



C.P. LAUMAN COMPANY

SUPPLIER OF PREMIUM CASTERS, WHEELS, HAND TRUCKS,
CARGO CONTROL EQUIPMENT, FASTENERS,
MATERIAL HANDLING EQUIPMENT AND SHELVING

ESTABLISHED 1941

(800) 462-4005

sales@cplauman.com

Material Handling Source

Index Page 527

2023 Fall/Winter

\$3.95

THE SOURCE FOR ALL YOUR INDUSTRIAL NEEDS



QUALITY STORAGE SHELVING



Designed to
be **THE MOST**
ECONOMICAL STORAGE

PARENT

Steel
surcharge
may apply.

Industrial Shelving

- 20 ga. construction for affordable and durable use.
- Assembles easily and quickly.

Designed to be the most economical and dependable storage for your factory, warehouse or office stockrooms. Stands up to heavy loads and daily hard use. Ideal for packages, parts, supplies, tools, or inventory. Handsome gray polyester finish. Shipped K.D. FOB Shipping Point.

20 GA. OPEN SHELVING				Add-On Units			
Starting Units							
Size W x D x H	No. Shelves	Product No.	Wt. (lbs.)	Price Ea.	Product No.	Wt. (lbs.)	Price Ea.
36 x 12 x 87"	5	HCS-535-12	61.5	\$181.06	HCA-535-12	60.5	\$174.14
36 x 18 x 87"	5	HCS-535-18	75.0	210.93	HCA-535-18	73.5	202.84
36 x 24 x 87"	5	HCS-535-24	88.5	240.58	HCA-535-24	86.5	231.75
36 x 12 x 87"	6	HCS-635-12	68.0	200.32	HCA-635-12	68.0	193.32
36 x 18 x 87"	6	HCS-635-18	84.0	235.66	HCA-635-18	82.5	227.54
36 x 24 x 87"	6	HCS-635-24	100.0	270.97	HCA-635-24	98.0	262.19
36 x 12 x 87"	7	HCS-735-12	74.5	219.49	HCA-735-12	73.5	212.60
36 x 18 x 87"	7	HCS-735-18	93.0	260.36	HCA-735-18	91.5	252.30
36 x 24 x 87"	7	HCS-735-24	111.5	301.39	HCA-735-24	109.5	292.63
36 x 12 x 87"	8	HCS-835-12	81.0	238.74	HCA-835-12	80.0	231.79
36 x 18 x 87"	8	HCS-835-18	102.0	285.11	HCA-835-18	100.5	277.01
36 x 24 x 87"	8	HCS-835-24	123.0	331.79	HCA-835-24	121.0	323.01
48 x 12 x 87"	5	HCS-547-12	72.0	206.80	HCA-547-12	71.0	199.84
48 x 18 x 87"	5	HCS-547-18	88.0	244.35	HCA-547-18	86.5	236.27
48 x 24 x 87"	5	HCS-547-24	106.5	287.19	HCA-547-24	104.5	278.39
48 x 12 x 87"	6	HCS-647-12	80.5	230.75	HCA-647-12	79.5	223.80
48 x 18 x 87"	6	HCS-647-18	99.5	275.37	HCA-647-18	98.0	267.29
48 x 24 x 87"	6	HCS-647-24	121.5	326.46	HCA-647-24	119.5	317.70
48 x 12 x 87"	7	HCS-747-12	89.0	254.72	HCA-747-12	88.0	247.77
48 x 18 x 87"	7	HCS-747-18	111.0	306.39	HCA-747-18	109.5	298.30
48 x 24 x 87"	7	HCS-747-24	136.5	365.77	HCA-747-24	134.5	357.08
48 x 12 x 87"	8	HCS-847-12	97.5	278.66	HCA-847-12	96.5	271.71
48 x 18 x 87"	8	HCS-847-18	122.5	337.44	HCA-847-18	121.0	329.29
48 x 24 x 87"	8	HCS-847-24	151.5	405.11	HCA-847-24	149.5	396.37

Heavy Duty Industrial Shelving

- 18 ga. construction for extra heavy loads.
- Built for rugged storage use.

For extra-heavy loads, this shelving does the job. Thick 18 ga. construction affords superior supporting power. Perfect for heavy dies, castings, power tools, liquids, and more. Assembles easily and quickly. Handsome gray polyester finish. Shipped K.D. FOB Shipping Point.

18 GA. OPEN SHELVING				Add-On Units			
Starting Units							
Size W x D x H	No. Shelves	Product No.	Wt. (lbs.)	Price Ea.	Product No.	Wt. (lbs.)	Price Ea.
36 x 12 x 87"	5	HCS-535-12/18	69.0	\$204.79	HCA-535-12/18	68.0	\$197.87
36 x 18 x 87"	5	HCS-535-18/18	84.0	244.38	HCA-535-18/18	83.5	236.31
36 x 24 x 87"	5	HCS-535-24/18	101.0	284.37	HCA-535-24/18	99.0	275.65
36 x 12 x 87"	6	HCS-635-12/18	77.0	228.75	HCA-635-12/18	77.0	221.80
36 x 18 x 87"	6	HCS-635-18/18	96.0	275.83	HCA-635-18/18	94.5	267.78
36 x 24 x 87"	6	HCS-635-24/18	115.0	323.56	HCA-635-24/18	113.0	314.76
36 x 12 x 87"	7	HCS-735-12/18	85.0	252.71	HCA-735-12/18	84.5	245.76
36 x 18 x 87"	7	HCS-735-18/18	107.0	307.27	HCA-735-18/18	105.5	299.19
36 x 24 x 87"	7	HCS-735-24/18	129.0	362.71	HCA-735-24/18	127.0	353.92
36 x 12 x 87"	8	HCS-835-12/18	93.0	276.68	HCA-835-12/18	92.0	269.69
36 x 18 x 87"	8	HCS-835-18/18	118.0	338.68	HCA-835-18/18	116.5	330.61
36 x 24 x 87"	8	HCS-835-24/18	143.0	401.86	HCA-835-24/18	141.0	393.13
48 x 12 x 87"	5	HCS-547-12/18	79.5	245.71	HCA-547-12/18	78.5	238.74
48 x 18 x 87"	5	HCS-547-18/18	110.5	305.13	HCA-547-18/18	109.0	297.07
48 x 24 x 87"	5	HCS-547-24/18	126.5	357.75	HCA-547-24/18	124.5	349.03
48 x 12 x 87"	6	HCS-647-12/18	89.5	277.43	HCA-647-12/18	88.5	270.47
48 x 18 x 87"	6	HCS-647-18/18	126.5	348.31	HCA-647-18/18	125.0	340.21
48 x 24 x 87"	6	HCS-647-24/18	145.5	411.19	HCA-647-24/18	143.5	402.40
48 x 12 x 87"	7	HCS-747-12/18	99.5	309.16	HCA-747-12/18	98.5	302.21
48 x 18 x 87"	7	HCS-747-18/18	142.5	391.50	HCA-747-18/18	141.0	383.43
48 x 24 x 87"	7	HCS-747-24/18	164.5	466.15	HCA-747-24/18	162.5	455.84
48 x 12 x 87"	8	HCS-847-12/18	109.5	340.92	HCA-847-12/18	108.5	333.96
48 x 18 x 87"	8	HCS-847-18/18	158.5	434.67	HCA-847-18/18	157.0	426.59
48 x 24 x 87"	8	HCS-847-24/18	183.5	518.02	HCA-847-24/18	181.5	509.24

18 GA. CLOSED SHELVING				Add-On Units			
Starting Units							
Size W x D x H	No. Shelves	Product No.	Wt. (lbs.)	Price Ea.	Product No.	Wt. (lbs.)	Price Ea.
36 x 12 x 87"	5	HCS-536-12/18	102.0	\$305.07	HCA-536-12/18	95.0	\$279.00
36 x 18 x 87"	5	HCS-536-18/18	126.0	362.21	HCA-536-18/18	114.5	326.22
36 x 24 x 87"	5	HCS-536-24/18	148.0	421.02	HCA-536-24/18	133.0	374.98
36 x 12 x 87"	6	HCS-636-12/18	110.0	328.99	HCA-636-12/18	103.0	302.93
36 x 18 x 87"	6	HCS-636-18/18	137.0	393.62	HCA-636-18/18	125.5	357.66
36 x 24 x 87"	6	HCS-636-24/18	162.0	460.17	HCA-636-24/18	147.0	414.12
36 x 12 x 87"	7	HCS-736-12/18	118.0	352.95	HCA-736-12/18	110.0	326.89
36 x 18 x 87"	7	HCS-736-18/18	148.0	425.04	HCA-736-18/18	136.5	389.06
36 x 24 x 87"	7	HCS-736-24/18	176.0	499.35	HCA-736-24/18	161.0	453.28
36 x 12 x 87"	8	HCS-836-12/18	126.0	376.93	HCA-836-12/18	119.0	350.86
36 x 18 x 87"	8	HCS-836-18/18	159.0	456.48	HCA-836-18/18	147.5	420.52
36 x 24 x 87"	8	HCS-836-24/18	190.0	538.46	HCA-836-24/18	175.0	492.44
48 x 12 x 87"	5	HCS-548-12/18	120.5	371.84	HCA-548-12/18	113.5	345.75
48 x 18 x 87"	5	HCS-548-18/18	159.5	448.76	HCA-548-18/18	148.0	412.80
48 x 24 x 87"	5	HCS-548-24/18	181.5	520.22	HCA-548-24/18	166.5	474.17
48 x 12 x 87"	6	HCS-648-12/18	130.5	403.53	HCA-648-12/18	123.5	374.92
48 x 18 x 87"	6	HCS-648-18/18	175.5	491.98	HCA-648-18/18	164.0	456.02
48 x 24 x 87"	6	HCS-648-24/18	200.5	573.66	HCA-648-24/18	185.5	527.64
48 x 12 x 87"	7	HCS-748-12/18	140.5	435.30	HCA-748-12/18	133.5	409.20
48 x 18 x 87"	7	HCS-748-18/18	191.5	535.10	HCA-748-18/18	180.0	499.18
48 x 24 x 87"	7	HCS-748-24/18	219.5	627.09	HCA-748-24/18	204.5	581.04
48 x 12 x 87"	8	HCS-848-12/18	150.5	467.03	HCA-848-12/18	143.5	440.96
48 x 18 x 87"	8	HCS-848-18/18	207.5	578.29	HCA-848-18/18	196.0	542.34
48 x 24 x 87"	8	HCS-848-24/18	238.5	680.52	HCA-848-24/18	223.5	634.45

20 GA. CLOSED SHELVING				Add-On Units			
Starting Units							
Size W x D x H	No. Shelves	Product No.	Wt. (lbs.)	Price Ea.	Product No.	Wt. (lbs.)	Price Ea.
36 x 12 x 87"	5	HCS-536-12	94.5	\$281.34	HCA-536-12	87.5	\$255.27
36 x 18 x 87"	5	HCS-536-18	116.0	328.72	HCA-536-18	104.5	292.75
36 x 24 x 87"	5	HCS-536-24	135.5	377.22	HCA-536-24	120.5	331.16
36 x 12 x 87"	6	HCS-636-12	101.0	332.13	HCA-636-12	94.0	274.50
36 x 18 x 87"	6	HCS-636-18	125.0	353.43	HCA-636-18	113.5	317.44
36 x 24 x 87"	6	HCS-636-24	147.0	407.61	HCA-636-24	132.0	361.56
36 x 12 x 87"	7	HCS-736-12	107.5	319.81	HCA-736-12	100.5	293.70
36 x 18 x 87"	7	HCS-736-18	134.0	378.19	HCA-736-18	122.5	342.20
36 x 24 x 87"	7	HCS-736-24	158.5	437.99	HCA-736-24	143.5	391.97
36 x 12 x 87"	8	HCS-836-12	114.0	339.03	HCA-836-12	107.0	312.93
36 x 18 x 87"	8	HCS-836-18	143.0	402.89	HCA-836-18	131.5	366.93
36 x 24 x 87"	8	HCS-836-24	170.0	468.43	HCA-836-24	155.0	422.38
48 x 12 x 87"	5	HCS-548-12	113.0	332.89	HCA-548-12	106.0	306.84
48 x 18 x 87"	5	HCS-548-18	137.0	388.01	HCA-548-18	125.5	352.04
48 x 24 x 87"	5	HCS-548-24	161.5	449.64	HCA-548-24	146.5	403.59
48 x 12 x 87"	6	HCS-648-12	121.5	356.90	HCA-648-12	114.5	330.82
48 x 18 x 87"	6	HCS-648-18	148.5	419.00	HCA-648-18	137.0	383.07
48 x 24 x 87"	6	HCS-648-24	176.5	488.98	HCA-648-24	161.5	442.93
48 x 12 x 87"	7	HCS-748-12	130.0	380.84	HCA-748-12	123.0	354.78
48 x 18 x 87"	7	HCS-748-18	160.0	450.05	HCA-748-18	148.5	414.06
48 x 24 x 87"	7	HCS-748-24	191.5	528.27	HCA-748-24	176.5	482.22
48 x 12 x 87"	8	HCS-848-12	138.5	404.80	HCA-848-12	131.5	378.70
48 x 18 x 87"	8	HCS-848-18	171.5	481.03	HCA-848-18	160.0	445.07
48 x 24 x 87"	8	HCS-848-24	206.5	567.59	HCA-848-24	191.5	521.55

INDUSTRIAL SHELVING

Tennsco Q-Line Industrial Shelving

- Boltless shelf design for easy adjustability.
- Choose from heavy-duty 22 or 20 gauge shelves.

The unique shelf design has deep box-beam formations front and back, fully lapped and welded corners and double-ribbed outside surfaces on the box formation. In addition, the front and rear flange on the box beam is welded every 3". The result is load capacities that range all the way up to 1000 lbs. Shelves can be adjusted quickly and easily in 1" increments to make maximum use of vertical space. Five shelves including top and bottom shelves. Choose from open or closed units. Additional shelves are available as well as adjustable shelf dividers, shelf boxes and doors. Starter unit can be used individually or combined with adder units to form a row of shelving. Shipped unassembled. Medium gray finish. FOB Shipping Point.



HQO5-3612S



HQC5-3612S

tennsco
Storage Made Easy

BOLTLESS SHELF ADJUSTMENT
For easy adjustability

Surcharge may apply.

22-GAUGE SHELVING UNITS

Size W x D x H	Product No.	Cap (lbs.)	Wt. (lbs.)	Price Ea.	Product No.	Cap (lbs.)	Wt. (lbs.)	Price Ea.	Product No.	Cap (lbs.)	Wt. (lbs.)	Price Ea.	Product No.	Cap (lbs.)	Wt. (lbs.)	Price Ea.
OPEN STYLE					OPEN STYLE				CLOSED STYLE				CLOSED STYLE			
STARTER - 5 SHELVES					ADDER -- 5 SHELVES				STARTER - 5 SHELVES				ADDER -- 5 SHELVES			
36 x 12 x 87"	HQO5-3612S	750	62	\$194.80	HQO5-3612AB	750	56	\$180.69	HQC5-3612S	750	89	\$300.39	HQC5-3612AB	750	78	\$269.33
36 x 18 x 87"	HQO5-3618S	750	73	\$221.90	HQO5-3618AB	750	66	\$207.23	HQC5-3618S	750	107	\$350.09	HQC5-3618AB	750	93	\$307.73
36 x 24 x 87"	HQO5-3624S	700	83	\$252.40	HQO5-3624AB	700	77	\$238.29	HQC5-3624S	700	125	\$402.59	HQC5-3624AB	700	107	\$349.51
48 x 12 x 87"	HQO5-4812S	600	73	\$219.09	HQO5-4812AB	600	66	\$204.97	HQC5-4812S	600	107	\$347.81	HQC5-4812AB	600	97	\$317.33
48 x 18 x 87"	HQO5-4818S	600	86	\$260.87	HQO5-4818AB	600	80	\$247.31	HQC5-4818S	600	129	\$413.31	HQC5-4818AB	600	115	\$370.97
48 x 24 x 87"	HQO5-4824S	550	100	\$291.91	HQO5-4824AB	550	93	\$277.80	HQC5-4824S	550	150	\$465.27	HQC5-4824AB	550	132	\$412.19

20-GAUGE SHELVING UNITS

Size W x D x H	Product No.	Cap (lbs.)	Wt. (lbs.)	Price Ea.	Product No.	Cap (lbs.)	Wt. (lbs.)	Price Ea.	Product No.	Cap (lbs.)	Wt. (lbs.)	Price Ea.	Product No.	Cap (lbs.)	Wt. (lbs.)	Price Ea.
OPEN STYLE					OPEN STYLE				CLOSED STYLE				CLOSED STYLE			
STARTER - 5 SHELVES					ADDER -- 5 SHELVES				STARTER - 5 SHELVES				ADDER -- 5 SHELVES			
36 x 12 x 87"	HQOH5-3612S	1000	69	\$217.96	HQOH5-3612AB	1000	62	\$203.27	HQCH5-3612S	1000	95	\$323.54	HQCH5-3612AB	1000	85	\$292.49
36 x 18 x 87"	HQOH5-3618S	850	81	\$252.40	HQOH5-3618AB	850	75	\$238.29	HQCH5-3618S	850	116	\$381.13	HQCH5-3618AB	850	101	\$338.79
36 x 24 x 87"	HQOH5-3624S	800	94	\$294.74	HQOH5-3624AB	800	87	\$280.06	HQCH5-3624S	800	135	\$444.37	HQCH5-3624AB	800	117	\$391.86
48 x 12 x 87"	HQOH5-4812S	650	81	\$260.87	HQOH5-4812AB	650	75	\$245.61	HQCH5-4812S	650	116	\$390.17	HQCH5-4812AB	650	106	\$359.11
48 x 18 x 87"	HQOH5-4818S	550	97	\$311.11	HQOH5-4818AB	550	91	\$297.00	HQCH5-4818S	550	140	\$463.01	HQCH5-4818AB	550	126	\$420.66
48 x 24 x 87"	HQOH5-4824S	550	113	\$330.31	HQOH5-4824AB	550	107	\$316.20	HQCH5-4824S	550	163	\$503.66	HQCH5-4824AB	550	145	\$450.59

22-GAUGE EXTRA SHELVES

Product No.	Size W x D	Cap (lbs.)	Wt. (lbs.)	Price Ea.
HQ2-3612	36 x 12"	750	7	\$23.16
HQ2-3618	36 x 18"	750	9	\$28.23
HQ2-3624	36 x 24"	700	11	\$34.44
HQ2-4812	48 x 12"	600	9	\$27.67
HQ2-4818	48 x 18"	600	11	\$36.14
HQ2-4824	48 x 24"	550	14	\$42.34

20-GAUGE EXTRA SHELVES

Product No.	Size W x D	Cap (lbs.)	Wt. (lbs.)	Price Ea.
HQ-3612	36 x 12"	1000	8	\$27.67
HQ-3618	36 x 18"	850	11	\$34.44
HQ-3624	36 x 24"	800	13	\$42.91
HQ-4812	48 x 12"	650	10	\$36.14
HQ-4818	48 x 18"	550	14	\$46.30
HQ-4824	48 x 24"	550	17	\$49.69

ACCESSORIES



Hinged Door Kit Locking Door
fits 36"W units only.



Sliding Shelf Dividers
Built-in label holder on the front tab.



Steel Shelf Box Drawer
sides are slotted in 1"
increments for drawer
divider (one included).
Order one pair of Shelf
Box Guides for each
shelf box.

ACCESSORIES			
Product No.	Description	Wt. (lbs.)	Price Ea.
HHD-3687RH	Hinged Doors & Frame; 36W x 87"H	63	\$320.71
HBX-512	Shelf Box; 5/8W x 11D x 4 1/2"H	3	\$14.69
HBX-518	Shelf Box; 5/8W x 17D x 4 1/2"H	3	\$16.94
HBX-812	Shelf Box; 8/8W x 11D x 4 1/2"H	4	\$16.94
HBX-818	Shelf Box; 8/8W x 17D x 4 1/2"H	4	\$21.46
HBXG-12	1 Pair 12"D Shelf Box Guides	1	\$17.29
HBXG-18	1 Pair 18"D Shelf Box Guides	1	\$18.93
HSD-1260	Adj. Sliding Shelf Divider 12D x 6"H	1	\$8.81
HSD-1860	Adj. Sliding Shelf Divider 18D x 6"H	2	\$11.07
HSD-2460	Adj. Sliding Shelf Divider 24D x 6"H	2	\$12.43

BULK RACKS & RIVET STYLE SHELVING

tennsco
Storage Made Easy

Tennsco Bulk Storage Racks

- Bulk storage racks are an economical solution for storing heavy, bulky items.
- Rugged 14 ga. welded upright frames and beams support up to 3800 lbs., evenly distributed.

Features adjustable shelves on 2" increments for maximum use of vertical space. Assembly is quick and easy -- beams attach to the frames in seconds without tools. Rolled formed steel beams provide support at front and rear of shelf edges. Additional support is provided by front-to-back center braces. Racks are available in heights of 72", 96" and 120"; widths of 48", 72" and 96" and depths of 24", 36" and 48". Select particleboard decking or corrugated steel decking. Starter units and add-on units have 3 shelf levels.

Additional shelf levels are available to increase capacity. Begin each row of shelving with a starter and use add-on units to complete row. Medium Gray powder-coated paint finish. Note -- bulk storage racks should be hand loaded only. FOB Shipping Point.

Starter Unit Includes... 2 upright frames and 3 shelf levels. **Add-On Units Includes...** 1 upright frame and 3 shelf levels.



CORRUGATED STEEL DECKING

Features a rigid surface with minimal deflection under load, corrugated decking provides sturdy support. Smooth finish for easy sliding of items.

PARTICLE BOARD DECKING

For heavy-duty applications, economical particle decking is a great choice.

WITH PARTICLE BOARD DECKING						ADD-ON UNIT					
Size W x D x H	Capacity Per Level (lbs.)	Product No.	Wt. (lbs.)	Price Ea.		Product No.	Wt. (lbs.)	Price Ea.			
48 x 24 x 72"	3800	HBU-482472PS	174.9	\$357.41		HBU-482472PA	152.7	\$287.97			
48 x 36 x 72"	3800	HBU-483672PS	220.6	406.54		HBU-483672PA	197.0	331.44			
48 x 48 x 72"	3800	HBU-484872PS	265.7	462.44		HBU-484872PA	240.7	379.44			
72 x 24 x 72"	2750	HBU-722472PS	213.9	447.20		HBU-722472PA	191.7	377.74			
72 x 36 x 72"	2750	HBU-723672PS	269.5	503.66		HBU-723672PA	245.9	428.56			
72 x 48 x 72"	2750	HBU-724872PS	324.2	581.01		HBU-724872PA	299.2	498.01			
96 x 24 x 72"	2150	HBU-962472PS	267.3	530.20		HBU-962472PA	245.1	460.74			
96 x 36 x 72"	2150	HBU-963672PS	340.6	610.39		HBU-963672PA	317.0	535.29			
96 x 48 x 72"	2150	HBU-964872PS	419.9	709.19		HBU-964872PA	394.9	626.19			
48 x 24 x 96"	3800	HBU-482496PS	190.1	403.16		HBU-482496PA	160.3	310.56			
48 x 36 x 96"	3800	HBU-483696PS	237.8	463.01		HBU-483696PA	205.6	359.67			
48 x 48 x 96"	3800	HBU-484896PS	284.9	522.30		HBU-484896PA	250.3	439.86			
72 x 24 x 96"	2750	HBU-722496PS	229.1	493.50		HBU-722496PA	199.3	400.90			
72 x 36 x 96"	2750	HBU-723696PS	286.7	560.69		HBU-723696PA	254.5	456.80			
72 x 48 x 96"	2750	HBU-724896PS	343.4	640.87		HBU-724896PA	308.8	573.67			
96 x 24 x 96"	2150	HBU-962496PS	282.5	576.50		HBU-962496PA	252.7	483.90			
96 x 36 x 96"	2150	HBU-963696PS	257.8	667.41		HBU-963696PA	325.6	563.51			
96 x 48 x 96"	2150	HBU-964896PS	439.1	769.04		HBU-964896PA	404.5	656.11			
48 x 24 x 120"	3800	HBU-4824120PS	204.9	444.37		HBU-4824120PA	167.7	331.44			
48 x 36 x 120"	3800	HBU-4836120PS	252.2	499.71		HBU-4836120PA	212.8	377.74			
48 x 48 x 120"	3800	HBU-4848120PS	298.9	591.19		HBU-4848120PA	257.3	428.56			
72 x 24 x 120"	2750	HBU-7224120PS	243.9	534.16		HBU-7224120PA	206.7	421.23			
72 x 36 x 120"	2750	HBU-7236120PS	301.1	596.83		HBU-7236120PA	261.7	474.87			
72 x 48 x 120"	2750	HBU-7248120PS	357.4	725.00		HBU-7248120PA	315.8	547.14			
96 x 24 x 120"	2150	HBU-9624120PS	297.3	617.16		HBU-9624120PA	260.1	504.23			
96 x 36 x 120"	2150	HBU-9636120PS	372.2	703.54		HBU-9636120PA	332.8	581.59			
96 x 48 x 120"	2150	HBU-9648120PS	453.1	764.53		HBU-9648120PA	411.5	675.31			

WITH CORRUGATED STEEL DECKING						ADD-ON UNIT					
Size W x D x H	Capacity Per Level (lbs.)	Product No.	Wt. (lbs.)	Price Ea.		Product No.	Wt. (lbs.)	Price Ea.			
48 x 24 x 72"	3800	HBU-482472CS	144.6	450.01		HBU-482472CA	122.4	380.00			
48 x 36 x 72"	3800	HBU-483672CS	175.3	539.23		HBU-483672CA	151.7	464.14			
48 x 48 x 72"	3800	HBU-484872CS	205.4	616.59		HBU-484872CA	180.4	533.59			
72 x 24 x 72"	2750	HBU-722472CS	177.6	570.86		HBU-722472CA	155.4	501.40			
72 x 36 x 72"	2750	HBU-723672CS	215.2	686.04		HBU-723672CA	191.6	610.94			
72 x 48 x 72"	2750	HBU-724872CS	251.9	801.80		HBU-724872CA	226.9	718.79			
96 x 24 x 72"	2150	HBU-962472CS	219.0	691.69		HBU-962472CA	196.8	622.24			
96 x 36 x 72"	2150	HBU-963672CS	268.3	842.44		HBU-963672CA	244.7	767.34			
96 x 48 x 72"	2150	HBU-964872CS	316.4	996.03		HBU-964872CA	291.4	913.03			
48 x 24 x 96"	3800	HBU-482496CS	159.8	495.76		HBU-482496CA	130.0	403.16			
48 x 36 x 96"	3800	HBU-483696CS	192.5	596.26		HBU-483696CA	160.3	492.37			
48 x 48 x 96"	3800	HBU-484896CS	224.6	676.44		HBU-484896CA	190.0	563.51			
72 x 24 x 96"	2750	HBU-722496CS	192.8	616.59		HBU-722496CA	163.0	523.99			
72 x 36 x 96"	2750	HBU-723696CS	232.4	743.07		HBU-723696CA	200.2	639.74			
72 x 48 x 96"	2750	HBU-724896CS	271.1	861.64		HBU-724896CA	236.5	748.71			
96 x 24 x 96"	2150	HBU-962496CS	234.2	737.43		HBU-962496CA	204.4	644.83			
96 x 36 x 96"	2150	HBU-963696CS	285.5	899.47		HBU-963696CA	253.3	796.14			
96 x 48 x 96"	2150	HBU-964896CS	335.6	1,055.89		HBU-964896CA	301.0	942.96			
48 x 24 x 120"	3800	HBU-4824120CS	174.6	536.97		HBU-4824120CA	137.4	423.49			
48 x 36 x 120"	3800	HBU-4836120CS	206.9	632.40		HBU-4836120CA	167.5	510.44			
48 x 48 x 120"	3800	HBU-4848120CS	238.6	714.84		HBU-4848120CA	197.0	582.71			
72 x 24 x 120"	2750	HBU-7224120CS	207.6	657.81		HBU-7224120CA	170.4	544.89			
72 x 36 x 120"	2750	HBU-7236120CS	246.8	779.21		HBU-7236120CA	207.4	657.81			
72 x 48 x 120"	2750	HBU-7248120CS	285.1	899.47		HBU-7248120CA	243.5	769.04			
96 x 24 x 120"	2150	HBU-9624120CS	249.0	778.64		HBU-9624120CA	211.8	665.71			
96 x 36 x 120"	2150	HBU-9636120CS	299.9	936.17		HBU-9636120CA	260.5	814.21			
96 x 48 x 120"	2150	HBU-9648120CS	349.6	1,094.27		HBU-9648120CA	308.0	962.16			

ADDITIONAL LEVELS WITH PARTICLE BOARD DECKING						WITH CORRUGATED STEEL DECKING					
Size W x D x H	Cap. Per Level (lbs.)	Product No.	Wt. (lbs.)	Price Ea.		Product No.	Wt. (lbs.)	Price Ea.			
48 x 24"	3800	HBU-4824P	43.5	\$72.84		HBU-4824C	33.4	\$103.33			
48 x 36"	3800	HBU-4836P	57.8	85.26		HBU-4836C	42.7	129.87			
48 x 48"	3800	HBU-4848P	71.9	98.81		HBU-4848C	51.8	150.20			
72 x 24"	2750	HBU-7224P	56.5	102.77		HBU-7224C	44.4	143.99			
72 x 36"	2750	HBU-7236P	74.1	118.01		HBU-7236C	56.0	178.43			
72 x 48"	2750	HBU-7248P	91.4	138.34		HBU-7248C	67.3	211.74			
96 x 24"	2150	HBU-9624P	74.3	130.43		HBU-9624C	58.2	184.07			
96 x 36"	2150	HBU-9636P	97.8	153.59		HBU-9636C	73.7	230.94			
96 x 48"	2150	HBU-9648P	123.3	181.26		HBU-9648C	88.8	276.67			

Tennsco Z-Line Light Duty Rivet Shelving

- Exceptional value with uncompromising performance.
- Shelf supports will handle loads up to 500 lbs., depending on shelf size.



Surcharge may apply.

Built with double rivet design and keyhole slots to form a rigid framework. Assembles easily and quickly with only a rubber mallet. The design allows access to the shelves from all sides of the unit. Shelves are supported on all 4 sides, except the second and fourth shelves that are supported front and back. The units have 5 shelf levels (4 openings). Buy the unit with 5/8" particle board decking. Sand or Medium Gray -- please specify. FOB Shipping Point.

TENNESCO Z-LINE LIGHT DUTY RIVET SHELVING

Product No.	Size W x D x H	Capacity (lbs.)	Wt. (lbs.)	Price Ea.
5 SHELVES, 4 OPENINGS - WITH PARTICLE BOARD DECKING				
HZA7-3612S-5D	36 x 12 x 84"	500	77	\$156.40
HZA7-3618S-5D	36 x 18 x 84"	500	98	176.17
HZA7-3624S-5D	36 x 24 x 84"	500	119	198.76
HZA7-4812S-5D	48 x 12 x 84"	400	95	180.69
HZA7-4818S-5D	48 x 18 x 84"	400	122	204.97
HZA7-4824S-5D	48 x 24 x 84"	400	150	230.37

EXTRA SHELF LEVELS WITH PARTICLE BOARD DECKING

Product No.	Size W x D	Capacity (lbs.)	Wt. (lbs.)	Price Ea.
HZAES-3612D	36 x 12"	500	11	\$16.94
HZAES-3618D	36 x 18"	500	15	19.76
HZAES-3624D	36 x 24"	500	18	23.71
HZAES-4812D	48 x 12"	400	15	22.01
HZAES-4818D	48 x 18"	400	20	25.97
HZAES-4824D	48 x 24"	400	25	29.93

SLOPING & RIVET-STYLE SHELVING

Tennsco Sloping Shelf Units

- Sloped shelves provide convenient product access and easy identification.

Parts, bins and boxes slide forward for easy picking. Open access from all sides. Place back to back to double shelf depth. Canopy top has box formed construction. Features 2" side flange to retain product. ½" front lip acts as a product stop. Heavy gauge shelf supports. Shelves support up to 450 lb. loads. Boltless construction – easy assembly with only a mallet. 5 sloping steel shelves per unit. 18"D. shelves slope 12°. 24"D. shelves slope 14°. Starter unit can be used individually or combined with adder units to form a row of shelving. Medium Gray or Sand finish. FOB Shipping Point.

TENNSCO SLOPING SHELF UNITS					
Size W x D x H	STARTER		ADDER		
	Product No.	Wt. (lbs.)	Product No.	Wt. (lbs.)	Price Ea.
36 x 18 x 84"	HZT7-3618S-5	134	HZT7-3618A-5	134	\$525.11
36 x 24 x 84"	HZT7-3624S-5	159	HZT7-3624A-5	159	\$589.49
48 x 18 x 84"	HZT7-4818S-5	184	HZT7-4818A-5	184	\$667.97
48 x 24 x 84"	HZT7-4824S-5	215	HZT7-4824A-5	215	\$735.73



Tennsco High-Capacity Rivet Shelving

- Perfect for storing dies, motors, jigs, fixtures and other heavy material.
- Each shelf will support up to 4000 lbs, evenly distributed.

Semi-boltless design utilizes snap-in double rivets on the shelf supports matched with keyholes on the posts. Maximum capacity per unit is 13,000 lbs. Heavy duty 14 ga. posts are 2½" x 2½". Each unit has five -16 ga. shelves that are adjustable in 1½" increments. Shelves are supported on four sides with 14 ga., 2½" high shelf supports. Additionally, shelves have from one to three center supports depending on the width. Center supports are bolted to the shelf supports for added rigidity. Durable powder coated Medium Gray finish. FOB Shipping Point.



Product No.	Size W x D x H	Capacity (lbs.)	No. Shelves	Wt. (lbs.)	Price Ea.
HRXHS-361872	36 x 18 x 72"	4000	5	146	\$486.16
HRXHS-481872	48 x 18 x 72"	4000	5	180	\$595.13
HRXHS-482472	48 x 24 x 72"	4000	5	213	\$651.60
HRXHS-602472	60 x 24 x 72"	3250	5	254	\$776.94
HRXHS-722472	72 x 24 x 72"	2750	5	304	\$918.67
HRXHS-361884	36 x 18 x 84"	4000	5	154	\$498.59
HRXHS-481884	48 x 18 x 84"	4000	5	188	\$607.56
HRXHS-482484	48 x 24 x 84"	4000	5	221	\$664.01
HRXHS-602484	60 x 24 x 84"	3250	5	262	\$788.80
HRXHS-722484	72 x 24 x 84"	2750	5	312	\$930.53
HRXHS-723684	72 x 36 x 84"	2750	5	454	\$1,254.64
HRXHS-962484	96 x 24 x 84"	2600	5	406	\$1,276.66
HRXHS-963684	96 x 36 x 84"	2600	5	595	\$1,581.57
HRXHS-361896	36 x 18 x 96"	4000	5	153	\$511.00
HRXHS-481896	48 x 18 x 96"	4000	5	187	\$619.97
HRXHS-482496	48 x 24 x 96"	4000	5	220	\$675.87
HRXHS-602496	60 x 24 x 96"	3250	5	261	\$801.23
HRXHS-722496	72 x 24 x 96"	2750	5	311	\$942.96
HRXHS-723696	72 x 36 x 96"	2750	5	458	\$1,267.06
HRXHS-962496	96 x 24 x 96"	2600	5	410	\$1,289.09
HRXHS-963696	96 x 36 x 96"	2600	5	599	\$1,593.99

Tennsco Z-Line Medium Duty Rivet Shelving

- Exceptional value with uncompromising performance.
- Shelves will handle loads up to 1,000 lbs., depending on shelf size.

Posts and supports are designed with double rivets and keyhole slots to form a rigid framework. The design allows access to the shelves from all sides of the unit. Assembly is easy with only a rubber mallet required. Shelves are supported on all four sides with V-designed shelf supports, and 36" deep units have one center support for added strength. The units have 5 shelf levels (4 openings). Buy the unit with ¾" particle board decking. Sand or Medium Gray -- please specify. FOB Shipping Point.



TENNSCO Z-LINE MEDIUM DUTY RIVET SHELVING				
Size W x D x H	Capacity (lbs.)	BASIC UNITS		Price Ea.
		Product No.	Wt. (lbs.)	
5 SHELVES, 4 OPENINGS - WITH PARTICLE BOARD DECKING				
36 x 18 x 84"	1000	HZB7-3618S-5D	102	\$203.27
36 x 24 x 84"	1000	HZB7-3624S-5D	125	229.24
48 x 18 x 84"	850	HZB7-4818S-5D	128	234.89
48 x 24 x 84"	850	HZB7-4824S-5D	157	263.13
48 x 36 x 84"	850	HZB7-4836S-5D	226	358.54

Surcharge may apply.

INDUSTRIAL SHELVING

LYON®

Heavy Duty 36" Wide Industrial Shelving

Pre-engineered sections 36"W. x 84"H. and features lapped and welded shelf corners for additional strength and durability. Upright posts are roll formed "T" members that allow shelves to adjust on 1-1/2" centers. Order one starter unit and the balance as adders to make up a row of shelving.

- **Rugged construction features stand up to abuse in high-activity areas.**
- **Shelf clips fit quickly into post to lock shelves firmly in place without tools.**
- **Meets varying capacity requirements by assembling mixed or matched sections of the same depth and height.**
- **FOB Shipping Point.**
- **Surcharge may apply.**



EXTRA SHELVES 36" WIDE

22 GA. BOX FORMATION				20 GA. BOX FORMATION		
Depth	Product No.	Wt. (lbs.)	Price Ea.	Product No.	Wt. (lbs.)	Price Ea.
12"	HDD8560M1	7.2	\$16.80	HDD8560H1	8.2	\$17.39
18"	HDD8561M1	9.8	\$21.52	HDD8561H1	11.2	\$23.04
24"	HDD8562M1	12.5	\$26.61	HDD8562H1	14.2	\$27.96

22 GA. 36" WIDE OPEN SHELVING – 600 LB. CAPACITY PER SHELF*							22 GA. 36" WIDE CLOSED SHELVING – 600 LB. CAPACITY PER SHELF*					
	STARTERS			ADD-ONS			STARTERS			ADD-ONS		
Depth	Product No.	Wt. (lbs.)	Price Ea.	Product No.	Wt. (lbs.)	Price Ea.	Product No.	Wt. (lbs.)	Price Ea.	Product No.	Wt. (lbs.)	Price Ea.
12"	HDD8005SM	72.5	\$159.43	HDD8005M	55.5	\$123.55	HDD8037SM	111.5	\$233.73	HDD8037M	87.5	\$182.24
18"	HDD8006SM	83.2	\$187.64	HDD8006M	65.6	\$150.60	HDD8038SM	127.0	\$287.03	HDD8038M	100.0	\$221.84
24"	HDD8007SM	93.5	\$215.93	HDD8007M	75.5	\$177.67	HDD8039SM	145.3	\$334.60	HDD8039M	113.9	\$258.53
20 GA. 36" WIDE OPEN SHELVING – 800 LB. CAPACITY PER SHELF*							20 GA. 36" WIDE CLOSED SHELVING – 800 LB. CAPACITY PER SHELF*					
	STARTERS			ADD-ONS			STARTERS			ADD-ONS		
12"	HDD8005SH	77.5	\$162.95	HDD8005H	60.5	\$127.07	HDD8037SH	116.5	\$237.25	HDD8037H	92.5	\$185.77
18"	HDD8006SH	90.2	\$193.04	HDD8006H	72.6	\$156.01	HDD8038SH	134.0	\$292.44	HDD8038H	107.0	\$227.25
24"	HDD8007SH	102.0	\$222.45	HDD8007H	84.0	\$184.19	HDD8039SH	153.8	\$341.12	HDD8039H	122.4	\$265.05

*Capacities are based on evenly distributed loads. Maximum load capacity 8000 lbs. per section.

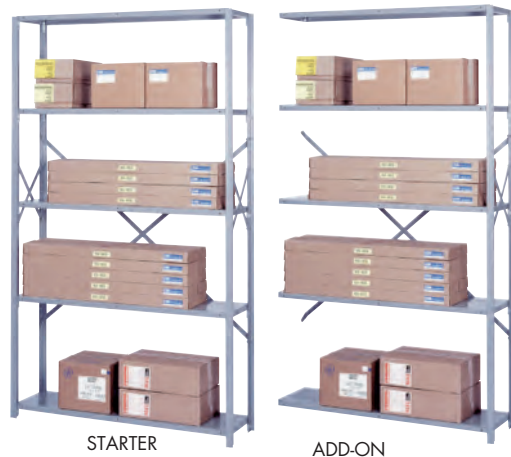
48" Wide Industrial Shelving

Yields more shelf space for long awkward items. Order one starter unit and the balance as adders to make up a row of shelving.

- **Features a full 600 lb. capacity per shelf.**
- **Integrates with comparable depth 36" wide shelving.**
- **FOB shipping point.**
- **Surcharge may apply.**

20 GA. EXTRA SHELVES 48" WIDE

Depth	Product No.	Wt. (lbs.)	Price Ea.
12"	HDD8300H1	11.7	\$23.00
18"	HDD8301H1	14.3	\$30.40
24"	HDD8302H1	18.6	\$37.65



OPEN SHELVING							CLOSED SHELVING					
20 GA. 48" OPEN SHELVING-600 LB. CAPACITY PER SHELF*							20 GA. 48" CLOSED SHELVING-600 LB. CAPACITY PER SHELF* STARTERS					
	STARTERS			ADD-ONS			STARTERS			ADD-ONS		
Depth	Product No.	Wt. (lbs.)	Price Ea.	Product No.	Wt. (lbs.)	Price Ea.	Product No.	Wt. (lbs.)	Price Ea.	Product No.	Wt. (lbs.)	Price Ea.
12"	HDD8340SH	91.2	\$203.95	HDD8340H	74.2	\$168.07	HDD8334SH	135.2	\$280.44	HDD8334H	111.2	\$228.96
18"	HDD8341SH	106.9	\$239.61	HDD8341H	89.3	\$202.59	HDD8335SH	155.7	\$341.20	HDD8335H	128.7	\$276.01
24"	HDD8342SH	125.2	\$278.84	HDD8342H	107.2	\$240.56	HDD8336SH	182.0	\$399.69	HDD8336H	150.6	\$323.63

*Capacities are based on evenly distributed loads. Maximum load capacity 8000 lbs. per section.

INDUSTRIAL CLIP SHELVING


LYON®

Beaded Post Industrial Clip Shelving

- True compression clip - 13 gauge clip formed with 2 rectangular lugs engages square holes for rigidity.
- Shelves are roll formed with box formations in the front and rear for high capacity rating without additional reinforcing.
- Beaded post units are beaded posts on front corners and angle posts on rear corners.
- Closed shelving units are supplied with front bases to close off the unit below the bottom shelf.
- 1-1/2" vertical shelf adjustability.
- Rapid repositioning of shelves.
- All necessary hardware is included.
- Order one starter unit and the balance as adders to make up a row of shelving.
- FOB Shipping Point.
- Surcharge may apply.
- Available in Dove Gray.



					5 SHELF UNITS - 20 GA. BOX FORMATION OPEN UNITS					
					STARTER			ADD-ONS		
					Product No.	Wt. (lbs.)	Price Ea.	Product No.	Wt. (lbs.)	Price Ea.
					Product No.	Wt. (lbs.)	Price Ea.	Product No.	Wt. (lbs.)	Price Ea.
					Product No.	Wt. (lbs.)	Price Ea.	Product No.	Wt. (lbs.)	Price Ea.
					Product No.	Wt. (lbs.)	Price Ea.	Product No.	Wt. (lbs.)	Price Ea.
					Product No.	Wt. (lbs.)	Price Ea.	Product No.	Wt. (lbs.)	Price Ea.
					Product No.	Wt. (lbs.)	Price Ea.	Product No.	Wt. (lbs.)	Price Ea.
					Product No.	Wt. (lbs.)	Price Ea.	Product No.	Wt. (lbs.)	Price Ea.
					Product No.	Wt. (lbs.)	Price Ea.	Product No.	Wt. (lbs.)	Price Ea.
					Product No.	Wt. (lbs.)	Price Ea.	Product No.	Wt. (lbs.)	Price Ea.
					Product No.	Wt. (lbs.)	Price Ea.	Product No.	Wt. (lbs.)	Price Ea.
					Product No.	Wt. (lbs.)	Price Ea.	Product No.	Wt. (lbs.)	Price Ea.
					Product No.	Wt. (lbs.)	Price Ea.	Product No.	Wt. (lbs.)	Price Ea.
					Product No.	Wt. (lbs.)	Price Ea.	Product No.	Wt. (lbs.)	Price Ea.
					Product No.	Wt. (lbs.)	Price Ea.	Product No.	Wt. (lbs.)	Price Ea.
					Product No.	Wt. (lbs.)	Price Ea.	Product No.	Wt. (lbs.)	Price Ea.
					Product No.	Wt. (lbs.)	Price Ea.	Product No.	Wt. (lbs.)	Price Ea.
					Product No.	Wt. (lbs.)	Price Ea.	Product No.	Wt. (lbs.)	Price Ea.
					Product No.	Wt. (lbs.)	Price Ea.	Product No.	Wt. (lbs.)	Price Ea.
					Product No.	Wt. (lbs.)	Price Ea.	Product No.	Wt. (lbs.)	Price Ea.
					Product No.	Wt. (lbs.)	Price Ea.	Product No.	Wt. (lbs.)	Price Ea.
					Product No.	Wt. (lbs.)	Price Ea.	Product No.	Wt. (lbs.)	Price Ea.
					Product No.	Wt. (lbs.)	Price Ea.	Product No.	Wt. (lbs.)	Price Ea.
					Product No.	Wt. (lbs.)	Price Ea.	Product No.	Wt. (lbs.)	Price Ea.
					Product No.	Wt. (lbs.)	Price Ea.	Product No.	Wt. (lbs.)	Price Ea.
					Product No.	Wt. (lbs.)	Price Ea.	Product No.	Wt. (lbs.)	Price Ea.
					Product No.	Wt. (lbs.)	Price Ea.	Product No.	Wt. (lbs.)	Price Ea.
					Product No.	Wt. (lbs.)	Price Ea.	Product No.	Wt. (lbs.)	Price Ea.
					Product No.	Wt. (lbs.)	Price Ea.	Product No.	Wt. (lbs.)	Price Ea.
					Product No.	Wt. (lbs.)	Price Ea.	Product No.	Wt. (lbs.)	Price Ea.
					Product No.	Wt. (lbs.)	Price Ea.	Product No.	Wt. (lbs.)	Price Ea.
					Product No.	Wt. (lbs.)	Price Ea.	Product No.	Wt. (lbs.)	Price Ea.
					Product No.	Wt. (lbs.)	Price Ea.	Product No.	Wt. (lbs.)	Price Ea.
					Product No.	Wt. (lbs.)	Price Ea.	Product No.	Wt. (lbs.)	Price Ea.
					Product No.	Wt. (lbs.)	Price Ea.	Product No.	Wt. (lbs.)	Price Ea.
					Product No.	Wt. (lbs.)	Price Ea.	Product No.	Wt. (lbs.)	Price Ea.
					Product No.	Wt. (lbs.)	Price Ea.	Product No.	Wt. (lbs.)	Price Ea.
					Product No.	Wt. (lbs.)	Price Ea.	Product No.	Wt. (lbs.)	Price Ea.
					Product No.	Wt. (lbs.)	Price Ea.	Product No.	Wt. (lbs.)	Price Ea.
					Product No.	Wt. (lbs.)	Price Ea.	Product No.	Wt. (lbs.)	Price Ea.
					Product No.	Wt. (lbs.)	Price Ea.	Product No.	Wt. (lbs.)	Price Ea.
					Product No.	Wt. (lbs.)	Price Ea.	Product No.	Wt. (lbs.)	Price Ea.
					Product No.	Wt. (lbs.)	Price Ea.	Product No.	Wt. (lbs.)	Price Ea.
					Product No.	Wt. (lbs.)	Price Ea.	Product No.	Wt. (lbs.)	Price Ea.
					Product No.	Wt. (lbs.)	Price Ea.	Product No.	Wt. (lbs.)	Price Ea.
					Product No.	Wt. (lbs.)	Price Ea.	Product No.	Wt. (lbs.)	Price Ea.
					Product No.	Wt. (lbs.)	Price Ea.	Product No.	Wt. (lbs.)	Price Ea.
					Product No.	Wt. (lbs.)	Price Ea.	Product No.	Wt. (lbs.)	Price Ea.
					Product No.	Wt. (lbs.)	Price Ea.	Product No.	Wt. (lbs.)	Price Ea.
					Product No.	Wt. (lbs.)	Price Ea.	Product No.	Wt. (lbs.)	Price Ea.
					Product No.	Wt. (lbs.)	Price Ea.	Product No.	Wt. (lbs.)	Price Ea.
					Product No.	Wt. (lbs.)	Price Ea.	Product No.	Wt. (lbs.)	Price Ea.
					Product No.	Wt. (lbs.)	Price Ea.	Product No.	Wt. (lbs.)	Price Ea.
					Product No.	Wt. (lbs.)	Price Ea.	Product No.	Wt. (lbs.)	Price Ea.
					Product No.	Wt. (lbs.)	Price Ea.	Product No.	Wt. (lbs.)	Price Ea.
					Product No.	Wt. (lbs.)	Price Ea.	Product No.	Wt. (lbs.)	Price Ea.
					Product No.	Wt. (lbs.)	Price Ea.	Product No.	Wt. (lbs.)	Price Ea.
					Product No.	Wt. (lbs.)	Price Ea.	Product No.	Wt. (lbs.)	Price Ea.
					Product No.	Wt. (lbs.)	Price Ea.	Product No.	Wt. (lbs.)	Price Ea.
					Product No.	Wt. (lbs.)	Price Ea.	Product No.	Wt. (lbs.)	Price Ea.
					Product No.	Wt. (lbs.)	Price Ea.	Product No.	Wt. (lbs.)	Price Ea.
					Product No.	Wt. (lbs.)	Price Ea.	Product No.	Wt. (lbs.)	Price Ea.
					Product No.	Wt. (lbs.)	Price Ea.	Product No.	Wt. (lbs.)	Price Ea.
					Product No.	Wt. (lbs.)	Price Ea.	Product No.	Wt. (lbs.)	Price Ea.
					Product No.	Wt. (lbs.)	Price Ea.	Product No.	Wt. (lbs.)	Price Ea.
					Product No.	Wt. (lbs.)	Price Ea.	Product No.	Wt. (lbs.)	Price Ea.
					Product No.	Wt. (lbs.)	Price Ea.	Product No.	Wt. (lbs.)	Price Ea.
					Product No.	Wt. (lbs.)	Price Ea.	Product No.	Wt. (lbs.)	Price Ea.
					Product No.	Wt. (lbs.)	Price Ea.	Product No.	Wt. (lbs.)	Price Ea.
					Product No.	Wt. (lbs.)	Price Ea.	Product No.	Wt. (lbs.)	Price Ea.
					Product No.	Wt. (lbs.)	Price Ea.	Product No.	Wt. (lbs.)	Price Ea.
					Product No.	Wt. (lbs.)	Price Ea.	Product No.	Wt. (lbs.)	Price Ea.
					Product No.	Wt. (lbs.)	Price Ea.	Product No.	Wt. (lbs.)	Price Ea.
					Product No.	Wt. (lbs.)	Price Ea.	Product No.	Wt. (lbs.)	Price Ea.
					Product No.	Wt. (lbs.)	Price Ea.	Product No.	Wt. (lbs.)	Price Ea.
					Product No.	Wt. (lbs.)	Price Ea.	Product No.	Wt. (lbs.)	Price Ea.
					Product No.	Wt. (lbs.)	Price Ea.	Product No.	Wt. (lbs.)	Price Ea.
					Product No.	Wt. (lbs.)	Price Ea.	Product No.	Wt. (lbs.)	Price Ea.
					Product No.	Wt. (lbs.)	Price Ea.	Product No.	Wt. (lbs.)	Price Ea.
					Product No.	Wt. (lbs.)	Price Ea.	Product No.	Wt. (lbs.)	Price Ea.
					Product No.	Wt. (lbs.)	Price Ea.	Product No.	Wt. (lbs.)	Price Ea.
					Product No.	Wt. (lbs.)	Price Ea.	Product No.	Wt. (lbs.)	Price Ea.
					Product No.	Wt. (lbs.)	Price Ea.	Product No.	Wt. (lbs.)	Price Ea.
					Product No.	Wt. (lbs.)	Price Ea.	Product No.	Wt. (lbs.)	Price Ea.
					Product No.	Wt. (lbs.)	Price Ea.	Product No.	Wt. (lbs.)	Price Ea.

					5 SHELF UNITS - 20 GA. BOX FORMATION CLOSED UNITS						
					STARTER			ADD-ONS			
					Product No.	Wt. (lbs.)	Price Ea.	Product No.	Wt. (lbs.)	Price Ea.	
					SIZE						
					W	D	H	Capacity			
<div>BEADED POST CLOSED UNITS</div> 	36"	12"	85"	800 lbs.	HDDJDP3055	57	\$236.01	HDDJDP3058	108	\$201.33	
	36"	18"	85"	850 lbs.	HDDJDP3056	69	\$277.75	HDDJDP3059	91	\$234.72	
	36"	24"	85"	800 lbs.	HDDJDP3057	80	\$317.60	HDDJDP3060	105	\$268.44	
	48"	12"	85"	500 lbs.	HDDJDP3155	68	\$275.91	HDDJDP3158	94	\$241.23	
	48"	18"	85"	550 lbs.	HDDJDP3156	84	\$324.73	HDDJDP3159	130	\$281.71	
	48"	24"	85"	550 lbs.	HDDJDP3157	98	\$376.04	HDDJDP3160	150	\$326.88	

Extra Shelves

- FOB Shipping Point.
- Surcharge may apply.
- Available in Dove Gray.

Product No.	Size W x D	Wt. (lbs.)	Price Ea.
HDDJ1021071	36" x 12"	7	\$18.28
HDDJ1021171	36" x 18"	9	\$23.72
HDDJ1021221	36" x 24"	11	\$29.88
HDDJ1021181	42" x 18"	10	\$38.00
HDDJ1021091	48" x 12"	9	\$23.44
HDDJ1021191	48" x 18"	12	\$30.61
HDDJ1021241	48" x 24"	15	\$38.45




MODULAR DRAWER SHELVING

LYON®

Modular Drawers for 36" Wide Lyon Industrial Clip Shelving

- Increase storage density within 18" or 24" deep shelving sections with modular drawers for shelving.
- Modular Drawers in Shelving allows you to combine the storage of bulky items on shelves and small parts, tools, and supplies in drawers.
- Constructed with beaded front post and angle back posts.
- Drawers in shelving are easy to install using only four brackets. Suspension glide rails lock into brackets, then drawers slide into place.
- Each drawer includes suspension equipment and features ergonomic handles with removable labels and shields.
- Multiple drawer access.
- Available in Dove Gray.
- FOB Shipping Point.
- Surcharge may apply.

**THE LYON DRAWER
SUSPENSION** features
the highest quality
glides with drawer
capacities of 400 lbs.



36" WIDE MODULAR DRAWERS IN SHELVING - FOR LYON'S 36" WIDE INDUSTRIAL CLIP SHELVING WITH BEADED POST

SIZE					STARTERS		ADD-ONS	
Depth	Height	No. of Drawers	No. of Compartments Per Drawer	Drawer Numbers (refer to bottom chart for drawer usable height)	Product No.	Price Ea.	Product No.	Price Ea.
18"	85"	5	9	04 x 4 drawers, 06 x 1 drawer	HDDJ115005	\$1,415.23	HDDJ115005A	\$1,372.20
24"	85"	5	9	04 x 4 drawers, 06 x 1 drawer	HDDJ115006	\$1,528.27	HDDJ115006A	\$1,479.11
18"	85"	5	9	04 x 3 drawers, 09 x 2 drawers	HDDJ115015	\$1,473.68	HDDJ115015A	\$1,430.65
24"	85"	5	9	04 x 3 drawers, 09 x 2 drawers	HDDJ115016	\$1,594.01	HDDJ115016A	\$1,544.85
18"	85"	7	9	05 x 4 drawers, 08 x 2 drawers, 09 x 1 drawer	HDDJ115025	\$1,991.48	HDDJ115025A	\$1,948.45
24"	85"	7	9	05 x 4 drawers, 08 x 2 drawers, 09 x 1 drawer	HDDJ115026	\$2,129.35	HDDJ115026A	\$2,080.19
18"	85"	3	9	05 x 3 drawers, 07 x 5 drawers, 10 x 1 drawer	HDDJ115035*	\$2,483.40	HDDJ115035A*	\$2,440.37
24"	85"	3	9	05 x 3 drawers, 07 x 5 drawers, 10 x 1 drawer	HDDJ115036*	\$2,632.41	HDDJ115036A*	\$2,583.25

*Stock Items

Drawer Number	04	05	06	07	08	09	10	11	12	13	14	15	16	17	18
Usable Height	2-1/4"	3"	3-7/8"	4-5/8"	5-3/8"	6-1/4"	7"	7-3/4"	8-1/2"	9-3/8"	10-1/8"	10-7/8"	11-3/4"	12-1/2"	13-1/4"
Side Height	1-7/8"		3"		4-3/8"		6-1/4"								
Front Height	3-1/16"	3-7/8"	4-5/8"	5-7/16"	6-3/16"	7"	7-3/4"	8-9/16"	9-3/8"	10-1/8"	10-7/8"	11-3/4"	12-1/2"	13-5/16"	14-1/16"

PRE-ENGINEERED BULK STORAGE RACKS

LYON®

Designed for the hand-loading of intermediate weight bulky items.
In addition to storing cartoned merchandise, it can be used for display racking.

Solid Decking

Features Heavy-Duty Industrial Shelves for a smooth uninterrupted decking surface.

Flat Wire Decking

Featuring 4" x 2" wire mesh with 6 gauge welded reinforcement wires. Galvanized.

Particle Board Decking






Durable, 5/8" thick particle board decking.

Ribbed Decking

Versatile 20 gauge ribbed decking. 1-3/4" w x 5/8" d rib.

- Heavy-duty 14 ga. steel beams included.
- Racking is stocked in Dove Gray.
- FOB Shipping Point.
- Surcharge may apply.



		72" H / 3 LEVEL UNITS						84" H / 3 LEVEL UNITS						
		STARTERS			ADD-ONS			STARTERS			ADD-ONS			
Size W x D	Cap./Beam Pair (lbs.)	Product No.	Wt. (lbs.)	Price Ea.	Product No.	Wt. (lbs.)	Price Ea.	Product No.	Wt. (lbs.)	Price Ea.	Product No.	Wt. (lbs.)	Price Ea.	
NO DECK														
	72 x 24"	1900	HDD67311S	107	\$223.29	HDD67311	90	\$180.75	HDD67321S	113	\$235.64	HDD67321	92	\$186.92
	72 x 36"	1900	HDD67313S	117	\$236.12	HDD67313	97	\$190.95	HDD67323S	132	\$248.29	HDD67323	100	\$197.03
	72 x 48"	1900	HDD67315S	125	\$250.39	HDD67315	104	\$202.15	HDD67325S	131	\$262.39	HDD67325	107	\$208.15
SOLID DECK														
	72 x 24"	1900	HDD67311SD	184	\$377.67	HDD67311D	166	\$335.12	HDD67321SD	189	\$390.03	HDD67321D	168	\$341.31
	72 x 36"	1900	HDD67313SD	236	\$471.29	HDD67313D	216	\$426.11	HDD67323SD	242	\$483.45	HDD67323D	176	\$432.19
	72 x 48"	1900	HDD67315SD	284	\$562.93	HDD67315D	263	\$514.69	HDD67325SD	283	\$574.92	HDD67325D	266	\$520.69
FLAT WIRE DECK														
	72 x 24"	1900	HDD67311SW	182	\$360.36	HDD67311W	165	\$317.81	HDD67321SW	188	\$372.71	HDD67321W	167	\$323.99
	72 x 36"	1900	HHDD67313SW	228	\$431.81	HDD67313W	208	\$386.64	HDD67323SW	243	\$443.99	HDD67323W	211	\$392.72
	72 x 48"	1900	HDD67315SW	274	\$503.93	HDD67315W	253	\$455.71	HDD67325SW	279	\$515.93	HDD67325W	255	\$461.69
PARTICLE BOARD DECK														
	72 x 24"	1900	HDD67311SP	192	\$308.80	HDD67311P	174	\$266.25	HDD67321SP	197	\$321.15	HDD67321P	177	\$272.43
	72 x 36"	1900	HDD67313SP	244	\$329.64	HDD67313P	224	\$284.45	HDD67323SP	250	\$341.81	HDD67323P	227	\$290.55
	72 x 48"	1900	HDD67315SP	293	\$379.88	HDD67315P	272	\$331.65	HDD67325SP	299	\$391.88	HDD67325P	275	\$337.64
RIBBED DECK														
	72 x 24"	1900	HDD67311SR	175	\$341.80	HDD67311R	158	\$299.25	HDD67321SR	197	\$354.16	HDD67321R	177	\$305.43
	72 x 36"	1900	HDD67313SR	216	\$415.77	HDD67313R	196	\$370.60	HDD67323SR	250	\$427.95	HDD67323R	227	\$376.68
	72 x 48"	1900	HDD67315SR	249	\$486.84	HDD67315R	228	\$438.61	HDD67325SR	299	\$498.84	HDD67325R	275	\$444.60

NOTE: In the interest of safety, Lyon strongly recommends that racks that are 72" or higher be floor and/or wall anchored.

BOLTLESS SHELVING RIVET RACK

LYON®



4 LEVEL STARTER
WITH OPTIONAL PARTICLE
BOARD DECKING



Type	Size W x D x H	Capacity (lbs.)	Product No.	Wt. (lbs.)	Price Ea.	Product No.	Wt. (lbs.)	Price Ea.
			3 LEVELS / STARTERS			3 LEVELS / ADD-ONS		
Double-Rivet, Medium-Duty Flanged Beam	48 x 24 x 84"	1,000	HDD73020	47	\$83.71	HDD73020A	46	\$87.01
	48 x 36 x 84"	1,000	HDD73021	52	\$91.91	HDD73021A	51	\$95.21
	48 x 48 x 84"	1,000	HDD73022	57	\$100.55	HDD73022A	56	\$103.85
	60 x 24 x 84"	800	HDD73023	52	\$106.28	HDD73023A	51	\$109.60
	60 x 36 x 84"	800	HDD73024	57	\$118.21	HDD73024A	56	\$121.52
	60 x 48 x 84"	800	HDD73025	62	\$137.92	HDD73025A	61	\$141.23
	72 x 24 x 84"	800	HDD73026	74	\$130.07	HDD73026A	73	\$133.37
	72 x 36 x 84"	800	HDD73027	84	\$145.73	HDD73027A	84	\$149.04
	72 x 48 x 84"	800	HDD73028	91	\$161.83	HDD73028A	90	\$165.13
	96 x 24 x 84"	650	HDD73029	86	\$146.89	HDD73029A	85	\$150.21
"C" Channel, Heavy-Duty Beam	96 x 36 x 84"	650	HDD73030	94	\$162.56	HDD73030A	93	\$165.87
	96 x 48 x 84"	650	HDD73031	107	\$178.67	HDD73031A	106	\$181.97
	96 x 24 x 84"	1,200	HDD73035	95	\$161.56	HDD73035A	94	\$164.88
	96 x 36 x 84"	1,200	HDD73036	97	\$177.23	HDD73036A	96	\$180.53
	96 x 48 x 84"	1,200	HDD73037	117	\$193.33	HDD73037A	117	\$196.64

Starters and Add-on Rivet Racks

- Beams drop into slots on uprights to create a sturdy, rigid structure.
- Starter uprights are 14-gauge angle posts for use as stand alone sections or at the ends of two or more sections.
- Add-on uprights are 14-gauge T-posts for use as intermediate posts in multiple section rows.
- Easy assembly.
- Includes center support.
- Decking adjustable on 1-1/2" centers.
- Particle board and wire decking sold separately.
- Available in Dove Gray.
- FOB Shipping Point.
- Surcharge may apply.

			4 LEVELS / STARTERS			4 LEVELS / ADD-ONS		
Double-Rivet, Medium-Duty Flanged Beam	48 x 24 x 84"	1,000	HDD73040	56	\$101.39	HDD73040A	56	\$104.69
	48 x 36 x 84"	1,000	HDD73041	63	\$112.31	HDD73041A	62	\$115.63
	48 x 48 x 84"	1,000	HDD73042	69	\$123.83	HDD73042A	69	\$127.13
	60 x 24 x 84"	800	HDD73043	63	\$131.48	HDD73043A	62	\$134.80
	60 x 36 x 84"	800	HDD73044	69	\$147.39	HDD73044A	69	\$150.71
	60 x 48 x 84"	800	HDD73045	76	\$163.88	HDD73045A	75	\$167.19
	72 x 24 x 84"	800	HDD73046	92	\$163.19	HDD73046A	91	\$166.51
	72 x 36 x 84"	800	HDD73047	105	\$184.08	HDD73047A	104	\$187.39
	72 x 48 x 84"	800	HDD73048	118	\$205.55	HDD73048A	117	\$208.85
	96 x 24 x 84"	650	HDD73049	106	\$185.64	HDD73049A	105	\$188.95
"C" Channel, Heavy-Duty Beam	96 x 36 x 84"	650	HDD73050	122	\$206.52	HDD73050A	121	\$209.83
	96 x 48 x 84"	650	HDD73051	135	\$227.99	HDD73051A	134	\$231.29
	96 x 24 x 84"	1,200	HDD73055	123	\$205.19	HDD73055A	122	\$208.51
	96 x 36 x 84"	1,200	HDD73056	136	\$226.08	HDD73056A	136	\$229.39
	96 x 48 x 84"	1,200	HDD73057	149	\$247.55	HDD73057A	148	\$250.85



Particle Board Decking

Versatile particle board decking is 5/8" thick and pre-cut to size for use with Lyon rivet rack. For general purpose and record storage applications.

Size W x D	Capacity (lbs.)	Product No.	Wt. (lbs.)	Price Ea.
48 x 24"	1,000	HNF72528	22.4	\$14.93
48 x 36"	1,000	HNF72532	33.6	\$24.39
48 x 48"	1,000	HNF72534	44.8	\$30.93
60 x 24"	800	HNF72544	28	\$31.85
60 x 36"	800	HNF72546	42	\$46.79
60 x 48"	800	HNF72548	56	\$61.72
72 x 24"	800	HNF72554	33.6	\$31.85
72 x 36"	800	HNF72556	50.4	\$46.79
72 x 48"	800	HNF72558	67.2	\$61.72
96 x 24"	650	HNF72564	44.8	\$29.87
96 x 36"	650	HNF72566	67.2	\$44.80
96 x 48"	650	HNF72568	89.6	\$59.73

Wire Decking

6-gauge wire 2" x 4" mesh. It meets fire code standards and features easy drop in installation. Galvanized.

Note: 2 - 48" wire decking are required for use with 96" width racks.

Size W x D	Capacity (lbs.)	Product No.	Wt. (lbs.)	Price Ea.
48 x 24"	850	GV4824FW6	13.6	\$19.85
48 x 36"	800	GV4836FW6	20.2	\$32.75
60 x 24"	800	GV6024FW6	16.3	\$28.55
60 x 36"	750	GV6036FW6	23.9	\$40.65
72 x 24"	800	GV7224FW6	18.8	\$32.49
72 x 36"	750	GV7236FW6	27.7	\$47.79

SHELVING SYSTEMS



Record Archive Shelving
w/Particle Board Decking
HZA691584-4D

TENNSCO Record Archive SHELVING

Rack is designed to hold record storage boxes for archival purposes. Fast and easy retrieval of records. Sand or Medium Gray -- please specify. FOB Shipping Point.

RECORD ARCHIVE SHELVING					
Product No	No. of Openings	Archive Box Capacity	Size W x D x H	Wt. (lbs.)	Price Ea.
WITH PARTICLE BOARD DECKING					
HZA421560-3D	2	18	42 x 15 x 60"	75	\$151.89
HZA421584-4D	3	24	42 x 15 x 84"	100	202.70
HZA422460-3D	2*	18	42 x 24 x 60"	94	180.11
HZA422484-4D	3*	24	42 x 24 x 84"	126	241.10
HZA423060-3D	2	36	42 x 30 x 60"	115	190.84
HZA423084-4D	3	48	42 x 30 x 84"	154	254.66
HZA691560-3D	2	30	69 x 15 x 60"	113	217.96
HZA691584-4D	3	40	69 x 15 x 84"	151	291.36
HZA692460-3D	2*	30	69 x 24 x 60"	144	276.11
HZA692484-4D	3*	40	69 x 24 x 84"	193	368.14
HZA693060-3D	2	60	69 x 30 x 60"	178	294.19
HZA693084-4D	3	80	69 x 30 x 84"	238	393.56

*For 24"D Boxes

Tennsco Z-Line Heavy Duty Rivet Shelving

- Exceptional value with uncompromising performance.
- Multifaceted storage system provides rugged shelving storage that is adaptable to your needs.

Built with double-rivet design and keyhole slots to form a rigid framework. Heavy 14 gauge steel posts and shelf supports deliver a system that stands up to rugged use. Assembles easily and quickly with only a rubber mallet. The rivet and keyhole design eliminates the need for clips, gussets or sway braces and allows access to the shelves from all sides of the unit. Wide profile 2 1/2" H. angle shelf supports handle loads from 1600-2250 lbs. per shelf, depending on shelf size. Shelves are supported on all 4 sides in addition to having front-to-back center supports. The units have 3 shelf levels (2 openings). Buy the unit with 3/8" particle board decking. Sand or Medium Gray -- please specify. FOB Shipping Point.



Z-LINE HEAVY DUTY RIVET SHELVING							
Size W x D x H	Cap. (lbs.)	BASIC UNITS		Price Ea.	EXTRA SHELF LEVELS		
		Product No.	Wt. (lbs.)		Product No.	Wt. (lbs.)	Price Ea.
3 SHELVES, 2 OPENINGS - WITH PARTICLE BOARD DECKING*							
48 x 24 x 84"	2250	HZLE7-4824-3D	118	\$222.47	HZLES-4824D	33	\$56.47
48 x 36 x 84"	2250	HZLE7-4836-3D	159	267.64	HZLES-4836D	47	71.71
48 x 48 x 84"	2250	HZLE7-4848-3D	195	315.07	HZLES-4848D	59	84.70
60 x 24 x 84"	2000	HZLE7-6024-3D	139	250.70	HZLES-6024D	40	65.50
60 x 36 x 84"	2000	HZLE7-6036-3D	185	307.17	HZLES-6036D	55	84.70
72 x 24 x 84"	1750	HZLE7-7224-3D	166	307.73	HZLES-7224D	49	84.70
72 x 36 x 84"	1750	HZLE7-7236-3D	222	365.89	HZLES-7236D	68	104.46
72 x 48 x 84"	1750	HZLE7-7248-3D	278	428.56	HZLES-7248D	86	124.79
96 x 24 x 84"	1600	HZLC7-9624-3D	234	430.83	-	-	-
96 x 36 x 84"	1600	HZLC7-9636-3D	307	511.00	-	-	-
96 x 48 x 84"	1600	HZLC7-9648-3D	382	592.87	HZLCS-9648D	119	172.21

* Load capacities based on 3/8" particle board decking.

Surcharge may apply.

BULK RACKS & SHELVING

RUGGED, sturdy and safe storage.

Parent Metal PRODUCTS BULK RACKS

- Economical, dependable storage for large bulky items.
- Features access from all four sides.

Rugged, sturdy and safe storage. Beams adjust on 1½" centers. All components are 14 ga. Beams easily snap into posts as shown. Post and beams are Gray polyester finish. **All units priced with 4 levels.** Other sizes and configurations are available -- consult dealer. Particle board decking is also available from any lumberyard or home center. Unit is shown with galvanized steel decking. FOB Shipping Point.



STANDARD DUTY W/O STEEL DECKING				STANDARD DUTY WITH STEEL DECKING			
Size W x D x H	Cap Per Level (lbs.)	Product No.	Wt. (lbs.)	Price Ea.	Product No.	Wt. (lbs.)	Price Ea.
60 x 24 x 84"	1200	HSRA-4524	81	\$263.41	HSRA-4524-SD	145.0	\$380.04
60 x 30 x 84"	1200	HSRA-4530	87	273.15	HSRA-4530-SD	171.0	432.11
60 x 36 x 84"	1200	HSRA-4536	93	286.75	HSRA-4536-SD	189.0	461.72
60 x 48 x 84"	1200	HSRA-4548	104	315.93	HSRA-4548-SD	232.0	549.23
72 x 24 x 84"	1000	HSRA-4624	89	286.75	HSRA-4624-SD	169.0	413.32
72 x 30 x 84"	1000	HSRA-4630	97	300.36	HSRA-4630-SD	193.0	480.00
72 x 36 x 84"	1000	HSRA-4636	101	310.11	HSRA-4636-SD	221.0	499.94
72 x 48 x 84"	1000	HSRA-4648	112	338.54	HSRA-4648-SD	272.0	591.65
96 x 24 x 84"	620	HSRA-4824	104	325.63	HSRA-4824-SD	208.0	494.21
96 x 30 x 84"	620	HSRA-4830	110	335.33	HSRA-4830-SD	242.0	564.30
96 x 36 x 84"	620	HSRA-4836	116	348.99	HSRA-4836-SD	272.0	602.68
96 x 48 x 84"	620	HSRA-4848	143	378.15	HSRA-4848-SD	351.0	715.27

HBTP Tie Plates for continuous rows (set of 4) Price Per Set \$6.42



Super Duty 14 GAUGE SHELVING

- 14 gauge shelves are 2"H.
- Ideal for storing heavy dies, hardware, kegs, castings or other bulk items.

Here's superior performance shelving for extra-tough storage use. Thick 14 ga. shelves holds those big loads easily and safely. Posts are 2" x 2" x 11 ga. angles punched on 1" centers. All units standard with four shelves. Gray finish. FOB Shipping Point .



Product No.	Capacity (lbs.)	Overall Size W x D x H	Wt. (lbs.)	Price Ea.
HXR4818-6	1750	48 x 18 x 72"	192	\$394.05
HXR4824-6	1750	48 x 24 x 72"	216	438.12
HXR6018-6	1500	60 x 18 x 72"	224	447.27
HXR6024-6	1500	60 x 24 x 72"	260	520.80
HXR4818-8	1750	48 x 18 x 96"	204	420.66
HXR4824-8	1750	48 x 24 x 96"	228	464.73
HXR6018-8	1500	60 x 18 x 96"	236	473.88
HXR6024-8	1500	60 x 24 x 96"	272	547.40
EXTRA SHELVES				
HXS4818	1750	48 x 18"	39	81.05
HXS4824	1750	48 x 24"	45	92.44
HXS6018	1500	60 x 18"	47	94.35
HXS6024	1500	60 x 24"	56	112.74

Steel surcharge may apply.

INDUSTRIAL BOLTLESS SHELVING



Industrial Boltless Shelving

- Designed for fast, easy "boltless" assembly.
- Features access from all 4 sides without any cross bracing.

Industrial Boltless Shelving provides strong supporting power with time-saving assembly. Steel shelves just drop into place – complete with 4 shelves per unit. Components snap together without any nuts, bolts or clips. Post and beams are 14 ga. with Gray polyester finish. Beams adjust on 1.5" centers. All units 72"H. so top shelf is accessible. FOB Shipping Point.

INDUSTRIAL BOLTLESS SHELVING -- STANDARD DUTY SINGLE RIVET				
Product No.	Size W x D x H	Cap. Shelf (lbs.)	Wt. (lbs.)	Price Ea.
HSRB-4318-SH	36 x 18 x 72"	600	83	\$231.91
HSRB-4324-SH	36 x 24 x 72"	600	96	259.54
HSRB-4330-SH	36 x 30 x 72"	600	125	340.25
HSRB-4418-SH	48 x 18 x 72"	500	97	268.57
HSRB-4424-SH	48 x 24 x 72"	500	116	306.27
HSRB-4430-SH	48 x 30 x 72"	500	154	378.86
INDUSTRIAL BOLTLESS SHELVING -- HEAVY DUTY DOUBLE RIVET				
HSRA-4318-SH	36 x 18 x 72"	1200	88	252.06
HSRA-4324-SH	36 x 24 x 72"	1200	102	281.22
HSRA-4330-SH	36 x 30 x 72"	1200	132	362.46
HSRA-4418-SH	48 x 18 x 72"	1000	106	292.51
HSRA-4424-SH	48 x 24 x 72"	1000	123	331.72
HSRA-4430-SH	48 x 30 x 72"	1000	163	404.84




Pre-Assembled Bin Units

- Organize and store parts, supplies or tools for instant selection.
- Ideal for organizing bench tops or as under counter unit.

These set-up bins arrive ready for use – just stack and bolt together, or use individually. Built from 20 ga. shelves and dividers with rolled front edges that adjust on 1" centers. Photo shows most popular combinations. FOB Shipping Point.

PRE-ASSEMBLED BIN UNITS				
Product No.	Size W x D x H	Bin Configurations	Wt. (lbs.)	Price Ea.
HBIN-361206	36 x 12 x 37.25"	6 bins -- 18"W. x 12"H.	51	\$258.10
HBIN-361209	36 x 12 x 37.25"	9 bins -- 12"W. x 12"H.	55	291.14
HBIN-361212	36 x 12 x 37.25"	12 bins -- 9"W. x 12"H.	60	324.14
HBIN-361224	36 x 12 x 37.25"	24 bins -- 9"W. x 6"H.	84	446.03
HBIN-361236	36 x 12 x 37.25"	36 bins -- 6"W. x 6"H.	96	556.61
HBIN-361806	36 x 18 x 37.25"	6 bins -- 18"W. x 12"H.	66	308.71
HBIN-361809	36 x 18 x 37.25"	9 bins -- 12"W. x 12"H.	72	358.45
HBIN-361812	36 x 18 x 37.25"	12 bins -- 9"W. x 12"H.	78	408.47
HBIN-361824	36 x 18 x 37.25"	24 bins -- 9"W. x 6"H.	105	549.32
HBIN-361836	36 x 18 x 37.25"	36 bins -- 6"W. x 6"H.	117	694.50



Steel
surcharge
may apply.

OPEN SHELVING

Hallowell

Quick Ship
5 DAY SHIPPING
ON ALL IN-STOCK
SHELVING

Open Shelving

• Perfect for storage of supplies, tools, bins, equipment, gear, products, canisters, boxed, etc.

Shelves are box formed at front and back allowing high capacity storage with minimal deflection. Sides of shelves are triple flanged adding to shelf strength. Compression shelf clips improve overall unit capacity. Posts are punched to allow shelves to be adjusted top to bottom at 1-1/2" on center. Beaded front posts allow use of full shelf width and are common between adjoining units reducing assembly and installation time as well as reducing cost. Angle back posts can be bolted together when joining units side-by-side or back-to-back. Side and back sway braces eliminate unit sway providing a safe storage solution. Color: Dark Gray (HG). FOB Shipping Point.

Starter Units Include: Two front beaded posts, two angle back posts, one pair of back sway braces, two pair of side sway braces and shelves with shelf clips applicable to unit ordered.

Adder Units Include: One front beaded post, two angle back posts, one pair of back sway braces, one pair of side sway braces and shelves with shelf clips applicable to unit ordered.

OPEN SHELVING												
			5-SHELF UNIT			6-SHELF UNIT			8-SHELF UNIT			
Shelf Type	Size W x D x H	Shelf Capacity*	Product No.	Wt. (lbs)	Price Ea.	Product No.	Wt. (lbs)	Price Ea.	Product No.	Wt. (lbs)	Price Ea.	
MEDIUM-DUTY												
Starter	36 x 12 x 87"	500*	H4510-12	95	\$214.83	H4511-12	102	\$236.48	H4513-12	115	\$279.79	
Adder	36 x 12 x 87"	500*	HA4510-12	81	181.23	HA4511-12	87	202.87	HA4513-12	100	246.19	
Starter	36 x 18 x 87"	500*	HA4510-18	113	238.25	HA4511-18	122	264.18	HA4513-18	139	315.99	
Adder	36 x 18 x 87"	500*	HA4510-18	95	203.60	HA4511-18	103	229.48	HA4513-18	120	281.30	
Starter	36 x 24 x 87"	500*	HA4510-24	131	266.79	HA4511-24	141	298.09	HA4513-24	163	360.70	
Adder	36 x 24 x 87"	500*	HA4510-24	109	231.37	HA4511-24	119	262.67	HA4513-24	141	325.29	
Starter	48 x 12 x 87"	375*	H4710-12	115	244.98	H4711-12	123	271.51	H4713-12	141	324.62	
Adder	48 x 12 x 87"	375*	HA4710-12	100	210.09	HA4711-12	109	236.61	HA4713-12	127	289.71	
Starter	48 x 18 x 87"	375*	H4710-18	135	282.23	H4711-18	146	315.77	H4713-18	169	382.83	
Adder	48 x 18 x 87"	375*	HA4710-18	116	246.18	HA4711-18	128	279.70	HA4713-18	151	346.80	
Starter	48 x 24 x 87"	350*	H4710-24	155	318.69	H4711-24	169	359.21	H4713-24	197	440.26	
Adder	48 x 24 x 87"	350*	HA4710-24	133	279.74	HA4711-24	147	322.43	HA4713-24	175	403.49	
HEAVY-DUTY												
Starter	36 x 12 x 87"	800*	H5510-12	102	231.92	H5511-12	110	255.51	H5513-12	125	302.67	
Adder	36 x 12 x 87"	800*	HA5510-12	87	195.99	HA5511-12	95	219.56	HA5513-12	110	266.73	
Starter	36 x 18 x 87"	800*	H5510-18	121	261.34	H5511-18	132	290.34	H5513-18	152	348.35	
Adder	36 x 18 x 87"	800*	HA5510-18	103	224.25	HA5511-18	113	253.26	HA5513-18	134	311.24	
Starter	36 x 24 x 87"	800*	H5510-24	141	289.94	H5511-24	154	324.35	H5513-24	180	393.16	
Adder	36 x 24 x 87"	800*	HA5510-24	119	252.05	HA5511-24	132	286.44	HA5513-24	158	355.26	
Starter	48 x 12 x 87"	400*	H5710-12	121	268.71	H5711-12	131	299.26	H5713-12	152	360.35	
Adder	48 x 12 x 87"	400*	HA5710-12	106	232.75	HA5711-12	117	263.30	HA5713-12	137	324.39	
Starter	48 x 18 x 87"	450*	H5710-18	144	330.97	H5711-18	158	373.50	H5713-18	184	458.58	
Adder	48 x 18 x 87"	450*	HA5710-18	126	293.85	HA5711-18	139	336.39	HA5713-18	166	421.42	
Starter	48 x 24 x 87"	500*	H5710-24	167	375.01	H5711-24	184	426.06	H5713-24	217	528.09	
Adder	48 x 24 x 87"	500*	HA5710-24	146	337.13	HA5711-24	162	388.14	HA5713-24	195	490.20	
EXTRA HEAVY-DUTY												
Starter	36 x 12 x 87"	1100*	H7510-12	115	263.13	H7511-12	125	294.46	H7513-12	146	357.09	
Adder	36 x 12 x 87"	1100*	HA7510-12	100	229.53	HA7511-12	110	260.86	HA7513-12	131	323.49	
Starter	36 x 18 x 87"	1200*	H7510-18	138	298.19	H7511-18	152	336.09	H7513-18	180	411.89	
Adder	36 x 18 x 87"	1200*	HA7510-18	120	263.54	HA7511-18	134	301.41	HA7513-18	161	377.19	
Starter	36 x 24 x 87"	1250*	H7510-24	163	338.27	H7511-24	180	383.87	H7513-24	214	475.11	
Adder	36 x 24 x 87"	1250*	HA7510-24	141	302.86	HA7511-24	158	348.46	HA7513-24	192	439.69	
Starter	48 x 12 x 87"	750*	H7710-12	138	309.42	H7711-12	152	349.60	H7713-12	179	430.02	
Adder	48 x 12 x 87"	750*	HA7710-12	123	275.83	HA7711-12	137	316.02	HA7713-12	164	396.44	
Starter	48 x 18 x 87"	900*	H7710-18	167	369.60	H7711-18	185	421.40	H7713-18	220	525.00	
Adder	48 x 18 x 87"	900*	HA7710-18	148	334.92	HA7711-18	166	386.72	HA7713-18	202	490.32	
Starter	48 x 24 x 87"	900*	H7710-24	195	426.33	H7711-24	218	489.15	H7713-24	262	614.89	
Adder	48 x 24 x 87"	900*	HA7710-24	174	390.90	HA7711-24	196	453.77	HA7713-24	240	579.48	

ADDITIONAL SHELVES												
MEDIUM-DUTY					HEAVY-DUTY				EXTRA HEAVY-DUTY			
Size W x D	Product No.	Shelf Capacity*	Wt. (lbs)	Price Ea.	Product No.	Shelf Capacity*	Wt. (lbs)	Price Ea.	Product No.	Shelf Capacity*	Wt. (lbs)	Price Ea.
36 x 12"	H5135-3612	500	33	\$21.66	H5138-3612	800	39	\$23.62	H5139-3612	1100	52	\$31.33
36 x 18"	H5135-3618	500	43	25.94	H5138-3618	800	52	29.01	H5139-3618	1200	69	37.91
36 x 24"	H5135-3624	500	54	31.34	H5138-3624	800	64	34.43	H5139-3624	1250	86	45.63
48 x 12"	H5135-4812	375	45	27.17	H5138-4812	400	51	30.56	H5139-4812	750	68	40.24
48 x 18"	H5135-4818	375	58	34.32	H5138-4818	450	67	42.57	H5139-4818	900	90	51.82
48 x 24"	H5135-4824	350	71	41.47	H5138-4824	500	83	51.07	H5139-4824	900	111	62.89

* Shelf Capacity Includes 1.65 Safety Factor

Open Shelving Features



Box Formed Front and Back Shelf Edges



Angle Back Post



Beaded Front Post



Compression Shelf Clip



Box Beam Adjustable Shelves



Hallowell Hi-Tech
Open-Type Industrial
Grade Shelving Units



BOLTLESS SHELVING

Hallowell

Hallowell Rivetwell™ Shelving

An economical storage system that provides exceptional value and versatility. Accommodating applications from light to heavy duty. Rivetwell shelving is easy to assemble and expandable as needs change. Shelf levels are adjustable on 1½" centers. No cross bracing allows access from all sides. Common T-posts between adjacent units. Attractive Tan (PT) powder coat finish. Decking sold separately. FOB Shipping Point.

Single Rivet Shelving

Single rivet shelving units are built using double rivet beams at top and bottom levels giving units a rigid frame and single rivet beams on intermediate levels maximizing vertical storage openings. FOB Shipping Point.

RIVETWELL™ SINGLE RIVET BOLTLESS SHELVING – WITHOUT DECKING									
STARTER UNITS					ADDER UNITS				
No. Of Shelves	Size W x D x H	Cap. (lbs.)	Product No.	Wt. (lbs.)	Price Ea.	Product No.	Wt. (lbs.)	Price Ea.	
5	36 x 12 x 84"	350	HSRS361284-5SP	43	\$129.60	HSRS361284-5AP	39	\$108.60	
5	36 x 18 x 84"	350	HSRS361884-5SP	45	134.83	HSRS361884-5AP	40	111.22	
5	36 x 24 x 84"	350	HSRS362484-5SP	47	138.17	HSRS362484-5AP	41	112.89	
6	36 x 12 x 84"	350	HSRS361284-6SP	46	138.51	HSRS361284-6AP	42	117.49	
6	36 x 18 x 84"	350	HSRS361884-6SP	48	143.73	HSRS361884-6AP	43	120.12	
6	36 x 24 x 84"	350	HSRS362484-6SP	50	147.07	HSRS362484-6AP	44	121.78	
7	36 x 12 x 84"	350	HSRS361284-7SP	49	147.40	HSRS361284-7AP	45	126.40	
7	36 x 18 x 84"	350	HSRS361884-7SP	51	152.62	HSRS361884-7AP	46	129.01	
7	36 x 24 x 84"	350	HSRS362484-7SP	53	155.98	HSRS362484-7AP	47	130.68	
8	36 x 12 x 84"	350	HSRS361284-8SP	52	156.30	HSRS361284-8AP	48	135.31	
8	36 x 18 x 84"	350	HSRS361884-8SP	55	161.52	HSRS361884-8AP	49	137.92	
8	36 x 24 x 84"	350	HSRS362484-8SP	57	164.87	HSRS362484-8AP	50	139.59	
5	48 x 12 x 84"	350	HSRS481284-5SP	49	143.23	HSRS481284-5AP	45	122.23	
5	48 x 18 x 84"	350	HSRS481884-5SP	51	148.47	HSRS481884-5AP	46	124.86	
5	48 x 24 x 84"	350	HSRS482484-5SP	53	151.81	HSRS482484-5AP	47	126.54	
6	48 x 12 x 84"	350	HSRS481284-6SP	53	153.73	HSRS481284-6AP	49	132.73	
6	48 x 18 x 84"	350	HSRS481884-6SP	55	158.95	HSRS481884-6AP	50	135.35	
6	48 x 24 x 84"	350	HSRS482484-6SP	57	162.32	HSRS482484-6AP	51	137.03	
7	48 x 12 x 84"	350	HSRS481284-7SP	57	164.22	HSRS481284-7AP	53	143.23	
7	48 x 18 x 84"	350	HSRS481884-7SP	60	169.44	HSRS481884-7AP	54	145.84	
7	48 x 24 x 84"	350	HSRS482484-7SP	62	172.81	HSRS482484-7AP	55	147.49	
8	48 x 12 x 84"	350	HSRS481284-8SP	62	174.71	HSRS481284-8AP	57	153.72	
8	48 x 18 x 84"	350	HSRS481884-8SP	64	179.93	HSRS481884-8AP	59	156.32	
8	48 x 24 x 84"	350	HSRS482484-8SP	66	183.28	HSRS482484-8AP	60	157.99	



Single Rivet Beam

Angle Post

T-Post



Double Rivet Beam

Double Rivet Shelving

Similar to single rivet shelving, double rivet shelving uses double rivet beams at all levels providing increased rigidity and includes center supports for maximum shelf capacity. FOB Shipping Point.

RIVETWELL™ DOUBLE RIVET BOLTLESS SHELVING UNITS WITH CENTER SUPPORTS (DECKING NOT INCLUDED)									
STARTER UNITS					ADDER UNITS				
No. Of Shelves	Size W x D x H	Cap. (lbs.)	Product No.	Wt. (lbs.)	Price Ea.	Product No.	Wt. (lbs.)	Price Ea.	
4	48 x 24 x 84"	1400	HDRHC482484-4S	70	\$200.04	HDRHC482484-4A	68	\$189.05	
4	48 x 36 x 84"	1220	HDRHC483684-4S	79	219.25	HDRHC483684-4A	77	208.25	
4	48 x 48 x 84"	1125	HDRHC484884-4S	94	246.85	HDRHC484884-4A	92	235.88	
4	72 x 24 x 84"	1000	HDRHC722484-4S	85	231.20	HDRHC722484-4A	83	220.21	
4	72 x 36 x 84"	1000	HDRHC723684-4S	94	250.39	HDRHC723684-4A	92	239.40	
4	72 x 48 x 84"	1000	HDRHC724884-4S	110	278.01	HDRHC724884-4A	108	267.04	
4	96 x 24 x 84"	620	HDRHC962484-4S	100	264.18	HDRHC962484-4A	98	253.20	
4	96 x 36 x 84"	620	HDRHC963684-4S	109	283.37	HDRHC963684-4A	107	272.39	
4	96 x 48 x 84"	620	HDRHC964884-4S	124	311.01	HDRHC964884-4A	122	300.03	


Hallowell Decking

Particle Board Decking is for use on Single and Double Rivet units and is Industrial Grade 1-M-2. EZ-Deck is 22 ga. galvanized formed steel. Multiple planks are used to achieve unit depth. EZ-Deck decking is for use on Double Rivet units ONLY, must be center supported for widths greater than 42". FOB Shipping Point.


5/8" HALLOWELL PARTICLE BOARD DECKING			
Size W x D	Product No.	Wt. (lbs.)	Price Ea.
36 x 12"	HHPB3612	7	\$7.32
36 x 18"	HHPB3618	10	10.97
36 x 24"	HHPB3624	13	14.64
42 x 15"	HHPB4215	10	10.69
42 x 30"	HHPB4230	19	21.34
48 x 12"	HHPB4812	9	9.78
48 x 18"	HHPB4818	13	14.64
48 x 24"	HHPB4824	18	19.50
48 x 36"	HHPB4836	26	29.25
48 x 48"	HHPB4848	35	38.99
69 x 15"	HHPB6915	16	18.30
69 x 30"	HHPB6930	32	36.55
72 x 24"	HHPB7224	26	29.25
72 x 36"	HHPB7236	39	43.85
72 x 48"	HHPB7248	53	58.46
96 x 24"	HHPB9624	35	38.99
96 x 36"	HHPB9636	52	58.46
96 x 48"	HHPB9648	70	77.95



Boxes Not Included



Particle Board Decking



EZ-Deck Decking

Record Storage Shelving

Aids in record management by providing an organized solution to high density storage of standard size archive boxes. FOB Shipping Point.

RIVETWELL™ RECORD STORAGE 4 SHELF BOLTLESS SHELVING UNITS (BOXES AND DECKING NOT INCLUDED)									
STARTER UNITS					ADDER UNITS				
Size W x D x H	Cap. (lbs.)	Product No.	Wt. (lbs.)	Price Ea.	Product No.	Wt. (lbs.)	Price Ea.		
42 x 15 x 84"	780	HSR421584-4SP	49	\$152.98	HSR421584-4AP	47	\$142.00		
42 x 30 x 84"	780	HSR423084-4SP	57	165.69	HSR423084-4AP	55	154.73		
69 x 15 x 84"	1050	HSR691584-4SP	76	211.37	HSR691584-4AP	74	200.40		
69 x 30 x 84"	1050	HSR693084-4SP	88	232.02	HSR693084-4AP	86	221.04		

EZ-DECK DECKING 3/4" 22 ga. STEEL DECKING			
Size W x D	Product No.	Wt. (lbs.)	Price Ea.
42 x 15"	HHEZD4215	7	\$20.59
42 x 30"	HHEZD4230	15	43.73
48 x 12"	HHEZD4812	7	19.82
48 x 18"	HHEZD4818	10	29.84
48 x 24"	HHEZD4824	14	39.85
48 x 36"	HHEZD4836	21	59.89
48 x 48"	HHEZD4848	28	79.90
69 x 15"	HHEZD6915	12	33.65
69 x 30"	HHEZD6930	25	71.29
72 x 24"	HHEZD7224	21	59.45
72 x 36"	HHEZD7236	31	89.29
72 x 48"	HHEZD7248	41	119.11
96 x 24"	HHEZD9624	28	79.05
96 x 36"	HHEZD9636	41	118.67
96 x 48"	HHEZD9648	55	158.34

SHELVING SYSTEMS



Klip-It™ Industrial Steel Shelving - Light Duty

- Quality shelving for heavy-duty storage solutions.
- Clip-Type assembly saves time.

These rugged and dependable shelving units deliver real supporting strength for all types of storage uses. Offset angle post support heavy loads and accommodate compression clips. Sturdy formed shelf is made from cold rolled steel and has "Triple Bends" on all four sides for incomparable strength. Features a rust resistant phosphatized cleaning for better paint adhesion and durability. Baked-on gray enamel finish. Compression clip rapidly snaps into post which allows for independent adjustment of shelves - normal shelf loading increases the locking action. Closed units feature back and end panels. Starter units include 2 - sway braces; Add-on units include 1 sway brace. FOB Shipping Point.

OPEN SHELVING - 20 GA.			
Size W x D	No. (lbs.)	Cap. (lbs.)	Size W x D
36 x 12"	400	48 x 12"	300
36 x 15"	400	48 x 15"	300
36 x 18"	400	48 x 18"	275
36 x 24"	400	48 x 24"	275
36 x 30"	300	48 x 30"	225


OPEN SHELVING - 20 GA.					ADD-ON				
Size W x D x H	No. Shelves	Product No.	Wt. (lbs.)	Price Ea.	Product No.	Wt. (lbs.)	Price Ea.		
36 x 12 x 85"	5	HOSK-85-1236-5-20	61	\$111.29	HOAK-85-1236-5-20	60	\$107.70		
36 x 15 x 85"	5	HOSK-85-1536-5-20	64	117.44	HOAK-85-1536-5-20	63	113.85		
36 x 18 x 85"	5	HOSK-85-1836-5-20	70	122.89	HOAK-85-1836-5-20	69	119.30		
36 x 24 x 85"	5	HOSK-85-2436-5-20	86	136.70	HOAK-85-2436-5-20	84	130.18		
36 x 30 x 85"	5	HOSK-85-3036-5-20	98	147.55	HOAK-85-3036-5-20	96	141.03		
36 x 12 x 85"	6	HOSK-85-1236-6-20	68	120.78	HOAK-85-1236-6-20	67	117.19		
36 x 15 x 85"	6	HOSK-85-1536-6-20	72	128.16	HOAK-85-1536-6-20	71	124.57		
36 x 18 x 85"	6	HOSK-85-1836-6-20	78	134.70	HOAK-85-1836-6-20	77	131.11		
36 x 24 x 85"	6	HOSK-85-2436-6-20	97	150.10	HOAK-85-2436-6-20	95	143.58		
36 x 30 x 85"	6	HOSK-85-3036-6-20	112	163.12	HOAK-85-3036-6-20	110	156.60		
36 x 12 x 85"	7	HOSK-85-1236-7-20	75	130.27	HOAK-85-1236-7-20	74	126.68		
36 x 15 x 85"	7	HOSK-85-1536-7-20	79	138.88	HOAK-85-1536-7-20	78	135.29		
36 x 18 x 85"	7	HOSK-85-1836-7-20	87	146.51	HOAK-85-1836-7-20	86	142.92		
36 x 24 x 85"	7	HOSK-85-2436-7-20	108	163.50	HOAK-85-2436-7-20	106	156.98		
36 x 30 x 85"	7	HOSK-85-3036-7-20	126	178.69	HOAK-85-3036-7-20	124	172.17		
48 x 12 x 85"	5	HOSK-85-1248-5-20	75	121.53	HOAK-85-1248-5-20	74	117.94		
48 x 15 x 85"	5	HOSK-85-1548-5-20	77	129.13	HOAK-85-1548-5-20	76	125.54		
48 x 18 x 85"	5	HOSK-85-1848-5-20	83	136.63	HOAK-85-1848-5-20	82	133.04		
48 x 24 x 85"	5	HOSK-85-2448-5-20	101	158.19	HOAK-85-2448-5-20	99	151.67		
48 x 30 x 85"	5	HOSK-85-3048-5-20	119	171.99	HOAK-85-3048-5-20	117	165.47		
48 x 12 x 85"	6	HOSK-85-1248-6-20	84	132.67	HOAK-85-1248-6-20	83	129.08		
48 x 15 x 85"	6	HOSK-85-1548-6-20	87	141.79	HOAK-85-1548-6-20	86	138.20		
48 x 18 x 85"	6	HOSK-85-1848-6-20	94	150.79	HOAK-85-1848-6-20	93	147.20		
48 x 24 x 85"	6	HOSK-85-2448-6-20	116	175.49	HOAK-85-2448-6-20	114	168.97		
48 x 30 x 85"	6	HOSK-85-3048-6-20	137	192.05	HOAK-85-3048-6-20	135	185.53		
48 x 12 x 85"	7	HOSK-85-1248-7-20	94	143.81	HOAK-85-1248-7-20	93	140.22		
48 x 15 x 85"	7	HOSK-85-1548-7-20	97	154.45	HOAK-85-1548-7-20	96	150.86		
48 x 18 x 85"	7	HOSK-85-1848-7-20	106	164.95	HOAK-85-1848-7-20	105	161.36		
48 x 24 x 85"	7	HOSK-85-2448-7-20	130	192.79	HOAK-85-2448-7-20	128	186.27		
48 x 30 x 85"	7	HOSK-85-3048-7-20	155	212.11	HOAK-85-3048-7-20	153	205.59		

CLOSED SHELVING - 20 GA.					ADD-ON				
Size W x D x H	No. Shelves	Product No.	Wt. (lbs.)	Price Ea.	Product No.	Wt. (lbs.)	Price Ea.		
36 x 12 x 85"	5	HCSK-85-1236-5-20	90	\$157.84	HCAK-85-1236-5-20	85	\$144.60		
36 x 15 x 85"	5	HCSK-85-1536-5-20	95	172.19	HCAK-85-1536-5-20	89	154.85		
36 x 18 x 85"	5	HCSK-85-1836-5-20	106	177.64	HCAK-85-1836-5-20	97	160.30		
36 x 24 x 85"	5	HCSK-85-2436-5-20	127	193.07	HCAK-85-2436-5-20	114	171.99		
36 x 30 x 85"	5	HCSK-85-3036-5-20	147	220.72	HCAK-85-3036-5-20	131	191.24		
36 x 12 x 85"	6	HCSK-85-1236-6-20	97	167.33	HCAK-85-1236-6-20	92	154.09		
36 x 15 x 85"	6	HCSK-85-1536-6-20	102	182.91	HCAK-85-1536-6-20	96	165.57		
36 x 18 x 85"	6	HCSK-85-1836-6-20	115	189.45	HCAK-85-1836-6-20	106	172.11		
36 x 24 x 85"	6	HCSK-85-2436-6-20	138	206.47	HCAK-85-2436-6-20	126	185.39		
36 x 30 x 85"	6	HCSK-85-3036-6-20	161	236.29	HCAK-85-3036-6-20	145	206.81		
36 x 12 x 85"	7	HCSK-85-1236-7-20	104	176.82	HCAK-85-1236-7-20	99	163.58		
36 x 15 x 85"	7	HCSK-85-1536-7-20	110	193.63	HCAK-85-1536-7-20	104	176.29		
36 x 18 x 85"	7	HCSK-85-1836-7-20	123	201.26	HCAK-85-1836-7-20	114	183.92		
36 x 24 x 85"	7	HCSK-85-2436-7-20	150	219.87	HCAK-85-2436-7-20	137	198.79		
36 x 30 x 85"	7	HCSK-85-3036-7-20	175	251.86	HCAK-85-3036-7-20	158	222.38		
48 x 12 x 85"	5	HCSK-85-1248-5-20	111	175.83	HCAK-85-1248-5-20	105	162.59		
48 x 15 x 85"	5	HCSK-85-1548-5-20	115	191.63	HCAK-85-1548-5-20	109	174.29		
48 x 18 x 85"	5	HCSK-85-1848-5-20	126	199.13	HCAK-85-1848-5-20	117	181.79		
48 x 24 x 85"	5	HCSK-85-2448-5-20	149	222.31	HCAK-85-2448-5-20	137	201.23		
48 x 30 x 85"	5	HCSK-85-3048-5-20	175	252.91	HCAK-85-3048-5-20	159	223.43		
48 x 12 x 85"	6	HCSK-85-1248-6-20	120	186.97	HCAK-85-1248-6-20	115	173.73		
48 x 15 x 85"	6	HCSK-85-1548-6-20	125	204.29	HCAK-85-1548-6-20	118	186.95		
48 x 18 x 85"	6	HCSK-85-1848-6-20	137	213.29	HCAK-85-1848-6-20	128	195.95		
48 x 24 x 85"	6	HCSK-85-2448-6-20	163	239.61	HCAK-85-2448-6-20	151	218.53		
48 x 30 x 85"	6	HCSK-85-3048-6-20	193	272.97	HCAK-85-3048-6-20	176	243.49		
48 x 12 x 85"	7	HCSK-85-1248-7-20	129	198.11	HCAK-85-1248-7-20	124	184.87		
48 x 15 x 85"	7	HCSK-85-1548-7-20	135	216.95	HCAK-85-1548-7-20	128	199.61		
48 x 18 x 85"	7	HCSK-85-1848-7-20	149	227.45	HCAK-85-1848-7-20	140	210.11		
48 x 24 x 85"	7	HCSK-85-2448-7-20	178	256.91	HCAK-85-2448-7-20	165	235.83		
48 x 30 x 85"	7	HCSK-85-3048-7-20	211	293.03	HCAK-85-3048-7-20	194	263.55		

Boxer™ Box Shelving

- Superior box construction for greater strength and supporting power.
- Clip-Type assembly for fast, easy set-up.

Boxer™ Shelving delivers more support for less cost than any other shelving in the industry. Features full welded box formation in front and back of shelf and shall have formed channels on both ends. Corners are fully lapped for extra strength. Available in 22 or 20 ga. shelves. Rugged and sturdy 14 ga. uprights allow for 1½" shelf adjustment. Closed units feature 24 ga. back and end panels. Includes sway braces. Gray, baked-on enamel finish. FOB Shipping Point.



Plus applicable steel surcharge on entire page.



**FAST, EASY
set-up.**

MEDIUM DUTY 22 GA.							
OPEN SHELVING				CLOSED SHELVING			
Size W x D x H	No. Shelves	Product No.	Wt. (lbs.)	Price Ea.	Product No.	Wt. (lbs.)	Price Ea.
36 x 12 x 73"	5	HOSB-73-1236-5-22	56	\$116.61	HCSB-73-1236-5-22	81	\$158.90
36 x 18 x 73"	5	HOSB-73-1836-5-22	66	131.01	HCSB-73-1836-5-22	97	180.82
36 x 24 x 73"	5	HOSB-73-2436-5-22	78	146.87	HCSB-73-2436-5-22	113	197.20
36 x 12 x 73"	6	HOSB-73-1236-6-22	62	127.86	HCSB-73-1236-6-22	87	170.15
36 x 18 x 73"	6	HOSB-73-1836-6-22	74	145.14	HCSB-73-1836-6-22	105	194.95
36 x 24 x 73"	6	HOSB-73-2436-6-22	88	163.00	HCSB-73-2436-6-22	123	213.63
36 x 12 x 73"	7	HOSB-73-1236-7-22	69	139.11	HCSB-73-1236-7-22	94	181.40
36 x 18 x 73"	7	HOSB-73-1836-7-22	83	159.27	HCSB-73-1836-7-22	114	209.08
36 x 24 x 73"	7	HOSB-73-2436-7-22	99	179.13	HCSB-73-2436-7-22	134	229.76
HEAVY DUTY 20 GA.							
36 x 12 x 73"	5	HOSB-73-1236-5-20	62	125.76	HCSB-73-1236-5-20	87	168.05
36 x 18 x 73"	5	HOSB-73-1836-5-20	74	144.31	HCSB-73-1836-5-20	105	194.12
36 x 24 x 73"	5	HOSB-73-2436-5-20	88	161.87	HCSB-73-2436-5-20	123	212.50
36 x 12 x 73"	6	HOSB-73-1236-6-20	69	138.84	HCSB-73-1236-6-20	95	181.13
36 x 18 x 73"	6	HOSB-73-1836-6-20	84	161.10	HCSB-73-1836-6-20	115	210.81
36 x 24 x 73"	6	HOSB-73-2436-6-20	100	181.00	HCSB-73-2436-6-20	135	231.63
36 x 12 x 73"	7	HOSB-73-1236-7-20	77	151.92	HCSB-73-1236-7-20	102	194.21
36 x 18 x 73"	7	HOSB-73-1836-7-20	94	177.89	HCSB-73-1836-7-20	125	227.70
36 x 24 x 73"	7	HOSB-73-2436-7-20	113	200.13	HCSB-73-2436-7-20	148	250.76

Size W x D x H	Med. Duty 22 Ga.	Hvy. Duty 20 Ga.
36 x 12 x 73"	600	850
36 x 18 x 73"	600	850
36 x 24 x 73"	550	850

STORAGE & SLOTTED ANGLE

Rivet-Rak™ Steel Shelving

- Features unobstructed access from all sides for easy stocking and retrieval.
- Fast, efficient assembly.

Rugged and sturdy Rivet-Rak™ Steel Shelving is perfect for medium to heavy loads in the warehouse, plant or office. Features double rivet beam top and bottom and uses single rivet beams for maximum vertical space on intermediate levels. Shelves easily adjust on 1½" centers. Double entry access as no diagonal brace is required. Boltless, clipless construction – assembles in minutes. Gray, baked-on enamel finish. FOB Shipping Point.

Planning Chart

Unit growth must be considered when designing a shelving layout. The actual outside dimensions of each unit is ½" greater than the nominal shelf size. Also a clearance of ¼" must be left between units.

BULKMASTER									
WITHOUT PARTICLE BOARD									
Cap. Per Shelf (lbs.)	Size W x H	Depth	Beam Tie	Product No.	Wt. (lbs.)	Price Ea.	Product No.	Wt. (lbs.)	Price Ea.
773	48 x 84"	18"	–	H84-1848-4	61	\$91.04	HPB1848	17	\$14.81
1546	48 x 84"	18"	1	H84-1848-4T	70	119.18	HPB1848	17	14.81
773	48 x 84"	24"	–	H84-2448-4	65	94.16	HPB2448	22	19.17
1546	48 x 84"	24"	1	H84-2448-4T	76	124.14	HPB2448	22	19.17
773	48 x 84"	36"	–	H84-3648-4	72	102.00	HPB3648	33	24.10
1546	48 x 84"	36"	1	H84-3648-4T	87	134.98	HPB3648	33	24.10
773	48 x 84"	48"	–	H84-4848-4	80	111.52	HPB4848	44	38.54
1546	48 x 84"	48"	1	H84-4848-4T	99	149.74	HPB4848	44	38.54
618	60 x 84"	18"	–	H84-1860-4	69	98.88	HPB1860	21	16.76
1236	60 x 84"	18"	1	H84-1860-4T	78	127.02	HPB1860	21	16.76
618	60 x 84"	24"	–	H84-2460-4	73	102.00	HPB2460	27	19.93
1236	60 x 84"	24"	1	H84-2460-4T	84	131.98	HPB2460	27	19.93
618	60 x 84"	36"	–	H84-3660-4	80	109.84	HPB3660	41	34.43
1236	60 x 84"	36"	1	H84-3660-4T	95	142.82	HPB3660	41	34.43
618	60 x 84"	48"	–	H84-4860-4	88	119.36	HPB4860	54	45.34
1236	60 x 84"	48"	1	H84-4860-4T	107	157.58	HPB4860	54	45.34
515	72 x 84"	18"	–	H84-1872-4	77	107.60	HPB1872	25	18.45
1030	72 x 84"	18"	1	H84-1872-4T	86	135.74	HPB1872	25	18.45
515	72 x 84"	24"	–	H84-2472-4	81	110.72	HPB2472	33	30.60
1030	72 x 84"	24"	1	H84-2472-4T	92	140.70	HPB2472	33	30.60
515	72 x 84"	36"	–	H84-3672-4	88	118.56	HPB3672	49	38.92
1030	72 x 84"	36"	1	H84-3672-4T	103	151.54	HPB3672	49	38.92
515	72 x 84"	48"	–	H84-4872-4	96	128.08	HPB4872	65	55.32
1030	72 x 84"	48"	1	H84-4872-4T	115	166.30	HPB4872	65	55.32
386	96 x 84"	18"	–	H84-1896-4	92	125.52	*HPB1896	33	24.10
772	96 x 84"	18"	1	H84-1896-4T	116	178.78	*HPB1896	33	24.10
386	96 x 84"	24"	–	H84-2496-4	96	128.64	*HPB2496	44	36.63
772	96 x 84"	24"	1	H84-2496-4T	108	187.42	*HPB2496	44	36.63
386	96 x 84"	36"	–	H84-3696-4	104	136.48	*HPB3696	65	46.74
772	96 x 84"	36"	1	H84-3696-4T	144	204.26	*HPB3696	65	46.74
386	96 x 84"	48"	–	H84-4896-4	112	146.00	*HPB4896	87	73.64
772	96 x 84"	48"	1	H84-4896-4T	163	229.50	*HPB4896	87	73.64

*Particle board is shipped in 2 pieces to prevent damages. Two tie beams per level are required.

**Measures ½" in thickness.

Slotted Angle

- Use slotted angle to build just about anything.
- Rugged and strong angle delivers extra supporting strength.

Build everything with slotted angle – carts, ladders, benches, shelving, cases, racks, and more. An excellent framing system. Made of either 12 or 14 ga. roll-formed steel. Finished in Gray powder coat enamel. FOB Shipping Point.

Slotted Angle Hardware

Zinc-plated ⅜" - 16 x ⅜" Hex head bolts and nuts sold in boxes of 75 each.

HSAH Wt. 2.5 (lbs.) Price/Box \$9.42

Slotted Angle Cutter

Cuts angle easily and efficiently. Red in color.

HSAC981 Wt. 14 (lbs.) Price Ea. \$285.71

Product No.	Size	No. Per Bundle	Wt. (lbs.)/Bundle	Price Ea.
HSA151510	1½ x 1½ x 10'	10	62	\$135.20
HSA151512	1½ x 1½ x 12'	10	74	162.20
HSA251510	2½ x 1½ x 10'	10	83	164.70
HSA251512	2½ x 1½ x 12'	10	94	197.40
HSA301510	3 x 1½ x 10'	10	122	240.80
HSA301512	3 x 1½ x 12'	10	143	289.40

FAST, EFFICIENT assembly.

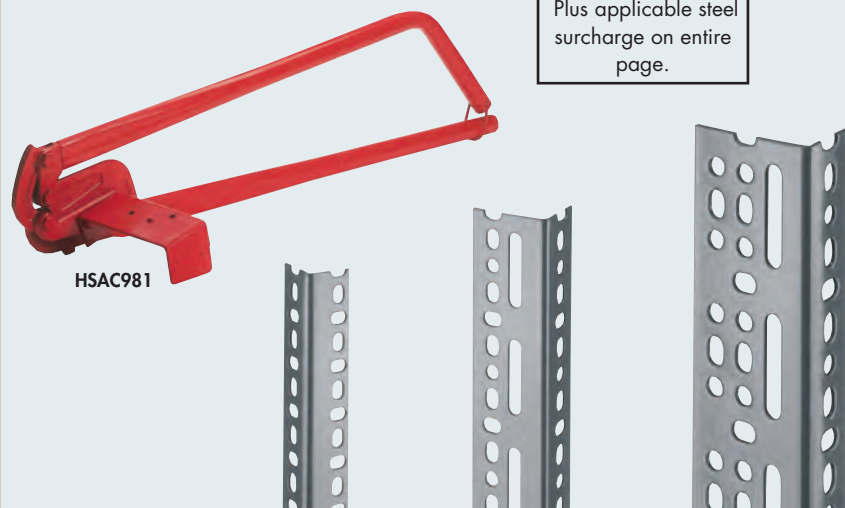


RIVET•RAK STEEL SHELVING

SPACEMASTER									
WITHOUT PARTICLE BOARD									
Size W x D x H	Cap. Shelf (lbs.)	No. Shelves	Product No.	Wt. (lbs.)	Price Ea.	Product No.	Wt. (lbs.)	Price Ea.	
36 x 12 x 84"	350	6	HRVR84-1236-6	54	\$82.24	HPB1236	9	\$7.72	
36 x 18 x 84"	350	6	HRVR84-1836-6	58	87.48	HPB1836	13	10.00	
36 x 24 x 84"	350	6	HRVR84-2436-6	63	90.80	HPB2436	17	12.80	
36 x 36 x 84"	350	6	HRVR84-3636-6	72	99.76	HPB3636	25	21.34	
48 x 12 x 84"	261	6	HRVR84-1248-6	62	90.12	HPB1248	11	11.34	
48 x 18 x 84"	261	6	HRVR84-1848-6	66	95.36	HPB1848	17	14.81	
48 x 24 x 84"	261	6	HRVR84-2448-6	71	98.68	HPB2448	22	19.17	
48 x 36 x 84"	261	6	HRVR84-3648-6	80	107.64	HPB3648	33	24.10	
36 x 12 x 84"	350	7	HRVR84-1236-7	59	89.36	HPB1236	9	7.72	
36 x 18 x 84"	350	7	HRVR84-1836-7	64	95.50	HPB1836	13	10.00	
36 x 24 x 84"	350	7	HRVR84-2436-7	70	99.26	HPB2436	17	12.80	
36 x 36 x 84"	350	7	HRVR84-3636-7	79	109.48	HPB3636	25	21.34	
48 x 12 x 84"	261	7	HRVR84-1248-7	68	98.02	HPB1248	11	11.34	
48 x 18 x 84"	261	7	HRVR84-1848-7	73	104.16	HPB1848	17	14.81	
48 x 24 x 84"	261	7	HRVR84-2448-7	79	107.92	HPB2448	22	19.17	
48 x 36 x 84"	261	7	HRVR84-3648-7	88	118.14	HPB3648	33	24.10	
36 x 12 x 84"	350	8	HRVR84-1236-8	64	96.48	HPB1236	9	7.72	
36 x 18 x 84"	350	8	HRVR84-1836-8	69	103.52	HPB1836	13	10.00	
36 x 24 x 84"	350	8	HRVR84-2436-8	76	107.72	HPB2436	17	12.80	
36 x 36 x 84"	350	8	HRVR84-3636-8	87	119.20	HPB3636	25	21.34	
48 x 12 x 84"	261	8	HRVR84-1248-8	74	105.92	HPB1248	11	11.34	
48 x 18 x 84"	261	8	HRVR84-1848-8	79	112.96	HPB1848	17	14.81	
48 x 24 x 84"	261	8	HRVR84-2448-8	86	117.16	HPB2448	22	19.17	
48 x 36 x 84"	261	8	HRVR84-3648-8	97	128.64	HPB3648	33	24.10	

*Measures ½" in thickness.

Plus applicable steel surcharge on entire page.



BOLTLESS SHELVING

SSI SCHÄFER

R3000® SHELVING UNITS


- **The last shelving system you'll ever need. Or could ever want.**

The R3000® Shelving System was designed to meet the highest standards of quality, durability, cubic utilization and ease of installation. The system that can easily grow and transform from a simple stand-alone unit into a complex multi-level design, using the same components. The solution provides maximum density for small parts storage and quick access to parts for increased picking efficiency and accuracy. A very extensive range of accessories will help you customize the system for your exact needs. The absence of nuts, bolts and clips will make installation a breeze, ensuring the system is readily available in a timely and cost effective manner. FOB Shipping Point.


- **Compact Design.** All components and accessories are designed to cube bins and accessories and minimize the use of space.
- **Easy Installation.** Complete absence of nuts, bolts or clips make the installation easy, fast and efficient. Pre-punched lugs in posts allow for easy reconfiguration of levels.
- **High Load Capacity.** Up to 10,000 lbs. per bay and 1,000 lbs. per level.
- **Multiple Configurations.** Using basically the same components the system can be configured as a wide range of storage solutions.



- Galvanized corrosion resistant profile, with the shape of a closed box for superior performance and loading capacity.
- Posts feature 2" increment lugs on both sides, so the system follows the Starter + Add-on principle.
- Foot plates included for easy anchoring.




- Solid steel deck with a double box construction.



- Installed directly on the post lugs, no beams, bolts or clips are required.
- Pre-punched top for ease and accurate installation of dividers.
- Shelves can be tilted 12° for ergonomic picking without the need of any additional hardware.

- Bins
- Drawers
- Dividers
- Side & Back panels
- Doors
- Bin Fronts
- Bin Stops
- Storage Trays
- Tire Beams



Product No.	Size W x D x H*	R3000® SHELVING UNITS - 36" WIDE UNITS - SINGLE DEEP				No. of Levels	Wt. (lbs.)	Price Ea.
		Unit Type	Panel Type	Shelf Type	Load Cap* (lbs.)			
HR3SG.183608505HO	36 x 18 x 85"	Open Starter	-	Galvanized	600	5	71	\$358.00
HR3AG.183608505HO	36 x 18 x 85"	Open Add-on	-	Galvanized	600	5	67	243.00
HR3SG.183608505HC	36 x 18 x 85"	Closed Starter	Solid	Galvanized	600	5	128	586.00
HR3AG.183608505HC	36 x 18 x 85"	Closed Add-on	Solid	Galvanized	600	5	114	425.00
HR3SG.183608505HW	36 x 18 x 85"	Closed Starter	Wire	Galvanized	600	5	86	544.00
HR3AG.183608505HW	36 x 18 x 85"	Closed Add-on	Wire	Galvanized	600	5	82	390.00
HR3SG.243608505HO	36 x 24 x 85"	Open Starter	-	Galvanized	600	5	86	427.00
HR3AG.243608505HO	36 x 24 x 85"	Open Add-on	-	Galvanized	600	5	82	309.00
HR3SG.243608505HC	36 x 24 x 85"	Closed Starter	Solid	Galvanized	600	5	149	676.00
HR3AG.243608505HC	36 x 24 x 85"	Closed Add-on	Solid	Galvanized	600	5	132	501.00
HR3SG.243608505HW	36 x 24 x 85"	Closed Starter	Wire	Galvanized	600	5	103	637.00
HR3AG.243608505HW	36 x 24 x 85"	Closed Add-on	Wire	Galvanized	600	5	99	467.00

*Approximate dimensions. Per level, based on Distributed Loads (UDL).

BOLTLESS SHELVING

SSI SCHÄFER



Open Unit



Closed Wire Unit



Closed Solid Unit

More widths, depths
and
heights available




R3000® SHELVING UNITS - 39" WIDE UNITS - SINGLE DEEP								
Product No.	Size W x D x H*	Unit Type	Panel Type	Shelf Type	Load Cap* (lbs.)	No. of Levels	Wt. (lbs.)	Price Ea.
HR3SG.163908505HO	39 x 16 x 85"	Open Starter	-	Galvanized	600	5	76	\$354.00
HR3AG.163908505HO	39 x 16 x 85"	Open Add-on	-	Galvanized	600	5	72	241.00
HR3SG.163908505HC	39 x 16 x 85"	Closed Starter	Solid	Galvanized	600	5	130	557.00
HR3AG.163908505HC	39 x 16 x 85"	Closed Add-on	Solid	Galvanized	600	5	118	410.00
HR3SG.163908505HW	39 x 16 x 85"	Closed Starter	Wire	Galvanized	600	5	92	520.00
HR3AG.163908505HW	39 x 16 x 85"	Closed Add-on	Wire	Galvanized	600	5	88	377.00
HR3SG.203908505HO	39 x 20 x 85"	Open Starter	-	Galvanized	600	5	86	381.00
HR3AG.203908505HO	39 x 20 x 85"	Open Add-on	-	Galvanized	600	5	82	265.00
HR3SG.203908505HC	39 x 20 x 85"	Closed Starter	Solid	Galvanized	600	5	145	609.00
HR3AG.203908505HC	39 x 20 x 85"	Closed Add-on	Solid	Galvanized	600	5	130	447.00
HR3SG.203908505HW	39 x 20 x 85"	Closed Starter	Wire	Galvanized	600	5	103	566.00
HR3AG.203908505HW	39 x 20 x 85"	Closed Add-on	Wire	Galvanized	600	5	99	412.00

*Approximate dimensions. Per level, based on Distributed Loads (UDL).

R3000® SHELVING UNIT ACCESSORIES

Product No.	Size D x W x H	DRAWERS Load Cap.* (lbs.)	Wt. (lbs.)	Price Ea.
HDRS.203904	20 x 39 x 4"	150	35	\$153.00
HDRS.203908	20 x 39 x 8"	150	41	170.00
HDRS.243904	24 x 39 x 4"	150	40	172.00
HDRS.243908	24 x 39 x 8"	150	46	185.00

*Capacity per drawer, based on Distributed Loads (UDL).



Drawers

BIN FRONTS			
Product No.	Size D x H	Wt. (lbs.)	Price Ea.
HBF.1539	39 x 1 1/2"	2	\$21.70
HBF.3539	39 x 3 1/2"	3	24.70



Bin Fronts



Shelf Dividers

SHELF DIVIDERS			
Product No.	Size D x H	Wt. (lbs.)	Price Ea.
HHD2004S.PL	20 x 4"	1	\$5.70
HHD2007S.PL	20 x 7"	1	7.20
HHD2010W	20 x 10"	2	8.90
HHD2404S.PL	24 x 4"	1	6.10
HHD2407S.PL	24 x 7"	1	8.00
HHD2410W	24 x 10"	2	10.00

DRAWER ORGANIZERS, BIN SORTERS & BOLTLESS STEEL SHELVING

tennscoTM
Storage Made Easy




30 - Drawer Organizer



Optional Drawer Dividers
(Available in Black only)



Bin Sorter



Additional Shelves for
Bin Sorter

Drawer Organizers and Bin Sorters

• Perfect storage for a wide variety of items.

Heavy gauge welded steel construction ensures rigidity and durability for both 30-Drawer Organizers and Bin Sorters. FOB Shipping Point.


30-Drawer Organizers feature an integrated label holder and steel drawers with no suspensions or slides for worry-free operation. A low-cost option for storing and organizing small parts and supplies.

Bin Sorters feature 18 shelves that are adjustable on 1½" centers to accommodate a myriad of items.

30 - DRAWER ORGANIZER			
Product No.	Size W x D x H	Wt. (lbs.)	Price Ea.
H2085	30" x 11½" x 33"	95	\$629.81
H3085	30" x 14" x 33"	112	673.36
H30AD Pack of 30 Black Dividers, Wt. 7 (lbs.) Pkg. Price \$50.49			

BIN SORTERS			
Product No.	Size W x D x H	Wt. (lbs.)	Price Ea.
H4075	30" x 11½" x 33"	70	\$439.86
H5075	30" x 14" x 33"	89	484.03
H4005 Extra Shelf for H4075, Pack of 5, Wt. 7 (lbs.) Pkg. Price \$20.20			
H5005 Extra Shelf for H5075, Pack of 5, Wt. 9 (lbs.) Pkg. Price \$24.61			

Available Colors:



Boltless Steel Shelving

• All Tennsco products are proudly Made in the USA.

Storage is a vital component to businesses of all sizes and industry. Tennsco's new Capstone Shelving provides a clean appearance with double wall post construction, concealing keyhole slots for a clean, attractive appearance. Assembles easily in minutes with no hardware required. Shelves are adjustable in 1½" increments. Polyethylene feet provide protection to floors. Capstone Shelving is a great alternative to clip and sway brace style shelving. Medium Gray in color. FOB Shipping Point.

BOLTLESS STEEL SHELVING (5 OPENINGS)				
Product No.	Size W x D	Shelf Cap. (lbs.)	Wt. (lbs.)	Price Ea.
STARTER UNITS - 88"H				
HCS188836-MGY	36 x 18"	500	110	\$386.84
HCS188842-MGY	42 x 18"	500	119	414.61
HCS188848-MGY	48 x 18"	350	127	444.27
HCS248836-MGY	36 x 24"	400	130	432.29
HCS248842-MGY	42 x 24"	500	141	490.34
HCS248848-MGY	48 x 24"	450	151	508.64
ADD-ON UNITS - 88"H				
HCA188836-MGY	36 x 18"	500	95	335.10
HCA188842-MGY	42 x 18"	500	104	362.23
HCA188848-MGY	48 x 18"	350	112	388.74
HCA248836-MGY	36 x 24"	400	111	379.90
HCA248842-MGY	42 x 24"	500	122	437.96
HCA248848-MGY	48 x 24"	450	132	454.37
ADDITIONAL SHELVES				
HCESL-3618-MGY	36 x 18"	500	12	53.01
HCESL-4218-MGY	42 x 18"	500	13	53.64
HCESL-4818-MGY	48 x 18"	350	17	57.43
HCESL-3624-MGY	36 x 24"	400	14	65.63
HCESL-4224-MGY	42 x 24"	500	16	61.84
HCESL-4824-MGY	48 x 24"	450	20	80.14

Surcharge may apply.

EDSAL STORAGE RACKS

Heavy-Duty Steel Shelving

- Boltless rivet-lock design for easy assembly.
- Heavy-duty steel construction for lasting use.

Shelves adjust in 1½" increments to accommodate different size items. Each shelf holds up to 800 lbs. weight capacity, when evenly distributed. Includes particleboard decking. Can also be assembled horizontally as two separate work height units. Durable powder coated black finish. FOB Shipping Point.



4-shelf



5-shelf



HEAVY-DUTY STEEL SHELVING					
Product No.	Description	Size W x D x H	Shelf Cap. (lbs.)	Wt. (lbs.)	Price Ea.
HUR364P-BLK	4-Shelf	36 x 18 x 60"	800	62	\$96.27
HUR185P-BLK	5-Shelf	36 x 18 x 72"	800	74	100.67
HUR245P-BLK	5-Shelf	48 x 24 x 72"	800	104	128.44

Heavy-Duty Steel Shelving

- NSF certified for dry food storage.
- Boltless rivet-lock design for easy assembly.

Industrial grade steel construction for lasting use. Five shelf levels with wire decking adjust in 1½" increments to accommodate different size items. Each shelf holds up to 1,000 lbs. weight capacity, when evenly distributed. Wire decking provide air flow and will not chip or rust. Can also be assembled horizontally as two separate work height units. Durable textured black finish. FOB Shipping Point.



HEAVY-DUTY STEEL SHELVING				
Product No.	Size W x D x H	Shelf Cap. (lbs.)	Wt. (lbs.)	Price Ea.
HMR0P3618W5B	36 x 18 x 72"	1,000	44	\$128.39
HMR0P4824W5B	48 x 24 x 72"	1,000	73	175.67

Muscle Rack Storage Unit

- Wire decking units.
- NSF certified for dry food storage.
- Assembles easily with a rubber mallet.

Muscle Rack bridges the gap between pallet rack and conventional industrial shelving. Heavy-duty 16-gauge all welded upright frame punched on 3" centers for maximum beam adjustability. Each shelf features 16-gauge step beams plus tie bars to prevent beam rotation. Wire decking provides strength and visibility. FOB Shipping Point.



MUSCLE RACK STORAGE UNIT				
Product No.	Description	Size W x D x H	Wt. (lbs.)	Price Ea.
HERZ772472WL3	3 Shelf	77 x 24 x 72"	117	281.63
HBW2472W4BLK	4 Shelf	77 x 24 x 72"	130	329.61
HER7824W4	4 Shelf	77 x 24 x 78"	138	346.36
HER842484W4	4 Shelf	84 x 24 x 84"	150	368.89
EXTRA SHELVES FIT				
H72BKW	Extra Shelf with Wire Decking	77 x 24" Unit	28	86.83
HER8424W1	Extra Shelf with Wire Decking	84 x 24" Unit	50	99.76

Steel surcharge may apply.

BOLTLESS RIVET SHELVING

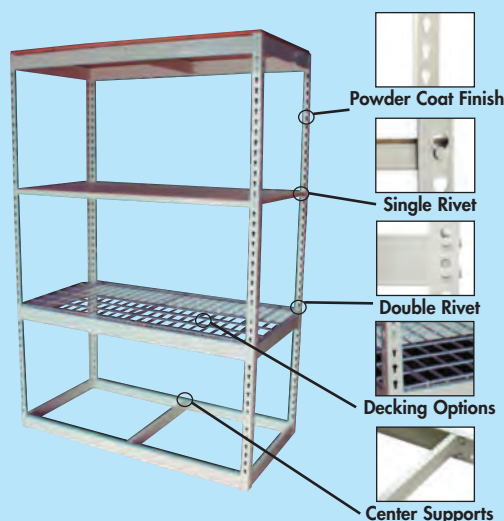
SPACE + USA

Space Plus USA Rivet Shelving

One of the most popular storage solutions that we offer is our Boltless Rivet Shelving, with a wide range of sizes, capacities and design layout options, it has rapidly become one of the most versatile storage solutions within our industry, is perfect for both warehouse and office applications. FOB Shipping Point.

- Space Plus USA's Boltless Rivet Shelving has been designed for handling larger volume items both efficiently and economically.
- Sections can be as large as 96" wide minimizing the number of post obstructions and accommodating an array of load sizes within the same unit.
- Depth can be as great as 48" and since there are no side or back braces, sections can be easily be accessed from all directions.
- Sections 72", 60" or 48" long, require one Center Support per level.
- Sections 96" long require two Center Supports per level.
- Beige in color.

- For higher density applications, Space plus USA's Single Rivet Shelving offers a more efficient use of storage space.
- With Single Rivet Beams measuring only 1" thick, they provide the maximum usable clearance possible between shelves.
- Sections are designed with Double Rivet Beams for the top and bottom levels and use Single Rivet Beams for the intermediate.
- Since diagonal braces are not required with Rivet Shelving, products can be accessed from all sides of the section.
- Single Rivet Sections can be as large as 48" long and 48" deep, helping to provide an economic solution to the most complex layouts.
- For sections 24" deep or smaller. Single Rivet Levels only have beams on the front and back to adequately support the decking.
- Sections that are greater than 24" deep require beams on all four sides.
- Shelves are adjustable on 1½" centers and are easily assembled with only a rubber mallet.
- Boltless rivet shelving has been designed to ship conveniently and efficiently in pallets.



Product No.	Description	Size	Wt. (lbs.)	Price Ea.
POSTS				
HRS-P072	72"H.	1½" x 1½"	5	\$8.16
HRS-P084	84"H.	1½" x 1½"	5	9.51
HRS-P096	96"H.	1½" x 1½"	6	10.91
HRS-P120	120"H.	1½" x 1½"	8	13.61
HRS-P144	144"H.	1½" x 1½"	9	16.30
ACCESSORIES				
HRS-CP	Tie Plates	-	1	1.87
DOUBLE RIVET BEAMS				
HRS-DR18	18"L.	2½"H.	1	2.10
HRS-DR24	24"L.	2½"H.	2	2.77
HRS-DR36	36"L.	2½"H.	3	4.18
HRS-DR48	48"L.	2½"H.	4	6.69
HRS-DR60	60"L.	2½"H.	5	8.34
HRS-DR72	72"L.	2½"H.	5	10.02
HRS-DR96CH	96"L. Channel	2½"H.	8	15.48
SINGLE RIVET BEAMS				
HRS-SR24	24"L.	1"H.	1	1.75
HRS-SR36	36"L.	1"H.	2	2.61
HRS-SR48	48"L.	1"H.	2	3.45
CENTER SUPPORTS				
HRS-CS18	18"H.	2¼"L.	1	2.16
HRS-CS24	24"H.	2¼"L.	2	2.77
HRS-CS36	36"H.	2¼"L.	2	4.08
HRS-CS48	48"H.	2¼"L.	3	5.39


Product No.	Size L x W	Wt. (lbs.)	Price Ea.
PARTICLE BOARD			
HPB3612	36" x 12"	7	5.16
HPB3618	36" x 18"	10	10.32
HPB3624	36" x 24"	13	12.91
HPB3636	36" x 36"	19	25.81
HPB4812	48" x 12"	10	6.27
HPB4818	48" x 18"	14	10.01
HPB4824	48" x 24"	19	12.52
HPB4830	48" x 30"	22	16.69
HPB4836	48" x 36"	28	25.05
HPB4848	48" x 48"	37	25.05
HPB6012	60" x 12"	12	9.83
HPB6018	60" x 18"	18	19.64
HPB6024	60" x 24"	23	19.64
HPB6030	60" x 30"	29	39.28
HPB6036	60" x 36"	35	39.28
HPB6048	60" x 48"	46	39.28
HPB7212	72" x 12"	13	9.83
HPB7218	72" x 18"	19	19.64
HPB7224	72" x 24"	26	19.64
HPB7230	72" x 30"	32	39.28
HPB7236	72" x 36"	38	39.28
HPB7248	72" x 48"	51	39.28
HPB9612	96" x 12"	17	13.09
HPB9618	96" x 18"	26	26.19
HPB9624	96" x 24"	34	26.19
HPB9630	96" x 30"	43	52.39
HPB9636	96" x 36"	51	52.39
HPB9648	96" x 48"	68	52.39

\$1000 Minimum Order on page

BOLTLESS SHELVING




FEATURES



All material made from industrial grade 14-ga. steel



Shelves adjustable on 1 1/2 inch increments



All units furnished with 3/8 inch thick particle board decking

FILL AN ENTIRE WAREHOUSE OR PURCHASE INDIVIDUAL UNITS

Minimum Order
\$500



HEAVY DUTY UNITS



HEAVY DUTY UNITS WITH PARTICLE BOARD DECKING

6' Tall Units		3 Shelf Units			Extra Shelf		
Shelf Size	Cap (lbs.)	Product No.	Wt. (lbs.)	Price Ea.	Product No.	Wt. (lbs.)	Price Ea.
48" x 18"	1250	H6R4818-3W	91	\$92.68	HXR4818-W	26	\$22.88
48" x 24"	1250	H6R4824-3W	108	103.54	HXR4824-W	31	26.50
72" x 18"	1000	H6R7218-3HW	128	127.09	HXR7218-HW	38	34.35
72" x 24"	1000	H6R7224-3HW	155	143.47	HXR7224-HW	47	39.81
72" x 36"	1000	H6R7236-3HW	208	176.80	HXR7236-HW	65	50.92
72" x 48"	1000	H6R7248-3HW	262	210.25	HXR7248-HW	83	62.07
96" x 18"	600	H6R9618-3HW	162	154.51	HXR9618-HW	49	43.49
96" x 24"	600	H6R9624-3HW	196	174.25	HXR9624-HW	61	50.07
96" x 36"	600	H6R9636-3HW	264	214.30	HXR9636-HW	83	63.42
96" x 48"	600	H6R9648-3HW	333	254.47	HXR9648-HW	106	76.81
96" x 18"	1000	H6R9618-3HCW	173	172.39	HXR9618-HW	53	49.45
96" x 24"	1000	H6R9624-3HCW	207	192.13	HXR9624-HW	64	56.03
96" x 36"	1000	H6R9636-3HCW	276	232.18	HXR9636-HW	87	69.38
96" x 48"	1000	H6R9648-3HCW	344	272.35	HXR9648-HW	110	82.77

LOW PROFILE UNITS



Double Rivet Beams

DOUBLE RIVET BEAMS			
Product No.	Length	Wt. (lbs.)	Price Ea.
HDRB-12-G	12"	.93	\$1.52
HDRB-15-G	15"	1.16	1.90
HDRB-18-G	18"	1.38	2.26
HDRB-24-G	24"	1.83	2.95
HDRB-30-G	30"	2.29	3.68
HDRB-36-G	36"	2.74	4.37
HDRB-42-G	42"	3.19	5.06
HDRB-48-G	48"	3.64	5.82
HDRB-60-G	60"	4.54	7.22
HDRB-69-G	69"	5.5	8.37
HDRB-72-G	72"	5.44	8.64
HDRB-84-G	84"	6.34	10.19
HDRB-96-G	96"	7.25	11.53



2 1/8" height, 14 ga.

FOB Shipping Point

Foot Plates

FOOT PLATES			
Product No.	Type	Wt. (lbs.)	Price Ea.
HFPD	Double	.77	\$1.75
HFPSL	Left	.42	1.25
HFPSR	Right	.42	1.25



Tie Plates

TIE PLATES		
Product No.	Wt. (lbs.)	Price Ea.
HTT-G	.15	\$0.75



LOW PROFILE UNITS WITH PARTICLE BOARD DECKING

6' Tall Units		3 Shelf Units			Extra Shelf		
Shelf Size	Cap (lbs.)	Product No.	Wt. (lbs.)	Price Ea.	Product No.	Wt. (lbs.)	Price Ea.
36" x 18"	300	H6S3618-3W	69	\$71.06	HXS3618-W	15	\$10.42
36" x 24"	300	H6S3624-3W	82	78.86	HXS3624-W	19	12.10
48" x 18"	225	H6S4818-3W	85	83.48	HXS4818-W	20	13.68
48" x 24"	225	H6S4824-3W	102	92.96	HXS4824-W	25	15.92
60" x 18"	150	H6S6018-3W	104	101.30	HXS6018-W	28	22.54
60" x 24"	150	H6S6024-3W	125	112.46	HXS6024-W	34	25.34

LARGE INVENTORY IN STOCK FOR QUICK SHIP

PLASTIC FLOORING AND SHELVING

Dura-Shelf® Plastic Bulk Shelving

- Snaps together in seconds – no tools required.
- Modular design permits hundreds of shelving configurations.

Made of heavy duty high impact plastic for long wearing use. Impervious to oils, gas, acids, solvents and most chemicals. Open grid shelving is ideal for wet, corrosive and harsh environments. Reduces dirt and dust accumulation and increases air flow and light penetration. Add or subtract shelves to satisfy spacing needs. FOB Shipping Point.




HS9636B



HS6624X4

Add containment trays to keep small spills from cross contaminating



2-SHELF - 27" HIGH				3-SHELF - 51" HIGH				4-SHELF - 75" HIGH			
Size W x D	Product No.	Wt. (lbs.)	Price Ea.	Product No.	Wt. (lbs.)	Price Ea.		Product No.	Wt. (lbs.)	Price Ea.	
36 x 16"	HS3616B	22	\$112.79	HS3616X3	35	\$193.03		HS3616X4	48	\$273.27	
66 x 16"	HS6616B	36	191.97	HS6616X3	58	323.72		HS6616X4	80	455.47	
96 x 16"	HS9616B	49	241.86	HS9616X3	78	410.46		HS9616X4	107	579.05	
36 x 24"	HS3624B	26	143.26	HS3624X3	41	240.95		HS3624X4	56	338.63	
66 x 24"	HS6624B	35	231.42	HS6624X3	57	382.86		HS6624X4	78	534.29	
96 x 24"	HS9624B	40	239.33	HS9624X3	64	398.90		HS9624X4	88	558.45	
36 x 36"	HS3636B	44	229.76	HS3636X3	70	392.27		HS3636X4	97	554.80	
66 x 36"	HS6636B	74	388.77	HS6636X3	118	654.61		HS6636X4	163	920.45	
96 x 36"	HS9636B	103	455.88	HS9636X3	165	786.36		HS9636X4	226	1,116.88	

Containment Trays

Add containment trays to Dura-Shelf to classify storage of a variety of items based on OSHA color-coding requirements. Containment trays are available for most 24" systems.

Product No.	Storage Type	Color	Price Ea.	Maximum Trays Per Shelf System			
HCT300124	General	Black	\$24.62	Size	x2	x3	x4
HCTR300124	Flammables	Red	25.41	36"	2	3	4
HCTB300124	Health Hazards/Toxins	Blue	25.41	66"	4	6	6
HCTY300124	Reactive/Oxidizers	Yellow	25.41	96"	6	9	12
HCTW300124	Contact Hazards	White	25.41				

Dunnage-Rack™ BULK STORAGE RACKS

- 12" leg posts make it easy to clean floor underneath.
- Flow through grid permits scrap and liquids to fall or drain below.

Impervious to oils, salts, acids and most chemicals. Easy to steam clean or disinfect. Lightweight for ease in handling. No tools required, snaps together in seconds. Temporary or permanent. Choose the Solid Top Dunnage-Rack where a grid top is undesirable and a higher weight capacity is needed. FOB Shipping Point.



HDT9636



HDT6624



HD3624



HDT3636

Product No.	Size H x W x D	Description	Wt. (lbs.)	Price Ea.
HD3624	12 x 36 x 24"	Dunnage Rack, 1 Shelf, 5 Posts	13	\$68.38
HD4824	12 x 48 x 24"	Dunnage Rack, 1 Shelf, 9 Posts	19	116.34
HD6624	12 x 66 x 24"	Dunnage Rack, 1 Shelf, 8 Posts	23	117.22
HD9624	12 x 96 x 24"	Dunnage Rack, 1 Shelf, 11 Posts	34	140.01
HD3636	12 x 36 x 36"	Dunnage Rack, 1 Shelf, 9 Posts	22	103.60
HD6636	12 x 66 x 36"	Dunnage Rack, 1 Shelf, 14 Posts	37	179.80
HD9636	12 x 96 x 36"	Dunnage Rack, 1 Shelf, 19 Posts	53	200.91
HDT3624	12 x 36 x 24"	Solid Top Dunnage Rack, 1 Shelf, 5 Posts	17	82.50
HDT4824	12 x 48 x 24"	Solid Top Dunnage Rack, 1 Shelf, 9 Posts	21	127.31
HDT6624	12 x 66 x 24"	Solid Top Dunnage Rack, 1 Shelf, 8 Posts	28	133.28
HDT9624	12 x 96 x 24"	Solid Top Dunnage Rack, 1 Shelf, 11 Posts	41	170.81
HDT3636	12 x 36 x 36"	Solid Top Dunnage Rack, 1 Shelf, 9 Posts	26	110.43
HDT6636	12 x 66 x 36"	Solid Top Dunnage Rack, 1 Shelf, 14 Posts	49	191.21
HDT9636	12 x 96 x 36"	Solid Top Dunnage Rack, 1 Shelf, 19 Posts	64	257.03

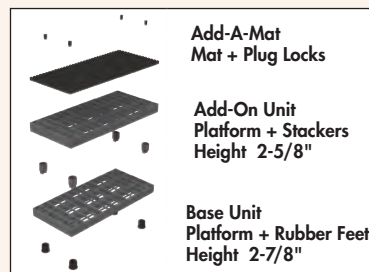
Add-A-Level™ Work Platforms

- Variable height work platforms raise employees to ergonomic work levels at 2 7/8" increments.
- Flow through grid permits scrap and liquids to fall or drain below.
- Custom configurations are designed for free.

Modular design permits hundreds of floor plans. Assemble to desired height, length or width using patented "Stacker" & "Poly-Clip" system to fit any floor plan. Impervious to oils, gas, acids and most chemicals. No tools required – snaps together in seconds. Replace "unsafe" worn-out platforms and pallets. Made from strong, durable high impact plastic. Available with comfort matting and Plug-Lock System – connects mats to platform. Lightweight for ease in handling. Available with ramping system. Temporary or permanent. FOB Shipping Point.



Custom Configuration



COMFORT DRAINAGE MATS 7/8" THICK				
Product No.	Size	Description	Wt. (lbs.)	Price Ea.
HM23780	2 x 3'	Black Mat	17	\$111.38
HM24780	2 x 4'	Black Mat	22	148.51
HM25780	2 x 5.5'	Black Mat	29	202.02
HM28780	2 x 8'	Black Mat	44	297.02
HM33780	3 x 3'	Black Mat	25	245.70
HM35780	3 x 5.5'	Black Mat	46	376.74
HM38780	3 x 8'	Black Mat	66	445.54



HA3624B
HA3624A
HM23780

ADD-A-LEVEL COMPONENTS			
Product No.	Description	Wt. (lbs.)	Price Ea.
HA3616B	16" x 3' Base Unit	9	\$45.25
HA3616A	16" x 3' Add-on Unit	9	45.25
HA6616B	16" x 5.5' Base Unit	16	80.31
HA6616A	16" x 5.5' Add-on Unit	16	80.31
HA9616B	16" x 8' Base Unit	21	105.33
HA9616A	16" x 8' Add-on Unit	21	105.33
HA3624B	2' x 3' Base Unit	12	56.97
HA3624A	2' x 3' Add-on Unit	12	56.97
HA4824B	2' x 4' Base Unit	15	96.03
HA4824A	2' x 4' Add-on Unit	15	96.03
HA6624B	2' x 5.5' Base Unit	20	105.84
HA6624A	2' x 5.5' Add-on Unit	20	105.84
HA9624B	2' x 8' Base Unit	30	122.93
HA9624A	2' x 8' Add-on Unit	30	122.93
HA3636B	3' x 3' Base Unit	18	80.61
HA3636A	3' x 3' Add-on Unit	18	80.61
HA6636B	3' x 5.5' Base Unit	31	144.76
HA6636A	3' x 5.5' Add-on Unit	31	144.76
HA9636B	3' x 8' Base Unit	45	158.75
HA9636A	3' x 8' Add-on Unit	45	158.75

LABELING SOLUTIONS

EPSON®

LW-PX900 Labeling System

• Rugged, Dependable, Exceptional.

The Epson LW-PX900 industrial labeling solution represents the flagship of the Epson LabelWorks PX fleet. Designed with innovative features that save time and tape, the LW-PX900 features high-speed print output so you can print precise labels, bar codes, QR codes and wire identification faster and with better detail than other printer models. Plus we've packed all of this printing power into a rugged body that meets MilSpec drop test specifications and is fully-backed by Epson's industry-leading lifetime warranty. FOB Shipping Point.

LW-PX900PCD Kit includes:

- LW-PX900 Portable Industrial Label Printer.
- 1/2" vinyl tape cartridge (212VTBWPX).
- USB Cable & AC Adapter.
- Magnetic Attachments.
- Lithium-Ion Battery.
- Label Editor Software Download.
- Rugged Plastic Carrying Case.
- User Guide.

Product No.	Description	Wt. (lbs.)	Price Ea.
HLW-PX900PCD	LabelWorks PX LW-PX900	7.5	\$399.00
Product No.	Size & Color	Wt. (lbs.)	Price Ea.
	VINYL		
H212VTBWPX**	1/2" Black on White	0.3	\$18.01
H218VTBWPX**	3/4" Black on White	0.3	22.25
H224VTBWPX*	1" Black on White	0.3	22.25
H236VTBWPX**	1 1/2" Black on White	0.3	30.73
	INDUSTRIAL		
H209BWPX*	3/8" Black on White	0.3	22.10
H212BWPX*	1/2" Black on White	0.3	22.10
H218BWPX*	3/4" Black on White	0.3	26.34
H224BWPX*	1" Black on White	0.3	26.34
H236BWPX*	1 1/2" Black on White	0.3	36.57

*notes that supply is available in multiple color combinations - call for more information.

**notes that supply is available in "black on white" and "black on yellow".



Wire Marking



Warehouse Management



Safety Labels



Standard Kit



Professional Kit

LW-Z5010PX Label System

• More Hustle, More Muscle.

Print high volume batches of durable industrial labels of up to 2-inches wide (50 mm) without needing to be an expert at matching and installing printer ribbons and label supplies. Designed for use with Epson's new 147' bulk label rolls, the LW-Z5010PX also gives you the flexibility to print short-run batches using any Epson LabelWorks PX label cartridge from 1/6" to 2" wide. Whatever your labeling needs, just pop the top-loading cartridge or cassette into place, and you're ready to print. All Epson LabelWorks PX label supplies pre-match the label material you need with the correct ribbon for instant drop-in loading. FOB Shipping Point.

LW-Z5010PX Standard Kit Includes:

- LW-Z5010PX Portable Industrial Label Printer.
- 1-250VTBWPX 2" Vinyl Tape Cartridge.
- AC Adapter and USB Cable.
- Bulk Supply Stand.
- Label Editor Software Download.
- Lithium-Ion Battery.
- User Guide.

LW-Z5010PX Professional Kit Includes:

- LW-Z5010PX Portable Industrial Label Printer.
- 1-250VTBWPX 2" Vinyl Tape Cartridge.
- Bulk Label Rewinder.
- AC Adapter and USB Cable.
- Bulk Supply Stand.
- Label Editor Software Download.
- Lithium-Ion Battery.
- User Guide.

Product No.	Description	Wt. (lbs.)	Price Ea.
HLW-Z5010PX	Standard Kit w/o Rewinder	14	\$760.00
HLW-Z5010PX-R	Professional Kit w/Rewinder	21	880.00
Product No.	Size & Color	Wt. (lbs.)	Price Ea.
	PX Bulk Rolls		
HB209BWPX*	3/8" x 147' 6" Black on White	0.8	\$75.25
HB212BWPX*	1/2" Black on White	0.9	75.25
HB218BWPX*	3/4" Black on White	1.0	90.09
HB224BWPX*	1" Black on White	1.1	90.09
HB236BWPX*	1 1/2" Black on White	1.6	126.13
HB250BWPX*	2" Black on White	1.8	157.93
HB212VTBWPX**	1/2" Vinyl Black on White	0.9	80.55
HB218VTBWPX**	3/4" Vinyl Black on White	1.1	101.75
HB224VTBWPX**	1" Vinyl Black on White	1.2	101.75
HB236VTBWPX**	1 1/2" Vinyl Black on White	1.7	122.95
HB250VTBWPX**	2" Vinyl Black on White	2.0	143.09

*notes that supply is available in multiple color combinations - call for more information.

**notes that supply is available in "black on white" and "black on yellow".

LABEL HOLDERS



ACCURATE bar
code scanning.



Wire•Rac™ Label Holders

- A new solution to organize wire shelving.

Clear, flexible snap on Label Holder retrofits most wire shelving with 1½" face. Paper inserts included in sheet form for Laser/Ink Jet Printers. Custom cut sizes available. FOB Shipping Point.

WIRE•RAC™ LABEL HOLDERS				
Product No.	Size H x L	Qty. Box	Wt. (lbs.)	Price Per Box
HWR-1253	1½ x 3"	25	1	\$21.50
HWR-1256	1½ x 6"	25	2	38.50
HWR-1212	1½ x 12"	12	2	36.00
HWR-2004	2 x 4"	25	2	36.00
HWR-2006	2 x 6"	25	3	43.50
HWR-3005	3 x 5"	12	3	26.00
HWRG-1253*	1½ x 3"	25	1	23.50

*Clear window/Gray backing




Wire•Rac™ ANGLE-Vu Label Holders

- Adjustable label holders for high or low wire shelving.
- No more climbing or bending to read or scan labels!

Flexible, UV treated, PVC label holder has been engineered to snap onto major brands of standard wire shelving at three different angles. 90° (flat), 60° and 30° for easy viewing and scanning. The clear plastic window protects the insertable label or barcode. White paper inserts included. 25 per package. FOB Shipping Point.

WIRE•RAC™ ANGLE-Vu LABEL HOLDERS				
Product No.	Description	Qty. Pkg.	Wt. (lbs.)	Price Pkg.
HWR-1253	1½ x 3" Clear Label Holder	25	1	\$35.50
HLI-123-8	1½ x 3" Additional Inserts	800	1	22.00
HWR-1256	1½ x 6" Clear Label Holder	25	2	64.50
HLI-120-8	1½ x 6" Additional Inserts	800	1	22.00



EZ•Post™

- Organize wire shelving posts or aisles for maximum visibility.

Clear, UV Treated C Channel Holder fits most manufacturers 1" diameter vertical posts for wire shelving. Easily snaps on & off, bar code compatible, 25 per pkg. White laser inserts included. FOB Shipping Point.

EZ•POST™				
Product No.	Size H x L	Backing	Wt. (lbs.)	Pkg. Price
HEP-1256	1½ x 6"	Snap On	2.25	\$49.00
HEP-2400	2 x 4"	Snap On	2.5	38.50
HLI-120-8 Landscape Insert for HEP-1256, Qty. 400, Wt. 1 (lb.) Pkg. Price \$22.00.				
HLI-514-10 Landscape Insert for HEP-2400, Qty. 500, Wt. 1 (lb.) Pkg. Price \$22.00.				

Aigner Label Holders for Plastic Bins

- Now a complete labeling system for plastic bins and totes.

Cost effective designation changes are easy. Bin-Buddy™, self adhesive products to be used with bins/totes without slots. Tri-Dex™ are for shelf bins with slots; protecting the label or bar code on all four sides. Clear, 25 per package. White Laser inserts included. FOB Shipping Point.



AIGNER LABEL HOLDERS FOR PLASTIC BINS						REPLACEMENT INSERTS			
Product No.	Size	Style	Qty. Pk.	Wt. (lbs.)	Price Pk.	Product No.	Qty. Per Sheet	Wt. (lbs.)	Price/50 Sheets
HBB-753	¾ x 3"	Self Adhesive	25	1	\$18.00	HLI-753-24	50	1	\$22.00
HBB-13	1 x 3"	Self Adhesive	25	1	18.00	HLI-103-20	20	1	22.00
HBB-1754	1½ x 4"	Self Adhesive	25	1	21.00	HLI-204-12	12	1	22.00
HBB-24	2 x 4"	Self Adhesive	25	1	23.50	HLI-204-12	12	1	22.00
HBB-2254	2½ x 4"	Self Adhesive	25	1	24.50	HLI-208-10	50	1	22.00
HBB-35	3 x 5"	Self Adhesive	25	1	22.50	HLI-35-4	4	1	22.00
HBB-58	5 x 8"	Self Adhesive	25	1	43.00	HLI-58-2	50	1	22.00
HTR-0813	1½ x 3"	Fits Shelf Bins	25	1	14.00	HLI-753-24	24	1	22.00
HTR-1300	1 x 3"	Fits Shelf Bins	25	1	14.50	HLI-103-20	20	1	22.00
HTR-1253	1½ x 3"	Fits Shelf Bins	25	1	15.00	HLI-1183-16	16	1	22.00
HTR-1754	1½ x 4"	Fits Shelf Bins	25	1	18.00	HLI-204-12	12	1	22.00
HTR-2400	2 x 4"	Fits Shelf Bins	25	1	18.50	HLI-204-12	12	1	22.00

Superscan® Insertable Label Holders

- Extra large label holders
- Special matte finish assures accurate bar code scanning.

Extra large for pallet rack applications. Self adhesive or magnetic label holder allows for simple label relocation. Side loading. Includes Ink Jet/Laser compatible white inserts with instructions. Backings packed separately. Bar code compatible. FOB Shipping Point.

SUPERSCAN® INSERTABLE LABEL HOLDERS				
Product No.	Description	Qty. Box	Wt. (lbs.)	Price Per Box
HSS-32	2 x 3½" self adhesive	50	0.8	\$28.00
HSSM-32	2 x 3½" magnetic	50	1.4	45.00
HAPX-35	3 x 5" self adhesive	50	1.5	33.00
HAPX-35M	3 x 5" magnetic	50	3.0	46.00
HAPX-46	4 x 6" self adhesive	50	1.7	39.00
HAPX-46M	4 x 6" magnetic	50	3.4	57.50
HAPX-57	5 x 7" self adhesive	25	1	35.00
HAPX-57M	5 x 7" magnetic	25	2.5	45.00



DECK ID Label Holders

- Designed for waterfall wire decking.
- Cold storage compatible.

Clear front and gray background for maximum visibility. Fits all standard waterfall wire decking with 2" centers and ¼" dia. wire. Ideal for all warehouses in normal or cold storage environments (to -20°F). Easily add signage or labels to your pallet racking when utilizing wire decking. Bar Code compatible, 25 per package. White Laser Inserts included. FOB Shipping Point.

DECK ID LABEL HOLDERS				
Product No.	Size	Backing	Wt. (lbs.)	Pkg. Price
HID-35HG	3 x 5"	Snap On	2.5	\$37.50
HID-46HG	4 x 6"	Snap On	4	46.00
HLI-35-4 Insert for HID-35HG, Qty. 200, Wt. 1 (lb.) Pkg. Price \$22.00.				
HLI-46-2 Insert for HID-46HG, Qty. 100, Wt. 1 (lb.) Pkg. Price \$22.00.				



Warehouse Aisle Sign Kit

- Create your own customized warehouse aisle signs at a fraction of the custom printing cost.
- New styles available for any warehouse application.

Print aisle signage in-house with included laser paper. Reduce cost by reprinting and not having to buy expensive signage. Clear plastic holders feature soft, flexible hinge which allows for sign to flex when bumped. Snap-on holder fits into standard 2" centered racking holes, magnetic is high energy for maximum hold, permanent self-adhesive for permanent locations. Easily holds any product up to ½" thickness (magnetic ¼" thickness). 10 per package w/12 Yellow Laser Sheets. FOB Shipping Point.

WAREHOUSE AISLE SIGN KIT				
Product No.	Style	Color	Wt. (lbs.)	Pkg. Price
HWSK-1Y	Snap On	Yellow	1	\$36.00
HWAK-1Y	Self Adhesive	Yellow	1	36.00
HWMK-1FH*	Magnetic	Yellow	2	47.00

*Also available in rigid (non-flex) design HWMK-1RH




LABEL HOLDERS



Magnetic Roll Stock

- Plain and self adhesive magnets on rolls.
- Just peel and stick to magnetize anything.

Plain magnets in combination with self adhesive labels offer a simple and economic means of warehouse labeling. Self adhesive magnets are excellent for mounting signs and messages. Custom cutting available on special order – call for details. FOB Shipping Point.



MAGNETIC ROLL STOCK .030" THICK, PLAIN MAGNET				
Product No.	Description	Pack	Wt. (lbs.) Roll	Price Per Roll
HMP-100	1" x 50' x .03"	50' Roll	2.3	\$38.00
HMP-200	2" x 50' x .03"	50' Roll	4.5	65.00
HMP-300	3" x 50' x .03"	50' Roll	7.1	87.00
HMP-400	4" x 50' x .03"	50' Roll	8.5	115.00
.060" THICK, SELF ADHESIVE MAGNET				
HSA-750	¾" x 100' x .06"	100' Roll	5.5	90.00
HSA-100-50	1" x 50' x .06"	50' Roll	6	63.00
HSA-200-50	2" x 50' x .06"	50' Roll	9.2	98.00
HSA-300-50	3" x 50' x .06"	50' Roll	15	140.00

Plain magnets are also available in Heavy Duty (.060" thickness) - call for details. All widths also available in 100' lengths - call for details.

HOLDEX

Insertable Label Holders

- Durable plastic won't crack, chip or peel.

Self-adhesive or magnetic, adheres to most clean surfaces. Non-glare finish is bar code compatible. Can be trimmed to exact size on location. Inserts included. Available in Clear. FOB Shipping Point.



INSERTABLE LABEL HOLDERS				
Product No.	Description	Qty. Box	Wt. (lbs.)	Price Per Box
HL-41	¾ x 6" Self-Adhesive	12	0.22	\$12.00
HL-21	½ x 6" Self-Adhesive	12	0.25	14.00
HL-31	¾ x 6" Self-Adhesive	12	0.31	15.50
HL-11	1 x 6" Self-Adhesive	12	0.35	17.50
HL-51	2 x 6" Self-Adhesive	12	0.47	23.50
HL-61	2½ x 6" Self-Adhesive	12	0.52	26.50
HL-81	3 x 6" Self-Adhesive	12	0.60	29.50
HM-21	½ x 6" Magnetic	12	0.47	15.00
HM-31	¾ x 6" Magnetic	12	0.53	17.00
HM-11	1 x 6" Magnetic	12	0.56	19.00
HM-61	2½ x 6" Magnetic	12	1.00	37.50
HM-81	3 x 6" Magnetic	12	1.75	42.50

Clip-Label™ for Wire Baskets

- Snap-on design for easy installation or relocation.

Mounts on a 25° angle to enhance viewing and scanning. Made from clear, durable PVC and the matte window protects bar codes. Inserts included with 3" length only. Laser/InkJet 8½" x 11" printable sheets 50/package. FOB Shipping Point.

CLIP LABEL™ FOR WIRE BASKETS				
Product No.	Size	Qty./Pkg.	Wt. (lbs.)	Price Per Pkg.
HWBL-12030	1½" x 3"	25	¾	\$18.50
HWBL-12165	1½" x 16½"	12	2	33.50
HWBL-12345	1½" x 34½"	12	4½	71.00
HWBL-12480	1½" x 48"	12	6	97.50
PRINTABLE INSERTS FOR CLIP-LABELS™				
HLI-123-8-WHITE	1½" x 3"	800	1	22.00
HLI-120-8-WHITE	1½" x 6"	400	1	22.00

Available with Gray background - add "G" suffix to part #.



Magnetic Card Holders

- Fast, simple and versatile means of labeling.

Insertable magnetic "C" Channel design allows for labels to be changed simply by re-marking the paper insert or re-positioning the magnet. Great for metal racks, shelves, bins, drawers and more. Black in color. Inserts included. FOB Shipping Point.




MAGNETIC CARD HOLDERS				
Product No.	Size	Qty. Box	Wt. (lbs.) Box	Price Per Box
HMC-103	1 x 3"	25	0.7	\$13.50
HMC-106	1 x 6"	25	1.5	24.00
HMC-203	2 x 3"	25	1.3	19.00
HMC-206	2 x 6"	25	2.4	32.50
HMC-304	3 x 4"	25	2.8	33.00
HMC-306	3 x 6"	25	4	46.50
HMC-204XLI*	2 x 4"	25	1.6	26.00

*Holds 2 x 4" card/label inserts. All widths available in 50' rolls - call for details.

Slip•Strip™

- A versatile self adhesive label/document holder system.

Excellent for bar codes, point of sale and price display. Stick the Slip•Strip™ one-piece



label holder anywhere you need to mount or display bar codes, messages, prices or any other information. "Slip" label, sign or message through the open edge of the holder. Holds all sizes and types of labels. Made of heavy duty PVC with clear face, white backing and an aggressive, long lasting adhesive. Adheres to any clean, dry surface and is easily cut to required length. Custom colors and sizes available. FOB Shipping Point.

SLIP•STRIP™				
Product No.	Size	Qty. Pkg.	Wt. (lbs.) Pkg.	Price Per Pkg.
H360756	¾ x 36"	6	0.7	\$35.50
H361006*	1" x 36"	6	0.77	37.00
H361256	1½ x 36"	6	0.86	38.00
H362006	2 x 36"	6	1.1	46.00
H480756	¾ x 48"	6	0.5	46.00
H481006*	1 x 48"	6	0.65	47.50
H481256*	1½ x 48"	6	0.75	49.00
H481506	1½ x 48"	6	0.78	53.00
H482006*	2 x 48"	6	1.58	59.00
H483006	3 x 48"	6	2.4	79.00

*Items available in Matte Clear Front/Black Background - add BL suffix.

Magnetic Write-On Tags

- Write-On/Wet erase magnets.

Write-on/Wet erase tags have an aggressive magnetic backing. Mark with wet erase marker (not supplied) – wipe off with



damp cloth. 50' rolls. White only. Custom cutting available. Standard cut piece pkg. in stock - call for details. FOB Shipping Point.

MAGNETIC WRITE-ON TAGS			
Product No.	Size	Wt. (lbs.)	Price Per Roll
HMX-100	1" x 50'	6	\$69.50
HMX-200	2" x 50'	12	118.00
HMX-300	3" x 50'	18	162.00

Hang•Vu™

- For all labeling needs where hanging is needed. Cold storage compatible.



New Hang•Vu™ provides labeling solutions in environments where hanging is needed. Ideal for all warehouses

(normal or cold storage) where self-adhesive or magnetic backed label holders are not suitable. Use Hang•Vu™ on shelves, wire racks, pallet racking and even pegboards. *Use your own zip ties or similar to display your protected label with either its two side hang holes (½" Diameter) or its larger center oval hole. Clear, bar code compatible. 12 per pkg. White Laser Inserts included. FOB Shipping Point.

HANG•VU™			
Product No.	Size	Wt. (lbs.)	Pkg. Price
HHV-24	2 x 4"	0.7	\$19.50
HHV-35	3 x 5"	1	23.00
HHV-46	4 x 6"	1	28.50

HLI-514-10 Insert for HHV-24, Qty. 500, Wt. 1 (lbs.) Pkg Price \$22.00.

HLI-35-4 Insert for HHV-35, Qty. 200, Wt. 1 (lbs.) Pkg Price \$22.00.

HLI-46-2 Insert for HHV-46, Qty. 100, Wt. 1 (lbs.) Pkg Price \$22.00.

Floor•Vu™ Labeling

- Quick & Easy Peel & Stick Floor Labeling.

Peel off backing and stick over your label.

Easily scan bar codes through the clear protective cover. Made of a tough, clear material with an aggressive adhesive preventing peeling and providing protection against forklifts and other machinery. Use your own labels or use the provided insert sheets for a clear professional look. FOB Shipping Point.



Product No.	Size	Floor•Vu™	Wt. (lbs.)	Price Ea.
HFV-46	4 x 6", 25/pkg		0.5	\$41.50
HFV-86	6 x 8", 25/pkg		1.15	53.50

NETTING - PROTECTIVE GUARD



Pallet Rack Guard Net Systems

Carron pallet rack guard nets install on the back side of racks or in flue spaces where regular access is not required. Featuring 100% nylon mesh with strong 5/16" poly rope binding, Carron pallet rack guard nets provide an economical, easy-to-install, OSHA-compliant employee safeguarding and product containment solution. FOB Shipping Point.

HOW TO ORDER: All nets are made to order. The net system is modular allowing coverage of up to three contiguous bays of the same height and width with a single net. Choose net height, beam length and number of bays of coverage for each net required in either standard (H76010) or heavy (H76025) capacity mesh.



- Improve employee safety • Protect traffic areas & workstations
- Reduce costly product damage • Prevent falls between racks
- Create a see-through barrier for easy product visibility

INSTALLATION HARDWARE




Flush Mount Installation



Offset Installation

Heavy duty nylon tie wraps for flush mount installation are included with each net. If clearance for 3" or more of pallet/product overhang is required, select from the following items according to your installation requirements. Base Unit Kits (H76050) include hardware needed to mount a single net using adjustable offset brackets. Add-On Kits (H76051) accommodate additional adjacent nets. Offset kits do not include cable, which is ordered separately in quantity to accommodate the total perimeter measurement of all nets to be offset installed.



OFFSET HARDWARE KITS

Product No.	Description	Wt. (lbs.)	Price Ea.
H76050	Base Unit Kit	44	\$798.90
H76051	Add-On Kit	25	442.31

CABLE

Product No.	Coil Lengths	Wt. (lbs.)	Price Ea.
H76030-01	50'	8	\$119.40
H76030-02	100'	14	238.75
H76030-03	200'	27	477.50



PALLET RACK GUARD NET SYSTEMS						
Product No.	Net Height	Beam Length	# of Bays	Net Size	Wt. (lbs.)	Price Ea.
H76010 BLACK NETTING: 1.75" SQUARE MESH, LOAD RATING 1250 LBS.						
H76010-48x96-01	48"	96"	1	4' x 8'3"	4	\$102.01
H76010-48x96-02	48"	96"	2	4' x 16'6"	5	184.54
H76010-48x96-03	48"	96"	3	4' x 24'9"	7	268.80
H76010-48x120-01	48"	120"	1	4' x 10'3"	4	122.71
H76010-48x120-02	48"	120"	2	4' x 20'6"	6	224.84
H76010-48x120-03	48"	120"	3	4' x 30'9"	9	329.25
H76010-48x144-01	48"	144"	1	4' x 12'3"	5	142.86
H76010-48x144-02	48"	144"	2	4' x 24'6"	7	265.14
H76010-48x144-03	48"	144"	3	4' x 36'9"	10	389.70
H76010-96x96-01	96"	96"	1	8' x 8'3"	5	166.24
H76010-96x96-02	96"	96"	2	8' x 16'6"	8	293.59
H76010-96x96-03	96"	96"	3	8' x 24'9"	11	423.23
H76010-96x120-01	96"	120"	1	8' x 10'3"	6	197.39
H76010-96x120-02	96"	120"	2	8' x 20'6"	9	355.89
H76010-96x120-03	96"	120"	3	8' x 30'9"	13	516.68
H76010-96x144-01	96"	144"	1	8' x 12'3"	7	228.54
H76010-96x144-02	96"	144"	2	8' x 24'6"	11	418.19
H76010-96x144-03	96"	144"	3	8' x 36'9"	15	610.13
H76010-120x96-01	120"	96"	1	10' x 8'3"	6	198.08
H76010-120x96-02	120"	96"	2	10' x 16'6"	9	348.11
H76010-120x96-03	120"	96"	3	10' x 24'9"	13	500.44
H76010-120x120-01	120"	120"	1	10' x 10'3"	7	234.73
H76010-120x120-02	120"	120"	2	10' x 20'6"	11	421.41
H76010-120x120-03	120"	120"	3	10' x 30'9"	15	610.39
H76010-120x144-01	120"	144"	1	10' x 12'3"	8	271.38
H76010-120x144-02	120"	144"	2	10' x 24'6"	13	494.71
H76010-120x144-03	120"	144"	3	10' x 36'9"	18	720.34
H76010-144x96-01	144"	96"	1	12' x 8'3"	7	229.91
H76010-144x96-02	144"	96"	2	12' x 16'6"	11	402.64
H76010-144x96-03	144"	96"	3	12' x 24'9"	15	577.65
H76010-144x120-01	144"	120"	1	12' x 10'3"	8	272.06
H76010-144x120-02	144"	120"	2	12' x 20'6"	12	486.94
H76010-144x120-03	144"	120"	3	12' x 30'9"	17	704.10
H76010-144x144-01	144"	144"	1	12' x 12'3"	9	314.21
H76010-144x144-02	144"	144"	2	12' x 24'6"	14	571.24
H76010-144x144-03	144"	144"	3	12' x 36'9"	20	830.55
H76025 BLACK NETTING: 4" SQUARE MESH, LOAD RATING 2500 LBS.						
H76025-48x96-01	48"	96"	1	4' x 8'3"	4	\$134.18
H76025-48x96-02	48"	96"	2	4' x 16'6"	6	248.89
H76025-48x96-03	48"	96"	3	4' x 24'9"	8	364.77
H76025-48x120-01	48"	120"	1	4' x 10'3"	5	162.13
H76025-48x120-02	48"	120"	2	4' x 20'6"	7	304.79
H76025-48x120-03	48"	120"	3	4' x 30'9"	10	448.62
H76025-48x144-01	48"	144"	1	4' x 12'3"	5	190.08
H76025-48x144-02	48"	144"	2	4' x 24'6"	8	360.69
H76025-48x144-03	48"	144"	3	4' x 36'9"	11	532.47
H76025-96x96-01	96"	96"	1	8' x 8'3"	6	230.03
H76025-96x96-02	96"	96"	2	8' x 16'6"	9	422.29
H76025-96x96-03	96"	96"	3	8' x 24'9"	13	615.72
H76025-96x120-01	96"	120"	1	8' x 10'3"	7	276.78
H76025-96x120-02	96"	120"	2	8' x 20'6"	11	515.79
H76025-96x120-03	96"	120"	3	8' x 30'9"	15	755.97
H76025-96x144-01	96"	144"	1	8' x 12'3"	8	323.53
H76025-96x144-02	96"	144"	2	8' x 24'6"	13	609.29
H76025-96x144-03	96"	144"	3	8' x 36'9"	18	896.22
H76025-120x96-01	120"	96"	1	10' x 8'3"	7	277.96
H76025-120x96-02	120"	96"	2	10' x 16'6"	11	508.99
H76025-120x96-03	120"	96"	3	10' x 24'9"	15	741.19
H76025-120x120-01	120"	120"	1	10' x 10'3"	8	334.11
H76025-120x120-02	120"	120"	2	10' x 20'6"	13	621.29
H76025-120x120-03	120"	120"	3	10' x 30'9"	18	909.64
H76025-120x144-01	120"	144"	1	10' x 12'3"	9	390.26
H76025-120x144-02	120"	144"	2	10' x 24'6"	15	733.59
H76025-120x144-03	120"	144"	3	10' x 36'9"	21	1,078.09
H76025-144x96-01	144"	96"	1	12' x 8'3"	8	325.88
H76025-144x96-02	144"	96"	2	12' x 16'6"	12	595.69
H76025-144x96-03	144"	96"	3	12' x 24'9"	17	866.67
H76025-144x120-01	144"	120"	1	12' x 10'3"	9	391.43
H76025-144x120-02	144"	120"	2	12' x 20'6"	15	726.79
H76025-144x120-03	144"	120"	3	12' x 30'9"	21	1,063.32
H76025-144x144-01	144"	144"	1	12' x 12'3"	10	456.98
H76025-144x144-02	144"	144"	2	12' x 24'6"	17	857.89
H76025-144x144-03	144"	144"	3	12' x 36'9"	24	1,259.97

Due to market volatility, pricing and lead time are subject to change. Please confirm both before ordering.

RACK DECKING

COMPLEX STEEL & WIRE
CORPORATION




Wire Rack Deck

Greatly improves the safety and efficiency of new and existing pallet rack installations. The high strength steel construction provides an excellent surface for varying size loads. Easily installed, it requires minimum maintenance and is much more durable than wood.


FOB Shipping Point.

The open mesh design has many unique features:


- **Unrestricted visibility** (especially useful for locating loads on upper and lower levels).
- **Dust and small debris do not accumulate on shelves.**
- **Unrestricted heating and cooling.**
- **Unrestricted light** providing a brighter and safer storage area.
- **Economic.**
- **Allows fire equipment to function more efficiently.**
(in many cases insurance cost may be substantially reduced)



SUPPORT CHANNELS



SQUARE CUT FOR
1-1/2 OR 1-5/8 STEP
BEAM



FLARED FOR NON STEP BEAM

2-1/2 x 4 MESH (OTHER MESH AVAILABLE).
SUPPORT CHANNEL LENGTH - FRAME DEPTH 3-3/4"
FITS MOST MAJOR RACK BRANDS

OTHER CAPACITIES AND SIZES AVAILABLE

Product No.	Size D x W STEP CHANNEL	Capacity (lbs.)	Wt. (lbs.)	Price Ea.
HCDS3646325430	36 x 46"	3000	16	\$39.80
HCDS3652325430	36 x 52"	3000	17.5	45.45
HCDS3659425430	36 x 59"	3000	21.5	49.35
HCDS4246325420	42 x 46"	2200	17.5	38.05
HCDS4246325425	42 x 46"	2500	19.5	38.25
HCDS4246425430	42 x 46"	3000	22.5	44.10
HCDS4252325425	42 x 52"	2500	21	41.95
HCDS4252425430	42 x 52"	3000	23.5	54.45
HCDS4259425430	42 x 59"	3000	25.5	58.35
HCDS4446325425	44 x 46"	2500	21.5	55.20
HCDS4452425425	44 x 52"	2500	26	62.90
HCDS4846325420	48 x 46"	2200	23.5	45.25
HCDS4846425425	48 x 46"	2500	27.5	49.95
HCDS4846525430	48 x 46"	3000	31	58.35
HCDS4852425425	48 x 52"	2500	28.5	56.55
HCDS4859425425	48 x 59"	2500	30.5	67.70

Product No.	Size D x W FLARED CHANNEL	Capacity (lbs.)	Wt. (lbs.)	Price Ea.
HCDF3646325425	36 x 46"	2500	21.5	\$46.05
HCDF3652325425	36 x 52"	2500	22.5	50.05
HCDF3659425425	36 x 59"	2500	29.5	66.30
HCDF4246325425	42 x 46"	2500	25	52.65
HCDF4246425430	42 x 46"	3000	30	64.20
HCDF4252325425	42 x 52"	2500	26.5	58.50
HCDF4259425425	42 x 59"	2500	33	71.50
HCDF4846325425	48 x 46"	2500	28.5	58.70
HCDF4852425425	48 x 52"	2500	35	73.45
HCDF4859425425	48 x 59"	2500	37	78.50

\$100 MINIMUM ORDER
STEEL SURCHARGES MAY APPLY
FOB SHIPPING POINT.

** OVER 100 PCS - CALL FOR ADDITIONAL DISCOUNTS **


Steel surcharge may apply.

Pallet Rack Guarding

Pallet Rack Guarding help prevent loose items from falling from racks without hampering sprinkler effectiveness, visibility and air flow. FOB Shipping Point. Heavy welded wire mesh with a steel angle FRAME construction. Attaching brackets range from FLUSH fit to 12" STAND OFF and are priced separately (bolts included), 4 required for each panel.

PALLET RACK GUARDING									
Width	Product No.	Wt. (lbs.)	Price Ea.	Product No.	Wt. (lbs.)	Price Ea.	Product No.	Wt. (lbs.)	Price Ea.
5' HEIGHT				4' HEIGHT			3' HEIGHT		
10'	HPRG-10X5	75	\$346.50	HPRG-10X4	62	\$315.00	HPRG-10X3	52	\$273.00
9'	HPRG-9X5	67	331.80	HPRG-9X4	57	294.00	HPRG-9X3	49	252.00
8'	HPRG-8X5	61	304.50	HPRG-8X4	52	273.00	HPRG-8X3	45	220.50
4'	HPRG-4X5	32	218.40	HPRG-4X4	27	172.20	HPRG-4X3	23	147.00

Crating plus packaging charge will apply - call for pricing.



BRACKETS			
Product No.	Size	Wt. (lbs.)	Price Ea.
HPRGB-1-14	1 1/4"	0.6	\$10.10
HPRGB-4	4"	1	10.30
HPRGB-6	6"	1.4	10.50
HPRGB-8	8"	1.6	11.15
HPRGB-12	12"	2.4	12.40



PALLET RACK FRAME REPAIR KITS AND FULLY INTEGRATED ABUSE RESISTANT FRAMES



PALLET RACK AVENGER KITS • VIRTUALLY INDESTRUCTIBLE! Don't replace your damaged pallet rack frames - make them stronger!

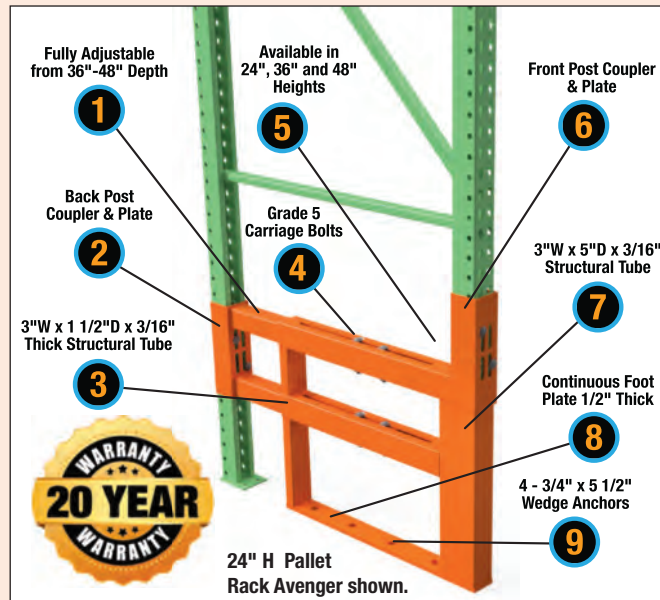
With the easy-to-install Pallet Rack Avenger Kits.

FREE Replacement Kit* - FREE Installation* - FREE Freight*

Pallet Rack Avenger Unique Benefits:

- 20 year warranty against forklift impact damage
- Retrofits to almost any kind of rack
- Installation takes 30-45 minutes in most cases
- Prevents potential rack collapse due to forklift impact
- There is no need to unload the pallets from the rack to be repaired
- Engineered to withstand impacts equal to 14,000 lbs at 14 mph.

THE LAST REPAIR YOU WILL EVER NEED!



BEFORE



36" H Pallet Rack Avenger shown.

AFTER

*If you install the RACK AVENGER KITS following our directions and specs and you damage it, we will replace the damaged kit for free along with the shipping and labor.



PALLET RACK AVENGER KIT SIZES

Pallet Rack Avenger	Description and Size	Color	Weight (lbs)	Price
H23RANWADJ243648BA	Pallet Rack Avenger 24" H Adjustable for 36" - 48" Depth Upright, Bolt-on	Orange	113	\$ 449.95
H23RANWADJ363648BA	Pallet Rack Avenger 36" H Adjustable for 36" - 48" Depth Upright, Bolt-on	Orange	136	\$ 539.95
H23RANWADJ483648BA	Pallet Rack Avenger 48" H Adjustable for 36" - 48" Depth Upright, Bolt-on	Orange	163	\$ 629.95

FOR OTHER SIZES, OFFSET POST AND DOUBLE ENTRY CONFIGURATIONS, CONTACT YOUR REPRESENTATIVE

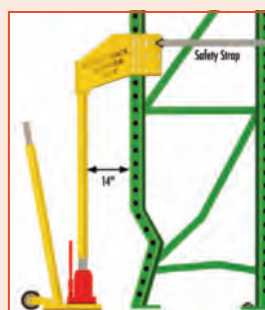

F.O.B. Shipping Point • Steel Surcharge May Apply

COMPLETE FRAMES WITH INTEGRATED PALLET RACK AVENGER KIT

Product #	Description	Color	Weight (lbs)	Price
H23UNWTD4214412433B	Upright Frame 42" D x 144" H 3x3" w/Rack Avenger 24" H	Blue	184	\$ 510.95
H23UNWTD4219212433B	Upright Frame 42" D x 192" H 3x3" w/Rack Avenger 24" H	Blue	220	\$ 565.95
H23UNWTD4224012433B	Upright Frame 42" D x 240" H 3x3" w/Rack Avenger 24" H	Blue	263	\$ 615.95

FOR OTHER SIZES, OFFSET POST AND DOUBLE ENTRY CONFIGURATIONS, CONTACT YOUR REPRESENTATIVE

F.O.B. Shipping Point • Steel Surcharge May Apply



PALLET RACK AVENGER LIFT HYDRAULIC JACK

For ease of installation, our Pallet Rack Avenger Lift hydraulic jack makes it safe, fast and easy.

Model: H23RRRACKJACK

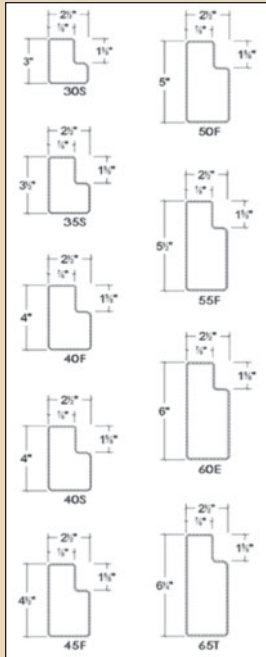
\$ 7,195.95 Ea.

PALLET RACKS

SPACE + USA

Space Plus USA Pallet Racks


Space Plus USA's Selective Pallet Rack Systems offer the ability to access each pallet and SKU directly. The design and layout can be engineered to meet any volume, weight or size requirement. Due to its versatility, Selective Pallet Rack design is the most commonly used approach to planning warehouses. FOB Shipping Point.



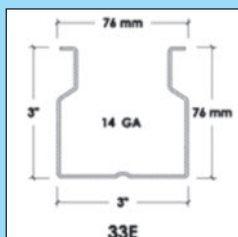
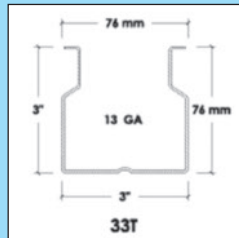
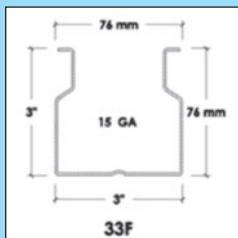
STEP PALLET RACK BEAMS					
Product No.	Color	Size L x H	Cap. (lbs.)	Wt. (lbs.)	Price Ea.
HPRS-BM048X30S	Orange	48 x 3"	7,100	10.75	\$17.07
HPRS-BM060X30S	Orange	60 x 3"	4,169	12.59	20.55
HPRS-BM072X30S	Orange	72 x 3"	3,150	14.94	24.07
HPRS-BM096X35S	Orange	96 x 3 1/2"	2,628	21.41	33.69
HPRS-BM096X40S	Orange	96 x 4"	3,973	22.40	35.87
HPRS-BM096X45F	Orange	96 x 4 1/2"	5,686	26.77	43.57
HPRS-BM096X50F	Orange	96 x 5"	7,215	29.35	46.46
HPRS-BM108X40F	Orange	108 x 4"	3,700	25.19	45.37
HPRS-BM108X50F	Orange	108 x 5"	5,568	32.63	51.90
HPRS-BM120X50F	Orange	120 x 5"	4,606	35.90	57.33
HPRS-BM144X50F	Orange	144 x 5"	3,193	42.46	68.22
HPRS-BM144X60E	Orange	144 x 6"	5,710	53.25	86.66



Product No.	Description	Color	Size	Cap. (lbs.)	Wt. (lbs.)	Price Ea.
STEP WIREDECK						
HPRS-WD24X46	With 3 channels 24" x 46"	Galvanized	24"D x 46"W	2,200	9.21	\$23.41
HPRS-WD36X46	With 3 channels 36" x 46"	Galvanized	36"D x 46"W	2,200	13.97	30.80
HPRS-WD42X46	With 3 channels 42" x 46"	Galvanized	42"D x 46"W	2,200	16.20	26.00
HPRS-WD48X46	With 3 channels 48" x 46"	Galvanized	48"D x 46"W	2,200	18.06	28.07
CROSS BAR SUPPORT						
HPRS-CB-42	Cross bar 42"	Galvanized	42"D x 2"W	-	5.5	10.97
HPRS-CB-48	Cross bar 48"	Galvanized	48"D x 2"W	-	6.5	12.15
ROW SPACERS						
HPRS-RS-06	Row Spacer 6"	Green	6"	-	1	4.28
HPRS-RS-09	Row Spacer 9"	Green	9"	-	1.3	5.52
HPRS-RS-12	Row Spacer 12"	Green	12"	-	1.6	5.89
HPRS-RS-18	Row Spacer 18"	Green	18"	-	2.3	8.13
WALL TIES						
HPRS-WT-06	Wall Tie 6"	Green	6"	-	1.46	4.65
HPRS-WT-09	Wall Tie 9"	Green	9"	-	1.75	4.91
HPRS-WT-12	Wall Tie 12"	Green	12"	-	2.1	5.55
POST PROTECTORS						
HPRS-PP-12	Post Protector 12"	Yellow	12"	-	7.83	19.57
FOOT PLATES AND ACCESSORIES						
HPRS-FPGLV	Standard Foot Plate	Galvanized	STANDARD	-	1	3.07
HPRS-FBS	Seismic Foot Plate	Green	SEISMIC	-	2	17.83
HPRS-FPSM	Shim	Galvanized	-	-	0.4	1.20
HPRS-ANC	Anchor Wedge	Galvanized	-	-	-	1.40



33 Frame



PALLET RACK FRAME TEAR DROP MOD 33 (3" x 3")						
Product No.	Color	Size L x H	Cap. (lbs.)	Wt. (lbs.)	Price Assembled	Price KD
HPRS-FR192X24-33E	Green	24 x 192"	22,000	98.25	\$172.05	\$166.32
HPRS-FR216X24-33E	Green	24 x 216"	22,000	109.81	192.37	185.97
HPRS-FR240X24-33E	Green	24 x 240"	22,000	129.04	209.98	202.65
HPRS-FR192X36-33E	Green	36 x 192"	22,000	104.11	181.80	176.06
HPRS-FR216X36-33E	Green	36 x 216"	22,000	116.22	203.03	196.63
HPRS-FR240X36-33E	Green	36 x 240"	22,000	135.08	221.57	214.23
HPRS-FR192X42-33E	Green	42 x 192"	22,000	107.31	186.99	181.26
HPRS-FR216X42-33E	Green	42 x 216"	22,000	119.73	208.73	202.33
HPRS-FR240X42-33E	Green	42 x 240"	22,000	139.10	227.76	220.43
HPRS-FR288X42-33T	Green	42 x 288"	26,620	182.03	305.65	296.32
HPRS-FR192X48-33E	Green	48 x 192"	22,000	110.62	192.41	186.68
HPRS-FR216X48-33E	Green	48 x 216"	22,000	123.36	214.68	208.28
HPRS-FR240X48-33E	Green	48 x 240"	22,000	143.27	234.25	226.92
HPRS-FR288X48-33T	Green	48 x 288"	26,620	185.27	313.20	303.87

\$1000 Minimum Order on page

PALLET RACK

Pallet Rack Starter and Add-On Units

To help take the hassle out of ordering Pallet Rack please select a starter or add-on unit.

Each unit is available as either 96" height or 144" height. 96" height units have two beam levels. 144" height units have three beam levels. Capacities vary based on beam width and largest beam spacing. Units are available in 42" or 48" depth.

- **FOB Shipping Point.**
- **Surcharge may apply.**



Clear Span	Capacity per pair (lbs.)	Beam-Face Height
96"	5,200	4.1"
108"	6,320	4.65"
120"	6,140	5"
120"	8,920	6"
144"	9,370	6.5"



Level	Size			STARTERS			ADD-ONS			Decking
	Height	Depth	Width	Product No.	Wt. (lbs.)	Price Ea.	Product No.	Wt. (lbs.)	Price Ea.	
2	96"	42"	96"	H97SFB096042096	228	\$658.53	H97AFB096042096	177	\$478.96	Front-to-Back Supports
			108"	H97SFB108042096	271	\$703.21	H97AFB108042096	220	\$522.91	
			120"	H97SFB120042096	296	\$763.24	H97AFB120042096	246	\$581.96	
			144"	H97SFB144042096	353	\$853.73	H97AFB144042096	302	\$670.99	
			96"	H97SWD096042096	331	\$834.01	H97AWD096042096	280	\$651.59	Wire Deck
			108"	H97SWD108042096	383	\$893.29	H97AWD108042096	332	\$709.91	
			120"	H97SWD120042096	395	\$907.20	H97AWD120042096	344	\$723.59	
			144"	H97SWD144042096	507	\$1,116.96	H97AWD144042096	456	\$929.95	
		48"	96"	H97SFB096048096	233	\$681.04	H97AFB096048096	180	\$494.33	Front-to-Back Supports
			108"	H97SFB108048096	276	\$725.72	H97AFB108048096	223	\$538.29	
			120"	H97SFB120048096	302	\$790.12	H97AFB120048096	248	\$601.64	
			144"	H97SFB144048096	358	\$880.61	H97AFB144048096	305	\$690.67	
			96"	H97SWD096048096	353	\$885.83	H97AWD096048096	299	\$695.79	Wire Deck
			108"	H97SWD108048096	392	\$910.83	H97AWD108048096	339	\$720.39	
			120"	H97SWD120048096	417	\$988.04	H97AWD120048096	364	\$796.33	
			144"	H97SWD144048096	537	\$1,187.79	H97AWD144048096	484	\$992.84	
3	144"	42"	96"	H97SFB096042144	339	\$960.84	H97AFB096042144	264	\$705.19	Front-to-Back Supports
			108"	H97SFB108042144	403	\$1,027.87	H97AFB108042144	328	\$771.11	
			120"	H97SFB120042144	442	\$1,117.91	H97AFB120042144	367	\$859.69	
			144"	H97SFB144042144	476	\$1,253.65	H97AFB144042144	401	\$993.23	
			96"	H97SWD096042144	493	\$1,224.07	H97AWD096042144	418	\$964.13	Wire Deck
			108"	H97SWD108042144	572	\$1,313.00	H97AWD108042144	497	\$1,051.61	
			120"	H97SWD120042144	590	\$1,333.85	H97AWD120042144	515	\$1,072.12	
			144"	H97SWD144042144	758	\$1,648.49	H97AWD144042144	683	\$1,381.65	
		48"	96"	H97SFB096048144	346	\$986.20	H97AFB096048144	268	\$724.11	Front-to-Back Supports
			108"	H97SFB108048144	410	\$1,053.21	H97AFB108048144	332	\$790.04	
			120"	H97SFB120048144	448	\$1,149.81	H97AFB120048144	371	\$885.07	
			144"	H97SFB144048144	533	\$1,285.56	H97AFB144048144	455	\$1,018.60	
			96"	H97SWD096048144	525	\$1,293.36	H97AWD096048144	525	\$1,026.28	Wire Deck
			108"	H97SWD108048144	584	\$1,330.88	H97AWD108048144	507	\$1,063.17	
			120"	H97SWD120048144	622	\$1,446.68	H97AWD120048144	544	\$1,177.11	
			144"	H97SWD144048144	802	\$1,746.31	H97AWD144048144	724	\$1,471.87	

Starters include two uprights, Add-ons include one upright.

PALLET RACKS



Tri-Boro Pallet Rack Features:

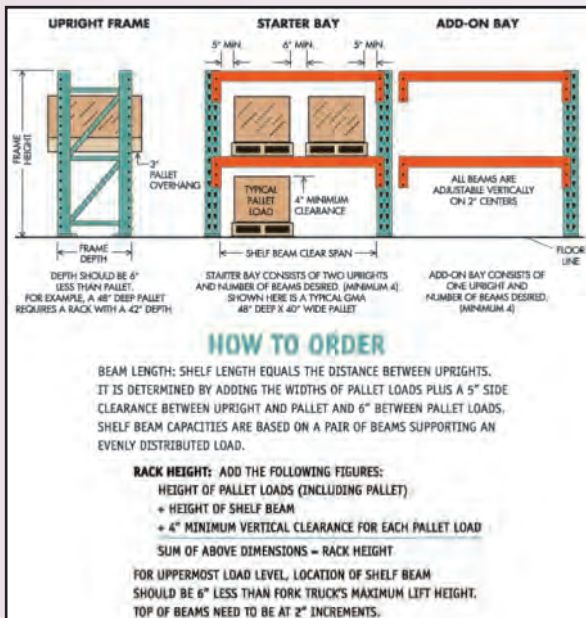
- Single Rib column design and return bends on all frame members add to strength and rigidity.
- Interchanges with most "Tear Drop" style pallet racks. One-piece tube seamed step beams have no exposed welds, which can cause pallet hangs-ups. Self-engaging integral beam connector safety locks are factory installed and replaceable. Powder coat baked finish is durable and scratch resistant. Frames are Vista Green in color and Beams are Signal Orange in color. FOB Shipping Point.

ROLL-FORMED FRAME PART NUMBER (EXAMPLE: 3" x 2 1/2" x 42" x 192")			
F	20	42	192
ROLL-FORMED FRAME	CAPACITY MODEL	DEPTH IN INCHES	HEIGHT IN INCHES

ROLL-FORMED STEP BEAM PART NUMBER (EXAMPLE: 4 1/8" x 96")		
SB	4125	96
ROLL-FORMED STEP BEAM	HEIGHT IN INCHES	LENGTH IN INCHES

**POWDER
COATED
TOUGH™**


**Plus applicable
steel
surcharge on
entire page.**



TRI-BORO FRAMES					
Product No.	Frame Column W x D	Size D x H	Cap. (lbs.)	Wt. (lbs.)	Price Ea.
24" DEEP FRAMES @ 48" SPACING CAP.					
HF142496	3 x 1 1/8"	24 x 96"	15,220	36	\$34.70
HF1424120	3 x 1 1/8"	24 x 120"	15,220	46	44.20
HF1424144	3 x 1 1/8"	24 x 144"	15,220	55	50.00
36" DEEP FRAMES @ 48" SPACING CAP.					
HF143696	3 x 1 1/8"	36 x 96"	15,220	39	37.55
HF1436120	3 x 1 1/8"	36 x 120"	15,220	50	48.00
HF1436144	3 x 1 1/8"	36 x 144"	15,220	59	53.60
HF2036144	3 x 2 1/2"	36 x 144"	21,149	73	64.74
HF2036168	3 x 2 1/2"	36 x 168"	21,149	85	75.30
HF2036192	3 x 2 1/2"	36 x 192"	21,149	97	85.86
42" DEEP FRAMES @ 48" SPACING CAP.					
HF144296	3 x 1 1/8"	42 x 96"	15,220	41	39.45
HF1442120	3 x 1 1/8"	42 x 120"	15,220	51	48.95
HF1442144	3 x 1 1/8"	42 x 144"	15,220	61	55.40
HF2042144	3 x 2 1/2"	42 x 144"	21,149	74	65.62
HF2042168	3 x 2 1/2"	42 x 168"	21,149	87	77.06
HF2042192	3 x 2 1/2"	42 x 192"	21,149	99	87.62
HF2542192	3 x 3"	42 x 192"	23,000	108	93.38
HF2542240	3 x 3"	42 x 240"	23,000	129	111.44
HF3042192	3 x 3"	42 x 192"	27,500	122	105.42
HF3042240	3 x 3"	42 x 240"	27,500	152	131.22
48" DEEP FRAMES @ 48" SPACING CAP.					
HF144896	3 x 1 1/8"	48 x 96"	15,220	42	40.40
HF1448120	3 x 1 1/8"	48 x 120"	15,220	53	50.85
HF1448144	3 x 1 1/8"	48 x 144"	15,220	63	57.20
HF2048144	3 x 2 1/2"	48 x 144"	21,149	77	68.26
HF2048168	3 x 2 1/2"	48 x 168"	21,149	90	79.70
HF2048192	3 x 2 1/2"	48 x 192"	21,149	103	91.14
HF2548192	3 x 3"	48 x 192"	23,000	111	98.18
HF2548240	3 x 3"	48 x 240"	23,000	132	125.90
HF3048192	3 x 3"	48 x 192"	27,500	125	113.00
HF3048240	3 x 3"	48 x 240"	27,500	156	148.70

1 1/2" STEP BEAM				
Product No.	Size W x L	Cap. (lbs.) Per Pair	Wt. (lbs.)	Price Ea.
HSB250048	2 1/2 x 48"	4,066	9	\$9.58
HSB250096	2 1/2 x 96"	1,735	17	16.35
HSB350048	3 1/2 x 48"	6,910	12	13.83
HSB350060	3 1/2 x 60"	5,612	14	16.11
HSB350072	3 1/2 x 72"	4,743	17	18.39
HSB350096	3 1/2 x 96"	3,483	21	22.86
HSB412548	4 1/8 x 48"	8,775	13	14.88
HSB412596	4 1/8 x 96"	5,028	23	24.85
HSB4125108	4 1/8 x 108"	4,011	26	27.42
HSB512596	5 1/8 x 96"	7,596	28	29.60
HSB5125108	5 1/8 x 108"	6,788	32	33.24
HSB5125120	5 1/8 x 120"	5,887	35	35.87
HSB5125144	5 1/8 x 144"	4,120	42	42.05
HSB6000120	6 x 120"	8,512	46	45.94
HSB6000144	6 x 144"	6,511	54	54.21

ACCESSORIES			
Product No.	Description	Wt. (lbs.)	Price Ea.
HRS6	Row Spacer 6"	2	\$2.10
HRS8	Row Spacer 8"	2	2.80
HRS10	Row Spacer 10"	3	3.15
HRS12	Row Spacer 12"	3	3.50
HWS6	Wall Spacer 6"	2	2.25
HWS12	Wall Spacer 12"	3	3.75
HDH3834	Hdwr Row Spacer 3/8" x 3/4" N & B, 48pcs	5	6.00
HFSB36	Flanged Safety Bar 36"	5	3.20
HFSB42	Flanged Safety Bar 42"	6	3.84
HFSB48	Flanged Safety Bar 48"	7	4.48
HSHM	Pallet Rack Upright Footplate Shim	1	0.50
HWAB	Wedge Anchor Bolt, 1/2" x 3 3/4" 1 unit	1	1.25



GALVANIZED CANTILEVER RACKS



DESIGNED TO WORK IN HARSH ENVIRONMENTS

Cantilever racking is the perfect storage solution for long, bulky and oversized loads like timber, pipes, furniture, boats and virtually anything. Very easy to install and reconfigure, cantilever racks offer no vertical obstruction. Highly resistant to rust, ideal for outdoors, freezer and cooler applications. FOB Shipping Point.

Advantages of Red Steel Cantilever Racks

- ☒ Safe, strong & durable.
- ☒ Ideal for storing plywood, pipes, lumber, bars, boats, poles, steel sheets or virtually any load.
- ☒ Front is completely open with no vertical obstruction, allowing easy loading /unloading.
- ☒ Single or Double sided.
- ☒ Adjustable arms every 4 inches.
- ☒ Constructed with structural steel I-beams.
- ☒ Hot dipped galvanized coating for outdoor, cooler & freezer applications.

**HUGE INVENTORY
IN STOCK &
READY TO SHIP!**



Advantages of Hot Dipped Galvanized Coating

Highly resistant to rust.

Perfect for outdoors, coolers, freezers and chemical applications.

Long life expectancy.

Outstanding resistance to mechanical damage.

Less maintenance required.

Lowest long term cost.




Also available in high-quality Powder Coated Finish

Components

1. Column
2. Arms
3. Cross Bracing
4. Horizontal Bracing
5. Base

Safety pins can be added on arms for extra safety.



Column Capacities

Description		Capacity per side (lbs.)
8 FT Cantilever Structural Tower	IPE 240	12,500
12 FT Cantilever Structural Tower	IPE 240	12,500
16 FT Cantilever Structural Tower	IPE 240	12,500
20 FT Cantilever Structural Tower	IPE 240	12,500

Arm Capacities

Description		Cap. (lbs.)
36" x 3" Cantilever Structural Arm	IPE 100	2,100
36" x 4" Cantilever Structural Arm	IPE 120	3,480
48" x 3" Cantilever Structural Arm	IPE 100	1,570
48" x 4" Cantilever Structural Arm	IPE 120	2,600
48" x 5" Cantilever Structural Arm	IPE 140	3,280
54" x 4" Cantilever Structural Arm	IPE 120	2,310

GALVANIZED PALLET RACKS



THE BEST STORAGE SOLUTION FOR WAREHOUSES WITH PALLETIZED PRODUCTS

Red Steel selective pallet racks can be configured for a variety of uses and product sizes. This solution provides the ability to store a high amount of inventory and allows you to take advantage of the vertical space of your facility. Available in powder coating or hot dipped galvanized for harsh conditions! FOB Shipping Point.

Advantages of Selective Pallet Racks

- ☞ Highly versatile.
- ☞ Adaptable to any product volume, height or size.
- ☞ Low cost per pallet position.
- ☞ Offers direct access to each pallet (FIFO).
- ☞ Simple stock management.
- ☞ Long term durability.
- ☞ Maximize storage space vertically.

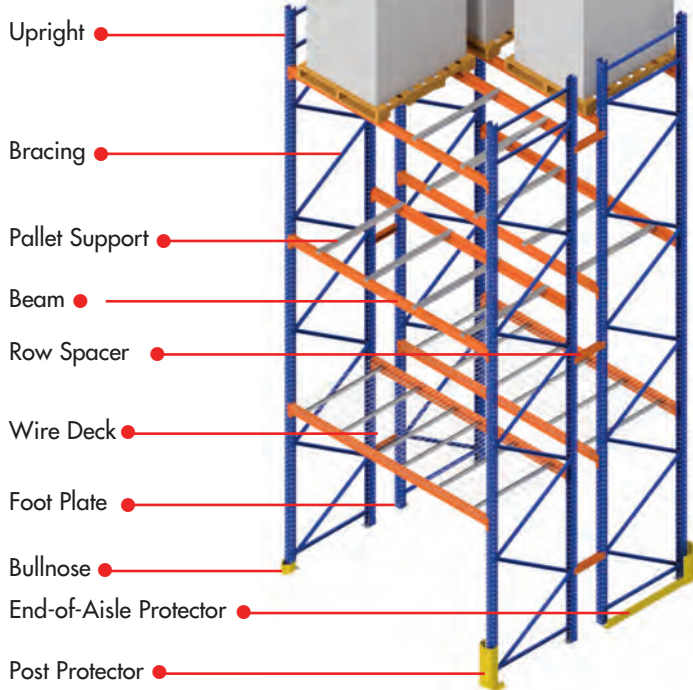


Hot-Dipped Galvanized Coating

- Designed to work in harsh environments.
- Highly resistant to rust for outdoors, coolers or freezer applications.
- Long-life.
- Corrosion free!

Also Available in High-Quality Powder Coated Finish

Components



Teardrop Frame Capacity Chart

Beam Spacing	Bolted Frame (lbs.)			
	3" x 3" x 15ga.	3" x 3" x 14ga.	3" x 3" x 13ga.	3" x 3" x 12ga.
36"	17.600	23.980	28.380	30.580
42"	17.600	22.880	27.280	29.480
48"	17.600	21.780	26.180	28.380
54"	16.610	20.680	25.080	27.280
60"	15.620	19.580	23.980	26.180
66"	14.630	18.480	22.880	25.080
72"	13.640	17.380	21.780	23.980
78"	12.540	16.280	20.680	22.880
84"	11.440	15.180	19.580	21.780
90"	10.340	14.080	18.480	20.680
96"	9.240	12.980	17.380	19.580

Step Beam Loading Capacity Chart

Loading Table				
Beam Length	Description	Capacity (lbs.)	Gauge	Weight (lbs.)
48"	48" x 3.5"	7.000	16	11.66
60"	60" x 4.0"	7.000	16	15.12
84"	84" x 3.5"	3.775	16	18.96
Beam	96" x 3.0"	1.986	16	19.77
	96" x 3.5"	2.890	16	21.40
	96" x 4.0"	4.027	16	23.03
	96" x 4.5"	5.216	16	24.65
	96" x 5.0"	6.254	16	26.28
	96" x 5.0"	9.176	14	35.50
108"	108" x 5.0"	6.270	15	32.99
120"	120" x 5.5"	6.565	15	39.41
144"	144" x 6.0"	6.337	14	55.08

Ask about our rack protection equipment



INDUSTRIAL PALLET RACKS

Unirak Frames

- Designed for maximum efficiency in warehouse or distribution operations.
- Interchanges with most "Tear Drop" style racks.



Call for the "best" price lead-time combination. NEW - Robotic Endplate welding.



\$500 minimum and Steel Surcharges may apply.

Unirak Storage Systems provide cost-effective solutions for high-capacity storage needs. Upright frames are constructed in a one piece fully mig-welded design, not bolted together. Beams are adjustable vertically in 2" increments from 8" off the floor to any height on the upright. Unirak features a hi-gloss powder coat finish for excellent visibility and abrasion resistance. Upright frames standard color is Green. Other sizes and colors are available -- call for details. Complies with RMI guidelines for rated capacities and safety factors. Custom racks of nearly infinite height/depth/length combinations are available -- call for more information. FOB Shipping Point.

UNIRAK FRAMES				
Product No.	Cap.* (lbs.)	Size W x H	Wt. (lbs.)	Price Ea.
HUFL18-96-24	16,000 (3 x 1 1/2" Column)	24 x 96"	42	\$116.93
HUFL18-120-24	16,000 (3 x 1 1/2" Column)	24 x 120"	50	138.00
HUFL18-144-24	16,000 (3 x 1 1/2" Column)	24 x 144"	61	168.25
HUFL18-96-36	16,000 (3 x 1 1/2" Column)	36 x 96"	45	122.28
HUFH29-96-36	16,000 (3 x 1 1/2" Column)	36 x 96"	56	147.97
HUFL18-120-36	16,000 (3 x 1 1/2" Column)	36 x 120"	54	146.02
HUFH29-120-36	21,200 (3 x 3" Column)	36 x 120"	67	178.00
HUFL18-144-36	16,000 (3 x 1 1/2" Column)	36 x 144"	66	179.65
HUFH29-144-36	21,200 (3 x 3" Column)	36 x 144"	82	217.96
HUFL18-192-36	16,000 (3 x 1 1/2" Column)	36 x 192"	87	237.04
HUFH29-192-36	21,200 (3 x 3" Column)	36 x 192"	109	288.67
HUFL18-96-42	16,000 (3 x 1 1/2" Column)	42 x 96"	47	126.41
HUFH29-96-42	21,200 (3 x 3" Column)	42 x 96"	58	153.06
HUFL18-120-42	16,000 (3 x 1 1/2" Column)	42 x 120"	56	148.45
HUFH29-120-42	21,200 (3 x 3" Column)	42 x 120"	69	181.16
HUFL18-144-42	16,000 (3 x 1 1/2" Column)	42 x 144"	69	183.80
HUFH29-144-42	21,200 (3 x 3" Column)	42 x 144"	85	221.16
HUFL18-192-42	16,000 (3 x 1 1/2" Column)	42 x 192"	91	201.81
HUFH29-192-42	21,200 (3 x 3" Column)	42 x 192"	112	292.58
HUFH29-240-42	21,200 (3 x 3" Column)	42 x 240"	135	350.86
HUFH30-240-42	32,900 (3 x 3" Column)	42 x 240"	153	394.39
HUFL18-96-48	16,000 (3 x 1 1/2" Column)	48 x 96"	49	130.53
HUFH29-96-48	21,200 (3 x 3" Column)	48 x 96"	60	155.70
HUFL18-120-48	16,000 (3 x 1 1/2" Column)	48 x 120"	58	153.55
HUFH29-120-48	21,200 (3 x 3" Column)	48 x 120"	71	184.80
HUFL18-144-48	16,000 (3 x 1 1/2" Column)	48 x 144"	72	191.32
HUFH29-144-48	21,200 (3 x 3" Column)	48 x 144"	88	228.66
HUFL18-192-48	16,000 (3 x 1 1/2" Column)	48 x 192"	94	251.36
HUFH29-192-48	21,200 (3 x 3" Column)	48 x 192"	115	300.80
HUFH29-240-48	21,200 (3 x 3" Column)	48 x 240"	138	359.15

*Based on 48" shelf spacing.



Unirak Beams

- Features a Hi-Gloss Powder Coat Finish for excellent visibility and abrasion resistance.
- Interchanges with most "Tear Drop" style racks.
- Wire mesh decks available - call for details.

Beams feature at least three rivet studs for maximum holding power. A no tools required spring loaded REMOVABLE safety clip is included on every beam endplate. Beam re-location is painless in the event your slotting requirements change. Beams are adjustable vertically in 2" increments from 8" off the floor to any height on the upright. Unirak Beams are hi-gloss powder coat Orange finish. Other sizes and colors are available -- call for details. FOB Shipping Point.

UNIRAK BEAMS				
Product No.	Cap. Per Pair (lbs.)	Length	Wt. (lbs.)	Price Ea.
HSB250-48	4,205	48"	12	\$34.06
HSB250-72	2,675	72"	17	49.00
HSB250-96	1,505	96"	22	54.70
HSB350-48	7,000	48"	14	42.10
HSB350-72	4,655	72"	20	53.76
HSB350-96	3,385	96"	26	62.28
HSB350-144	1,505	144"	38	93.30
HSB418-72	6,025	72"	22	61.97
HSB418-96	5,005	96"	29	69.80
HSB418-108	4,025	108"	32	77.80
HSB418-120	3,260	120"	35	85.54
HSB418-144	2,265	144"	41	100.32
HSB518-96	7,080	96"	33	79.98
HSB518-108	6,280	108"	36	88.68
HSB518-120	5,645	120"	40	98.39
HSB518-144	3,920	144"	48	115.85
HSB600-96	9,135	96"	36	87.73
HSB600-108	8,110	108"	40	97.91
HSB600-120	7,285	120"	45	106.07
HSB600-144	5,875	144"	53	123.72

STORAGE RACKS


Roll-Out Shelf Rack

- 100% shelf extension for convenient loading and unloading.

Available in three heights and three shelf sizes. Each shelf handles 2000 lbs. Structural 3" channel frame is punched to permit 2" vertical adjustability of shelves. Gray enamel finish. Ships knocked down for freight savings. FOB Shipping Point.

STARTER UNITS				ROLL-OUT SHELF RACK			ADD-ON UNITS		
Product No.	Shelf Width*	Overall Depth	Overall Height	No. Shelves	Wt. (lbs.)	Price Ea.	Product No.	Wt. (lbs.)	Price Ea.
HRSR335-3	36"	36"	62"	3	918	\$4,609.64	HRSR335-3A	850	\$4,230.00
HRSR435-3	48"	36"	62"	3	1044	4,947.56	HRSR435-3A	975	4,567.93
HRSR445-3	48"	48"	62"	3	1227	5,605.89	HRSR445-3A	1153	5,187.60
HRSR336-3	36"	36"	72"	3	936	4,575.80	HRSR336-3A	859	4,212.31
HRSR436-3	48"	36"	72"	3	1061	4,914.20	HRSR436-3A	984	4,550.70
HRSR446-3	48"	48"	72"	3	1244	5,580.83	HRSR446-3A	1162	5,174.54
HRSR337-4	36"	36"	85"	4	1170	5,679.60	HRSR337-4A	1083	5,301.10
HRSR437-4	48"	36"	85"	4	1332	6,114.11	HRSR437-4A	1244	5,735.60
HRSR447-4	48"	48"	85"	4	1526	6,945.50	HRSR447-4A	1470	6,522.86

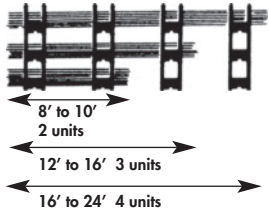
*Add 8" to shelf width for overall width of Starter Units. Add 4" to shelf width for Add-On Units overall width.



HRSR337-4


HOW TO SELECT

1. Determine modular capacity from tables.
2. Determine length of material to be stored and select number of units required from sketch.
3. Determine storage volume dimensions and module quantities and order from table.



Additions are inexpensive and easy to make...**NO TOOLS REQUIRED.**

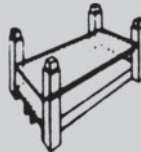
Steel surcharge may apply.



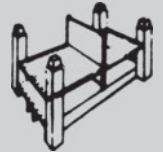
Product No.	No. of Sections	Cap. (lbs.)	Overall Size L x W x H	Wt. (lbs.)	Price Ea.
HSSR-1	1	2500	16 x 12 x 13"	17	\$120.67
HSSR-2	1	3750	19 x 14 x 17"	29	139.89
HSSR-3	1	5600	22 x 15 x 20"	35	188.50
HSSR-4	1	7500	26 x 16 x 23"	53	201.03
HSSM-1-2	2	2500/section	30 x 12 x 13"	32	196.29
HSSM-1-3	3	2500/section	44 x 12 x 13"	44	264.00
HSSM-1-4	4	2500/section	58 x 12 x 13"	55	329.41
HSSM-1-5	5	2500/section	72 x 12 x 13"	66	382.33
HSSM-2-2	2	3750/section	36 x 14 x 17"	54	229.24
HSSM-2-3	3	3750/section	53 x 14 x 17"	73	302.67
HSSM-2-4	4	3750/section	70 x 14 x 17"	97	383.74
HSSM-2-5	5	3750/section	87 x 14 x 17"	116	453.16
HSSM-3-2	2	5600/section	42 x 15 x 20"	62	293.84
HSSM-3-3	3	5600/section	62 x 15 x 20"	86	398.79
HSSM-3-4	4	5600/section	82 x 15 x 20"	111	480.00
HSSM-3-5	5	5600/section	102 x 15 x 20"	135	576.50
HSSM-4-2	2	7500/section	50 x 16 x 23"	90	331.90
HSSM-4-3	3	7500/section	74 x 16 x 23"	126	437.16
HSSM-4-4	4	7500/section	98 x 16 x 23"	185	548.80
HSSM-4-5	5	7500/section	122 x 16 x 23"	200	662.00

Shelves and 4-way dividers available, prices on request.

SHELF divides full capacity into 2 sections



4-WAY DIVIDER divides full capacity into 4 sections



Steel Stacks

- Low-cost storage of pipes, bars, tubing, etc.
- Stacks can be easily shifted or changed as your requirements change.

Additions are inexpensive and easy to make...no tools required. Perfect for storage of those awkward items that don't store well on standard shelving. All-welded steel construction stands up to rough industrial abuse. Capacities up to 7500 lbs. FOB Shipping Point.

U-Racks

- Modular, low cost storage of bar and pipe stock.

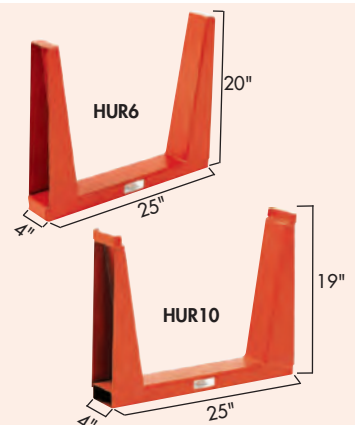
Solve your bar and pipe storage problems with portable U-Racks. Stacking is easy with interlocking steel frames. Racks can be stacked up to 4 high. Features double welded construction. Orange enamel finish. FOB Shipping Point.

Product No.	Cap. (lbs.) Ea.	Stacking Cap. (lbs.)	Wt. (lbs.)	Price Ea.
HUR6	3000	6000	23	\$122.76
HUR10	5000	10000	27	152.77

*Can be stacked up to 4 units high. The HUR6 and HUR10 are not interstackable.



HUR10 Stacked Two High Using Three Columns



BAR STORAGE RACKS

Series 1000 & Series 2000 Medium-Duty Cantilever Racks

- The perfect storage system for bars, pipes, tubes, lumber, etc.
- Sturdy and stable, these heavy-duty racks are built for years of rough use.

Installation is quick and easy. Convenient uprights facilitate manual loading and unloading and open base design affords easy forklift accessibility. Arms are adjustable on 3" centers up or down the full length of uprights. FOB Shipping Point.



SERIES 1000



SERIES 2000

SERIES 2000 BRACES FOR 8' UPRIGHTS - SET OF TWO			
Product No.	Length	Wt. (lbs.)	Price Ea.
H22B24	23"	21	\$69.67
H22B36	35"	28	84.01
H22B42	41"	31	89.96
H22B48	47"	35	97.24
H22B60	59"	42	115.61
H22B72	71"	49	128.04
H22B84	83"	56	140.84
H22B96	95"	63	171.84
H22B120	119"	113	267.53
BRACES FOR 10' - 14' UPRIGHTS - SET OF THREE			
H23B24	23"	31	104.50
H23B36	35"	41	126.01
H23B42	41"	47	134.30
H23B48	47"	52	145.99
H23B60	59"	62	174.17
H23B72	71"	73	193.49
H23B84	83"	83	210.63
H23B96	95"	94	256.51
H23B120	119"	170	400.70
BRACES FOR 15' - 20' UPRIGHTS - SET OF FOUR INCLUDING X BRACING			
H24B24X	23"	66	224.67
H24B36X	35"	81	242.89
H24B42X	41"	90	256.66
H24B48X	47"	97	268.96
H24B60X	59"	113	320.17
H24B72X	71"	130	380.11
H24B84X	83"	147	385.79
H24B96XX	95"	182	499.51
H24B120XX	119"	283	686.70

SERIES 1000 STRAIGHT ARM					
W/Lip Product No.	W/O Lip Product No.	Cap. (lbs.)	Length	Wt. (lbs.)	Price Ea.
HMSA12L	HMSA12	1000	12"	6	\$35.31
HMSA18L	HMSA18	750	18"	7	39.43
HMSA24L	HMSA24	600	24"	8	43.74
HMSA30L	HMSA30	500	30"	9	50.20
HMSA36L	HMSA36	400	36"	10	55.24
SERIES 1000 INCLINED ARM					
HMIA12L	HMIA12	1000	12"	6	\$36.53
HMIA18L	HMIA18	750	18"	7	41.80
HMIA24L	HMIA24	600	24"	8	46.16
HMIA30L	HMIA30	500	30"	9	55.09
HMIA36L	HMIA36	400	36"	10	58.21
SERIES 1000 BRACES FOR 6' - 10' UPRIGHTS - SET OF 2					
Product No.	Length	Wt. (lbs.)	Price Ea.		
HM2B24	23"	21	\$69.67		
HM2B36	35"	28	84.01		
HM2B48	47"	35	97.24		
HM2B60	59"	42	115.61		
HM2B72	71"	49	128.04		
HM2B84	83"	56	140.84		
HM2B96	95"	63	171.84		

SERIES 1000 SINGLE SIDED UPRIGHTS						
Product No.	Hgt.	Base	Arms Used	Cap. (lbs.)	Wt. (lbs.)	Price Ea.
HMU633	6'	33"	12"	8100	82	\$305.21
HMU633	6'	33"	18"	6600	82	305.21
HMU633	6'	33"	24"	5500	82	305.21
HMU645	6'	45"	30"	4700	90	328.67
HMU645	6'	45"	36"	4100	90	328.67
HMU733	7'	33"	12"	7900	89	325.53
HMU733	7'	33"	18"	6400	89	325.53
HMU733	7'	33"	24"	5300	89	325.53
HMU745	7'	45"	30"	4600	97	348.97
HMU745	7'	45"	36"	4100	97	348.97
HMU833	8'	33"	12"	7600	96	343.60
HMU833	8'	33"	18"	6300	96	343.60
HMU833	8'	33"	24"	5300	96	343.60
HMU845	8'	45"	30"	4500	104	368.71
HMU845	8'	45"	36"	4000	104	368.71
HMU1033	10'	33"	12"	7100	110	385.29
HMU1033	10'	33"	18"	5900	110	385.29
HMU1033	10'	33"	24"	5000	110	385.29
HMU1045	10'	45"	30"	4400	118	408.69
HMU1045	10'	45"	36"	3800	118	408.69
SERIES 1000 DOUBLE SIDED UPRIGHTS						
HMDU654	6'	54"	12"	16200	99	\$368.41
HMDU654	6'	54"	18"	13200	99	368.41
HMDU654	6'	54"	24"	11000	99	368.41
HMDU678	6'	78"	30"	9400	115	415.57
HMDU678	6'	78"	36"	8200	115	415.57
HMDU754	7'	54"	12"	15800	106	388.71
HMDU754	7'	54"	18"	12800	106	388.71
HMDU754	7'	54"	24"	10600	106	388.71
HMDU778	7'	78"	30"	9200	122	435.86
HMDU778	7'	78"	36"	8200	122	435.86
HMDU854	8'	54"	12"	15200	113	408.46
HMDU854	8'	54"	18"	12600	113	408.46
HMDU854	8'	54"	24"	10600	113	408.46
HMDU878	8'	78"	30"	9000	129	455.60
HMDU878	8'	78"	36"	8000	129	455.60
HMDU1054	10'	54"	12"	14200	127	450.16
HMDU1054	10'	54"	18"	11800	127	450.16
HMDU1054	10'	54"	24"	10000	127	450.16
HMDU1078	10'	78"	30"	8800	143	495.54
HMDU1078	10'	78"	36"	7600	143	495.54

Please specify arm length - sold separately.

SERIES 2000 MEDIUM-HEAVY DUTY UPRIGHTS											
SINGLE SIDED UPRIGHTS						DOUBLE SIDED UPRIGHTS					
Height	Arms Used	Product No.	Base	Cap. (lbs.)	Wt. (lbs.)	Price Ea.	Product No.	Base	Cap. (lbs.)	Wt. (lbs.)	Price Ea.
8'	12" & 18"	H2U838	38"	18,100 & 15,300	188	\$572.77	H2DU859	59"	36,200 & 30,600	216	\$661.64
8'	24"	H2U838	38"	13,300	188	572.77	H2DU859	59"	26,600	216	661.64
8'	30" & 36"	H2U850	50"	11,800 & 10,600	201	610.41	H2DU883	83"	23,600 & 21,200	243	732.19
8'	42" & 48"	H2U862	62"	9,600 & 8,800	215	644.83	H2DU8107	107"	19,200 & 17,600	270	804.76
10'	12" & 18"	H2U1038	38"	17,400 & 14,900	217	647.07	H2DU1059	59"	34,800 & 29,800	245	737.80
10'	24"	H2U1038	38"	13,100	217	647.07	H2DU1059	59"	26,200	245	737.80
10'	30" & 36"	H2U1050	50"	11,500 & 10,300	230	686.56	H2DU1083	83"	23,000 & 20,600	272	810.19
10'	42" & 48"	H2U1062	62"	9,400 & 8,600	244	722.81	H2DU10107	107"	18,800 & 17,200	299	878.99
12'	12" & 18"	H2U1238	38"	16,800 & 14,500	245	728.01	H2DU1259	59"	33,600 & 29,000	273	818.73
12'	24"	H2U1238	38"	12,600	245	728.01	H2DU1259	59"	25,200	273	818.73
12'	30" & 36"	H2U1250	50"	11,200 & 10,200	258	767.49	H2DU1283	83"	22,400 & 20,400	300	891.13
12'	42" & 48"	H2U1262	62"	9,300 & 8,500	272	803.74	H2DU12107	107"	18,600 & 17,000	327	959.91
14'	12" & 18"	H2U1438	38"	16,200 & 14,100	272	848.37	H2DU1459	59"	32,400 & 28,200	300	939.10
14'	24"	H2U1438	38"	12,300	272	848.37	H2DU1459	59"	24,600	300	939.10
14'	30" & 36"	H2U1450	50"	10,900 & 9,800	285	887.84	H2DU1483	83"	21,800 & 19,600	327	1,007.74
14'	42" & 48"	H2U1462	62"	8,900 & 8,300	299	924.10	H2DU14107	107"	17,800 & 16,600	354	1,080.30
16'	12" & 18"	H2U1638	38"	15,800 & 13,800	299	1,208.47	H2DU1659	59"	31,600 & 27,600	327	1,299.79
16'	24"	H2U1638	38"	12,100	299	1,208.47	H2DU1659	59"	24,200	327	1,299.79
16'	30" & 36"	H2U1650	50"	10,600 & 9,400	312	1,246.70	H2DU1683	83"	21,200 & 18,800	354	1,372.24
16'	42" & 48"	H2U1662	62"	8,400 & 7,500	326	1,284.00	H2DU16107	107"	16,800 & 15,000	381	1,446.57
18'	12" & 18"	H2U1838	38"	15,700 & 13,700	326	1,186.16	H2DU1859	59"	31,400 & 27,400	354	1,275.36
18'	24"	H2U1838	38"	11,900	326	1,186.16	H2DU1859	59"	23,800	354	1,275.36
18'	30" & 36"	H2U1850	50"	10,400 & 9,200	339	1,222.24	H2DU1883	83"	20,800 & 18,400	381	1,346.59
18'	42" & 48"	H2U1862	62"	8,200 & 7,400	353	1,258.86	H2DU18107	107"	16,400 & 14,800	408	1,419.76
20'	12" & 18"	H2U2038	38"	15,600 & 13,600	353	1,173.87	H2DU2059	59"	31,200 & 27,200	381	1,264.51
20'	24"	H2U2038	38"	11,700	353	1,173.87	H2DU2059	59"	23,400	381	1,264.51
20'	30" & 36"	H2U2050	50"	10,200 & 9,000	366	1,215.01	H2DU2083	83"	20,400 & 18,000	408	1,334.93
20'	42" & 48"	H2U2062	62"	8,100 & 7,300	380	1,247.63	H2DU20107	107"	16,200 & 14,600	435	1,405.53

Please specify arm length - sold separately.

SERIES 2000 STANDARD STRAIGHT ARMS					
W/Lip Product No.	W/O Lip Product No.	Cap. (lbs.)	Length	Wt. (lbs.)	Price Ea.
H2SA12L	H2SA12	2000	12"	7	\$43.83
H2SA18L	H2SA18	1500	18"	8	48.63
H2SA24L	H2SA24	1200	24"	9	53.76
H2SA30L	H2SA30	1000	30"	10	60.77
H2SA36L	H2SA36	800	36"	11	66.60
H2SA42L	H2SA42	700	42"	14	78.53
H2SA48L	H2SA48	600	48"	16	80.06
SERIES 2000 STANDARD INCLINED ARMS					
H2IA12L	H2IA12	2000	12"	7	45.47
H2IA18L	H2IA18	1500	18"	8	51.93
H2IA24L	H2IA24	1200	24"	9	57.33
H2IA30L	H2IA30	1000	30"	10	68.80
H2IA36L	H2IA36	800	36"	11	74.06
H2IA42L	H2IA42	700	42"	14	79.40
H2IA48L	H2IA48	600	48"	16	85.53

SERIES 2000 HEAVY DUTY AND EXTRA HEAVY DUTY STRAIGHT ARMS					
W/Lip Product No.	W/O Lip Product No.	Cap. (lbs.)	Length	Wt. (lbs.)	Price Ea.
H2HDSA24L	H2HDSA24	2400	24"	14	\$65.91
H2HDSA30L	H2HDSA30	2000	30"	16	78.37
H2HDSA36L	H2HDSA36	1500	36"	18	79.79
H2XHDSA36L	H2XHDSA36	2400	36"	23	104.41
H2HDSA42L	H2HDSA42	1400	42"	20	89.74
H2XHDSA42L	H2XHDSA42	2400	42"	26	106.46
H2HDSA48L1M	H2HDSA481M	1000	48"	21	84.84
H2HDSA48L	H2HDSA48	1500	48"	24	89.49
H2XHDSA48L	H2XHDSA48	2000	48"	29	106.21

Steel surcharge may apply.

CANTILEVER RACKS

STANDARD HEAVY DUTY UPRIGHTS													
Height	Arms Used	Product No.	Single Sided Uprights				Product No.	Double Sided Uprights				Product No.	Price Ea.
			Base	Cap. (lbs.)	Wt. (lbs.)	Price Ea.		Base	Cap. (lbs.)	Wt. (lbs.)	Price Ea.		
8'	12 & 18"	HU831	31"	28600 & 247000	237	\$720.13	HDU853	53"	57200 & 49400	273	\$829.77		
	24"	HU837	37"	21500	245	742.81	HDU865	65"	43000	290	874.89		
	30 & 36"	HU849	49"	18300 & 16000	263	790.81	HDU882	82"	36600 & 32000	315	945.90		
	42 & 48"	HU861	61"	14200 & 12800	281	836.09	HDU8106	106"	28400 & 25600	349	1,034.61		
10'	12 & 18"	HU1031	31"	28500 & 24600	275	836.39	HDU1053	53"	57000 & 49200	311	947.83		
	24"	HU1037	37"	21300	283	859.07	HDU1065	65"	42600	328	991.13		
	30 & 36"	HU1049	49"	18200 & 15800	301	907.06	HDU1082	82"	36400 & 31600	353	1,063.96		
	42 & 48"	HU1061	61"	14100 & 12600	319	952.31	HDU10106	106"	28200 & 25200	387	1,150.83		
12'	12 & 18"	HU1231	31"	28200 & 24400	311	941.30	HDU1253	53"	56400 & 48800	347	1,049.14		
	24"	HU1237	37"	20900	319	962.17	HDU1265	65"	41800	364	1,094.23		
	30 & 36"	HU1249	49"	17800 & 15600	337	1,010.14	HDU1282	82"	35600 & 31200	389	1,167.04		
	42 & 48"	HU1261	61"	13900 & 12500	355	1,055.40	HDU12106	106"	27800 & 25000	423	1,253.90		
14'	12 & 18"	HU1437	37"	27400 & 23400	358	1,127.41	HDU1465	65"	54800 & 46800	402	1,259.50		
	24"	HU1437	37"	20200	358	1,127.41	HDU1465	65"	40400	402	1,259.50		
	30 & 36"	HU1449	49"	17600 & 15400	376	1,175.46	HDU1482	82"	35200 & 30800	427	1,330.57		
	42 & 48"	HU1461	61"	13700 & 12400	393	1,220.76	HDU14106	106"	27400 & 24800	462	1,419.34		
16'	12 & 18"	HU1637	37"	23700 & 20300	396	1,248.79	HDU1665	65"	47400 & 40600	440	1,380.86		
	24"	HU1637	37"	17600	396	1,248.79	HDU1665	65"	35200	440	1,380.86		
	30 & 36"	HU1649	49"	15300 & 14000	413	1,298.59	HDU1682	82"	30600 & 28000	465	1,453.71		
	42 & 48"	HU1661	61"	12900 & 12000	431	1,340.33	HDU16106	106"	25800 & 24000	499	1,542.51		
18'	12 & 18"	HU1849	49"	22200 & 19200	449	1,463.56	HDU1882	82"	44400 & 38400	500	1,618.76		
	24"	HU1849	49"	16700	449	1,463.56	HDU1882	82"	33400	500	1,618.76		
	30 & 36"	HU1849	49"	14700 & 13600	449	1,463.56	HDU1882	82"	29400 & 27200	500	1,618.76		
	42 & 48"	HU1861	61"	12700 & 11900	466	1,508.99	HDU18106	106"	25400 & 23800	535	1,707.76		
20'	12 & 18"	HU2049	49"	20600 & 17800	484	1,618.31	HDU2082	82"	41200 & 35600	536	1,775.39		
	24"	HU2049	49"	15800	484	1,618.31	HDU2082	82"	31600	536	1,775.39		
	30 & 36"	HU2049	49"	13900 & 12800	484	1,618.31	HDU2082	82"	27800 & 25600	536	1,775.39		
	42 & 48"	HU2061	61"	11900 & 11200	501	1,663.96	HDU20106	106"	23800 & 22400	570	1,863.00		
EXTRA HEAVY DUTY UPRIGHTS													
Height	Arms Used	Product No.	Single Sided Uprights				Product No.	Double Sided Uprights				Product No.	Price Ea.
			Base	Cap. (lbs.)	Wt. (lbs.)	Price Ea.		Base	Cap. (lbs.)	Wt. (lbs.)	Price Ea.		
12'	24"	HXU1240	40"	28700	410	1,314.74	HXDU1266	66"	57400	464	1,472.24		
	30"	HXU1252	52"	24800	432	1,341.34	HXDU1284	84"	49600	498	1,557.41		
	36"	HXU1252	52"	21900	432	1,341.34	HXDU1284	84"	43800	498	1,557.41		
	42"	HXU1264	64"	19600	454	1,402.63	HXDU12108	108"	39200	542	1,683.84		
14'	24"	HXU1440	40"	28400	455	1,488.27	HXDU1466	66"	56800	509	1,647.59		
	30"	HXU1452	52"	24700	477	1,514.97	HXDU1484	84"	49400	543	1,732.81		
	36"	HXU1452	52"	21000	477	1,514.97	HXDU1484	84"	42000	543	1,732.81		
	42"	HXU1464	64"	19100	499	1,578.07	HXDU14108	108"	38200	587	1,857.46		
16'	24"	HXU1652	52"	27600	522	1,652.37	HXDU1684	84"	55200	588	1,868.41		
	30"	HXU1652	52"	24300	522	1,652.37	HXDU1684	84"	48600	588	1,868.41		
	36"	HXU1652	52"	20500	522	1,652.37	HXDU1684	84"	41000	588	1,868.41		
	42"	HXU1664	64"	18700	544	1,711.86	HXDU16108	108"	37400	632	1,993.06		
18'	24"	HXU1852	52"	25900	565	1,984.13	HXDU1884	84"	51800	630	2,203.31		
	30"	HXU1852	52"	23100	565	1,984.13	HXDU1884	84"	46200	630	2,203.31		
	36"	HXU1852	52"	20400	565	1,984.13	HXDU1884	84"	40800	630	2,203.31		
	42"	HXU1864	64"	18200	587	2,045.86	HXDU18108	108"	36400	674	2,326.73		
20'	24"	HXU2052	52"	25300	607	2,028.60	HXDU2084	84"	50600	673	2,244.40		
	30"	HXU2052	52"	21800	607	2,028.60	HXDU2084	84"	43600	673	2,244.40		
	36"	HXU2052	52"	19700	607	2,028.60	HXDU2084	84"	39400	673	2,244.40		
	42"	HXU2064	64"	17600	629	2,090.09	HXDU20108	108"	35200	717	2,371.09		
48"	24"	HXU2064	64"	16300	629	2,090.09	HXDU20108	108"	32600	717	2,371.09		

Steel surcharge may apply.



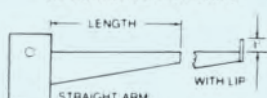
Forklift **EASILY** loads on or off arms and bases.

Rugged Cantilever Racks

- Organize all your inventory for instant selection.
- Instant accessibility to one piece or a full load.

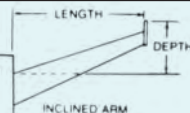
Makes efficient, time-saving work of storing long or awkward lengths of pipe, bar, tubing, lumber, poles, etc. Forklift easily loads on or off arms and bases. Bases can be used for extra storage. For longer materials, simply add braces and upright columns to fit your needs. Arms are adjustable 3" up and down the full length of the upright. Uprights are punched on both sides for use as single-sided or double-sided units. All rugged heavy-gauge steel construction for sure, safe support of heavy loads and long life. FOB Shipping Point.

MEASUREMENT OF ARMS



Arms - All arms can be used on either Standard Heavy Duty or Extra Heavy Duty uprights.

STANDARD STRAIGHT ARMS						
Length	Cap. (lbs.)	Wt. (lbs.)	Without Lip		With Lip	
			Product No.	Price Ea.	Product No.	Price Ea.
12"	3000	9	HSA12	\$52.79	HSA12L	\$52.79
18"	2500	11	HSA18	60.93	HSA18L	60.93
24"	2000	13	HSA24	65.09	HSA24L	65.09
30"	1500	15	HSA30	71.36	HSA30L	71.36
36"	1200	17	HSA36	78.37	HSA36L	78.37
42"	1100	19	HSA42	88.39	HSA42L	88.39
48"	1000	21	HSA48	91.93	HSA48L	91.93
STANDARD INCLINED ARMS						
12"	3000	9	HIA12	58.41	HIA12L	58.41
18"	2500	11	HIA18	63.07	HIA18L	63.07
24"	2000	13	HIA24	69.14	HIA24L	69.14
30"	1500	15	HIA30	79.06	HIA30L	79.06
36"	1200	17	HIA36	84.06	HIA36L	84.06
HEAVY DUTY & EXTRA HEAVY DUTY STRAIGHT ARMS						
36"	2175	28	HHDSA36	101.94	HHDSA36L	101.94
36"	3400	34	HXHDSA36	143.63	HXHDSA36L	143.63
42"	1865	31	HHDSA42	118.91	HHDSA42L	118.91
42"	2900	37	HXHDSA42	156.19	HXHDSA42L	156.19
48"	1630	34	HHDSA48	120.63	HHDSA48L	120.63
48"	2500	40	HXHDSA48	158.66	HXHDSA48L	158.66



Brace Sets - All braces can be used on either Standard Heavy Duty or Extra Heavy Duty uprights.

BRACES - 8' UPRIGHT			
Product No.	Length (Col. Centers)	Wt. (lbs.)	Price Set of Two
H2B36	3'	28	\$84.01
H2B48	4'	35	97.24
H2B60	5'	42	115.61
H2B72	6'	49	128.04
H2B84	7'	56	140.84
H2B96	8'	63	171.84
BRACES - 10-14' UPRIGHT			
Product No.	Length (Col. Centers)	Wt. (lbs.)	Price Set of Three
H3B36	3'	41	126.01
H3B48	4'	52	145.99
H3B60	5'	62	174.17
H3B72	6'	73	193.49
H3B84	7'	83	210.63
H3B96	8'	94	256.51
BRACES - 16-20' UPRIGHT			
Product No.	Length (Col. Centers)	Wt. (lbs.)	Price Set of Four
H4B36X	3'	81	243.01
H4B48X	4'	97	268.96
H4B60X	5'	113	320.17
H4B72X	6'	130	380.11
H4B84X	7'	147	385.79
H4B96XX	8'	182	499.51

Hair Pin Keeper

permits instant adjustability of arms. Easily inserted and removed for adjustment of arm height. Cannot be worked loose in service.

Maximum Standard Arms Per Upright		
Hgt.	Single	Double
8'	9	18
10'	12	24
12'	14	28
14'	17	34
16'	20	40
18'	22	44
20'	24	48

PORTABLE STACKING RACKS

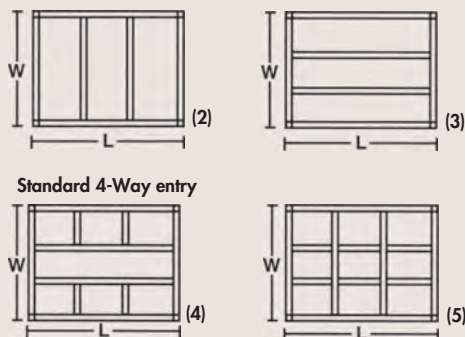
Portable Stacking Racks

- For storing or transport, these long-wearing racks save space and time.
- Utilize vertical storage space by safely stacking these racks up to 5-high.

Forklift portable for easy handling of loads up to 4000 lbs. Rugged construction features stand up to heavy industrial requirements . . . prevents product damage. Save time by moving more material with fewer moves. Side and end frames are available to prevent load shifting. Prices listed are for base frame style 4. For other base frame styles and/or decking options, i.e. plywood, sheet metal, expanded metal, etc., call for pricing. Standard color -- Blue. FOB Shipping Point. (Designs for heavier capacities available.)



BASE FRAME STYLES

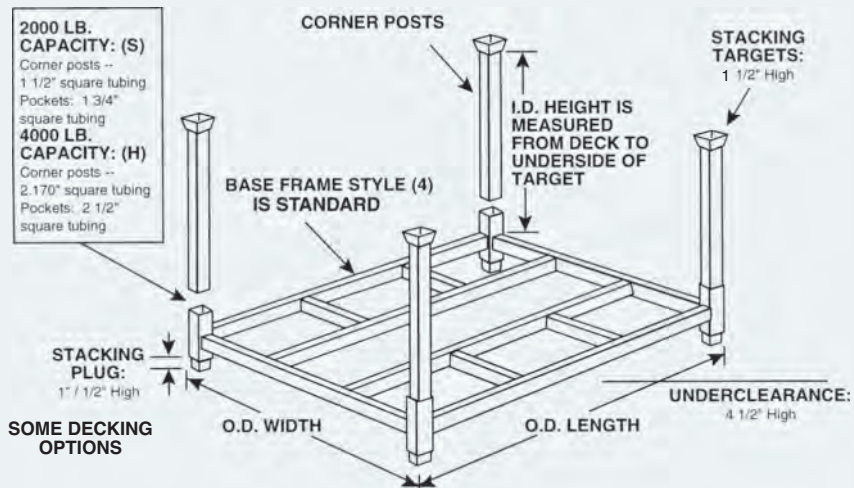


ADDITIONAL SIZES AVAILABLE

Let us design a storage system to fit your requirements. Specifications needed: weight of load, no. of units required, size of base, height of posts above deck, contents, stacked how high, base frame style and deck style.

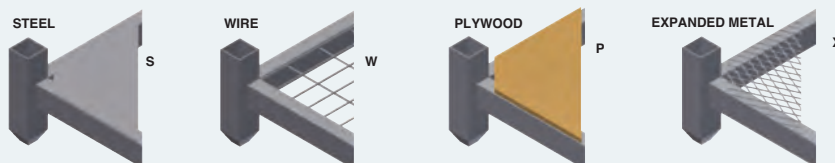
BASE FRAME					
Pricing is based on: Base Frame Style (4) (unless otherwise indicated)					
2000 LB. CAPACITY					
Size W x L (O.D.)	Product No.	Wt. (lbs.)	1-4	Price Ea. 5-16	17-25
36 x 60"	HS3660C2*	53	\$323.79	\$281.63	\$251.89
42 x 48"	HS4248C2*	49	309.93	269.01	238.89
42 x 60"	HS4260C2*	56	333.69	290.65	261.18
48 x 48"	HS4848C2*	52	319.95	278.13	248.18
60 x 60"	HS6060C2*	69	384.45	336.88	308.55
4000 LB. CAPACITY					
36 x 60"	H3660D4*	76	\$406.12	\$354.72	\$322.23
48 x 48"	H4848D4*	74	400.87	349.94	317.29
48 x 54"	H4854D4*	78	416.62	364.28	332.10
60 x 48"	H6048D4*	81	427.25	373.97	341.97
60 x 60"	H6060D4*	90	458.92	402.81	371.58

*Stock sizes. **Style 5 base



CORNER POSTS -- SET OF 4										
2000 LB. CAPACITY						4000 LB. CAPACITY				
Height Above Deck (I.D.)	Product No.	Wt. (lbs.)	Price 1-4	Per Set 5-16	Set = 4pcs. 17-25	Product No.	Wt. (lbs.)	Price 1-4	Per Set 5-16	Set = 4pcs. 17-25
24"	HP24C2*	19	\$79.93	\$72.79	\$69.09	HP24D4*	26	\$107.28	\$97.70	\$92.73
30"	HP30C2*	22	91.30	83.14	78.92	HP30D4*	31	124.01	112.94	107.20
36"	HP36C2*	25	102.66	93.49	88.74	HP36D4*	36	140.75	128.18	121.66
48"	HP48C2*	32	126.57	115.27	109.41	HP48D4*	45	175.47	159.80	151.68
60"	HP60C2*	52	202.66	184.38	175.01	HP60D4*	70	264.82	241.17	228.91

*Stock sizes. Additional packaging charge may apply.



Optional Decking On Customized Designs

Steel surcharges may apply.

RACKS CARTS & FRAMES

Steel surcharges
may apply.

One Piece Portable Stacking Racks

- Heavy duty racks nest when empty.
- Hold thousands of pounds safely.

These racks hold 4,000 pounds per rack when stacked 3-4 racks high. Sturdy solid one piece, all-steel construction. Increase storage capacity and efficiency. Standard colors - Blue or Gray. Two piece minimum order. FOB Shipping Point.

Product No.	Size D x W x H	Wt. (lbs.)	2-4 Ea.	Price Ea. 5-16 Ea.	17-25 Ea.
HF484048	48" x 40" x 48"	153	\$716.89	\$683.56	\$656.29
HF484060	48" x 40" x 60"	165	759.89	726.55	699.94
HF484848	48" x 48" x 48"	161	746.55	713.22	686.35
HF484860	48" x 48" x 60"	173	789.55	756.21	730.01



Stacking Rack Carts

- Increase versatility and mobility of your stacking racks.


Add to the efficiency of your stock rotation with these cost-effective stacking rack carts. May be used to move standard base/post (from opposite page) about or insert posts in corners for rack with casters. Unit has 2 swivel with brake casters and 2 rigid casters. Available in your choice of 2,000 lb. and 4,000 lb. capacity models. Call for other sizes. Price is for cart base only and does not include posts. (Posts may be purchased on opposite page.) Standard color - Blue. FOB Shipping Point.

Product No.	Cap. (lbs.)	Size W x L	Wt. (lbs.)	Price Ea.
HC3660S	2000	36 x 60"	84	\$508.79
HC4248S	2000	42 x 48"	80	494.93
HC4260S	2000	42 x 60"	87	518.69
HC4848S	2000	48 x 48"	83	504.95
HC6060S	2000	60 x 60"	99	569.45
HC3660H	4000	36 x 60"	106	591.12
HC4848H	4000	48 x 48"	105	585.87
HC4854H	4000	48 x 54"	110	601.62
HC6048H	4000	60 x 48"	113	612.25
HC6060H	4000	60 x 60"	121	643.92



Cart Base with Post

Cart Base with Stock Rack



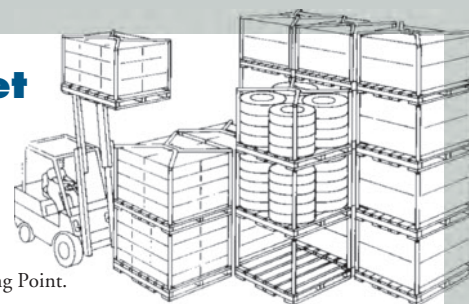
Cart Base HC4248S



"Tier-Rack™" Dyna Pallet Stacking Frames

- For secure storage of crushable items.
- Use your airspace, not your floorspace!


Frames attach to your warehouse pallets to provide safe storage of products. Racks require little storage space when not in use. Frames snap on pallets for easy assembly. Standard color - Blue or Gray. Two piece minimum order. FOB Shipping Point.





Product No.	Pallet Size D x W	Load Height	Wt. (lbs.)	2-4 Ea.	Price Ea. 5-16 Ea.	17-25 Ea.
HT484048L	48 x 40"	48"	52	\$251.76	\$237.42	\$218.94
HT484060L	48 x 40"	60"	59	275.88	261.12	241.71
HT484848L	48 x 48"	48"	54	257.88	243.44	224.72
HT484860L	48 x 48"	60"	61	282.00	267.14	247.50
HT606048L	60 x 60"	48"	60	284.15	268.56	248.33
HT606060L	60 x 60"	60"	66	308.27	292.27	271.11

Pricing for racks with capacity of 2,000 pounds when stacked 3-4 racks high. Price does not include pallet.

WIRE DECKING



**STEP BEAM
STYLE DECKING**



FLARED STYLE DECKING



150 units minimum
on page

Steel surcharges will apply.

Wire Decking

- Inventory is easier to see with sturdy Wire Decking.
- Improves fire safety and reduces dirt and dust build-up . . . keeps merchandise cleaner and safer.

Channels are rugged 14 ga. supports for extra supporting strength. 2" x 4" wire mesh. Decks are designed to accommodate 1½" or 1¾" step beams where the outside dimension is nominal +/- 0". Top of beam dimension must be between 1½" and 1¾". Fits most brands of pallet rack on the market today. FOB Shipping Point.

Product No.	1-¾" STEP BEAM STYLE		Wt. (lbs.)	Price Ea.
	Cap. (lbs.)	Size D x W		
HD3634-AA-3B1*	2600	36 x 34"	13.7	\$23.93
HD3646-AA-3B1*	2700	36 x 46"	15.9	25.32
HD3646-BB-3B1	3200	36 x 46"	19.0	30.16
HD3652-AA-3B1*	2700	36 x 52"	17.4	27.47
HD3658-AA-3B1*	2700	36 x 58"	18.5	31.33
HD4234-AA-3A1*	2550	42 x 34"	17.2	28.15
HD4246-CA-3B1*	2200	42 x 46"	17.3	25.96
HD4246-AA-3A1	2500	42 x 46"	19.4	27.76
HD4246-BB-3A1	3000	42 x 46"	23.5	35.53
HD4246-BB-4A1	3600	42 x 46"	26.2	38.85
HD4252-AA-3A1*	2700	42 x 52"	21.6	32.36
HD4252-AA-3B1*	2250	42 x 52"	20.4	30.71
HD4252-BB-4A1	3650	42 x 52"	28.7	43.12
HD4258-AA-3A1*	2750	42 x 58"	23.0	36.33
HD4446-AA-3A1*	2550	44 x 46"	20.6	32.32
HD4452-AA-3A1*	2550	44 x 52"	22.4	36.08
HD4834-AA-3A1*	2200	48 x 34"	19.6	31.73
HD4846-AA-3B1*	1900	48 x 46"	21.1	31.84
HD4846-AA-3C1	2500	48 x 46"	24.0	34.37
HD4846-BB-4A1	3100	48 x 46"	29.7	43.31
HD4852-BA-3A1	2500	48 x 52"	26.8	40.44
HD4858-BA-3A1	2500	48 x 58"	28.5	40.83
FLARED STYLE FOR STRUCTURAL CHANNELS/BOX BEAMS				
HD3646-AA-3A2	2500	36 x 46"	17.7	28.05
HD3652-AA-3A2	2500	36 x 52"	19.2	31.37
HD4246-EA-3A2	2500	42 x 46"	25.0	36.04
HD4246-BB-4A2	3000	42 x 46"	27.3	41.44
HD4252-EA-3A2	2500	42 x 52"	27.4	40.83
HD4846-EA-4A2	2500	48 x 46"	31.6	45.61
HD4852-EA-4A2	2500	48 x 52"	34.2	50.36

*2½" x 4" wire mesh and 6 gauge wire.

Welded Wire Decking

- Welded wire decking makes inventory easier to see, reduces fire hazard and simplifies product handling.
- Inventory stays cleaner--no place for dirt or dust to collect.

Here's strength with economy. Easy to install with minimum maintenance. Whether you are planning new storage racks or bringing your old ones up to current requirements, we will be happy to assist you.

Just determine your needs; maximum lbs. per shelf, or maximum lbs. per sq. ft., and call for a quotation.

ROLL CARTS & WIRE CONTAINERS



Cargo Carts

- Built for rugged industrial use.
- Disassembles for storage and return trips.

Built around a heavy-duty base to prevent damage. Bright electro-zinc plated to prevent rust, prolongs attractive appearance. Rolls smoothly on 5" x 2" polyurethane casters, bolted to a welded caster pad for increased protection and durability. 11 ga. square 1 1/4" steel tube base and 1" 16 ga. round steel tube sides. Includes one shelf. FOB Shipping Point.



HNRC2963 Open Front Cart
With Optional Shelves



HNRC3248 Open Front with
Optional Shelves



HNRC2448 Open Front with
Optional Shelves



HNRC2448SECURITY
Double Door Security Cart

CARGO CARTS						EXTRA SHELVES			
Product No.	Description	Cap. (lbs.)	Cart Size W x D x H	Wt. (lbs.)	Price Ea.	Product No.	Cap. (lbs.)	Wt. (lbs.)	Price Ea.
HNRC2963	Open Front	2220	63 x 28 1/2 x 72"	185	\$629.00	HNRC2963SHELF	200	25	\$52.67
HNRC3248	Open Front	2200	48 x 32 x 59"	140	487.00	HNRC3248SHELF	225	20	44.05
HNRC2448	Open Front	1800	48 x 24 x 70"	135	510.32	HNRC2448SHELF	225	15	35.75
HNRC2448SECURITY	Double Door Security	1800	48 x 24 x 70"	230	688.29	-	-	-	-

\$200 minimum
order on page

Steel surcharges
will apply.

Wire Containers

- Move up to 2 tons of material at one time with your forklift truck.
- Safely stacks up to 4 high to utilize wasted air space.

Functional versatility that can't be found in any other storage container. Half drop gate makes it easy to load or unload parts, supplies, etc. It's the perfect container for in-line assembly work, or work-in-process parts transfer. Wire mesh welded construction does not restrict air flow...contents won't collect moisture. Wire design also makes it easy to identify contents. Dust doesn't collect and during fires, water easily filters through to lower units...reduces fire hazards and insurance. Sturdy steel understructure ensures dependable support. And, when there's no need for the container, they fold flat for space-saving storage. Durable Zinc Plated finish. Optional casters, lids and dividers also available -- call for details. FOB Shipping Point.



Rugged 2' x 2' wire mesh
welded construction.



Shown Stacked 2 High

Product No.	Cap. (lbs.)	Basket Size W x L x H	Overall Height	Mesh Pattern	Gate Type	Wt. (lbs.)	Price Ea.
HJR1	1000	20 x 32 x 16"	21 1/2"	1 x 1"	1/2 drop - full drop side	43	\$118.35
HJR5	1000	20 x 32 x 16"	21 1/2"	1/2 x 1/2"	1/2 drop - full drop side	55	128.92
HC324028S4	4000	32 x 40 x 28"	34 1/2"	2 x 2"	1/2 drop side	122	187.35
HC404824S4	4000	40 x 48 x 24"	30 1/2"	2 x 2"	1/2 drop side	150	245.84
HC404830S4	4000	40 x 48 x 30"	36 1/2"	2 x 2"	1/2 drop side	163	273.96
HC404836S4	4000	40 x 48 x 36"	42 1/2"	2 x 2"	1/2 drop side	176	279.44

WIRE CONTAINERS



Wire Containers

Containers are collapsible and stackable. Can be stacked 4 high fully loaded with product. Two styles of stacking feet, open foot or closed foot. Available with or without casters. Wire material is electronic plated for long life. No minimum order. FOB Shipping Point.

Open Foot Container Series

• **Optional Caster Brakes, Security Tops, Spring-Loaded Shelves and Nameplates available -- call for pricing.**

The "Open Foot" series of containers offers 1/2 drop front gate, automatic latches, solid steel H-D hinges, durable wire feet and a reinforced base for stacking. Caster pads, with or without 2 rigid and 2 swivel 5" x 2" polyurethane casters. Model HEV739 has caster plates and optional 4" x 1 1/4" polyolefin casters. For easy storage containers are fully collapsible when not in use. FOB Shipping Point.



HEV739



HEV102



HEV404-WC



OPEN FOOT



HEV403 STACKED



HEV403 COLLAPSED

Product No.	Cap. (lbs.)	OPEN FOOT CONTAINER SERIES		Wt. (lbs.)	Price Ea.
		Overall Size W x D x H	Side Mesh Size		
HEV739	800	33 3/4 x 24 x 26 1/4"	2 1/2 x 3 1/2"	55	\$133.03
HEV739-WC	800	33 3/4 x 24 x 26 1/4"	2 1/2 x 3 1/2"	65	POR
HEV102	2200	44 1/2 x 33 x 39"	2 1/2 x 2 1/2"	110	298.11
HEV102-WC	2200	44 1/2 x 33 x 39"	2 1/2 x 2 1/2"	130	POR
HEV403	2200	48 x 40 x 38"	2 1/2 x 4 1/2"	115	325.16
HEV403-WC	2200	48 x 40 x 38"	2 1/2 x 4 1/2"	135	POR
HEV404	4000	48 x 40 x 45 1/2"	2 1/2 x 4 1/2"	120	325.86
HEV404-WC	4000	48 x 40 x 45 1/2"	2 1/2 x 4 1/2"	140	POR

-WC indicates casters included. Casters add 1/2" to overall height. -POR = Price on Request.

Steel surcharges may apply.

Closed Foot Container Series

• **Optional Caster Brakes, Security Tops, and Nameplates available -- call for pricing.**

The "Closed Foot" series of containers offers front gates with locking mechanisms. They stack 4 high fully loaded with product and offer visual inventory. Collapsible when not in use for smaller storage area. Smaller mesh sizes, and channel base under wire for added strength. Caster pads, with or without 2 rigid and 2 swivel 4" x 2" phenolic casters. Model HEVJR5 has caster plates and optional 3 1/2" x 1 1/4" phenolic casters. FOB Shipping Point.



HEVJR5



HEV324028



HEV404824



CLOSED FOOT



HEVJR5-WC COLLAPSED

Product No.	Cap. (lbs.)	CLOSED FOOT CONTAINER SERIES		Wt. (lbs.)	Price Ea.
		Overall Size W x D x H	Side Mesh Size		
HEVJR5	1100	20 x 32 x 21 1/2"	1/2 x 1/2"	55	\$137.32
HEVJR5-WC	1100	20 x 32 x 21 1/2"	1/2 x 1/2"	65	POR
HEV324028	4000	32 x 40 x 34 1/2"	2 x 2"	115	228.40
HEV324028-WC	4000	32 x 40 x 34 1/2"	2 x 2"	135	POR
HEV404824	4000	48 x 40 x 30 1/2"	2 x 2"	139	285.80
HEV404824-WC	4000	48 x 40 x 30 1/2"	2 x 2"	157	POR

-WC indicates casters included. Casters add 1/2" to overall height. -POR = Price on Request.



Rolling Carts available - call for details

WIRE CARTS & CONTAINERS

Carico Systems

 Made in USA
 Lafayette Wire Products



HRC11
 (Shown with two optional shelves)



HRC8 Security Cart
 (Shown with two optional shelves)



HRC4
 (Shown with two optional shelves)

Rolling Wire Carts

- Shelves sold separately.

Each unit is built around a heavy duty base of 1 1/4" steel tubing and a .125 strip metal for strength and stability. Electro Zinc plated for ultimate protection and rolls easily on 5" x 2" polyurethane casters, inset and bolted for lasting protection. FOB Shipping Point.

ROLLING WIRE CARTS							OPTIONAL SHELVES			
Product No.	Cap. (lbs.)	Overall Size W x D x H	Mesh Size Side	Base	Wt. (lbs.)	Price Ea.	Product No.	Cap. (lbs.)	Wt. (lbs.)	Price Ea.
HRC2	2220	63 x 28 x 72"	2 x 4	1 x 5	185	\$558.58	HRC2-S	200	25	\$63.89
HRC2G*	2220	63 x 28 x 72"	2 x 4	1 x 5	210	638.79				
HRC3	1800	36 x 48 x 77"	4 x 6	1 x 5	165	604.11				
HRC3G*	1800	36 x 48 x 77"	4 x 6	1 x 5	180	672.92				
HRC4	2200	48 x 32 x 59"	2 x 5	1 x 5	140	432.95	HRC4-S	225	20	61.33
HRC5	1800	36 x 30 x 72"	4 x 6	1 x 5	115	456.84	HRC5-S	200	15	37.94
HRC11	1800	48 x 24 x 70"	2 x 4	1 x 5	135	449.45	HRC11-S	225	15	40.25
HRC8 (Security)	1800	48 x 24 x 70"	2 x 2	1 x 5	230	695.99	HRC8-S	225	15	40.25

*G represents gate front.



H15406



H15102 & H15102-C



H15403-C Collapsed/Stacked

Wire Containers

- Available with and without casters ("C" denotes casters).

Each unit is built around a sturdy base with heavy duty hinges, solid steel latches and "NO" spiral wire corners to cause binding. Electro Zinc plated, collapsible and stackable four high. Feet made of 1/2" steel and units include one half drop gate on long side. FOB Shipping Point.

WIRE CONTAINERS							OPTIONAL 4-SPRING LOADED SHELF			
Product No.	Cap. (lbs.)	Overall Size W x D x H	Mesh Size Side	Base	Wt. (lbs.)	Price Ea.	Product No.	Cap. (lbs.)	Wt. (lbs.)	Price Ea.
H15739	800	34 x 24 x 36"	2 x 3	1 x 4	55	\$143.98				
H15739-C*	800	34 x 24 x 36"	2 x 3	1 x 4	65	187.86				
H15102	2200	44 x 33 x 39"	2 x 2	1 x 4	110	267.11	H15102-SS	175	25	\$109.38
H15102-C*	2200	44 x 33 x 39"	2 x 2	1 x 4	130	337.74				
H15403	2200	48 x 40 x 38"	2 x 4	1 x 6	115	262.81	H15403-SS	175	25	113.84
H15403-C*	2200	48 x 40 x 38"	2 x 4	1 x 6	135	325.22				
H15404	2200	48 x 40 x 45"	2 x 4	1 x 6	120	280.97	H15404-SS	175	25	113.84
H15404-C*	2200	48 x 40 x 45"	2 x 4	1 x 6	140	349.28				
H15406	1800	72 x 40 x 46"	2 x 4	1 x 6	145	473.06	H15406-SS	300	30	144.62
H15406-C*	1800	72 x 40 x 46"	2 x 4	1 x 6	165	544.21				
H16103 (Pallet Surround)	1750	48 x 40 x 34"	2 x 4	-	65	217.73				

Pricing may be adjusted with surcharges based on raw material pricing at time of order.

SHELVING & DECKING



All-Welded Rack Deck Clearance Bars

- Available in 3 rack depths.

Provides support for and access to non-palletized loads and can be used for supporting bulky products. The bars are available in 3 standard rack depths, 36", 42" and 48" deep. FOB Shipping Point.



ALL-WELDED RACK DECK CLEARANCE BARS			
Product No.	Depth	Wt. (lbs.)	Price Ea.
HRDCB-36	36"	13	\$90.45
HRDCB-42	42"	15	97.61
HRDCB-48	48"	17	104.78

All-Welded Heavy-Duty Steel Closed Shelving

- Durable powder coated gray finish.


Heavy-duty, reinforced 12 gauge steel shelves have 2,000 lbs. capacity per shelf and are enclosed on three sides to help protect and store your items. Solid steel sided shelving provides a clean and uniform look. 2" x 2" x 3/8" corner angles have footpads with anchor hole. 72" overall height with 3 3/8" bottom shelf clearance. 3 center shelves with 15" clearance between shelves. Built to last. FOB Shipping Point.



ALL-WELDED HEAVY-DUTY STEEL CLOSED SHELVING			
Product No.	Size D x W	Wt. (lbs.)	Price Ea.
H5SE-1832-72	18 x 32"	263	\$1,104.49
H5SE-2436-72	24 x 36"	335	1,383.21
H5SE-2448-72	24 x 48"	429	1,612.54
H5SE-2460-72	24 x 60"	504	1,816.37



Solid Steel Rack Decking



Perforated Steel Rack Decking

All-Welded Steel Rack Decking

- 3,000 lb. capacity per decking section.

Smooth 14 gauge steel surface with durable powder coated finish. Perforated decking has 1" diameter holes. 12 gauge reinforced channels on underside fit 1 5/8" step beams. 1 1/2" waterfall on front and back edges. Each decking section has a load capacity of 3,000 lbs. FOB Shipping Point.

ALL-WELDED SOLID STEEL RACK DECKING			
Product No.	Size D x W	Wt. (lbs.)	Price Ea.
HRD-3646-3	36 x 46"	58	\$189.33
HRD-3652-3	36 x 52"	61	201.63
HRD-3658-3	36 x 58"	66	213.93
HRD-4246-3	42 x 46"	65	211.15
HRD-4252-3	42 x 52"	71	225.34
HRD-4258-3	42 x 58"	77	239.54
HRD-4846-4	48 x 46"	82	262.75
HRD-4852-4	48 x 52"	89	278.84
HRD-4858-4	48 x 58"	96	294.91
ALL-WELDED PERFORATED STEEL RACK DECKING			
HRDP-3646-3	36 x 46"	54	203.01
HRDP-4246-3	42 x 46"	60	224.84
HRDP-4846-4	48 x 46"	77	276.43

10 piece minimum order.

All-Welded Heavy-Duty Steel Shelving

- No assembly required.

Reinforced 12 gauge steel shelves have a 2,000 lb. capacity per shelf. 2" x 2" x 3/16" corner angles have footpads with anchor. 72" overall height with 3 1/2" bottom shelf clearance under unit. Ships set up and ready for immediate use. FOB Shipping Point.



5 Shelf Unit

ALL-WELDED HEAVY-DUTY STEEL SHELVING					
4 SHELF 20 3/4" CLEARANCE			5 SHELF 15" CLEARANCE		
Size D x W	Product No.	Wt. (lbs.) Price Ea.	Product No.	Wt. (lbs.) Price Ea.	
18 x 32"	H4SH-1832-72	156 \$598.12	H5SH-1832-72	179	\$696.04
24 x 36"	H4SH-2436-72	195 695.30	H5SH-2436-72	227	817.27
24 x 48"	H4SH-2448-72	253 808.70	H5SH-2448-72	299	957.21
24 x 60"	H4SH-2460-72	298 918.00	H5SH-2460-72	356	1,093.06
30 x 48"	H4SH-3048-72	291 897.24	H5SH-3048-72	364	1,067.88
30 x 60"	H4SH-3060-72	344 1,031.46	H5SH-3060-72	414	1,233.87
36 x 60"	H4SH-3660-72	394 1,140.82	H5SH-3660-72	465	1,370.57
36 x 72"	H4SH-3672-72	478 1,291.79	H5SH-3672-72	573	1,558.49


POST BASKETS & POLYMER SHELVING UNITS



Post Baskets

- Baskets offer a variety of storage space.

Post baskets are manufactured of heavy-duty chrome wire offering a $\frac{5}{8}$ " x $\frac{5}{8}$ " mesh design on the bottom/flat surface. Super heavy-duty design affords a 600-800 lb. load capacity evenly distributed. Drop front and sloped sides provide super easy access while providing a captive space for all stored items. Baskets are adjustable on 1" increments utilizing standard 1" diameter posts. Chrome finish. FOB Shipping Point.



POST BASKETS						
BASKET				DIVIDER		
Basket Size W x L x H	Product. No.	Wt. (lbs.)	Price Ea.	Product. No.	Wt. (lbs.)	Price Ea.
18 x 24 x 10"	HBSK1824C	10	\$109.61	HDSK18	1	\$19.90
18 x 36 x 10"	HBSK1836C	15	140.58	HDSK18	1	19.90
18 x 48 x 10"	HBSK1848C	20	178.19	HDSK18	1	19.90
18 x 60 x 10"	HBSK1860C	25	209.24	HDSK18	1	19.90
24 x 24 x 10"	HBSK2424C	15	124.19	HDSK24	1	26.13
24 x 36 x 10"	HBSK2436C	20	166.88	HDSK24	1	26.13
24 x 48 x 10"	HBSK2448C	25	210.01	HDSK24	1	26.13
24 x 60 x 10"	HBSK2460C	30	247.46	HDSK24	1	26.13

Complete Post Basket Mobile Units

Includes:

- 5 Baskets
- 4 Posts
- 4 Donut Bumpers
- 4 Casters (2 with brake)

FOB Shipping Point.



HWRC74-BSK1836C-5
(Contents not included)

POST BASKET MOBILE UNITS			
Product. No.	Size W x L x H	Wt. (lbs.)	Price Ea.
HWRC74-BSK1824C-5	18 x 24 x 80"	77	\$764.46
HWRC74-BSK1836C-5	18 x 36 x 80"	102	919.31
HWRC74-BSK1848C-5	18 x 48 x 80"	127	1,107.33
HWRC74-BSK1860C-5	18 x 60 x 80"	152	1,262.58
HWRC74-BSK2424C-5	24 x 24 x 80"	102	837.40
HWRC74-BSK2436C-5	24 x 36 x 80"	127	1,050.78
HWRC74-BSK2448C-5	24 x 48 x 80"	152	1,266.49
HWRC74-BSK2460C-5	24 x 60 x 80"	177	1,453.72

Millenia All Polymer Shelving Units

- Extremely versatile and suitable for wet, humid and dry environments.

Multi-functional design and lifetime warranty against rust and corrosion. Polymer composition makes it resistant to abrasive chemicals and salt water with built-in antimicrobial protection. Shelves can be adjusted on 1" increments with no special tool required. Shelf plates are constructed from polypropylene with antimicrobial protection. Includes: 4 open grid or solid shelves with removable shelf mats and 4 posts. 2000 lb. overall load capacity. FOB Shipping Point.



Solid Shelving Unit



Vented Shelving Unit



4-TIER SOLID SHELVING UNITS			
Product. No.	Dimensions L x W x H	Wt. (lbs.)	Price Ea.
HQP183074SS-4	18 x 30 x 74"	39	\$372.96
HQP183674SS-4	18 x 36 x 74"	43	410.60
HQP184274SS-4	18 x 42 x 74"	46	460.37
HQP184874SS-4	18 x 48 x 74"	50	479.51
HQP185474SS-4	18 x 54 x 74"	56	545.45
HQP186074SS-4	18 x 60 x 74"	60	581.81
HQP187274SS-4	18 x 72 x 74"	67	648.16
HQP243074SS-4	24 x 30 x 74"	48	420.18
HQP243674SS-4	24 x 36 x 74"	54	462.93
HQP244274SS-4	24 x 42 x 74"	59	512.69
HQP244874SS-4	24 x 48 x 74"	65	547.79
HQP245474SS-4	24 x 54 x 74"	72	612.43
HQP246074SS-4	24 x 60 x 74"	77	648.16
HQP247274SS-4	24 x 72 x 74"	88	732.39

4-TIER VENTED SHELVING UNITS			
Product. No.	Dimensions L x W x H	Wt. (lbs.)	Price Ea.
HQP183074VS-4	18 x 30 x 74"	40	\$363.39
HQP183674VS-4	18 x 36 x 74"	45	399.12
HQP184274VS-4	18 x 42 x 74"	49	446.33
HQP184874VS-4	18 x 48 x 74"	53	462.93
HQP185474VS-4	18 x 54 x 74"	59	526.30
HQP186074VS-4	18 x 60 x 74"	64	561.39
HQP187274VS-4	18 x 72 x 74"	72	625.19
HQP243074VS-4	24 x 30 x 74"	51	406.13
HQP243674VS-4	24 x 36 x 74"	57	441.87
HQP244274VS-4	24 x 42 x 74"	63	490.36
HQP244874VS-4	24 x 48 x 74"	69	523.54
HQP245474VS-4	24 x 54 x 74"	76	581.81
HQP246074VS-4	24 x 60 x 74"	82	617.54
HQP247274VS-4	24 x 72 x 74"	94	699.21

WIRE SHELVING

Quantum Storage Chrome Wire Shelving

- Heavy-duty chrome wire shelving – create your own unit.
- Easy and quick assembly.

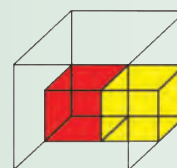
Heavy-duty chrome modular wire storage system offers a combination of shelf and post sizes to meet any applications. Split sleeve connectors with grooved numbered post allows for easy and quick assembly. Shelves are constructed of all welded wire mats and supported with architectural wire trusses providing 800 lb. capacity per shelf. Leveling legs support each corner on stationary units and polyurethane non-marking casters can be added to mobilize unit. FOB Shipping Point.

Starter Kits

Heavy-duty shelving unit allows 800 lb. shelf capacity. 60"W. and 72"W. shelves have 600 lb. load capacity. Available in 4 different heights with 15 different shelf size options. Comes complete with 4 posts and 4 shelves. Additional shelves may be purchased separately.

Add-On Kits

Allows expansion of Starter Kit by sharing a set of posts. Configuration options include straight line, back to back and right angles (L-shape). Comes complete with 2 posts, 4 shelves, and 8 S-Hooks. Additional shelves and posts may be purchased separately. Units with Add-On Kit cannot be made mobile.



QUANTUM[®]
STORAGE
SYSTEMS



Back to Back Unit

Starter Unit Add-On Unit
Side to Side Unit

Additional Shelves

May be purchased for the starter kits and add-on units. Available in 5 different widths in 12", 18" and 24" depths. Additional posts are available in 4 different heights. Please order S-Hooks if you purchase a shelf for an Add-On.

ADDITIONAL SHELVES			
Product No.	Size D x W	Wt. (lbs.)	Price Ea.
H1236C	12 x 36"	8	\$30.64
H1242C	12 x 42"	9	35.13
H1248C	12 x 48"	10	40.34
H1260C	12 x 60"	15	50.37
H1272C	12 x 72"	18	61.07
H1836C	18 x 36"	10	39.75
H1842C	18 x 42"	11	45.42
H1848C	18 x 48"	12	46.51
H1860C	18 x 60"	17	58.01
H1872C	18 x 72"	20	67.54
H2436C	24 x 36"	13	48.76
H2442C	24 x 42"	15	57.85
H2448C	24 x 48"	16	62.24
H2460C	24 x 60"	21	69.37
H2472C	24 x 72"	26	81.28
ADDITIONAL POSTS			
HP54C	54"H.	3	15.34
HP63C	63"H.	4	17.36
HP74C	74"H.	5	19.24
HP86C	86"H.	6	22.84

Mobile Units

Easy rolling on polyurethane non-marking casters. HWR-00H Wt. 10 (lbs.)/Set 4. Price Set of 4 \$91.24

S-Hooks

Use in corners or for continuous runs of shelving. Two hooks should be placed where two posts are not used. Sold in pk. of 8 hooks.

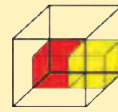
HS-HOOK Wt. 1 (lbs.) Price Ea. \$10.01

CHROME WIRE SHELVING					
STARTER			ADD-ON		
Size L x W	Product No.	Wt. (lbs.)	Product No.	Price Ea.	Price Ea.
54"H. UNITS WITH 4 SHELVES					
12 x 36"	HWR54-1236C	44	HAD54-1236C	\$183.97	\$161.09
12 x 42"	HWR54-1242C	48	HAD54-1242C	201.91	179.03
12 x 48"	HWR54-1248C	52	HAD54-1248C	222.75	199.87
12 x 60"	HWR54-1260C	72	HAD54-1260C	262.90	240.01
12 x 72"	HWR54-1272C	84	HAD54-1272C	305.72	282.84
18 x 36"	HWR54-1836C	52	HAD54-1836C	220.34	197.46
18 x 42"	HWR54-1842C	56	HAD54-1842C	243.07	220.19
18 x 48"	HWR54-1848C	62	HAD54-1848C	255.36	245.87
18 x 60"	HWR54-1860C	80	HAD54-1860C	302.10	281.76
18 x 72"	HWR54-1872C	92	HAD54-1872C	342.70	322.36
24 x 36"	HWR54-2436C	64	HAD54-2436C	267.90	245.01
24 x 42"	HWR54-2442C	72	HAD54-2442C	292.78	269.90
24 x 48"	HWR54-2448C	76	HAD54-2448C	308.78	287.03
24 x 60"	HWR54-2460C	96	HAD54-2460C	348.46	329.39
24 x 72"	HWR54-2472C	116	HAD54-2472C	399.51	380.43
63"H UNITS WITH 4 SHELVES					
12 x 36"	HWR63-1236C	48	HAD63-1236C	\$191.99	\$165.09
12 x 42"	HWR63-1242C	52	HAD63-1242C	209.93	183.04
12 x 48"	HWR63-1248C	56	HAD63-1248C	230.76	203.87
12 x 60"	HWR63-1260C	76	HAD63-1260C	270.93	244.03
12 x 72"	HWR63-1272C	88	HAD63-1272C	313.75	286.85
18 x 36"	HWR63-1836C	56	HAD63-1836C	228.37	201.48
18 x 42"	HWR63-1842C	60	HAD63-1842C	251.09	224.21
18 x 48"	HWR63-1848C	64	HAD63-1848C	262.99	242.42
18 x 60"	HWR63-1860C	82	HAD63-1860C	309.24	285.33
18 x 72"	HWR63-1872C	96	HAD63-1872C	349.84	325.93
24 x 36"	HWR63-2436C	68	HAD63-2436C	275.93	249.03
24 x 42"	HWR63-2442C	76	HAD63-2442C	300.79	273.90
24 x 48"	HWR63-2448C	80	HAD63-2448C	316.40	290.85
24 x 60"	HWR63-2460C	100	HAD63-2460C	355.15	332.73
24 x 72"	HWR63-2472C	120	HAD63-2472C	406.19	383.78
74"H UNITS WITH 4 SHELVES					
12 x 36"	HWR74-1236C	52	HAD74-1236C	\$199.51	\$168.85
12 x 42"	HWR74-1242C	56	HAD74-1242C	217.45	186.81
12 x 48"	HWR74-1248C	60	HAD74-1248C	238.28	207.63
12 x 60"	HWR74-1260C	80	HAD74-1260C	278.45	247.79
12 x 72"	HWR74-1272C	92	HAD74-1272C	321.27	290.61
18 x 36"	HWR74-1836C	60	HAD74-1836C	235.90	205.24
18 x 42"	HWR74-1842C	64	HAD74-1842C	258.63	227.97
18 x 48"	HWR74-1848C	68	HAD74-1848C	270.12	246.07
18 x 60"	HWR74-1860C	88	HAD74-1860C	315.93	288.67
18 x 72"	HWR74-1872C	100	HAD74-1872C	356.52	329.27
24 x 36"	HWR74-2436C	72	HAD74-2436C	283.45	252.79
24 x 42"	HWR74-2442C	80	HAD74-2442C	308.31	277.67
24 x 48"	HWR74-2448C	84	HAD74-2448C	323.55	294.42
24 x 60"	HWR74-2460C	104	HAD74-2460C	361.42	335.87
24 x 72"	HWR74-2472C	124	HAD74-2472C	412.46	386.91
86"H UNITS WITH 4 SHELVES					
12 x 36"	HWR86-1236C	56	HAD86-1236C	\$213.94	\$176.07
12 x 42"	HWR86-1242C	60	HAD86-1242C	231.90	194.01
12 x 48"	HWR86-1248C	64	HAD86-1248C	252.72	214.85
12 x 60"	HWR86-1260C	84	HAD86-1260C	292.88	255.01
12 x 72"	HWR86-1272C	96	HAD86-1272C	335.70	297.82
18 x 36"	HWR86-1836C	64	HAD86-1836C	250.33	212.46
18 x 42"	HWR86-1842C	68	HAD86-1842C	273.06	235.18
18 x 48"	HWR86-1848C	72	HAD86-1848C	283.84	253.07
18 x 60"	HWR86-1860C	92	HAD86-1860C	308.21	295.09
18 x 72"	HWR86-1872C	104	HAD86-1872C	346.27	335.69
24 x 36"	HWR86-2436C	76	HAD86-2436C	283.03	260.01
24 x 42"	HWR86-2442C	84	HAD86-2442C	322.76	284.88
24 x 48"	HWR86-2448C	88	HAD86-2448C	337.27	301.28
24 x 60"	HWR86-2460C	108	HAD86-2460C	373.45	341.88
24 x 72"	HWR86-2472C	128	HAD86-2472C	424.49	392.93

Starter Units include 4 posts and 4 shelves

Add-On Units include 2 posts, 4 shelves and 8 S-Hooks.

WIRE SHELVING



QUANTUM® STORAGE SYSTEMS

Chrome Wire Shelving

- Create your own unit to fit your needs.
- Quick and easy assembly.
- Perfect for dry storage as well as displaying products.
- NSF Approved.


A bright, shiny surface which comes from a plating process where hard chrome is deposited over a nickel surface. This finish is the most popularly utilized due to its extreme durability and ability to be used in almost any type of application. Ideal in warehouse, offices, medical supply rooms, back room storage and garages. FOB Shipping Point.



Green, Gray and Black Epoxy Wire Shelving

- Perfect for wet environments.
- Antimicrobial coating.
- NSF Approved.

An economical solution for high humidity or wet applications. Perfect for cooler applications. The carbon steel is treated with an iron phosphate and the powder coated epoxy is electrostatically applied, baked and cured to a hard surface. FOB Shipping Point.



Posts

- 16 gauge carbon steel posts.
- Adjustable on 1" increments to fit your needs.
- NSF Approved.

All posts are fabricated from 16 gauge carbon steel with grooves on 1" increments. Numbers are printed between grooves for quick assembly. Leveling legs are enclosed with all posts. Leveling legs cannot be used in conjunction with stem casters. FOB Shipping Point.




POSTS					
Description	Chrome Product No.	Green Product No.	Black Product No.	Gray Product No.	Wt. (lbs.) Price Ea.
6"H Post	HP6C	HP6P	HP6BK	HP6GY	1 \$5.09
14"H Post	HP14C	HP14P	HP14BK	HP14GY	1 7.12
34"H Post	HP34C	HP34P	HP34BK	HP34GY	2 10.40
36"H Post	HP36C	--	--	--	2 10.90
39"H Post	HP39C	--	HP39BK	--	2 11.52
54"H Post	HP54C	HP54P	HP54BK	HP54GY	3 15.34
63"H Post	HP63C	HP63P	HP63BK	HP63GY	4 17.36
74"H Post	HP74C	HP74P	HP74BK	HP74GY	4 19.24
86"H Post	HP86C	HP86P	HP86BK	HP86GY	5 22.84
96"H Post	HP96C	HP96P	HP96BK	HP96GY	6 25.25

Donut Bumper

Non-marking donut bumper used to protect walls and help cushion impact. FOB Shipping Point.

HDB Wt. 1 (lbs.) Price Ea. \$3.12



All Four Finishes at the Same Price.

12" DEEP WIRE SHELVES					
Size W x L	Chrome Product No.	Green Product No.	Black Product No.	Gray Product No.	Wt. (lbs.) Price Ea.
12 x 24"	H1224C	H1224P	H1224BK	H1224GY	6 \$23.61
12 x 30"	H1230C	H1230P	H1230BK	H1230GY	6 27.55
12 x 36"	H1236C	H1236P	H1236BK	H1236GY	7 30.64
12 x 42"	H1242C	H1242P	H1242BK	H1242GY	8 35.13
12 x 48"	H1248C	H1248P	H1248BK	H1248GY	9 40.34
12 x 60"	H1260C	H1260P	H1260BK	H1260GY	14 50.37
12 x 72"	H1272C	H1272P	H1272BK	H1272GY	17 61.07

14" DEEP WIRE SHELVES					
Size W x L	Chrome Product No.	Green Product No.	Black Product No.	Gray Product No.	Wt. (lbs.) Price Ea.
14 x 24"	H1424C	H1424P	H1424BK	H1424GY	6 \$26.48
14 x 30"	H1430C	H1430P	H1430BK	H1430GY	7 30.76
14 x 36"	H1436C	H1436P	H1436BK	H1436GY	8 35.04
14 x 42"	H1442C	H1442P	H1442BK	H1442GY	10 39.73
14 x 48"	H1448C	H1448P	H1448BK	H1448GY	11 43.79
14 x 54"	H1454C	H1454P	H1454BK	H1454GY	12 50.75
14 x 60"	H1460C	H1460P	H1460BK	H1460GY	14 58.19
14 x 72"	H1472C	H1472P	H1472BK	H1472GY	17 69.82

18" DEEP WIRE SHELVES					
Size W x L	Chrome Product No.	Green Product No.	Black Product No.	Gray Product No.	Wt. (lbs.) Price Ea.
18 x 24"	H1824C	H1824P	H1824BK	H1824GY	7 \$30.30
18 x 30"	H1830C	H1830P	H1830BK	H1830GY	8 34.81
18 x 36"	H1836C	H1836P	H1836BK	H1836GY	10 39.75
18 x 42"	H1842C	H1842P	H1842BK	H1842GY	11 45.42
18 x 48"	H1848C	H1848P	H1848BK	H1848GY	14 46.51
18 x 54"	H1854C	H1854P	H1854BK	H1854GY	15 57.60
18 x 60"	H1860C	H1860P	H1860BK	H1860GY	17 58.01
18 x 72"	H1872C	H1872P	H1872BK	H1872GY	20 67.54

21" DEEP WIRE SHELVES					
Size W x L	Chrome Product No.	Green Product No.	Black Product No.	Gray Product No.	Wt. (lbs.) Price Ea.
21 x 24"	H2124C	H2124P	H2124BK	H2124GY	8 \$33.84
21 x 30"	H2130C	H2130P	H2130BK	H2130GY	9 39.34
21 x 36"	H2136C	H2136P	H2136BK	H2136GY	11 45.61
21 x 42"	H2142C	H2142P	H2142BK	H2142GY	12 52.19
21 x 48"	H2148C	H2148P	H2148BK	H2148GY	14 60.90
21 x 54"	H2154C	H2154P	H2154BK	H2154GY	16 67.54
21 x 60"	H2160C	H2160P	H2160BK	H2160GY	18 76.67
21 x 72"	H2172C	H2172P	H2172BK	H2172GY	24 90.33

24" DEEP WIRE SHELVES					
Size W x L	Chrome Product No.	Green Product No.	Black Product No.	Gray Product No.	Wt. (lbs.) Price Ea.
24 x 24"	H2424C	H2424P	H2424BK	H2424GY	9 \$38.55
24 x 30"	H2430C	H2430P	H2430BK	H2430GY	11 44.46
24 x 36"	H2436C	H2436P	H2436BK	H2436GY	13 48.76
24 x 42"	H2442C	H2442P	H2442BK	H2442GY	15 57.85
24 x 48"	H2448C	H2448P	H2448BK	H2448GY	16 62.24
24 x 54"	H2454C	H2454P	H2454BK	H2454GY	18 67.30
24 x 60"	H2460C	H2460P	H2460BK	H2460GY	21 69.37
24 x 72"	H2472C	H2472P	H2472BK	H2472GY	26 81.28

30" DEEP WIRE SHELVES					
Size W x L	Chrome Product No.	Green Product No.	Black Product No.	Gray Product No.	Wt. (lbs.) Price Ea.
30 x 36"	H3036C	H3036P	H3036BK	H3036GY	15 \$67.67
30 x 42"	H3042C	H3042P	H3042BK	H3042GY	18 78.12
30 x 48"	H3048C	H3048P	H3048BK	H3048GY	21 87.88
30 x 60"	H3060C	H3060P	H3060BK	H3060GY	27 115.18
30 x 72"	H3072C	H3072P	H3072BK	H3072GY	31 135.39

36" DEEP WIRE SHELVES					
Size W x L	Chrome Product No.	Green Product No.	Black Product No.	Gray Product No.	Wt. (lbs.) Price Ea.
36 x 36"	H3636C	H3636P	H3636BK	H3636GY	18 \$79.85
36 x 48"	H3648C	H3648P	H3648BK	H3648GY	23 102.75
36 x 60"	H3660C	H3660P	H3660BK	H3660GY	29 131.57
36 x 72"	H3672C	H3672P	H3672BK	H3672GY	35 153.75

Mobile Kit

Set of 4 swivel thermo plastic resin 5" x 1 1/4" casters, 2 with brakes. Can be used with all units shown. 1,200 lb. load capacity. FOB Shipping Point.

HWR-00H Wt. 10 (lbs.) Price Ea. \$91.24

CHROME WIRE SHELVING

Chrome Wire Shelving Carts

• Easy and quick assembly.

Genuine Quantum Chrome Wire Shelving Mobile Carts. Heavy Duty wire shelving mobile carts resist corrosion, prevent the build up of dust and dirt, improve the visibility of stored parts and allow for sprinkler penetration and ventilation. Carts support 1200 lbs. Cart comes complete with four casters in a two or three shelf configuration. FOB Shipping Point.

CHROME WIRE SHELVING CARTS 18" HANDLE				
Product No.	Size W x L x H	No. Shelves	Wt. (lbs.)	Price Ea.
HWRC-1836-2	18 x 36 x 37½"	2	42	\$234.28
HWRC-1836-3	18 x 36 x 37½"	3	52	274.01
HWRC-1842-2	18 x 42 x 37½"	2	45	245.64
HWRC-1842-3	18 x 42 x 37½"	3	56	291.06
HWRC-1848-2	18 x 48 x 37½"	2	47	258.48
HWRC-1848-3	18 x 48 x 37½"	3	59	310.31
24" HANDLE				
HWRC-2436-2	24 x 36 x 37½"	2	47	265.73
HWRC-2436-3	24 x 36 x 37½"	3	60	317.36
HWRC-2442-2	24 x 42 x 37½"	2	53	278.16
HWRC-2442-3	24 x 42 x 37½"	3	68	336.00
HWRC-2448-2	24 x 48 x 37½"	2	61	294.25
HWRC-2448-3	24 x 48 x 37½"	3	76	360.15



HWRC-1836-2

Chrome Wire Shelving Unit Accessories

Side and Back Ledges

Ledges act as a perimeter to retain shelf items and prevent anything from falling off. Chrome finish.



SIDE LEDGES			
Product No.	Description	Wt. (lbs.)	Price Ea.
HSL12	12"D Side Ledge	1	\$8.09
HSL14	14"D Side Ledge	1	9.24
HSL18	18"D Side Ledge	1	9.27
HSL21	21"D Side Ledge	2	10.78
HSL24	24"D Side Ledge	2	11.46
HSL30	30"D Side/Back Ledge	2	13.90
BACK LEDGES			
HBL36	36"W Back/Side Ledge	3	14.87
HBL42	42"W Back Ledge	3	16.66
HBL48	48"W Back Ledge	3	17.73
HBL54	54"W Back Ledge	4	18.04
HBL60	60"W Back Ledge	5	18.88
HBL72	72"W Back Ledge	6	23.09

Dividers

Dividers are 7"H and are available in 7 depths to be used with all shelves. Dividers come 2 per package. Chrome finish.



SHELF DIVIDERS			
Product No.	Description	Wt. (lbs.)	Price Ea.
HDIV12	Divider for 12"D Shelf	2	\$12.21
HDIV14	Divider for 14"D Shelf	2	12.34
HDIV18	Divider for 18"D Shelf	2	13.00
HDIV21	Divider for 21"D Shelf	3	14.52
HDIV24	Divider for 24"D Shelf	3	15.45
HDIV30	Divider for 30"D Shelf	4	24.36
HDIV36	Divider for 36"D Shelf	4	30.60

Drawer Slides

Single and double Drawer Slides compliment any system with specialized areas for storage and allow bins and trays to be suspended between shelves.



Foot Plates

Use of Foot Plate on post allows unit to be bolted to the floor for added support. HFP Wt. 1 (lbs.) Price Ea. \$5.87

Floor Glides

Use of Non-Marking Floor Glides protect floor from damage. HFG Wt. 1 (lbs.) Price per set of 4 \$2.94

Document Holder

Measures 12½"L x 2"D x 8½"H. HDH8 Wt. 1 (lbs.) Price Ea. \$22.76


Utility Basket

Measures 17½"L x 7½"D x 10"H. HUB10 Wt. 1 (lbs.) Price Ea. \$48.76

S Hooks

Use in corners or for continuous runs of shelving. Two hooks should be placed per shelf where two posts are not utilized. Sold in pk. of 8 hooks.

HS-HOOK Wt. 8 (lbs.) Price Ea. \$10.01



HBC212434M1



HBC212469M1

Bin Carts

Modular in design the slide positions are adjustable on 1" centers enabling the cart to work with various bins and/or trays. Bins available in Red, Blue and Gray -- please specify. Chrome finish. FOB Shipping Point.

BIN CARTS WITH DIVIDABLE GRID CONTAINERS				
Product No.	Size L x W x H	No. Bins	Bin Size L x W x H	Price Ea.
HBC212434M1	21 x 24 x 45"	4	22½ x 17½ x 6"	\$568.24
HBC212469M1	21 x 24 x 69"	7	22½ x 17½ x 6"	826.61
HBC212469M2	21 x 24 x 69"	11	22½ x 17½ x 3"	1,092.36
BIN CART WITHOUT BINS (Includes slides for 7 bin levels)				
HBC212469M	21 x 24 x 69"	-	-	595.12

WIRE SHELVING, WIRE PANELS, & MESH BINS




4-Shelf Consumer Grade Wire Shelving

- All packed in 1 box for Super Easy Inventory Control, Shipping and Receiving.
- 300 lb. capacity per shelf.

The wire design allows for air circulation and minimal dust buildup. Shelves easily adjust on 1" increments to your exact needs. Ideal storage solution for any commercial, office, warehouse or home application. Available in Bright Chrome or Green Epoxy finish. FOB Shipping Point.

4-SHELF CONSUMER GRADE WIRE SHELVING				
Chrome Product No.	Epoxy Product No.	Outside Dimensions	Wt. (lbs.)	Price Ea.
HRWR72-1830LD	HRWR72-1830LDP	18 x 30 x 72"	35	\$178.39
HRWR72-1836LD	HRWR72-1836LDP	18 x 36 x 72"	38	209.82
HRWR72-1842LD	HRWR72-1842LDP	18 x 42 x 72"	42	221.87
HRWR72-1848LD	HRWR72-1848LDP	18 x 48 x 72"	46	239.31
HRWR72-2430LD	HRWR72-2430LDP	24 x 30 x 72"	40	216.25
HRWR72-2436LD	HRWR72-2436LDP	24 x 36 x 72"	46	249.39
HRWR72-2442LD	HRWR72-2442LDP	24 x 42 x 72"	51	257.64
HRWR72-2448LD	HRWR72-2448LDP	24 x 48 x 72"	56	290.30



Wire Plastic Mat Shelving Units

- All packed in 1 box for Super Easy Inventory Control, Shipping and Receiving.
- 600 lb. capacity per shelf.

Smooth, vented, open grid surface allows for air circulation and minimal dust buildup. Anti-microbial plastic mat overlay over a heavy-duty wire perimeter shelf. Plastic mats can be easily removed for cleaning and are dishwasher safe. Plastic material will never dent, chip, rust or corrode. Shelves easily adjust to your exact height needs. Ideal storage solution for any commercial or home application. Ideal for food service and healthcare applications. Posts and frames are steel with anti-bacterial blue finish. FOB Shipping Point.

WIRE PLASTIC MAT SHELVING UNITS			
Product No.	Dimensions W x L x H	Wt. (lbs.)	Price Ea.
HRPWR72-1830E	18 x 30 x 72"	44	\$216.84
HRPWR72-1836E	18 x 36 x 72"	49	258.34
HRPWR72-1848E	18 x 48 x 72"	59	320.84
HRPWR72-2430E	24 x 30 x 72"	57	272.91
HRPWR72-2436E	24 x 36 x 72"	64	322.94
HRPWR72-2448E	24 x 48 x 72"	77	408.31



Mesh Stack & Hang Bins

- Available in 12 popular sizes.

New patented wire Mesh Bins are an industry exclusive. Our innovative mesh design offers a nickel-chrome finish and a 3/8" x 3/8" grid pattern allowing complete visibility of the bin's contents. This unique mesh pattern provides a dust free storage environment. Bins feature rear hanger that allows them to hang from any louvered wall panel or rail system. Optional Side Stacking Ledge, sold separately, allows Mesh Bins to stack one on top of the other. FOB Shipping Point.




MESH STACK & HANG BINS				SIDE LEDGE		
Product No.	Outside Dimensions	Wt. (lbs.)	Price Ea.	Product No.	Wt. (lbs.)	Price Per Pair
HQMB510C	5 1/4 x 4 1/4 x 3"	12	\$19.81	HMB510C	1	\$4.07
HQMB520C	7 1/4 x 4 1/4 x 3"	15	22.36	HMB520C	1	4.19
HQMB524C	10 1/4 x 4 1/4 x 4"	15	31.15	HMB530/535C	1	4.69
HQMB530C	10 1/4 x 5 1/2 x 5"	12	30.36	HMB530/535C	1	4.69
HQMB534C	14 1/4 x 5 1/2 x 5"	9	42.49	HMB540/550C	2	4.81
HQMB535C	10 1/4 x 11 x 5"	19	42.69	HMB530/535C	1	4.69
HQMB539C	10 1/4 x 8 x 7"	20	38.16	HMB539C	2	5.04
HQMB540C	14 1/4 x 8 x 7"	30	48.52	HMB540/550C	2	4.81
HQMB550C	14 1/4 x 16 1/4 x 7"	17	67.03	HMB540/550C	2	4.81
HQMB560C	18 1/2 x 11 x 10 1/4"	21	86.04	HMB560/570C	2	5.70
HQMB565C	18 x 8 1/2 x 9"	19	64.60	HMB565C	2	6.30
HQMB570C	18 1/2 x 17 x 11 1/4"	28	104.40	HMB560/570C	2	5.70

Wire Louvered Panels

- Available in three sizes.



Quantum's new chrome wire louvered panels offer a perfect mounting solution for all plastic hanging and new wire mesh hanging bins. Unlike a standard louvered panel where there can be the occasional concern of dust or dirt accumulation, Quantum's exclusive offering of wire panels, completely resist any buildup of dust or dirt. Direct mounting clips are included and enable fastening to any surface - wall, wood, concrete, or drywall. Offset mounting clips HWLP-OSC are sold separately if you want the wire panel mounted offset and away from a wall surface for easier cleaning behind the panel. FOB Shipping Point.



HWLP-3036C (Bins Sold Separately)

WIRE LOUVERED PANELS			
Product No.	Outside Dimensions	Wt. (lbs.)	Price Ea.
HWLP-1836C	36"W x 18"H	13	\$88.93
HWLP-3036C	36"W x 30"H	21	143.22
HWLP-3048C	48"W x 30"H	28	175.69

HWLP-OSC Offset Mount Clips - 4 Pack, Wt. 1 (lb.), Price Per Pkg. \$7.43



HWLP-OSC Offset Mount Clip

CHROME WIRE SHELVING



HWR12-107



HWR6-260



HWR5-700



HWR6-13-MIX



HWR8-952



HWR6-973

Chrome Wire Shelving Units with Bins

- Supports heavy duty loads.
- Shelves have a capacity of 800 lbs. per shelf.

Combine stylish chrome shelving and parts organizing bins. Sturdy shelving unit supports loads up to 800 lbs. Choice of bins. Easy to assembly. FOB Shipping Point.

Shelf Bins...

Available in Blue, Red, Yellow, Green, Ivory or Black –please specify.

Ultra Bins...

Available in Blue, Red, Yellow, Green, Ivory or Black –please specify.

Giant Hopper Bins...

Available in Gray, Blue or Red – please specify.

Magnum Bins...

Available in Blue, Yellow, Green, Red, or Black – please specify.


Hulk Containers...

Available in Blue, Red and Yellow – please specify.

CHROME WIRE SHELVING						
A) WITH SHELF BINS						
Product No.	Size W x D x H	No. Shelves	No. Bins	Bin Size L x W x H	Wt. (lbs.)	Price Ea.
HWR12-101	12 x 36 x 74"	12	88	11 1/2 x 4 1/2 x 4"	155	\$817.87
HWR12-102	12 x 36 x 74"	12	55	11 1/2 x 6 1/2 x 4"	149	814.70
HWR12-107	12 x 36 x 74"	12	44	11 1/2 x 8 1/2 x 4"	149	793.88
HWR12-109	12 x 36 x 74"	12	33	11 1/2 x 11 1/2 x 4"	145	803.54
HWR12-103	18 x 36 x 74"	12	88	17 1/2 x 4 1/2 x 4"	191	1,059.58
HWR12-104	18 x 36 x 74"	12	55	17 1/2 x 6 1/2 x 4"	184	1,029.78
HWR12-108	18 x 36 x 74"	12	44	17 1/2 x 8 1/2 x 4"	189	1,052.28
HWR12-110	18 x 36 x 74"	12	33	17 1/2 x 11 1/2 x 4"	186	1,085.10
B) WITH ULTRA BINS						
HWR10-230240	14 x 36 x 74"	10	36/12	10 1/2 x 5 1/2 x 5"	150	977.24
				14 1/2 x 8 1/2 x 7"		
HWR8-239	12 x 36 x 74"	8	28	10 1/2 x 8 1/2 x 7"	119	841.13
HWR8-240	14 x 36 x 74"	8	28	14 1/2 x 8 1/2 x 7"	136	906.39
HWR7-245	12 x 36 x 74"	7	24	10 1/2 x 16 1/2 x 5"	118	851.22
HWR8-250	14 x 36 x 74"	8	14	14 1/2 x 16 1/2 x 7"	129	758.93
HWR8-255	18 x 36 x 74"	8	21	16 x 11 x 8"	154	1,047.63
HWR6-260	18 x 36 x 74"	6	15	18 x 11 x 10"	121	973.87
HWR6-265	18 x 36 x 74"	6	20	18 x 8 1/2 x 9"	116	956.19
HWR5-270	18 x 36 x 74"	5	8	18 x 16 1/2 x 11"	102	707.27
C) WITH GIANT HOPPER BINS						
HWR5-600	18 x 36 x 74"	5	12	17 1/2 x 10 1/2 x 12 1/2"	106	634.37
HWR5-600800	18 x 36 x 74"	5	6	17 1/2 x 10 1/2 x 12 1/2"	104	618.96
			4	17 1/2 x 16 1/2 x 12 1/2"		
HWR5-800	18 x 36 x 74"	5	16	17 1/2 x 16 1/2 x 12 1/2"	110	603.54
HWR5-700	18 x 42 x 74"	5	8	15 1/2 x 19 1/2 x 12 1/2"	102	665.63
D) WITH MAGNUM BINS						
HWR9-531	18 x 42 x 74"	9	24	19 1/2 x 12 1/2 x 5 1/2"	195	1,158.28
HWR7-532	18 x 42 x 74"	7	8	19 1/2 x 12 1/2 x 7 1/2"	166	940.12
HWR5-533	18 x 42 x 74"	5	12	19 1/2 x 12 1/2 x 11 1/2"	135	737.21
HWR5-543	18 x 42 x 74"	5	8	19 1/2 x 18 1/2 x 11 1/2"	139	759.03
HWR6-13-MIX	18 x 42 x 74"	6	3	19 1/2 x 12 1/2 x 5 1/2"	157	858.76
			3	19 1/2 x 12 1/2 x 7 1/2"		
			3	19 1/2 x 12 1/2 x 11 1/2"		
			4	19 1/2 x 18 1/2 x 11 1/2"		
E) WITH 24" HULK CONTAINERS						
HWR8-950	24 x 36 x 74"	8	28	23 1/2 x 8 1/2 x 7"	209	1,513.54
HWR7-951	24 x 36 x 74"	7	24	23 1/2 x 8 1/2 x 9"	190	1,380.52
HWR8-952	24 x 36 x 74"	8	21	23 1/2 x 11 x 7"	209	1,393.36
HWR6-953	24 x 36 x 74"	6	15	23 1/2 x 11 x 10"	185	1,096.61
HWR6-954	24 x 36 x 74"	6	10	23 1/2 x 16 1/2 x 11"	190	1,007.24
HWR8-950952	24 x 36 x 74"	8	12	23 1/2 x 8 1/2 x 7"	203	1,444.87
			12	23 1/2 x 11 x 7"		
F) WITH 30" HULK CONTAINERS						
HWR8-970	30 x 36 x 74"	8	28	29 1/2 x 8 1/2 x 7"	209	2,057.79
HWR6-973	30 x 36 x 74"	6	15	29 1/2 x 11 x 10"	185	1,335.81
HWR6-974	30 x 36 x 74"	6	10	29 1/2 x 16 1/2 x 11"	190	1,209.03
HWR6-973974	30 x 36 x 74"	6	9	29 1/2 x 11 x 10"	185	1,285.09
			4	29 1/2 x 16 1/2 x 11"		
G) WITH 36" HULK CONTAINERS (not shown)						
HWR5-993	36 x 36 x 86"	5	8	35 1/2 x 16 1/2 x 17 1/2"	230	1,518.84
HWR5-995	36 x 48 x 86"	5	8	35 1/2 x 19 1/2 x 17 1/2"	263	1,745.84
HWR5-997	36 x 48 x 86"	5	8	35 1/2 x 23 1/2 x 17 1/2"	279	2,157.13

Please specify bin color.

WIRE SHELVING WITH BINS



Shelf Bin Wire Systems

- Available with 12 shelves to efficiently accommodate small parts.

Shelf Bin Wire Systems can be configured for use with 36, 48, 60 or 96 bins providing a versatile system for storage and material handling. Durable and strong polypropylene shelf bins outlast corrugated bins. Bins available in Blue (B), Red (R), Yellow (Y), or Semi-Clear (SCLAR) -- please specify. FOB Shipping Point.

SHELF BIN WIRE SYSTEMS							
Product No.	Bin Dims. L x W x H	Shelf Dims. D x L x H	No. of Shelves	No. of Bins	Bin No.	Wt. (lbs.)	Price Ea.
HAWS143630120	11 1/2 x 4 1/2 x 4"	14 x 36 x 74"	12	96	H30120	150	\$1,323.90
HAWS143630130	11 1/2 x 6 x 4"	14 x 36 x 74"	12	60	H30130	145	1,318.39
HAWS143630150	11 1/2 x 8 x 4"	14 x 36 x 74"	12	48	H30150	145	1,265.06
HAWS143630170	11 1/2 x 11 x 4"	14 x 36 x 74"	12	36	H30170	143	1,307.69
HAWS183630128	17 1/2 x 4 1/2 x 4"	18 x 36 x 74"	12	96	H30128	190	1,469.99
HAWS183630138	17 1/2 x 6 x 4"	18 x 36 x 74"	12	60	H30138	176	1,407.10
HAWS183630158	17 1/2 x 8 x 4"	18 x 36 x 74"	12	48	H30158	184	1,455.79
HAWS183630178	17 1/2 x 11 x 4"	18 x 36 x 74"	12	36	H30178	175	1,555.70
HAWS244830124	23 1/2 x 4 1/2 x 4"	24 x 48 x 74"	12	96	H30124	295	2,652.81
HAWS244830164	23 1/2 x 6 x 4"	24 x 48 x 74"	12	60	H30164	286	2,322.28
HAWS244830184	23 1/2 x 8 x 4"	24 x 48 x 74"	12	48	H30184	280	2,436.48
HAWS244830174	23 1/2 x 11 x 4"	24 x 48 x 74"	12	36	H30174	275	2,415.52

AkroBin® Wire Systems

- Available with up to 11 shelves.

A wide variety of shelf configurations are possible with three sizes of shelving available. Durable AkroBins® feature a curved bottom hopper front, to enable easy access of small parts. Bins available in Blue (B), Red (R), Yellow (Y), Stone (S), Green (GRN) or Semi-Clear (SCLAR) -- please specify. FOB Shipping Point.

AKROBIN® WIRE SYSTEMS							
Product No.	Bin Dims. L x W x H	Shelf Dims. D x L x H	No. of Shelves	No. of Bins	Bin No.	Wt. (lbs.)	Price Ea.
HAWS143630240	14 1/2 x 8 1/2 x 7"	14 x 36 x 74"	4	36	H30240	120	\$1,313.28
HAWS143630250	14 1/2 x 16 1/2 x 7"	14 x 36 x 74"	4	18	H30250	108	1,043.13
HAWS184830260	18 x 11 x 10"	18 x 48 x 74"	6	24	H30260	155	2,073.42
HAWS183630265*	18 x 8 1/2 x 9"	18 x 36 x 74"	5	18	H30265	116	1,230.97
HAWS183630270	18 x 16 1/2 x 11"	18 x 36 x 74"	5	9	H30270	106	1,046.13
HAWS184830280**	20 x 12 1/2 x 6"	18 x 48 x 74"	9	24	H30280	181	1,610.06
HAWS184830281**	20 x 12 1/2 x 8"	18 x 48 x 74"	7	18	H30281	151	1,336.39
HAWS184830282**	20 x 12 1/2 x 12"	18 x 48 x 74"	5	12	H30282	121	1,047.31
HAWS184830283**	20 x 18 x 12"	18 x 48 x 74"	5	8	H30283	122	1,002.75

*Available in Blue (B), Red (R), Yellow (Y) or Stone (S) only.

**Available in Blue (B), Red (R) or Yellow (Y) only.




HAWS184830281

Stak-N-Store Wire Systems

- Maximize space utilization - ideal for bulky items.

Available with shelves and come with 8, 9 or 12 bins. Bins feature a wide hopper front for easy access. Bins available in Blue (B), Red (R) or Gray (GRY) --please specify. FOB Shipping Point.




STAK-N-STORE WIRE SYSTEMS							
Product No.	Bin Dims. L x W x H	Shelf Dims. D x L x H	No. of Shelves	No. of Bins	Bin No.	Wt. (lbs.)	Price Ea.
HAWS184813017	15 1/2 x 19 1/2 x 12 1/2"	18 x 36 x 74"	5	9	H13017	119	\$924.07
HAWS183613014	17 1/2 x 10 1/2 x 12 1/2"	18 x 36 x 74"	5	12	H13014	99	890.18
HAWS183613018	17 1/2 x 16 1/2 x 12 1/2"	18 x 36 x 74"	5	8	H13018	94	813.03

Nest & Stack Wire Systems

- Simplify your workflow with this nest & stack bin system.

Available with 4 or 9 shelves to customize to your material handling requirements. Configure your system with 12 or 36 Nest & Stack Totes. Nest & Stack Totes are ideal for transfer applications. Nest when empty. Optional tote lids protect contents from dust--contact dealer. Built-in label holders allow quick content identification. Bins available in Blue (B), Red (R) or Gray (GRY) --please specify. FOB Shipping Point.



NEST & STACK WIRE SYSTEMS							
Product No.	Bin Dims. L x W x H	Shelf Dims. D x L x H	No. of Shelves	No. of Totes	Bin No.	Wt. (lbs.)	Price Ea.
HAWS183635180	18 x 11 x 6"	18 x 36 x 74"	9	36	H35180	176	\$1,275.27
HAWS246035225	23 1/2 x 19 1/2 x 10"	24 x 60 x 74"	4	12	H35225	179	1,214.86

Polymer Dunnage Racks

- One-piece construction.
- Corrosion and rust resistant.

One-piece, polyethylene construction with front to rear slots for easy loading. Ideal for off the floor storage. 36" rack has 1,200 lb. capacity and 48" rack has 2,000 lb. capacity. Available in Charcoal Gray. FOB Shipping Point.



Surcharge may apply.

POLYMER DUNNAGE RACKS				
Product No.	Description	Size D x L x H	Wt. (lbs.)	Price Ea.
HJ36PD	36" Long Plastic Dunnage	22 x 36 x 12"	21	\$245.90
HJ48PD	48" Long Plastic Dunnage	22 x 48 x 12"	28	282.84

WIRE SHELVING

OLYMPIC
STORAGE COMPANY

by  **MIDWEST
WHOLESALE
CONTAINER**

Wire Shelving

- Versatile construction.
- Fast, secure assembly.

The open wire design of these carbon-steel shelves minimizes dust accumulation and allows a free circulation of air, greater visibility of stored items and greater light penetration. Wire shelving can change as quickly as your needs. Posts have grooves at 1" intervals. A tapered split sleeve snaps together around each post. Tapered openings in the shelf corners slide over the tapered split sleeves providing a positive lock. Shelf is assembled in minutes without the use of any special tools. Shelf wires run front to back, allowing you to slide items on and off shelves smoothly. Unit comes complete with 4 shelves. Shelves are accessible from all sides making maximum use of storage space. Bolt levelers compensate for uneven surfaces on stationary posts. Posts also available for mobile posts. Call for details. Choose from Chrome, Green Epoxy or Powder Coat Black finish. FOB Shipping Point.

WIRE SHELVING UNIT - 54"H.						
STARTER UNIT			ADD ON UNIT			
Size W x L	Product No.	Wt. (lbs.)	Price Ea.	Product No.	Wt. (lbs.)	Price Ea.
18 x 36"	HJ1836-54*	50	\$226.43	HAI1836-54*	44	\$206.86
18 x 42"	HJ1842-54	56	256.43	HAI1842-54	50	236.65
18 x 48"	HJ1848-54*	60	256.43	HAI1848-54*	54	236.65
18 x 54"	HJ1854-54*	70	295.00	HAI1854-54*	64	272.40
18 x 60"	HJ1860-54	80	295.00	HAI1860-54	74	274.38
18 x 72"	HJ1872-54	92	333.57	HAI1872-54	86	314.10
24 x 24"	HJ2424-54*	48	257.86	HAI2424-54*	42	238.62
24 x 36"	HJ2436-54*	64	263.57	HAI2436-54*	58	242.60
24 x 42"	HJ2442-54	72	307.86	HAI2442-54	66	282.32
24 x 48"	HJ2448-54*	76	307.86	HAI2448-54*	70	286.30
24 x 54"	HJ2454-54	84	349.29	HAI2454-54	78	329.98
24 x 60"	HJ2460-54	96	349.29	HAI2460-54	90	329.98
24 x 72"	HJ2472-54	116	399.29	HAI2472-54	110	381.62

WIRE SHELVING UNIT - 63"H.						
STARTER UNIT			ADD ON UNIT			
Size W x L	Product No.	Wt. (lbs.)	Price Ea.	Product No.	Wt. (lbs.)	Price Ea.
18 x 36"	HJ1836-63*	52	\$229.29	HAI1836-63*	45	\$207.84
18 x 42"	HJ1842-63	58	259.29	HAI1842-63	51	237.63
18 x 48"	HJ1848-63*	62	259.29	HAI1848-63*	55	237.63
18 x 54"	HJ1854-63*	72	297.86	HAI1854-63*	65	273.37
18 x 60"	HJ1860-63	82	297.86	HAI1860-63	75	275.37
18 x 72"	HJ1872-63	94	336.43	HAI1872-63	87	315.08
24 x 24"	HJ2424-63*	50	260.71	HAI2424-63*	43	239.62
24 x 36"	HJ2436-63*	66	266.43	HAI2436-63*	59	243.57
24 x 42"	HJ2442-63	74	310.71	HAI2442-63	67	283.30
24 x 48"	HJ2448-63*	78	310.71	HAI2448-63*	71	287.29
24 x 54"	HJ2454-63	86	352.14	HAI2454-63	79	330.98
24 x 60"	HJ2460-63	98	352.14	HAI2460-63	91	330.98
24 x 72"	HJ2472-63	118	402.14	HAI2472-63	111	382.60

WIRE SHELVING UNIT - 74"H.						
STARTER UNIT			ADD ON UNIT			
Size W x L	Product No.	Wt. (lbs.)	Price Ea.	Product No.	Wt. (lbs.)	Price Ea.
18 x 36"	HJ1836-74*	54	\$235.71	HAI1836-74*	46	\$210.81
18 x 42"	HJ1842-74	60	265.71	HAI1842-74	52	240.62
18 x 48"	HJ1848-74*	64	265.71	HAI1848-74*	56	240.62
18 x 54"	HJ1854-74*	74	304.29	HAI1854-74*	66	276.37
18 x 60"	HJ1860-74	84	304.29	HAI1860-74	76	278.33
18 x 72"	HJ1872-74	96	342.86	HAI1872-74	88	318.06
24 x 24"	HJ2424-74*	52	267.14	HAI2424-74*	44	242.60
24 x 36"	HJ2436-74*	68	272.86	HAI2436-74*	60	246.57
24 x 42"	HJ2442-74	76	317.14	HAI2442-74	68	286.30
24 x 48"	HJ2448-74*	80	317.14	HAI2448-74*	72	290.25
24 x 54"	HJ2454-74	88	358.57	HAI2454-74	80	333.95
24 x 60"	HJ2460-74	100	358.57	HAI2460-74	92	333.95
24 x 72"	HJ2472-74	120	408.57	HAI2472-74	112	385.60

WIRE SHELVING UNIT - 86"H.						
STARTER UNIT			ADD ON UNIT			
Size W x L	Product No.	Wt. (lbs.)	Price Ea.	Product No.	Wt. (lbs.)	Price Ea.
18 x 36"	HJ1836-86*	58	\$244.29	HAI1836-86*	48	\$216.29
18 x 42"	HJ1842-86	64	274.06	HAI1842-86	54	246.06
18 x 48"	HJ1848-86*	68	274.06	HAI1848-86*	58	246.06
18 x 54"	HJ1854-86*	78	309.83	HAI1854-86*	68	281.83
18 x 60"	HJ1860-86	88	311.81	HAI1860-86	78	283.81
18 x 72"	HJ1872-86	100	351.54	HAI1872-86	90	323.54
24 x 24"	HJ2424-86*	56	276.06	HAI2424-86*	46	248.06
24 x 36"	HJ2436-86*	72	280.03	HAI2436-86*	62	252.03
24 x 42"	HJ2442-86	80	319.76	HAI2442-86	70	291.76
24 x 48"	HJ2448-86*	84	323.71	HAI2448-86*	74	295.71
24 x 54"	HJ2454-86	92	367.41	HAI2454-86	82	339.41
24 x 60"	HJ2460-86	104	367.41	HAI2460-86	94	339.41
24 x 72"	HJ2472-86	124	419.06	HAI2472-86	114	391.06

Standard Finishes - Chrome (-C) and Epoxy (-K) -- please specify when ordering.

*Available in Black (-B) -- please specify when ordering.



WIRE SHELVING COMPONENTS			
SHELVES			
Product No.	Shelf Size	Wt. (lbs.)	Price Ea.
HJ1836*	18 x 36"	8	\$39.29
HJ1842	18 x 42"	10	46.79
HJ1848*	18 x 48"	11	46.79
HJ1854*	18 x 54"	14	56.43
HJ1860	18 x 60"	16	56.43
HJ1872	18 x 72"	18	66.07
HJ2424*	24 x 24"	8	47.14
HJ2436*	24 x 36"	10	48.57
HJ2442	24 x 42"	11	59.64
HJ2448*	24 x 48"	12	59.64
HJ2454	24 x 54"	15	70.00
HJ2460	24 x 60"	17	70.00
HJ2472	24 x 72"	22	82.50
STATIONARY POSTS			
HJ54	54"	3	17.33
HJ63	63"	4	18.04
HJ74	74"	4	19.64
HJ86	86"	5	22.86
MOBILE POSTS			
HJ54U	54"	3	17.33
HJ63U	63"	4	18.04
HJ74U	74"	4	19.64
HJ86U	86"	5	22.86

Standard Finishes: Chrome (-C) and Epoxy (-K) -- please specify when ordering.

*Available in Black (-B) -- please specify when ordering.

Surcharge may apply.

SECURITY CARTS & MOBILE UNITS

OLYMPIC
STORAGE COMPANY



MIDWEST
WHOLESALE
CONTAINER

Security Units

- Versatile construction.
- Fast, secure assembly.

Protect valuable materials and sensitive items from loss or pilferage with these heavy-gauge, open wire trucks. Contents are visible at all times making it easy to check inventory. Build stationary or mobile security units with existing shelf, post and caster options. Stationary posts are equipped with a leveling bolt to account for uneven floors. Mobile posts include four 5" polyurethane swivel casters. The durable chrome finish will not chip or flake. Unit has an ergonomic, 1/4-turn door handle that makes opening and closing easier than conventional security unit designs. The double doors each open 270 degrees and can be secured along the sides of the unit. Security units assemble quickly – right out of the box. Shipped knocked-down. FOB Shipping Point.

STATIONARY SECURITY UNITS				
1 SECURITY KIT, 2 SHELVES & 4 POSTS				
Product No.	Size W x L	Overall Size W x L x H	Wt. (lbs.)	Price Ea.
HJSEC53	24 x 36"	27 1/4 x 38 1/2 x 66 13/16"	154	\$788.57
HJSEC55	24 x 48"	27 1/4 x 50 1/2 x 66 13/16"	174	964.29
HJSEC56	24 x 60"	27 1/4 x 62 1/2 x 66 13/16"	195	1,035.71
MOBILE SECURITY UNITS				
1 SECURITY KIT, 2 SHELVES, 4 POSTS & 4 5" DIA. POLYURETHANE SWIVEL CASTERS				
HMJSEC53	24 x 36"	29 11/16 x 40 3/4 x 68 1/2"	162	867.14
HMJSEC55	24 x 48"	29 11/16 x 52 1/4 x 68 1/2"	182	1,042.86
HMJSEC56	24 x 60"	29 11/16 x 64 1/4 x 68 1/2"	203	1,114.29

Mobile Units

- Choice of casters: rubber or polyurethane.
- Strong and versatile products.

Select the caster that allows the right combination of rollability and maneuverability to suit your requirement. Rubber resilient with 200 lb. capacity or polyurethane with 250 lb. capacity. Casters are swivel and non-marking. Open wire design minimizes dust and increases air circulation and visibility. Post has rolled, circular grooves along its entire height at 1" intervals. A tapered split sleeve snaps together around each post. Tapered openings in the shelf corners slide over the tapered split sleeves providing a positive lock. Cart is strong and versatile and assembles quickly. Wire shelving offers hundreds of possible combinations. Includes 4 donut bumpers. FOB Shipping Point.



MOBILE UNITS – RUBBER CASTERS				
4 SHELVES, 4 POSTS, 4 RUBBER RESILIENT CASTERS – 2 SWIVEL, 2 SWIVEL WITH BRAKE				
Product No.	Size W x L x H	Cap. (lbs.)	Wt. (lbs.)	Price Ea.
HMJ1836-63UCR	18 x 36 x 69"	800	60	\$325.97
HMJ1848-63UCR	18 x 48 x 69"	800	72	355.97
HMJ1860-63UCR	18 x 60 x 69"	800	88	394.54
HMJ1872-63UCR	18 x 72 x 69"	800	99	433.11
HMJ2436-63UCR	24 x 36 x 69"	800	76	363.11
HMJ2448-63UCR	24 x 48 x 69"	800	92	407.40
HMJ2460-63UCR	24 x 60 x 69"	800	112	448.83
HMJ2472-63UCR	24 x 72 x 69"	800	123	498.83
MOBILE UNITS – POLY CASTERS				
4 SHELVES, 4 POSTS, 4 POLYURETHANE CASTERS – 2 SWIVEL, 2 SWIVEL WITH BRAKE				
HMJ1836-63UCP	18 x 36 x 69"	900	60	347.78
HMJ1848-63UCP	18 x 48 x 69"	900	72	376.91
HMJ1860-63UCP	18 x 60 x 69"	900	88	413.82
HMJ1872-63UCP	18 x 72 x 69"	900	99	452.67
HMJ2436-63UCP	24 x 36 x 69"	900	76	385.47
HMJ2448-63UCP	24 x 48 x 69"	900	92	425.48
HMJ2460-63UCP	24 x 60 x 69"	900	112	468.23
HMJ2472-63UCP	24 x 72 x 69"	900	123	518.76

Wire Utility Carts

- Lightweight, easy to maneuver.
- Wire shelves for maximum visibility and air circulation.

Carts include shelves, two 1-piece post handles, four 200 lb. capacity rubber swivel casters and donut bumpers. Shelves are adjustable at 1" increments. Both carts are 39" floor to handle with 200 lb. capacity 5" rubber resilient casters. Ships knocked-down. FOB Shipping Point.

WIRE UTILITY CARTS					
2 SHELF CARTS				3 SHELF CARTS	
Size W x L	Product No.	Wt. (lbs.)	Price Ea.	Product No.	Price Ea.
18 x 36"	HJ1836CU2	40	\$245.78	HJ1836CU3	\$314.84
18 x 48"	HJ1848CU2	44	259.98	HJ1848CU3	308.75
24 x 30"	HJ2430CU2	45	263.05	HJ2430CU3	311.79
24 x 36"	HJ2436CU2	46	264.06	HJ2436CU3	314.84



Shown with optional two extra shelves sold separately.



ACCESSORIES			
Product No.	Description	Wt. (lbs.)	Price Ea.
HJ9985	Split Sleeves	.3	\$3.54
HJ995Z	"S" Hooks	.3	1.57
HJDB	Donut Bumpers	.3	3.97
HJ9993Z	Foot Plates	.3	7.14

4" HIGH LEDGES CHROME				
Product No.	Ledge Width	Ctn. Qty.	Wt. (lbs.)	Price Ea.
HJL144C	14"	6	.5	\$9.26
HJL184C	18"	6	.8	9.66
HJL244C	24"	6	1	11.26
HJL304C	30"	6	2	13.49
HJL364C	36"	6	2.5	14.48
HJL424C	42"	6	2.8	16.08
HJL484C	48"	6	3.5	17.51
HJL604C	60"	6	3.8	18.31
HJL724C	72"	6	4	23.32

8" HIGH DIVIDERS				
Product No.	Size	Ctn. Qty.	Wt. (lbs.)	Price Ea.
HJDD18C	18"	6	2.3	13.09
HJDD24C	24"	6	2.8	15.69

CASTERS RESILIENT RUBBER			
Product No.	Description	Wt. (lbs.)	Price Ea.
HJ5	Swivel	2	\$19.46
HJ5B	Swivel with brake	2.5	23.71
POLYURETHANE			
HJ5P	Swivel	2	24.67
HJ5PB	Swivel with brake	2.3	27.51

ROUND POST WIRE SHELVING & TABLES



Ingenuity On Wheels™

Round Post Stationary Units, Mobile Units and Security carts

- Stationary units are rated at 800 lbs. capacity per shelf (through 48" L).
- Carts have an overall weight capacity of 1,200 lbs., evenly distributed.
- Durable bright zinc plated shelves and posts.

Easily can configure shelving units to fit your unique space. Shelves are adjustable in 1" increments. All units ship unassembled for compact storage and freight savings. FOB Shipping Point.

4-Shelf Stationary Units

- Starter units have 4 shelves and 4 posts.
- Add-On units have 4 shelves, 2 posts and 8 S-Hooks.
- All units come with adjustable feet to assure level positioning.

4-SHELF STATIONARY UNITS STARTER UNITS				ADD-ON UNITS			
Size W x L x H	Product No.	Wt. (lbs.)	Price Ea.	Product No.	Wt. (lbs.)	Price Ea.	
18 x 36 x 72"	HR183672CS-4	52	\$302.14	HR183672CA-4	45	\$271.29	
18 x 48 x 72"	HR184872CS-4	60	356.14	HR184872CA-4	53	315.00	
18 x 60 x 72"	HR186072CS-4	76	406.29	HR186072CA-4	69	374.79	
18 x 72 x 72"	HR187272CS-4	88	460.29	HR187272CA-4	81	426.86	
24 x 36 x 72"	HR243672CS-4	60	349.07	HR243672CA-4	53	317.57	
24 x 48 x 72"	HR244872CS-4	72	401.14	HR244872CA-4	65	370.93	
24 x 60 x 72"	HR246072CS-4	88	484.07	HR246072CA-4	81	452.57	
24 x 72 x 72"	HR247272CS-4	104	534.86	HR247272CA-4	97	503.36	



4-Shelf Mobile Units

- 4-Shelf Carts have 4 shelves and 4 posts.
- 3-Sided Carts have 4 shelves, 4 posts and enclosure panels.
- All carts have 2-5" swivel casters and 2-5" braking casters.

Use with a stainless steel dolly base if you want to tow it using the PlusPower™ Tug. FOB Shipping Point.

4-SHELF MOBILE UNITS 4-SHELF WIRE CARTS				3-SIDED CARTS			
Size W x L x H	Product No.	Wt. (lbs.)	Price Ea.	Product No.	Wt. (lbs.)	Price Ea.	
18 x 36 x 72"	HR183672CC-4	64	\$415.29	HR183672CTS-4	92	\$649.93	
18 x 48 x 72"	HR184872CC-4	72	462.21	HR184872CTS-4	108	710.36	
18 x 60 x 72"	HR186072CC-4	88	511.07	HR186072CTS-4	132	820.93	
18 x 72 x 72"	HR187272CC-4	100	564.43	HR187272CTS-4	152	936.00	
24 x 36 x 72"	HR243672CC-4	72	468.00	HR243672CTS-4	104	711.64	
24 x 48 x 72"	HR244872CC-4	84	511.71	HR244872CTS-4	124	809.36	
24 x 60 x 72"	HR246072CC-4	100	588.21	HR246072CTS-4	148	913.50	
24 x 72 x 72"	HR247272CC-4	116	640.29	HR247272CTS-4	172	1,037.57	



Stainless Steel Equipment Stands

- Stainless steel construction allows for easy sanitization.
- Rubber casters.
- Optional locking drawers available on Models H358 & H474 -- call for quote.

Ideal for transporting equipment used in many different areas along with extra supplies in the drawers. All swivel casters. FOB Shipping Point.



STAINLESS STEEL EQUIPMENT STANDS						
Product No.	Shelf Clearance	Size W x L x H	Caster Size	Wt. (lbs.)	Price Ea.	
H358	17 1/2"	16 1/2" x 18 1/2" x 35"	3 1/2"	44	\$1,299.86	
H359	10 1/2"	16 1/2" x 18 1/2" x 30 1/2"	3 1/2"	25	435.86	
H474	10"	20 1/2" x 36 1/2" x 35"	4"	76	1,719.64	

H358 and H359 capacity 300 lbs. H474 capacity 500 lbs.

PlusPower™ Tug

- Ergonomically designed motorized tow vehicle used to pull a variety of single or multiple carts in a safe and efficient manner with very little effort from the operator. FOB Shipping Point.



H8162 Max. Tow Load 1,500 (lbs.), Wt. 150 (lbs.), Price Ea. \$6,507.00

Utility Tables

- Long lasting, durable tables.

These Utility Tables are made with 1" square, 16-gauge steel legs for superior strength. Tops and shelves are 18-gauge stainless and easy to clean and sanitize. Fully welded construction with 3" locking casters to ensure stability while in use. FOB Shipping Point.

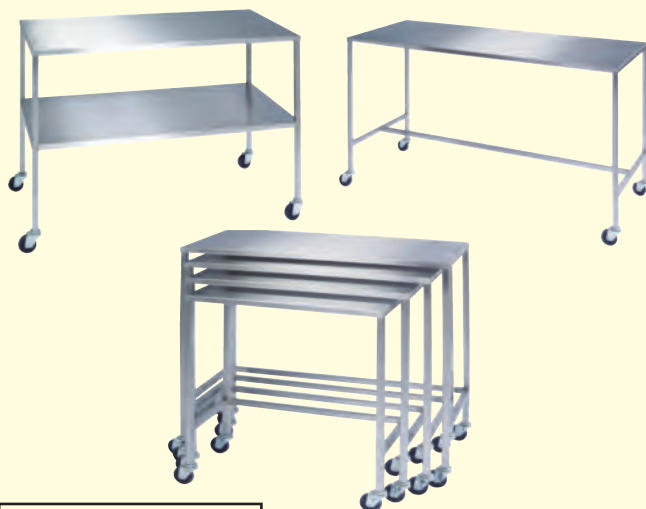
Utility Table...features a H-brace base for strength.

Utility Table with Undershelf Base...18-gauge stainless shelf.

Nesting Table Set...Set of 6 tables measuring 14 x 28 x 32", 16 x 32 x 34", 18 x 36 x 36", 20 x 40 x 38", 22 x 44 x 40", and 24 x 48 x 42".

UTILITY TABLES				UTILITY TABLES			
Size L x W x H	Product No.	Wt. (lbs.)	Price Ea.	Product No.	Wt. (lbs.)	Price Ea.	
UTILITY TABLE W/H-BRACE BASE				UTILITY TABLE W/UNDERSHELF BASE			
16 x 20 x 34"	H8386	45	\$864.00	H8353	40	\$854.36	
16 x 30 x 34"	H8387	35	874.93	H8354	44	873.64	
18 x 33 x 34"	H8388	40	883.93	H8355	52	906.43	
20 x 36 x 34"	H8390	43	957.21	H8356	54	961.71	
24 x 36 x 34"	H8391	43	972.00	H8357	56	1,006.07	
20 x 48 x 34"	H8392	47	1,085.79	H8358	66	1,182.86	
24 x 48 x 34"	H8393	56	1,096.07	H8359	70	1,216.29	
24 x 60 x 34"	H8394	64	1,232.36	H8398	82	1,305.64	
24 x 72 x 34"	H8395	71	1,333.93	H8399	103	1,421.36	

Nesting Table Set, H8389 Set of 6, Wt. 265 (lbs.) Price Ea. \$5,994.00



Surcharge may apply.

UTILITY CARTS

LAKESIDE®
Ingenuity On Wheels™

Angle Leg Utility Carts

Stainless steel utility carts are perfect in applications where corrosion is a concern. These carts can easily be cleaned and sanitized. Carts feature electronically welded legs and shelves. Sound deadening panels under the shelves restrict vibration and noise. Bumpers on legs and handles can help to protect walls and furniture. Available in 300 lb. and 500 lb. capacity units. FOB Shipping Point.

ANGLE LEG CARTS WITH 3 SHELVES					
Product No.	Cap. (lbs.)	Size W x L x H	Caster Dia.	Wt. (lbs.)	Price Ea.
H311	300	16¼ x 27½ x 32½"	3½"	29	\$279.00
H322	300	18½ x 30¼ x 33"	3½"	33	\$322.71
H411	500	16¼ x 27½ x 32"	4"	39	\$388.93
H422	500	19 x 31 x 32"	4"	42	\$435.86
H444	500	22½ x 39¼ x 37¼"	5"	68	\$727.71



H311



H716

Heavy Duty Utility Carts

Carts feature an angled "U" shaped steel frame that is electronically welded and 18-gauge reinforced stainless steel shelves. Shelves are stain and rust resistant. To sanitize, simply wipe down or steam clean. Extra load casters with cushion tread non-marking wheels, two swivel 5" casters and two fixed 8" casters. Leg and handle bumpers protect walls and furniture. FOB Shipping Point.



H721

HEAVY DUTY CARTS WITH 2 SHELVES				
Product No.	Cap. (lbs.)	Size W x L x H	Wt. (lbs.)	Price Ea.
H710	700	16¼ x 30 x 34¼"	49	\$986.79
H721	700	19½ x 32½ x 34¼"	53	\$970.71
H743	700	22½ x 38½ x 34¼"	64	\$1,168.71
H758	700	22½ x 54½ x 37"	87	\$1,819.93

HEAVY DUTY CARTS WITH 3 SHELVES				
Product No.	Cap. (lbs.)	Size W x L x H	Wt. (lbs.)	Price Ea.
H711	700	16¼ x 30 x 34¼"	57	\$1,102.50
H722	700	19½ x 32½ x 34¼"	63	\$1,083.86
H744	700	22½ x 38½ x 37½"	78	\$1,269.00
H759	700	22½ x 54½ x 37"	108	\$2,146.50

Stainless Steel Machine Stands

Stands have a lower shelf to hold accessories and other supplies. Rugged stainless steel design features an 18-gauge, reinforced top supported by rigid 12-gauge angle legs. Transports equipment easily on 4" swivel casters, 2 with brakes. Optional adjustable legs available for a stationary stand – call for pricing. Easy to clean and sanitize, simply wipe down or steam clean. FOB Shipping Point.

MACHINE STANDS WITH 2 SHELVES					
Product No.	Capacity (lbs.)	Size W x L x H	Shelf Spacing	Wt. (lbs.)	Price Ea.
H715	500	21¼ x 25¼ x 21½"	9½"	44	\$937.93
H716	500	21¼ x 25¼ x 21½"	17½"	47	\$1,007.36
H717	500	25¼ x 33¼ x 21½"	9½"	49	\$1,269.64
H718	500	25¼ x 33¼ x 21½"	17½"	61	\$1,295.36

Guard Rail Utility Carts

These carts feature an integrated push handle and all swivel casters for easy maneuverability. Front rails on all three shelves prevent items from falling during transport. Sound deadening panels under shelves restrict vibration and noise. All welded stainless steel construction for durability. Cleans and sanitizes easily. Standard handle and leg bumpers protect cart, walls and doorways from damage. FOB Shipping Point.

GUARD RAIL CARTS WITH 2 SHELVES				
Product No.	Cap. (lbs.)	Size W x L x H	Caster Dia.	Price Ea.
H725	700	19½ x 32½ x 34¼"	5"	\$1,379.57
H729	700	22½ x 38½ x 37¼"	5"	\$1,590.43

GUARD RAIL CARTS WITH 3 SHELVES				
Product No.	Cap. (lbs.)	Size W x L x H	Caster Dia.	Price Ea.
H316	300	16¼ x 27½ x 33½"	3½"	\$527.14
H526	500	19 x 31 x 34¼"	4"	\$756.00
H726	700	19½ x 32½ x 34¼"	5"	\$1,662.43
H730	700	22½ x 38½ x 37¼"	5"	\$1,899.00



H526

H730

Surcharge may apply.

Standard Duty Plastic Utility Carts

Stain and odor resistant material maintains this carts attractive appearance while the impact-resistant polyethylene construction makes it durable. Non-marking all swivel casters provide ultimate maneuverability. These carts ship knocked down and assemble easily in minutes without the use of hardware. FOB Shipping Point.

STANDARD DUTY PLASTIC UTILITY CARTS					
Product No.	Color	Capacity (lbs.)	Size W x L x H	Caster Dia.	Price Ea.
H2501	Gray	300	18½ x 36 x 35"	4"	\$376.71
H2503	Charcoal	300	18½ x 36 x 35"	4"	\$376.71



H2503



H2510

Medium Duty Plastic Utility Carts

Get 25% more weight capacity and 30% more shelf surface over the standard duty models. Stain and odor resistance plastic is attractive and easy to clean while the extruded aluminium legs are sleek and durable. Non-marking all swivel polyurethane casters provide ultimate maneuverability. Dual handles allow pushing or pulling from either end of the unit. These carts ship knocked down and assemble easily in minutes without the use of hardware. FOB Shipping Point.

2-Shelf Deep Well Plastic Utility Cart

Rugged structural foam plastic construction will not dent or bend. 3" protective edge on all shelf sides prevents accidents. Angle legs with reinforcing gussets provide upright strength and torque-free stability. Non-marking 5" plate-mount casters (2 ea. fixed, 2 ea. swivel). Casters mount to upright leg base for extra strength. No handle assembly required. Ships knocked down and assembles easily in minutes. FOB Shipping Point.



H2523

2-SHELF DEEP WELL PLASTIC UTILITY CART					
Product No.	Capacity (lbs.)	Size W x L x H	Caster Dia.	Wt. (lbs.)	Price Ea.
H2523	500	25½ x 40¼ x 32¼"	5"	42	\$361.29

MEDIUM DUTY PLASTIC UTILITY CARTS					
Product No.	Color	Capacity (lbs.)	Size W x L x H	Caster Dia.	Price Ea.
H2510	Light Gray	500	20 x 42 x 37½"	4"	\$477.00
H2512	Charcoal	500	20 x 42 x 37½"	4"	\$477.00

STAINLESS STEEL TABLES, SHELVES & SINKS



Stainless Steel Shop Furniture

- Designed for extra-sanitary uses and high moisture areas.
- Superior construction features deliver long wearing use.

A) SS Series Stainless Steel Worktables

Undershelves are constructed of 14 ga. type 304 series stainless steel and feature stainless steel legs and stainless steel adjustable undershelves.

Tops have 4 rolled-rim edges and bull nosed corners. Includes 1" adjustable metal bullet feet. Shipped KD. FOB Shipping Point.

SS FLAT TOP WORKTABLE (With Stainless Steel Underself & Legs)			
Product No.	Size W x D x H	Wt. (lbs.)	Price Ea.
HSS-304	30 x 48 x 35½"	89	\$1,334.29
HSS-305	30 x 60 x 35½"	107	1,465.71
HSS-306	30 x 72 x 35½"	126	1,534.29

B) GLG Series Stainless Steel Worktable

Ideal for food processing work. Made of 14 gauge type 304 series stainless steel and galvanized legs and galvanized adjustable undershelves. Tops have 4 rolled-rim edges and bull nosed corners. Includes 1" adjustable metal bullet feet. Shipped KD. FOB Shipping Point.

GLG FLAT TOP WORKTABLES (With Galvanized Underself & Legs)			
Product No.	Size W x D x H	Wt. (lbs.)	Price Ea.
HGLG-304	30 x 48 x 35½"	89	\$927.14
HGLG-305	30 x 60 x 35½"	107	1,021.43
HGLG-306	30 x 72 x 35½"	125	1,117.14

C) KMS Series Stainless Steel Worktables

Unit is constructed of 16 ga. type 304 stainless steel, and feature stainless steel legs and stainless steel adjustable undershelves. 5" rear splash. Tops have 3 rolled-rim edges and bull nosed corners. Includes 1" adjustable metal bullet feet. Shipped KD. FOB Shipping Point.

KMS STAINLESS STEEL WORKTABLE (With 5" Backsplash)			
Product No.	Size W x D x H	Wt. (lbs.)	Price Ea.
HKMS-304	30 x 48 x 35½"	92	\$1,524.29
HKMS-305	30 x 60 x 35½"	111	1,662.86
HKMS-306	30 x 72 x 35½"	129	1,792.86

D) Enclosed Base Worktables

Enclosed stainless steel base only worktables are perfect for storage of tools or supplies. Spacious work top area. Top features a 1½" sanitary rolled rim on front edge for worker comfort. Sides are turned down on a 90°

angle for alignment with walls or additional equipment. Available with hinge doors (not shown) with your choice of either flat top or 5" rear splash guard. Includes 1" adjustable metal bullet feet. Shipped KD. FOB Shipping Point.

ENCLOSED STAINLESS STEEL BASE ONLY WORKTABLE (With Flat Top, Sliding Doors)			
Product No.	Size W x D x H	Wt. (lbs.)	Price Ea.
HCB-SS-304	30 x 48 x 35½"	197	\$3,584.29
HCB-SS-305	30 x 60 x 35½"	233	3,865.71
HCB-SS-306	30 x 72 x 35½"	268	4,154.29
(With 5" Backsplash, Sliding Doors)			
HCK-SS-304	30 x 48 x 35½"	200	3,658.57
HCK-SS-305	30 x 60 x 35½"	236	3,951.43
HCK-SS-306	30 x 72 x 35½"	272	4,245.71



WS-KD Wall Shelves

Stainless steel construction features a 1½" sanitary downward rolled rim with a 1" turn-up on sides and rear. Shelf and bracket are die stamped and constructed from 18 ga. stainless steel. Employs a slip-fit design for easy assembly. Hardware for mounting not included. Shipped KD. FOB Shipping Point.

WS-KD WALL SHELVES			
Product No.	Size D x L	Wt. (lbs.)	Price Ea.
HWS-KD-24	11½" x 2'	10	\$121.43
HWS-KD-36	11½" x 3'	12	134.29
HWS-KD-48	11½" x 4'	14	167.14
HWS-KD-60	11½" x 5'	17	200.00

Multiwash Hand Sink

- 16 gauge, 304 stainless steel.

16" Front-to-back x 8" Deep bowl size, 8½"H backsplash, punched with faucet holes, includes 3½" rear basket drain. FOB Shipping Point.



HFC-WM-40EF



HFC-WM-40KV



HFC-FM-40EF



HFC-FM-40KV



HFC-FM-40FV

Product No.	Size W x D x H	Faucet Holes	Wt. (lbs.)	Price Ea.
WALL MOUNTED W/ELECTRONIC FAUCET				
HFC-WM-40EF	40 x 19½ x 29½"	2	65	\$5,220.00
HFC-WM-60EF	60 x 19½ x 29½"	3	84	6,662.86
HFC-WM-80EF	80 x 19½ x 29½"	4	100	8,307.14
HFC-WM-100EF	100 x 19½ x 29½"	5	125	9,850.00
WALL MOUNTED W/KNEE VALVE & GOOSENECK SPOUTS				
HFC-WM-40KV	40 x 19½ x 29½"	2	82	4,274.29
HFC-WM-60KV	60 x 19½ x 29½"	3	105	5,241.43
HFC-WM-80KV	80 x 19½ x 29½"	4	130	6,414.29
HFC-WM-100KV	100 x 19½ x 29½"	5	165	7,482.86
ELECTRONIC FAUCET W/STAINLESS STEEL LEGS & FLANGED FEET				
HFC-FM-40EF	40 x 19½ x 42½"	2	65	5,590.00
HFC-FM-60EF	60 x 19½ x 42½"	3	84	7,124.29
HFC-FM-80EF	80 x 19½ x 42½"	4	100	8,861.43
HFC-FM-100EF	100 x 19½ x 42½"	5	125	10,590.00
KNEE VALVE W/STAINLESS STEEL LEGS, FLANGED FEET & GOOSENECK SPOUTS				
HFC-FM-40KV	40 x 19½ x 42½"	2	82	4,501.43
HFC-FM-60KV	60 x 19½ x 42½"	3	105	5,410.00
HFC-FM-80KV	80 x 19½ x 42½"	4	130	6,570.00
HFC-FM-100KV	100 x 19½ x 42½"	5	165	7,631.43
FLOOR MOUNTED W/TOE-OPERATED PUSH VALVE & GOOSENECK SPOUTS				
HFC-FM-40FV	40 x 19½ x 42½"	2	90	4,642.86
HFC-FM-60FV	60 x 19½ x 42½"	3	129	5,702.86
HFC-FM-80FV	80 x 19½ x 42½"	4	145	6,968.57
HFC-FM-100FV	100 x 19½ x 42½"	5	143	8,222.86



Stainless Steel Sinks

Self-standing mop sink is made of heavy gauge stainless steel with stainless steel tubular legs. Multi-Purpose Scullery Sinks are constructed of type 430 stainless steel with galvanized tubular legs. Both self-standing sinks feature 8"H. backsplash, 1" adjustable feet. Includes 1½" basket type waste drain. Faucets on all sinks mount easily on 8" centers -½" hot and cold supply. FOB Shipping Point.

STAINLESS STEEL SINKS				
Product No.	Size W x D x H	No. Compartments	Wt. (lbs.)	Price Ea.
H4-1-24	21 x 24 x 41"	1	53	\$714.29
H4-41-24	24 x 24 x 41"	1	53	771.43
H4-2-36	21 x 36 x 41"	2	75	938.57
H4-3-36	21 x 36 x 41"	3	80	1,021.43
H4-3-54	21 x 54 x 41"	3	99	1,190.00

WORK BENCHES



Industrial Work Benches

- Built for heavy-duty support and working surface – handles loads up to 3000 lbs.
- Perfect for assembly or maintenance work.

Here's the bench designed for hard work and durability. Made of 12 ga. steel top, 16 ga. stringers and shelves. The top, stringer and legs are standard bench components and are all reinforced for additional strength. Standard height 32 1/2". All benches 96" or longer have 3 bench legs. Available in Steel Top or Maple Top. Custom design available. 13 standard colors. FOB Shipping Point. Laminate and composition available.

DRAWERS

H1416-1 Measures 14"W. x 15"D. x 5"H.
Wt. 15 (lbs.) Price Ea. **\$89.30**

H1424-1 Measures 14"W. x 23"D. x 5"H.
Wt. 26 (lbs.) Price Ea. **\$121.97**

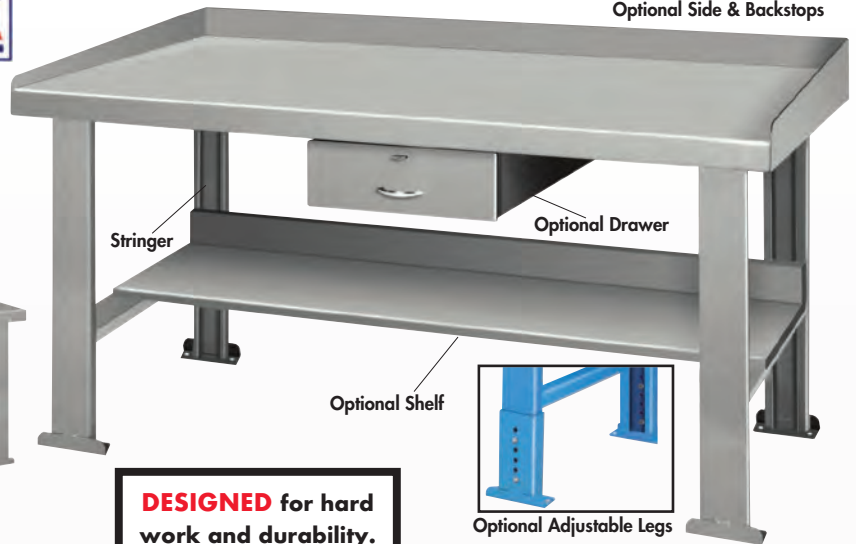
ADJUSTABLE LEGS

HABL-2 For 48", 60", 72"W. Benches.

Wt. 5 (lbs.) Add **\$56.71**

HABL-3 For 96", 120"W. Benches.

Wt. 6 (lbs.) Add **\$84.54**



DESIGNED for hard work and durability.

STEEL TOP BENCH SET UP			
Product No.	Size D x W	Wt. (lbs.)	Price Ea.
HF-2448	24 x 48"	107	\$382.71
HF-2460	24 x 60"	120	431.69
HF-2472	24 x 72"	134	481.67
HF-2496	24 x 96"	180	660.61
HF-24120	24 x 120"	195	750.11
HF-2848	28 x 48"	118	420.19
HF-2860	28 x 60"	132	474.39
HF-2872	28 x 72"	148	530.66
HF-2896	28 x 96"	198	726.03
HF-28120	28 x 120"	215	826.89
HF-3448	34 x 48"	132	470.53
HF-3460	34 x 60"	148	533.11
HF-3472	34 x 72"	164	595.69
HF-3496	34 x 96"	220	814.11
HF-34120	34 x 120"	250	942.30

For Steel Top 34"H
Add \$28.26 for 2 Leg Unit
Add \$41.71 for 3 Leg Unit

MAPLE TOP BENCH KNOCKED DOWN			
Product No.	Size D x W	Wt. (lbs.)	Price Ea.
HW-2448	24 x 48"	107	\$403.61
HW-2460	24 x 60"	124	436.57
HW-2472	24 x 72"	138	523.30
HW-3048	30 x 48"	127	470.31
HW-3060	30 x 60"	147	543.06
HW-3072	30 x 72"	166	613.79
HW-3096	30 x 96"	226	874.86
HW-30120	30 x 120"	264	1,059.04
HW-3648	36 x 48"	143	537.19
HW-3660	36 x 60"	167	624.54
HW-3672	36 x 72"	188	734.59
HW-3696	36 x 96"	256	1,008.19
HW-36120	36 x 120"	295	1,222.97

All prices are subject to change due to steel surcharge

OPTIONAL ACCESSORIES										
SIDE & BACK STOPS --										
SHELF			FOR STEEL TOPS				MAPLE WOOD TOPS			
Product No.	Wt. (lbs.)	Price Ea.	Product No.	Bench Size D x W	Wt. (lbs.)	Price Ea.	Product No.	Bench Size D x W	Wt. (lbs.)	Price Ea.
HSH-48	18	\$63.60	H2448S	24 x 48"	15	\$62.43	H2448W	24 x 48"	16	\$62.43
HSH-60	22	76.86	H2460S	24 x 60"	17	70.01	H2460W	24 x 60"	16	70.01
HSH-72	26	92.37	H2472S	24 x 72"	19	77.60	H2472W	24 x 72"	20	77.60
HSH-96	34	123.34	H2496S	24 x 96"	26	106.03	H3048W	30 x 48"	20	71.99
HSH-120	42	154.31	H24120S	24 x 120"	29	120.63	H3060W	30 x 60"	22	79.56
HSH-48	18	63.60	H2848S	28 x 48"	19	71.99	H3072W	30 x 72"	24	87.14
HSH-60	22	76.86	H2860S	28 x 60"	21	79.56	H3096W	30 x 96"	29	106.03
HSH-72	26	92.37	H2872S	28 x 72"	23	87.14	H30120W	30 x 120"	32	120.63
HSH-96	34	123.34	H2896S	28 x 96"	28	106.03	H3648W	36 x 48"	22	79.66
HSH-120	42	154.31	H28120S	28 x 120"	31	120.63	H3660W	36 x 60"	24	87.23
HSH-48	18	63.60	H3448S	34 x 48"	21	79.66	H3672W	36 x 72"	26	94.81
HSH-60	22	76.86	H3460S	34 x 60"	23	87.23	H3696W	36 x 96"	31	111.30
HSH-72	26	92.37	H3472S	34 x 72"	25	94.81	H36120W	36 x 120"	35	131.23
HSH-96	34	123.34	H3496S	34 x 96"	30	111.30				
HSH-120	42	154.31	H34120S	34 x 120"	34	131.23				

For a Maple Top Benches Shipped Set-Up
Add \$35.71 for 2 Leg Unit
Add \$42.86 for 3 Leg Unit

COLOR CHART

13 Colors available at NO additional cost. Gray, Dark Green, Vista Green, Dark Brown, Beige, Dark Blue, Light Blue, Orange, Red, Putty, Black, White, and Yellow -- please specify. Standard GRAY units will ship QUICKER. Custom Colors available at additional cost. Custom Design.... All items can be modified to suit your needs. Call for information.



Ergonomic Hydraulic Work Benches

- These ergonomic benches allow operators to adjust their work surface.
- Accommodates specific height need with ease.

Puts the work surface at the right height for back and fatigue saving productivity. Benches can be ordered with 12" or 16" height adjustment. 1000 lbs. capacity for 12" adjustment, 750 lbs. for 16" adjustment. 16" adjustment available on benches 34"D. or larger. Manual crank folds under the bench when not in use. Electric unit can adjust height with the push of a button. Custom design available. 13 standard colors. FOB Shipping Point. Specify height adjustment...

STEEL TOP BENCHES					
MANUAL			ELECTRIC		
Size D x W	Product No.	Wt. (lbs.) Price Ea.	Product No.	Wt. (lbs.) Price Ea.	
28 x 48"	HHBS-2848-M12	169 \$1,795.73	HHBS-2848-E12	187	\$2,338.46
28 x 60"	HHBS-2860-M12	187 1,853.24	HHBS-2860-E12	205	2,394.77
28 x 72"	HHBS-2872-M12	204 1,910.53	HHBS-2872-E12	222	2,452.06
28 x 96"	-	-	HHBS-2896-E12*	298	3,563.20
28 x 120"	-	-	HHBS-28120-E12*	334	3,680.21
34 x 48"	HHBS-3448-M12	186 1,853.29	HHBS-3448-E12	204	2,394.80
34 x 60"	HHBS-3460-M12	206 1,919.14	HHBS-3460-E12	224	2,460.66
34 x 72"	HHBS-3472-M12	226 1,985.83	HHBS-3472-E12	244	2,527.34
34 x 96"	-	-	HHBS-3496-E12*	327	3,664.61
34 x 120"	-	-	HHBS-34120-E12*	367	3,797.31
WOOD TOP					
30 x 48"	HHBW-3048-M12	178 1,808.41	HHBW-3048-E12	196	2,350.87
30 x 60"	HHBW-3060-M12	203 1,885.47	HHBW-3060-E12	221	2,427.93
30 x 72"	HHBW-3072-M12	227 1,918.09	HHBW-3072-E12	245	2,460.54
30 x 96"	-	-	HHBW-3096-E12*	329	3,632.24
30 x 120"	-	-	HHBW-30120-E12*	377	3,855.26
36 x 48"	HHBW-3648-M12	194 1,871.01	HHBW-3648-E12	212	2,413.47
36 x 60"	HHBW-3660-M12	222 1,961.66	HHBW-3660-E12	240	2,504.11
36 x 72"	HHBW-3672-M12	249 2,052.19	HHBW-3672-E12	267	2,594.64
36 x 96"	-	-	HHBW-3696-E12*	359	3,753.41
36 x 120"	-	-	HHBW-36120-E12*412	401	4,016.89

*Benches 96" or longer have 3 legs and 6 cylinders.

Electric

E12=12" adjustment E16=16" adjustment

Manual

M12=12" adjustment M16=16" adjustment

Height Adjustment (Add No. to Product No.)

-M16 For Manual 16" adjustment. Add \$76.89

-E16 For Electric 16" adjustment. Add \$110.00

(For Manual or Electric 16" adjustment on benches 96" or longer. Add \$122.57)

TENNSCO WORKBENCHES & ACCESSORIES

tennsco
Storage Made Easy



Shown with
Hardwood Top and
Adjustable Height Legs

Shown with Steel Top,
Fixed Height Legs and Caster Kit



Plastic Laminate Top



Compressed Wood Top

Heavy-Duty INDUSTRIAL WORKBENCHES

- Industrial grade workbenches with a choice of tops to meet individual needs.
- Basic bench consists of a top, a pair of legs assemblies and a stringer.
- Available with adjustable height legs or fixed height legs.

Benches feature rigid construction with 13-gauge welded leg assemblies tied together with a stringer. Feet are pre-punched for floor anchoring. Each leg has a knockout for a duplex outlet. Optional risers, side and back rails, lower shelves and drawer are available for customizing workbenches to specific tasks. All units come unassembled. Wood tops are pre-drilled for easier assembly. Medium Gray powder coated finish. FOB Shipping Point.

Steel Top Workbench...12 ga. steel top with reinforced end channels.

Plastic Laminate Top Workbenches...high pressure laminate top and edges - particleboard core. White.

Compressed Wood Top Workbenches...tempered hardboard top and bottom, laminated compressed wood core.

Hardwood Butcher Block Top Workbenches...hardwood with butcher block construction to resist warping.

Accessories

Risers With End Supports...adds 12" in overall height to the workbench. May be double stacked. 16 ga. steel. Shipped unassembled.

Side and Back Rail Kits...prevents objects from falling off sides and back.

Lower Shelves...16 ga. steel shelf with back stop.

Locking Drawer...steel drawers operate smoothly on ball bearing rollers. Units can be bolted together for additional storage. 15" wide drawer has a divider and a removable tray.

Caster Kit...adds mobility to any workbench up to 72" wide. Kit includes four 5" diameter casters (two fixed, two swivel with brakes). Increases height by 6 1/2".

Surcharge may apply.




Riser



Side and Back Rail Kit



25" Wide Locking Drawer



Lower Shelf



15" Wide Locking Drawer



Caster Kit

ADJUSTABLE HEIGHT WORKBENCHES				
Product No.	Top Size W x D	Height	Wt. (lbs.)	Price Ea.
STEEL TOP				
HWBA-1-3048S	48 x 30"	29 3/8"	98	\$317.90
HWBA-1-3060S	60 x 30"	29 3/8"	110	\$339.91
HWBA-1-3072S	72 x 30"	29 3/8"	127	\$371.53
HWBA-1-3672S	72 x 36"	29 3/8"	141	\$418.97
HWBA-1-3096S	96 x 30"	29 3/8"	147	\$517.21
HWBA-1-3696S	96 x 36"	29 3/8"	173	\$569.73
PLASTIC LAMINATE TOP				
HWBA-1-3060P	60 x 30"	29 3/8"	130	\$450.59
HWBA-1-3072P	72 x 30"	29 3/8"	145	\$511.57
HWBA-1-3672P	72 x 36"	29 3/8"	188	\$595.13
HWBA-1-3096P	96 x 30"	29 3/8"	165	\$721.61
HWBA-1-3696P	96 x 36"	29 3/8"	196	\$819.86
COMPRESSED WOOD TOP				
HWBA-1-3060C	60 x 30"	29 3/8"	159	\$468.09
HWBA-1-3072C	72 x 30"	29 3/8"	181	\$526.24
HWBA-1-3672C	72 x 36"	29 3/8"	212	\$614.33
HWBA-1-3096C	96 x 30"	29 3/8"	203	\$832.29
HWBA-1-3696C	96 x 36"	29 3/8"	249	\$861.64
HARDWOOD BUTCHER BLOCK TOP				
HWBA-1-3060W	60 x 30"	29 3/8"	131	\$612.07
HWBA-1-3072W	72 x 30"	29 3/8"	148	\$705.80
HWBA-1-3672W	72 x 36"	29 3/8"	168	\$813.66
HWBA-1-3096W	96 x 30"	29 3/8"	159	\$975.70
HWBA-1-3696W	96 x 36"	29 3/8"	188	\$1,391.29

FIXED HEIGHT WORKBENCHES				
Product No.	Top Size W x D	Height	Wt. (lbs.)	Price Ea.
STEEL TOP				
HWB-1-3048S	48 x 30"	33 1/2"	91	\$309.99
HWB-1-3060S	60 x 30"	33 1/2"	103	\$332.01
HWB-1-3072S	72 x 30"	33 1/2"	120	\$363.63
HWB-1-3672S	72 x 36"	33 1/2"	134	\$409.37
HWB-1-3096S	96 x 30"	33 1/2"	144	\$505.36
HWB-1-3696S	96 x 36"	33 1/2"	160	\$555.61
PLASTIC LAMINATE TOP				
HWB-1-3060P	60 x 30"	33 1/2"	123	\$442.69
HWB-1-3072P	72 x 30"	33 1/2"	139	\$503.66
HWB-1-3672P	72 x 36"	33 1/2"	182	\$585.53
HWB-1-3096P	96 x 30"	33 1/2"	161	\$709.76
HWB-1-3696P	96 x 36"	33 1/2"	193	\$805.74
COMPRESSED WOOD TOP				
HWB-1-3060C	60 x 30"	33 1/2"	152	\$460.19
HWB-1-3072C	72 x 30"	33 1/2"	175	\$518.34
HWB-1-3672C	72 x 36"	33 1/2"	206	\$604.73
HWB-1-3096C	96 x 30"	33 1/2"	199	\$820.43
HWB-1-3696C	96 x 36"	33 1/2"	238	\$847.53
HARDWOOD BUTCHER BLOCK TOP				
HWB-1-3060W	60 x 30"	33 1/2"	124	\$604.17
HWB-1-3072W	72 x 30"	33 1/2"	142	\$697.90
HWB-1-3672W	72 x 36"	33 1/2"	162	\$804.06
HWB-1-3096W	96 x 30"	33 1/2"	155	\$963.84
HWB-1-3696W	96 x 36"	33 1/2"	185	\$1,377.16

ACCESSORIES				
Product No.	Top Size W x D	Height	Wt. (lbs.)	Price Ea.
RISERS WITH END SUPPORTS				
HR-1048	48 x 10 1/2"	12"	19	\$78.49
HR-1060	60 x 10 1/2"	12"	21	\$75.10
HR-1072	72 x 10 1/2"	12"	24	\$83.00
HR-1096	96 x 10 1/2"	12"	32	\$129.87
SIDE AND BACK RAIL KITS				
HSB-3048	48 x 30"	3"	13	\$44.04
HSB-3060	60 x 30"	3"	14	\$45.74
HSB-3072	72 x 30"	3"	16	\$50.81
HSB-3096	96 x 30"	3"	19	\$66.63
HSB-3672	72 x 36"	3"	17	\$53.64
HSB-3696	96 x 36"	3"	20	\$68.89
LOWER SHELVES				
HS-48	48 x 14"		16	\$49.13
HS-60	60 x 14"		20	\$57.60
HS-72	72 x 14"		23	\$70.59
HS-96	96 x 14"		31	\$92.60
LOCKING DRAWERS				
HWBD-1-MGY	15 x 18"	8 1/2"	20	\$83.00
HWBD-25	25 x 22"	6"	20	\$136.09
CASTER KIT				
HWBCK-3036	-	-	16	\$79.61

QUALITY ELECTRONIC WORKBENCHES

tennsco
Storage Made Easy

Electronic Workbenches With Modular Cabinets

- Locking drawer cabinet with four drawers.
- Locking door cabinet with one adjustable shelf.

Drawers have an adjustable divider. Full depth shelf in door cabinet is adjustable in 1" increments. Front panel has knockouts for four duplex outlets and a switch (order optional wiring kit below). Choice of three tops. 1 1/2" thick solid hardwood butcher-block top, white 1 1/2" thick high-pressure laminate top with particleboard core, or 1/2" thick steel top. Shipped unassembled (cabinets may be installed on either side). Medium Gray. FOB Shipping Point.

ELECTRONIC WORKBENCHES WITH MODULAR CABINETS

Product No.	Size W x D x H	Top	Drawer/Door Units	Wt. (lbs.)	Price Ea.
HEMB-1-3072M	72 x 30 x 33 1/2	Hardwood	2 Drawer Units	267	\$1,601.33
HEMB-2-3072M	72 x 30 x 33 1/2	Hardwood	1 Drawer & 1 Door Unit	243	1,373.21
HEMB-1-3072P	72 x 30 x 33 1/2	Laminate	2 Drawer Units	274	1,407.09
HEMB-2-3072P	72 x 30 x 33 1/2	Laminate	1 Drawer & 1 Door Unit	250	1,178.41
HEMB-1-3072S	72 x 30 x 33 1/2	Steel	2 Drawer Units	248	1,278.36
HEMB-2-3072S	72 x 30 x 33 1/2	Steel	1 Drawer & 1 Door Unit	224	1,049.67

Electronic Workbenches With Panel Legs

- Panel legs and frame are 16-gauge box-formed steel for strength and rigidity.

Channel-shaped stringer ties legs rigidly together. Front panel has knockouts for four duplex outlets and a switch (order optional wiring kit below). Choice of three tops: 1 1/2" thick solid hardwood butcher-block top, white 1 1/2" thick high-pressure laminate top with particleboard core, or 1/2" thick steel top. Shipped unassembled. Medium Gray. FOB Shipping Point.

ELECTRONIC WORKBENCHES WITH PANEL LEGS

Product No.	Size W x D x H	Top	Wt. (lbs.)	Price Ea.
HEB-1-3072M	72 x 30 x 33 1/2	Hardwood	178	\$857.13
HEB-1-3072P	72 x 30 x 33 1/2	Laminate	175	662.33
HEB-1-3072S	72 x 30 x 33 1/2	Steel	156	522.30



Hardwood Top

Shown with optional
RISER & WIRING KITS.



Laminate Top


Shown with optional
WIRING KIT.



Hardwood Top

Shown with optional
WIRING KIT.

Surcharge
may apply.




Steel Top



Locking Drawer



Wiring Kit



Riser

Locking Drawer

Steel drawer operates smoothly on ball bearing rollers. Units can be bolted together for additional storage. Drawer is equipped with adjustable divider and a removable tray. Medium Gray. FOB Shipping Point
HWBD-1-MGY Wt. 20 (lbs.) Price Ea. \$83.00
15"W. x 18"D. x 8 1/4"H.

Mounting Angles

HWBLB-30 Wt. 3 (lbs.) Price Per Pair \$13.56
(Order one pair of mounting angles per drawer.)

Wiring Kit

Pre-wired for quick and easy installation. Comes complete with 4 duplex receptacles, on/off switch with pilot light, 8' grounded cord and plug, 15 amp, 115V service and circuit breaker. For use in workbenches and risers.

HWK-1 Wt. 3 (lbs.) Price Ea. \$112.36

Risers

- Adds extra storage for tools and testing equipment.
- Can be double stacked.

Riser is 16 ga. steel with a load rating of 200 lbs. evenly distributed. Riser has knockouts for 4 duplex outlets and a switch (order wiring kit separately). Medium Gray. FOB Shipping Point.

HRE-1072 Wt. 31 (lbs.) Price Ea. \$110.10
72"W. x 10 1/2"D. x 12"H.

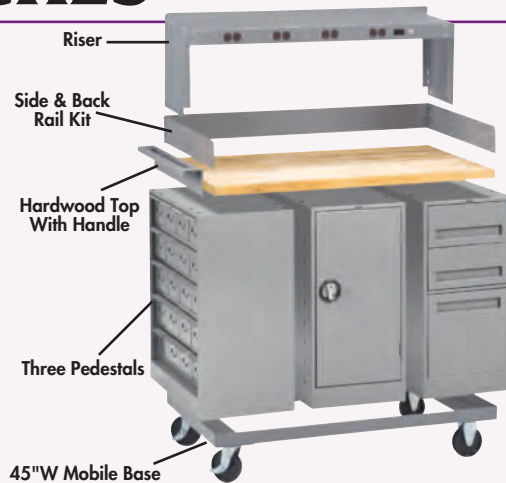
HRE-18-1572 Wt. 43 (lbs.) Price Ea. \$145.67
72"W. x 15"D. x 18"H.

MOBILE/MODULAR WORKBENCHES

Customize your workbench by mixing and matching components to meet your specific requirements:

- Start with a single or a combination of pedestals. Pedestals can be used as a stand alone unit or workbench. HMBB1-2415 must be placed on an end and features 20 side opening bin boxes. Pedestals are Medium Gray in color.
- Select a steel or hardwood top.
- Choose mobile base for portability.
- Add optional accessories.
- FOB Shipping Point.

Surcharge may apply.




Workbench above includes:
HREI-1045WK Riser
HSB-4525 Side & Back Rails
HMTM-4525 Top
HMHE-25 Handle
HMBB1-2415 & HMSDS-3024 Pedestals
HCB-4524 Mobile Base

Pedestals



MOBILE/MODULAR WORKBENCHES				
Product No.	Size W x D x H	Description	Wt. (lbs.)	Price Ea.
PEDESTALS				
HMS-1524	15 x 24 x 32"	15"W. Hinged Door	53	\$260.87
HMD-1524	15 x 24 x 32"	15"W. 4 Drawer	77	489.54
HMD2-1524	15 x 24 x 32"	15"W. 2 Drawer	68	514.39
HMD3-1524	15 x 24 x 32"	15"W. 3 Drawer	69	505.36
HMBB1-2415	15 x 24 x 32"	15"W. Side Opening Bin Box	105	588.36
HMSDS-3024	30 x 24 x 32"	30"W. Sliding Door	79	460.74
HMD-3024	30 x 24 x 32"	30"W. 4 Drawer	142	816.47
HMSR-3024	30 x 24 x 32"	30"W. Hinged Door	70	442.69
HMSDS-4524	45 x 24 x 32"	45"W. Sliding Door	99	515.51
Product No.	Size W x D x H	Description	Wt. (lbs.)	Price Ea.
TOPS				
HSTM-3025	30 x 25 x 1 1/2"	30"W. Steel Top	33	\$132.13
HSTM-4525	45 x 25 x 1 1/2"	45"W. Steel Top	44	161.49
HMTM-3025	30 x 25 x 1 1/2"	30"W. Hardwood Top	33	306.04
Product No.	Size W x D x H	Description	Wt. (lbs.)	Price Ea.
MOBILE BASES				
HCB-1524	15 x 24 x 3 1/4"	15"W. Mobile Base	18	\$108.41
HCB-3024	30 x 24 x 3 1/4"	30"W. Mobile Base	22	129.87
HCB-4524	45 x 24 x 3 1/4"	45"W. Mobile Base	26	151.89

Tops



Mobile Bases



ACCESSORIES				
Product No.	Size W x D x H	Description	Wt. (lbs.)	Price Ea.
RISERS				
HR-1030	30 x 8 x 10 1/2"	30"W. Standard Riser	17	\$67.76
HR-1045	45 x 8 x 10 1/2"	45"W. Standard Riser	21	76.23
HREI-1045WK	45 x 8 x 10 1/2"	45"W. Electronic Riser	23	217.96
HANDLES				
HMH-25	25 x 5 x 6"	Standard Handle	6	\$27.10
HMHE-25	25 x 5 x 6"	Electronic Handle	11	163.74
SIDE AND BACK RAILS				
HSB-3025	30 x 25 x 2 1/4"	30"W. Side & Back Rail Kit	10	\$39.53
HSB-4525	45 x 25 x 2 1/4"	45"W. Side & Back Rail Kit	12	45.17

Side and Back Rails



Accessories

Risers



Handles



CABINET WORK BENCHES



Cabinet Work Benches

• Customizable work bench to fit your needs.

Sliding doors are factory installed and equipped with cylinder lock and 2 keys. Shelves are adjustable on 4" centers. Optional high pressure laminate or composition top, side and back stops, bench risers and extra shelves available -- contact dealer for pricing. FOB Shipping Point.

Shown with
Wood Top

Basic with Door & Shelf



Basic with Door



Basic with Shelf



Basic

COLOR CHART

13 Colors available at NO additional cost.

Gray	Dark Green
Vista Green	Dark Brown
Beige	Dark Blue
Light Blue	Orange
Red	Putty
Black	White
Yellow	

Standard GRAY units will ship QUICKER.

Custom Colors... available at additional cost.

Custom Design... All items can be modified to suit your needs. Call for information.

All prices are subject to change due to steel surcharge

CABINET WORK BENCHES																	
Size D x W	Top	Product No.	Basic		Price Ea.	Product No.	Basic With Shelf		Price Ea.	Product No.	Basic with Door and Shelf		Price Ea.	Product No.	Basic With Door		Price Ea.
			Wt. (lbs.)				Wt. (lbs.)				Wt. (lbs.)				Wt. (lbs.)		
28 x 60"	Steel	HCS-2860	204		\$800.84	HCS-2860-S	239		\$929.40	HCS-2860-SD	283		\$1,085.74	HCS-2860-D	248		\$957.20
28 x 72"	Steel	HCS-2872	234		917.51	HCS-2872-S	274		1,060.61	HCS-2872-SD	326		1,243.46	HCS-2872-D	286		1,100.34
30 x 60"	Wood	HCW-3060	220		899.64	HCW-3060-S	255		1,028.20	HCW-3060-SD	300		1,185.84	HCW-3060-D	264		1,056.00
30 x 72"	Wood	HCW-3072	254		1,036.70	HCW-3072-S	295		1,181.13	HCW-3072-SD	346		1,362.66	HCW-3072-D	306		1,219.54

Cabinet Drawer Work Bench

• Provides a large working space with large storage area.

There are three 1421-1 drawers mounted side by side with cylinder locks.

Cabinet features two doors, a keyed handle and one centered fixed shelf. Comes with 1 1/2" thick hardwood top. Optional steel, composition or laminate top, side and backstops available -- contact dealer for pricing. FOB Shipping Point.



Drawer Base Work Bench

• Features 16 drawers for maximum storage.

Drawers are furnished with a padlock loop for security. All drawers are equipped with full extension ball bearing steel slides for smooth operation and durability. There is a 14" x 8" tray to hold small items and keep them within easy reach. Optional hardwood, steel, composition or laminate top, and cylinder locks available -- contact dealer for pricing. FOB Shipping Point.



CABINET DRAWER WORK BENCH				
Product No.	Size D x W	Top	Wt. (lbs.)	Price Ea.
HW-3060-CD	30 x 60"	Wood	310	\$1,404.49

DRAWER BASE WORK BENCH				
Product No.	Size D x W	Top	Wt. (lbs.)	Price Ea.
HDBU-3072-W	30 x 72"	Wood	565	\$2,645.34

Cabinet and Drawer Work Benches

• Four drawer and door units can be ordered in any combination to form an overall base.

Drawer units are designed with 20 gauge steel on full extension ball bearing steel slides. Each is equipped with a padlock loop and small parts tray. Door cabinets include keyed handle and adjustable shelf. HFDB series contain 1 file drawer and 2 box drawers on each pedestal. All units are 34" overall height with No. 6 base. Optional high pressure laminate, or composition top, side and back stops, cylinder locks, risers and extra shelves available -- contact dealer for pricing. FOB Shipping Point.

Shown with
Wood Top

HCB Series



HFDB Series

HCDB Series

HDB Series

CABINET WORK BENCHES													
Size D x W	Top	With Drawer and Door Cabinets			With Door Cabinets			With Drawer Cabinets			With File and Drawer Cabinets		
		Product No.	Wt. (lbs.)	Price Ea.	Product No.	Wt. (lbs.)	Price Ea.	Product No.	Wt. (lbs.)	Price Ea.	Product No.	Wt. (lbs.)	Price Ea.
28 x 60"	Steel	HCDB-2860-S	240	\$1,119.33	HCB-2860-S	205	\$856.96	HDB-2860-S	300	\$1,407.43	HFDB-2860-S	300	\$1,361.20
28 x 72"	Steel	HCDB-2872-S	275	1,191.13	HCB-2872-S	230	918.46	HDB-2872-S	320	1,463.79	HFDB-2872-S	320	1,417.56
30 x 60"	Wood	HCDB-3060-W	245	1,155.77	HCB-3060-W	210	893.39	HDB-3060-W	305	1,443.86	HFDB-3060-W	305	1,397.63
30 x 72"	Wood	HCDB-3072-W	280	1,238.96	HCB-3072-W	235	966.29	HDB-3072-W	325	1,511.61	HFDB-3072-W	325	1,465.39

QUALITY WORK BENCHES



ADJUSTABLE HEIGHT CHANNEL LEG Work Bench

- Industrial-duty construction throughout.
- Stands up to hard punishing work.

An excellent performer for maintenance, repair or assembly work. Legs, stringers, shelves, backboards and end pieces are heavy duty 14 ga. construction. 12 ga. steel tops support heavy loads. Plastic tops are non-glare white and available as conductive (anti-static) at additional cost. Hard rock maple tops make a superior work surface. Gray in color. Legs adjust from 30 3/4" to 34 3/4". Channel legs available with glides for uneven floors. Shipped K.D. FOB Shipping Point.



Steel Top Workbench with Lower Shelf,
Stringer and Back & End Stops

WORK BENCH WITH LOWER SHELF, STRINGER AND BACK AND END STOPS									
Size L x D	STEEL TOP			PLASTIC TOP			MAPLE TOP		
	Product No.	Wt. (lbs.)	Price Ea.	Product No.	Wt. (lbs.)	Price Ea.	Product No.	Wt. (lbs.)	Price Ea.
48 x 24"	H806-S-424	99	\$346.72	H806-P-424	119	\$403.37	H806-W-424	105	\$493.05
60 x 24"	H806-S-524	116	365.32	H806-P-524	138	436.63	H806-W-524	124	550.96
72 x 24"	H806-S-624	129	405.03	H806-P-624	157	470.83	H806-W-624	144	610.26
48 x 30"	H806-S-429	118	355.02	H806-P-430	138	429.15	H806-W-430	123	544.85
60 x 30"	H806-S-529	134	394.51	H806-P-530	161	462.88	H806-W-530	146	614.99
72 x 30"	H806-S-629	153	431.10	H806-P-630	182	502.36	H806-W-630	167	706.62
72 x 36"	H806-S-636	181	485.18	H806-P-636	205	546.15	H806-W-636	193	775.18
WORK BENCH WITH LOWER SHELF AND STRINGER									
48 x 24"	H803-S-424	90	\$299.28	H803-P-424	108	\$355.92	H803-W-424	94	\$445.59
60 x 24"	H803-S-524	105	316.99	H803-P-524	126	388.25	H803-W-524	112	502.63
72 x 24"	H803-S-624	117	354.89	H803-P-624	145	420.69	H803-W-624	131	560.10
48 x 30"	H803-S-429	107	306.09	H803-P-430	126	380.23	H803-W-430	111	495.94
60 x 30"	H803-S-529	126	344.72	H803-P-530	148	413.09	H803-W-530	133	565.15
72 x 30"	H803-S-629	144	379.49	H803-P-630	169	450.78	H803-W-630	154	655.05
72 x 36"	H803-S-636	166	431.84	H803-P-636	195	492.84	H803-W-636	178	721.84
WORK BENCH WITH STRINGER									
48 x 24"	H800-S-424	78	\$253.48	H800-P-424	93	\$310.14	H800-W-424	79	\$399.83
60 x 24"	H800-S-524	90	266.98	H800-P-524	108	338.18	H800-W-524	94	452.55
72 x 24"	H800-S-624	99	301.46	H800-P-624	121	367.26	H800-W-624	107	506.70
48 x 30"	H800-S-429	90	260.30	H800-P-430	111	334.45	H800-W-430	96	450.17
60 x 30"	H800-S-529	100	294.64	H800-P-530	130	363.00	H800-W-530	105	515.10
72 x 30"	H800-S-629	113	326.09	H800-P-630	145	397.35	H800-W-630	130	601.63
72 x 36"	H800-S-636	140	378.41	H800-P-636	171	439.41	H800-W-636	154	668.45

**Steel surcharge
may apply.**



Plastic Top Workbench with Lower Shelf
and Stringer



Maple Top Workbench with Stringer

Bench Drawer

- Heavy-duty welded construction.

Full extension drawer slides that allow easy operation with the heaviest loads. Multi-unit design allows for stacking drawers. Mounting kit included. FOB Shipping Point.

H1420 Drawer with Mounting Kit 14"W. x 20"D. x 6"H.
Wt. 24 (lbs) Price Ea. \$141.90



Top Shelf

Ideal for additional storage above the work surface. 10"D. x 12"H. Mounting hardware included. FOB Shipping Point.



Product No.	TOP SHELF		Price Ea.
	Length	Wt. (lbs.)	
H6024-4	48"	25	\$101.31
H6024-5	60"	30	110.52
H6024-6	72"	35	116.14

Caster Kit

- Convert any workbench with lower shelves to a mobile workbench.

Caster Kit includes heavy-duty 5" dia. casters (2 rigid, 2 swivel with brakes). FOB Shipping Point.
HABL-CASTER KIT Wt. 18 (lbs) Price Ea. \$119.12



HYDRAULIC ERGONOMIC BENCHES



Hydraulic Ergonomic Benches

- Designed for fatigue-reducing work performance.
- Easy adjustment of work height from 30 $\frac{3}{4}$ " to 42 $\frac{3}{4}$ ".

Infinite adjustment with a capacity of 750 lbs. Tops available -- non-glare white high density plastic laminate top, maple top or steel top. All components are heavy duty 14 gauge construction. 12" deep lower shelf/footrest standard with basic bench. Gray in color. FOB Shipping Point.



Plastic Top Bench Shown
with Optional Drawer and Riser



Steel Top Bench



Plastic Top Bench Shown
with Optional Cantilever
Shelf with Light Fixture

**Steel surcharge
may apply.**

Product No.	Overall Size W x D	PLASTIC TOP	Wt. (lbs.)	Price Ea.
		Height Adjustment		
HHB-4830-P	48 x 30"	30 $\frac{3}{4}$ " - 42 $\frac{3}{4}$ "	162	\$1,295.59
HHB-6030-P	60 x 30"	30 $\frac{3}{4}$ " - 42 $\frac{3}{4}$ "	185	1,326.20
HHB-7230-P	72 x 30"	30 $\frac{3}{4}$ " - 42 $\frac{3}{4}$ "	210	1,359.56
Product No.	Overall Size W x D	MAPLE TOP	Wt. (lbs.)	Price Ea.
		Height Adjustment		
HHB-4830-W	48 x 30"	30 $\frac{3}{4}$ " - 42 $\frac{3}{4}$ "	162	1,332.98
HHB-6030-W	60 x 30"	30 $\frac{3}{4}$ " - 42 $\frac{3}{4}$ "	185	1,389.64
HHB-7230-W	72 x 30"	30 $\frac{3}{4}$ " - 42 $\frac{3}{4}$ "	210	1,462.53
Product No.	Overall Size W x D	STEEL TOP	Wt. (lbs.)	Price Ea.
		Height Adjustment		
HHB-4829-S	48 x 29"	30 $\frac{3}{4}$ " - 42 $\frac{3}{4}$ "	151	1,173.95
HHB-6029-S	60 x 29"	30 $\frac{3}{4}$ " - 42 $\frac{3}{4}$ "	170	1,205.02
HHB-7229-S	72 x 29"	30 $\frac{3}{4}$ " - 42 $\frac{3}{4}$ "	186	1,231.73



Maple Top Bench

Optional Bench Accessories

- Customize with high quality bench accessories.

High quality optional accessories designed for use with Hydraulic Ergonomic Benches allow you to outfit the workstation to fit your specific requirements. FOB Shipping Point.

Product No.	OPTIONAL BENCH ACCESSORIES		
	Overall Size W x D x H	Wt. (lbs.)	Price Ea.
DRAWER WITH MOUNTING KIT			
H1420	14 x 20 x 6"	24	\$141.90
TOP SHELF RISER			
H6024-4	48 x 10 x 12"	25	101.31
H6024-5	60 x 10 x 12"	30	110.52
H6024-6	72 x 10 x 12"	35	116.14
CANTILEVER SHELF WITH LIGHT FIXTURE			
HCTS-LF-5*	60 x 12 x 38"	64	336.92
HCTS-LF-6†	72 x 12 x 38"	70	345.47

*For use with 60" wide benches.

†For use with 72" wide benches.

Hydraulic Motorized Bench

- Goes from fully retracted to fully extended in just 23 seconds.
- Easy adjustment of work height from 30 $\frac{3}{4}$ " to 42 $\frac{3}{4}$ " - with the push of a button.

Motor Driven System allows quick and accurate height adjustment for greater flexibility. Infinite adjustment with a capacity of 750 lbs. Systems are 120V rated - just plug in - ready to go. Industrial-grade activation switch ergonomically mounted on workbench leg. FOB Shipping Point.



HYDRAULIC MOTORIZED BENCH			
Product No.	Overall Size W x D	Wt. (lbs.)	Price Ea.
PLASTIC TOP			
HHB-4830-P/M	48 x 30"	162	\$1,718.39
HHB-6030-P/M	60 x 30"	185	1,748.98
HHB-7230-P/M	72 x 30"	210	1,782.34
MAPLE TOP			
HHB-4830-W/M	48 x 30"	162	1,755.76
HHB-6030-W/M	60 x 30"	185	1,812.41
HHB-7230-W/M	72 x 30"	210	1,885.30
STEEL TOP			
HHB-4829-S/M	48 x 29"	151	1,596.76
HHB-6029-S/M	60 x 29"	170	1,627.81
HHB-7229-S/M	72 x 29"	186	1,654.55

MODULAR/ ELECTRONIC BENCHES

AP SERIES Electronic Workstations

- The best value in ergonomic assembly benches.
- Non-glare white top with high density plastic laminate and backing sheet.

Designed and engineered for delicate electronic work, and built for long wearing use. Heavy duty all welded 14 ga. legs – adjustable from 31" to 35"H. – complete with leveling glides. 14 ga. apron front and rear eliminates top deflection. Top quality construction throughout. Assembles easily and quickly. Options available. FOB Shipping Point.



AP SERIES ELECTRONIC WORK BENCH 48"W. x 30"D. Bench			
Product No.	Description	Wt. (lbs.)	Price Ea.
HAP-4830	Basic Bench	125	\$427.85
H6016-4	Backboard	5	27.80
HCTS-4	Cantilever Shelf - 12"W.	25	142.42
HBR-4	Bin Rail	5	86.49
H1420	Drawer w/Mounting Kit	24	141.90
H6027-4	Lower Shelf/Footrest	15	47.59
H822BF	Drawer Unit – 1 Box Drawer, 1 File Drawer	45	295.56

60"W. x 30"D. Bench			
Product No.	Description	Wt. (lbs.)	Price Ea.
HAP-6030	Basic Bench	145	\$455.18
H6016-5	Backboard	6	28.71
HCTS-5	Cantilever Shelf - 12"W.	32	146.94
HLF-5	Light Fixture	30	227.86
HCTS-LF-5	Cantilever Light Fixture w/Shelf	64	336.92
HBR-5	Bin Rail	6	86.49
HUL401BC	Outlet Strip	6	136.73
H1420	Drawer w/Mounting Kit	24	141.90
H6027-5	Lower Shelf/Footrest	18	52.08
H822BF	Drawer Unit – 1 Box Drawer, 1 File Drawer	45	295.56

72"W. x 30"D. Bench			
Product No.	Description	Wt. (lbs.)	Price Ea.
HAP-7230	Basic Bench	165	\$502.90
H6016-6	Backboard	7	30.57
HCTS-6	Cantilever Shelf - 12"W.	38	151.51
HLF-6	Light Fixture	32	234.29
HCTS-LF-6	Cantilever Light Fixture w/Shelf	70	345.47
HBR-6	Bin Rail	7	86.49
HUL401BC	Outlet Strip	6	136.73
H1420	Drawer w/Mounting Kit	24	141.90
H6027-6	Lower Shelf/Footrest	18	55.55
H822BF	Drawer Unit – 1 Box Drawer, 1 File Drawer	45	295.56



EXCELLENT for R&D,
electronic and
industrial facilities.

PARENT



Bench Drawer



Bench Height
29 1/4"



H722-BF

H722-BB

H722-BB

H722-C

**Steel surcharge
may apply.**

Modular Benches

- Excellent for R&D, electronic and industrial facilities.
- Box and file drawers have full extension drawer slides.

100% of the drawers are accessible – rated at 125 lbs. per drawer. Ergonomic drawer pull is an integral part of the drawer front and does not protrude beyond the front of the unit. All file drawers have full height sides to accommodate hanging files. Locks standard on all units. Cabinet is equipped with one adjustable shelf. All units furnished with heavy duty leveling glides. Choice maple, plastic or anti-static tops. Long lasting powder coat finish – available in the following colors; #49 Gray, Lt. Gray, Champagne, Black or Blue – please specify. Base units measure 14 1/2"W. x 22"D. x 27 1/2"H. FOB Shipping Point.

H722-BF (2-drawer, 1-file) Wt. 76 lbs. Price Ea. \$386.30

H722-BB (2-file) Wt. 72 lbs. Price Ea. \$373.12

H722-BB (4-drawer) Wt. 80 lbs. Price Ea. \$406.19

H722-C (1-cabinet) Wt. 45 lbs. Price Ea. \$214.22

MAPLE TOPS			
Product No.	Size	Wt. (lbs.)	Price Ea.
HW-6024	60 x 24"	70	\$302.39
HW-6030	60 x 30"	87	361.78
HW-7224	72 x 24"	84	353.23
HW-7230	72 x 30"	104	444.65
PLASTIC TOPS			
HPT-6024	60 x 24"	70	189.14
HPT-6030	60 x 30"	88	211.13
HPT-7224	72 x 24"	84	215.13
HPT-7230	72 x 30"	105	242.34
ESD TOPS			
HESD-6024	60 x 24"	70	253.48
HESD-6030	60 x 30"	88	366.81
HESD-7224	72 x 24"	84	311.82
HESD-7230	72 x 30"	105	425.33
APRONS			
H6022	55"W. x 21"D. x 5"H.	30	78.24
H7222	68"W. x 21"D. x 5"H.	35	80.07
DELUXE OUTLET STRIP			
HUL401BC	Deluxe Outlet Strip w/lighted on/off switch, 6' cord & plug - 8 outlets (Gray Only)	3	136.73
TOP SHELVES			
HH6018	60"W. x 15"D. x 18"H.	39	163.03
HH7218	72"W. x 15"D. x 18"H.	44	164.61

CABINETS



Locker & Cabinet Benches

- All welded heavy-duty construction.
- Can be used individually or bolted together in groups.

Locker bases will accept padlock or optional flush mount lock and have spring loaded piano hinges. Cabinet bases have full height piano hinges, three point locking handle and one adjustable shelf. Choice of finishes in durable, long lasting powder coat: ASA 49 Gray, Light Gray, Champagne, Blue or Black -- please specify. Plastic laminate tops also available upon request. FOB Shipping Point.

Product No.	Overall Size W x D x H	LOCKER BASES			Wt. (lbs.)	Price Ea.
		No. of Openings	Openings W x D x H			
H101-C	36 x 21 x 31"	1	36 x 21 x 31"		72	\$366.83
H402-B	12 x 21 x 31"	2	12 x 21 x 15"		40	199.18
H303-B	18 x 21 x 31"	3	18 x 21 x 10"		60	289.77

H3000 Cylinder Lock with 2 keys Price Ea. \$9.22

Product No.	HARDWOOD TOPS		Wt. (lbs.)	Price Ea.
	Size W x D x H			
HW-4824	48 x 24 x 1 1/2"		55	\$243.47
HW-6024	60 x 24 x 1 1/2"		70	292.47
HW-7224	72 x 24 x 1 1/2"		84	341.65
HW-4830	48 x 30 x 1 1/2"		70	289.23
HW-6030	60 x 30 x 1 1/2"		87	349.92
HW-7230	72 x 30 x 1 1/2"		104	430.07

Bases Shown with
Optional Maple Top.



Mobile Shop Cabinets

- Drawer units and cabinets are heavy-duty all welded.
- Cabinets have one adjustable shelf.
- Flush mounted locks and drawer pulls.

Drawers have full extension drawer slides, rated at 125 lbs. per drawer. Heavy duty 14 gauge work surface with 3" back and end stops. Heavy duty 5" casters (2 rigid, 2 swivel with brakes). Powder coated finish. Standard color is Gray. FOB Shipping Point.

Product No.	Description	MOBILE SHOP CABINETS		Wt. (lbs.)	Price Ea.
		Size W x D x H			
H924-CC	2 Cabinets	29 x 22 x 34"		148	\$590.63
H924-CBF	1 Cabinet, 2-6" Drawers, 1-12" Drawer	29 x 22 x 34"		162	757.05
H924-BFB	4-6" Drawers, 2-12" Drawers	29 x 22 x 34"		178	923.50

Slope Top Wall Cabinet

- Space saving cabinet for industrial or office storage.
- Full height hinge doors.

Built for sturdy and durable storage. Equipped with 2 adjustable shelves and chrome plated locking handle. Shipped all welded set-up. Available in gray or champagne -- please specify. FOB Shipping Point.

H330-1224 Measures 24"W. x 12"D. x 30"H. (front) 33"H. (back). Wt. 49 (lbs.) Price Ea. \$255.09

H330-1236 Measures 36"W. x 12"D. x 30"H. (front) 33"H. (back). Wt. 63 (lbs.) Price Ea. \$272.76



Steel surcharge may apply.

INDUSTRIAL WORKBENCHES & ACCESSORIES



Packing Bench

Order a fully accessorized bench as shown.

COMPLETE PACKING BENCHES				
Product No.	Size D x L	Bench Top	Wt. (lbs.)	Price Ea.
HPB3053165	30 x 60"	Plastic SE	438	\$1,887.77
HPB3053197	30 x 60"	Maple	440	2,007.81
HPB3063165	30 x 72"	Plastic SE	492	1,998.61
HPB3063197	30 x 72"	Maple	495	2,158.71

Start with a Basic Bench with Plastic SE or Maple top and add the individual components as needed.

BASIC BENCHES				
Product No.	Size D x L	Bench Top	Wt. (lbs.)	Price Ea.
HDSB3053165	30 x 60"	Plastic SE	147	\$551.50
HDSB3053197	30 x 60"	Maple	149	671.54
HDSB3063165	30 x 72"	Plastic SE	163	598.13
HDSB3063197	30 x 72"	Maple	166	758.23

PACKING BENCH COMPONENTS				
Product No.	Description	Wt. (lbs.)	Price Ea.	
HUCS5	60" Underbench Carton Storage	70	\$276.29	
HUCS6	72" Underbench Carton Storage	78	292.86	
HTS5	60" Underbench Tissue Shelf	44	208.39	
HTS6	72" Underbench Tissue Shelf	52	225.83	
HDSAG4	Height Adjusters 31-37" (set of 4)	8	67.66	
HOLF5	60" Overhead Light Frame	48	178.83	
HOLF6	72" Overhead Light Frame	49	183.69	
HBR5	60" Bin Rail*	16	52.39	
HBR6	72" Bin Rail*	18	54.49	
HPS4	4-Outlet Power Strip, 15 amp**	5	95.06	
HACS5	60" Adj. Catalog Shelf*	22	118.16	
HACS6	72" Adj. Catalog Shelf*	24	127.99	
HOC55	60" Overhead Carton Storage*	62	205.83	
HOC56	72" Overhead Carton Storage*	79	219.24	
HSLA-LED	48" LED Shop Light w/Cord	16	133.69	

*Requires one Overhead Light Frame

**Requires one Bin Rail



Basic Bench Accessorized with Packing Bench Components and Plastic SE Top

- Enamel Finish available in Beige, Black, Blue, Gray and Red--please specify.
- Laminates available in White, Almond, Black and Gray--please specify.
- All products are made to order -- Please allow a 10-14 day lead time from order to shipment.
- No minimum purchase requirements.

Heavy-Duty Tubular Framework Double Stringer Work Benches

- 1½" square tubular 18 gauge steel welded frame is built for durability.
- Enamel Finish available in Beige, Black, Blue, Gray and Red - please specify.

Double stringer design provides a superior understructure to roll-formed parts. Assembles quickly and easily with basic hardware. Basic bench includes legs, stringers, leveling glides, and bench top. All 60" and 72" bench tops include a 12 gauge channel stiffener to prevent the top from sagging over time. Fully accessorized bench includes 6" height adjustment, casters, lower shelf, drawer, 12" riser supports, matching riser shelf, back and end stops for bench, back and end stops for riser and 4 outlet power strip. All parts can be ordered separately to meet individual requirements. Contact dealer for specific pricing. FOB Shipping Point. Standard colors for the Plastic SE tops are Almond, Gray, White and Black - please specify. Also available in other colors - call dealer for more information.



Basic Bench with Maple Top

31" FIXED HEIGHT BASIC BENCHES											
WOOD COMP TOP				PLASTIC SE TOP				STEEL TOP			
Size W x D	Product No.	Wt. (lbs.)	Price Ea.	Product No.	Wt. (lbs.)	Price Ea.		Product No.	Wt. (lbs.)	Price Ea.	
48 x 30"	HDSB3043126	133	\$408.94	HDSB3043165	131	\$434.50		HDSB3043117	123	\$487.73	HDSB3043197 132 \$531.60
60 x 30"	HDSB3053126	150	504.94	HDSB3053165	147	551.50		HDSB3053117	138	521.50	HDSB3053197 149 671.54
72 x 30"	HDSB3063126	168	542.99	HDSB3063165	163	598.13		HDSB3063117	153	556.30	HDSB3063197 166 758.23
48 x 36"	HDSB3643126	149	454.76	HDSB3643165	147	489.97		HDSB3643117	135	538.31	HDSB3643197 148 607.47
60 x 36"	HDSB3653126	169	546.00	HDSB3653165	166	604.50		HDSB3653117	154	582.03	HDSB3653197 168 762.30
72 x 36"	HDSB3663126	190	604.69	HDSB3663165	185	663.39		HDSB3663117	172	629.30	HDSB3663197 188 863.99

31-37" ADJUSTABLE HEIGHT FULLY ACCESSORIZED BENCHES											
Size W x D	Product No.	Wt. (lbs.)	Price Ea.	Product No.	Wt. (lbs.)	Price Ea.		Product No.	Wt. (lbs.)	Price Ea.	
48 x 30"	HDSC3043126	221	\$1,176.61	HDSC3043165	218	\$1,202.17		HDSC3043117	197	\$1,208.16	HDSC3043197 219 \$1,299.27
60 x 30"	HDSC3053126	253	1,304.44	HDSC3053165	248	1,351.00		HDSC3053117	223	1,271.11	HDSC3053197 251 1,471.04
72 x 30"	HDSC3063126	287	1,372.51	HDSC3063165	278	1,427.66		HDSC3063117	249	1,333.34	HDSC3063197 283 1,587.76
48 x 36"	HDSC3643126	237	1,226.34	HDSC3643165	234	1,261.56		HDSC3643117	229	1,262.66	HDSC3643197 235 1,379.06
60 x 36"	HDSC3653126	272	1,349.41	HDSC3653165	267	1,407.91		HDSC3653117	239	1,335.56	HDSC3653197 270 1,565.71
72 x 36"	HDSC3663126	309	1,440.09	HDSC3663165	300	1,498.79		HDSC3663117	268	1,412.21	HDSC3663197 305 1,699.39



Fully Accessorized Mobile Bench with Wood Comp Top

Industrial Bench Tops

- Three worksurface selections suitable for most industrial applications.
- Other styles and sizes are available.
- FOB Shipping Point.



Maple

1½" Butcher block rock-hard edge glued strips provide strength and durability.

Excellent in tool shops. Durakryl finish repels most solvents.



Wood Comp

1½" Super-Hard high density particle board top and bottom.

sealed to resist conventional liquids. Core is 45 lb. p.b. with traditional hardwood bands on all sides.



Plastic SE

1½" thick high-pressure laminate work surface. 45 lb. particle board core with hpl top and edging. Paper backer sheet on bottom. Standard

colors for the Plastic SE tops are Almond, Gray, White and Black - please specify. Also available in other colors - call dealer for more information.

INDUSTRIAL BENCH TOPS											
Wood Comp.-Series 26				Plastic SE-Series 65				Maple-Series 97			
Size W x L	Product No.	Wt. (lbs.)	Price Ea.	Product No.	Wt. (lbs.)	Price Ea.		Product No.	Wt. (lbs.)	Price Ea.	
30 x 48"	H26304	70	\$175.34	H65304	70	\$200.90		H97304	70	\$298.00	
30 x 60"	H26305	88	205.81	H65305	88	252.37		H97305	88	372.41	
30 x 72"	H26306	105	231.53	H65306	105	286.67		H97306	105	446.77	
30 x 96"	H26308	140	323.40	H65308	140	384.69		H97308	140	595.99	
36 x 48"	H26364	84	204.90	H65364	84	240.11		H97364	84	357.61	
36 x 60"	H26365	105	230.61	H65365	105	289.11		H97365	105	446.91	
36 x 72"	H26366	126	276.97	H65366	126	335.67		H97366	126	536.27	
36 x 96"	H26368	168	369.83	H65368	168	438.37		H97368	168	715.34	

Industrial Carts

Heavy duty all-welded carts

are available in a variety of:

Sizes; Styles; Colors; Push

Handles; No. of Shelves;

Caster Types and Sizes.

Made to your specifications

and capacity requirements.

Call for ordering information



SHOP STANDS & CABINETS



Shop Stands

• Ships 100% ready-to-use.

3000 lb. capacity shop stands feature heavy-duty welded frames of 1½" 18 ga, tubular steel and a choice of industrial quality bench tops. Choose from 3 styles - Standard (HSS), 2 Shelf (HS2) or Drawer & Shelf (HSD) units. Each stand includes dual purpose floor pads that allow it to be secured permanently in place and inserts that will accept casters (sold separately). Steel color options: Beige, Black, Blue, Gray, and Red. Top choices are Wood Comp, Plastic SE and Maple. Laminate options: Almond, Gray, Black and White. Shop stands are available in 2 sizes and 3 heights. Custom sizes are available -- contact dealer for details. Make the stands mobile by adding a set of four 4" casters (2 swivel, 2 swivel/locking) which will mount on any model of shop stand. Casters will add 5½" of overall height to the stand and reduce weight capacity to 1000 lbs. FOB Shipping Point.

SHOP STANDS									
WOOD COMP-1¼" THICK				PLASTIC SE-1¼" THICK			MAPLE-1¼" THICK		
STANDARD (HSS) MODEL									
Size W x D x H	Product No.	Wt. (lbs.)	Price Ea.	Product No.	Wt. (lbs.)	Price Ea.	Product No.	Wt. (lbs.)	Price Ea.
18 x 24 x 24"	HSS12A26	46	\$259.26	HSS12A60	46	\$255.24	HSS12A97	46	\$297.64
18 x 24 x 30"	HSS12B26	52	264.51	HSS12B60	52	260.50	HSS12B97	52	302.90
18 x 24 x 36"	HSS12C26	58	269.76	HSS12C60	58	265.74	HSS12C97	58	308.14
24 x 36 x 24"	HSS23A26	73	311.63	HSS23A60	73	317.94	HSS23A97	73	422.97
24 x 36 x 30"	HSS23B26	79	317.40	HSS23B60	79	323.71	HSS23B97	79	428.74
24 x 36 x 36"	HSS23C26	85	324.53	HSS23C60	85	330.84	HSS23C97	85	435.87
2-SHELF (HS2) MODEL									
18 x 24 x 24"	HS212A26	58	\$290.74	HS212A60	58	\$286.73	HS212A97	58	\$329.13
18 x 24 x 30"	HS212B26	64	298.63	HS212B60	64	294.61	HS212B97	64	337.01
18 x 24 x 36"	HS212C26	70	309.11	HS212C60	70	305.10	HS212C97	70	347.50
24 x 36 x 24"	HS223A26	95	390.53	HS223A60	95	396.84	HS223A97	95	501.87
24 x 36 x 30"	HS223B26	101	398.40	HS223B60	101	404.71	HS223B97	101	509.74
24 x 36 x 36"	HS223C26	107	406.29	HS223C60	107	412.60	HS223C97	107	517.63
DRAWER & SHELF (HSD) MODEL									
18 x 24 x 24"	HSD12A26	57	\$353.76	HSD12A60	57	\$349.74	HSD12A97	57	\$392.14
18 x 24 x 30"	HSD12B26	63	360.31	HSD12B60	63	356.30	HSD12B97	63	398.70
18 x 24 x 36"	HSD12C26	69	366.21	HSD12C60	69	362.20	HSD12C97	69	404.60
24 x 36 x 24"	HSD23A26	92	466.86	HSD23A60	92	473.17	HSD23A97	92	578.20
24 x 36 x 30"	HSD23B26	98	473.59	HSD23B60	98	479.90	HSD23B97	98	584.93
24 x 36 x 36"	HSD23C26	104	479.46	HSD23C60	104	485.77	HSD23C97	104	590.80

HC4GNM Casters, 4 x 1½", Gray Wt. 7 (lbs.) Price per set of 4 \$91.66


Add **SPACE** and **STORAGE** in the shop at a **LOW COST**



Model HSS with Maple Top and Casters



Model HS2 with Wood Comp Top



Model HSD with Plastic SE Top

Mobile Work Stations

Mobile work stations roll smoothly on 8" casters (2 rigid, 2 swivel/locking) and feature a strong all-welded construction that will support up to 2,500 lbs. Available in cabinet style (with or without an inside shelf), 48" or 60" lengths, and 1½" thick wood composition or hard Maple butcher block top. Includes back and end splash to keep parts on the work surface. Steel Color options: Gray (-GY), Blue (-BL) and Black (-BK) -- please specify. Add an 18" pull out bin drawer to a unit and organize smaller parts in one of the twelve removeable bins. FOB Shipping Point.

MOBILE WORK STATIONS				
Product No.	Top Style	Size D x W x H	Wt. (lbs.)	Price Ea.
CABINET MOBILE WORK STATIONS W/O INSIDE SHELF				
HMWC2426	Wood Composition	30 x 48 x 36"	210	1,041.30
HMWC2526	Wood Composition	30 x 60 x 36"	225	1,134.41
HMWC2497	Maple Butcher Block	30 x 48 x 36"	215	1,163.96
HMWC2597	Maple Butcher Block	30 x 60 x 36"	230	1,301.01
CABINET MOBILE WORK STATIONS WITH INSIDE SHELF				
HMWS2426	Wood Composition	30 x 48 x 36"	235	1,136.56
HMWS2526	Wood Composition	30 x 60 x 36"	255	1,236.56
HMWS2497	Maple Butcher Block	30 x 48 x 36"	240	1,259.21
HMWS2597	Maple Butcher Block	30 x 60 x 36"	260	1,403.16

HBD18B 18" Bin Drawer includes 8-3 x 5 x 4" bins and 4-3 x 7 x 4" bins, yellow in color.

Bin Drawer steel color options: Gray (-GY), Blue (-BL), and Black (-BK) -- please specify.


Size 20"D. x 18"W. x 4"H., Wt. 20 (lbs.) Price Ea. \$217.83



HMWC2597-BL




HMWS2426-GY
Shown with
HBD18B-GY Bin Drawer



HBD18B-GY

WELDING TABLES




Heavy Welding Tables

• **Solid Heavy Duty, long lasting shop tables for any welding application.**


If you are looking for a solid heavy duty shop table, look no further. These Welding Tables offer $\frac{1}{4}$ ", $\frac{3}{8}$ ", $\frac{1}{2}$ ", $\frac{3}{4}$ " and 1" plate steel tops. Each table offers all-welded construction and is built to 36" overall working height. The unpainted top is ideal for welding applications. Each table is built using 4 x 4" 11 ga. legs and features a bottom shelf with wire decking. All tables are powder coated black. Additional powder coated colors available -- call for pricing. FOB Shipping Point.

HEAVY WELDING TABLES					
Product No.	Size W x D x H	Top	Wt. (lbs.)	Price Ea.	Price Ea. With Casters*
H3X6WELD-14	72 x 36 x 36"	$\frac{1}{4}$ "	350	\$2,000.00	\$2,600.00
H3X6WELD-38	72 x 36 x 36"	$\frac{3}{8}$ "	450	2,100.00	2,700.00
H3X6WELD-12	72 x 36 x 36"	$\frac{1}{2}$ "	550	2,250.00	2,850.00
H3X8WELD-14	96 x 36 x 36"	$\frac{1}{4}$ "	455	2,300.00	2,900.00
H3X8WELD-38	96 x 36 x 36"	$\frac{3}{8}$ "	570	2,450.00	3,050.00
H3X8WELD-12	96 x 36 x 36"	$\frac{1}{2}$ "	700	2,600.00	3,200.00
H4X4WELD-38	48 x 48 x 36"	$\frac{3}{8}$ "	405	2,075.00	2,675.00
H4X4WELD-12	48 x 48 x 36"	$\frac{1}{2}$ "	490	2,200.00	2,800.00
H4X8WELD-14	96 x 48 x 36"	$\frac{1}{4}$ "	552	2,250.00	2,850.00
H4X8WELD-38	96 x 48 x 36"	$\frac{3}{8}$ "	715	2,500.00	3,100.00
H4X8WELD-12	96 x 48 x 36"	$\frac{1}{2}$ "	880	2,900.00	3,500.00
H4X8WELD-34	96 x 48 x 36"	$\frac{3}{4}$ "	1200	3,500.00	4,100.00
H4X12WELD-12	144 x 48 x 36"	$\frac{1}{2}$ "	1500	5,300.00	6,400.00
H5X8WELD-1	96 x 60 x 36"	1"	2000	6,500.00	7,400.00


*For workbench with casters, add WC suffix to product number.




H4X12WELD-12WC




H5X8WELD-1



H3X6WELD-38WC



H4X8WELD-12



H4X8WELD-12WC

Steel surcharges may apply.

Heavy Welding Tables with casters come standard with 2 rigid and 2 locking swivel. Model H5X8WELD-1 includes 2 rigid, 2 swivel and 2 locking swivel casters.



Rigid Caster - (WC)



Swivel Caster (WC)



WHAT'S MORE hardcore THAN METAL AND FIRE? NOTHING. EXCEPT OUR BADASS WELDING TABLES.

Our welding tables are made by hand in the USA with heavy gauges of steel for superior strength and durability. You can weld, cut, grind, pound, or do whatever badass things you do for the rest of your life on this welding table. Our lifetime warranty proves it.

CABINET WORKBENCHES

Pollard
EST. 1921
CHICAGO, IL

Three Drawer Cabinet Workbench

- Available with 1 1/2" or 2" thick Laminated Hardwood Top.
- Now available with rugged 12ga. steel top.
- Drawers come standard with pull handles and keyed cylinder locks.
- Cabinets are fitted with locking T-handles and a center mounted shelf.
- Center drawer includes a sliding insert tray.
- Alternate tops available by special request only, call for details.

FOB Shipping Point.



H163-630-12



H163-630-34

THREE DRAWER CABINET WORKBENCH					
Product No.	Top Size L x W	Top Thickness	Bench Height	Cabinet Size W x D	Wt. (lbs.)
HARDWOOD TOP					
H163-530-34	60 x 30"	1 1/2"	33 3/4"	52 x 24"	310
H163-530-35	60 x 30"	2"	34 3/4"	52 x 24"	350
H163-630-34	72 x 30"	1 1/2"	33 3/4"	70 x 24"	340
H163-630-35	72 x 30"	2"	34 3/4"	70 x 24"	410
STEEL TOP					
H163-530-12	60 x 29"	12ga.	33 3/4"	52 x 24"	310
H163-630-12	72 x 29"	12ga.	33 3/4"	70 x 24"	340

Enclosed Cabinet Workbench

- 1 1/2" thick hardwood top or formed 12ga top.
- 18 ga back and end plates cap the bench top on three sides.
- The lower cabinet is fitted standard with handles and a keyed cylinder lock.
- Cabinet dimensions are 55 x 24 x 21" with one fixed place center shelf.
- The bench top sits at 34" with the back plate rising 3" above the top.
- A 20 x 20 x 6" drawer is mounted below the center shelf of the D models.

FOB Shipping Point.



H140-530-32



H120-529-32D



H120-529-32-R

ENCLOSED CABINET WORKBENCH					
Product No.	Top Size L x D	Top Material	Cabinet Size W x D	Wt. (lbs.)	Price Ea.
H120-529-32	60 x 29"	Steel	52 x 24"	230	\$1,195.00
H120-529-32D	60 x 29"	Steel	52 x 24"	262	1,375.00
H140-530-32	60 x 30"	Wood	52 x 24"	256	1,415.00
H140-530-32D	60 x 30"	Wood	52 x 24"	288	1,610.00

For casters: Add -R to Product No. ...add \$350.00

Three Drawer Mobile Maintenance Bench

- Rugged all welded construction.
- Available in 7 different top options and 3 different caster options.
- 6 cubic feet of space in the locking cabinet with one shelf.
- Three locking drawers include pull handles, and 1 with a sliding tray.
- Available options can also include back and end plates and riser shelf.
- Ships set-up.

FOB Shipping Point.



H165-FMT-BE-R



H165-MT-BE-R



H165-FPT-BE-R

Shown w/optional back & end plates

Caster Options

Standard

5" Polyurethane casters (2 rigid, 2 swivel with brake - SLR1400 lbs) are signified by the -R after the product # e g H165-MT-R

Heavy Duty

For 5" Steel casters (2 rigid, 2 swivel with brake - SLR2000 lbs) replace -R with -S in the style # e g H165C-FMT-S. Add \$85.00 to the price for steel casters.

Extra Heavy Duty

For 6" Phenolic casters (2 rigid, 2 swivel with brake - SLR3200 lbs) add -E to the product # e g H165-PT-E. Add \$155.00 to the price for phenolic casters.

All Swivel Casters

For all swivel casters add X to the caster letter # e g H165C-XR. Add \$40.00 to the price for all swivel casters.

Cabinet Mobile Maintenance Bench

- All welded construction for rugged use and multiple purposes.
- Available in 7 different top options.
- 12 cubic feet of space in the locking cabinet with one shelf.
- Reinforced cabinet doors include T-handle locks that are keyed alike.
- Available options include back and end plates and riser shelf.
- Ships set-up.

FOB Shipping Point.



H165C-MT-R



H165C-FMT-BE-R Shown w/optional back & end stops



H165C-R

CABINET/DRAWER MOBILE MAINTENANCE BENCH				
Product No.	Top Material	Top Size	Wt. (lbs.)	Price Ea.
H165-R	Steel	24 x 36"	250	\$1,895.00
H165-ST	Steel	29 x 48"	272	2,050.00
H165-FMT	Hardwood	24 x 36"	306	1,995.00
H165-MT	Hardwood	30 x 48"	292	2,195.00
H165-FHT	Shop Top	24 x 36"	311	1,895.00
H165-HT	Shop Top	30 x 48"	335	2,095.00
H165-FPT	3/8" Plate	24 x 36"	321	2,195.00
H165-PT	3/8" Plate	30 x 48"	424	2,395.00

Standard Colors



DOUBLE CABINET MOBILE MAINTENANCE BENCH				
Product No.	Top Material	Top Size	Wt. (lbs.)	Price Ea.
H165C-R	Steel	24 x 36"	250	\$1,495.00
H165C-ST	Steel	29 x 48"	272	1,595.00
H165C-FMT	Hardwood	24 x 36"	306	1,695.00
H165C-MT	Hardwood	30 x 48"	292	1,895.00
H165C-FHT	Shop Top	24 x 36"	311	1,595.00
H165C-HT	Shop Top	30 x 48"	335	1,695.00
H165C-FPT	3/8" Plate	24 x 36"	321	1,895.00
H165C-PT	3/8" Plate	30 x 48"	424	2,095.00

OPEN LEG WORKBENCHES

Pollard
EST. 1921
CHICAGO, IL



¾" Steel Plate Top Extra Heavy Duty Workbench

- ¾" Thick Steel Plate Top for higher capacities.
- 12ga. Backplate comes standard and rises 3" above surface.
- Comes standard with angle iron tie rods for rigidity.
- Optional lower shelf & drawer available, call for details.
- Available with 30", 32½", 35" tall bench legs.
- SLR is 10,000 - 14,000 lbs. of evenly dispersed weight.

FOB Shipping Point.

Product No.	Top Size L x D	No. of Legs	Wt. (lbs.)	Price Ea.
H152-330	36 x 30"	2	179	\$1,050.00
H152-430	48 x 30"	2	225	1,195.00
H152-524	60 x 24"	3	247	1,395.00
H152-530	60 x 30"	3	292	1,525.00
H152-624	72 x 24"	3	285	1,595.00
H152-630	72 x 30"	3	337	1,725.00



Laminated Hardwood Heavy Duty Workbench

- 1½" Thick laminated mixed hardwood bench top.
- 16ga. back and end plates rise 3" above surface.
- Formed 12ga. lower shelf.
- Optional drawers & shelving available, call for details.
- Available with 30", 32½", 35" tall bench legs.
- SLR is 3,000 - 10,000 lbs. of evenly dispersed weight.

FOB Shipping Point.

Product No.	Top Size L x D	Wt. (lbs.)	Price Ea.
H141-430	48 x 30"	154	\$975.00
H141-530	60 x 30"	183	1,075.00
H141-536	60 x 36"	220	1,295.00
H141-630	72 x 30"	209	1,175.00
H141-636	72 x 36"	253	1,375.00
H141-830	96 x 30"	284	1,590.00
H141-836	96 x 36"	344	2,025.00
H141-1030	120 x 30"	339	2,175.00
H141-1036	120 x 36"	411	2,450.00



Formed 12ga Steel Heavy Duty Workbench

- Thick 12ga. Steel formed down and under in front & back.
- 16ga. Back & end plates rises 3" above surface.
- Formed 12ga. lower shelf.
- Optional drawers & shelving available, call for details.
- Available with 30", 32½", 35" tall bench legs.
- SLR is 3,000 - 10,000 lbs. of evenly dispersed weight.

FOB Shipping Point.

Product No.	Top Size L x D	Wt. (lbs.)	Price Ea.
H121-429	48 x 29"	133	\$785.00
H121-529	60 x 29"	157	895.00
H121-536	60 x 36"	190	995.00
H121-629	72 x 29"	178	995.00
H121-636	72 x 36"	217	1,095.00
H121-829	96 x 29"	242	1,410.00
H121-836	96 x 36"	296	1,575.00
H121-1029	120 x 29"	287	1,695.00
H121-1036	120 x 36"	351	1,865.00

Steel-Wood Heavy Duty Workbench

- The front 11" is made from 2½" Thick Laminated Maple.
- The 12ga. steel rear portion is set into wood for smooth transition.
- Comes standard with lower shelf and 14" x 22" x 5" drawer.
- Rear portion of the bench top is capped with back & end plates.
- Available with 30", 32½", 35" tall bench legs.
- SLR is 2,000 - 5,000 lbs. of evenly dispersed weight.

FOB Shipping Point.

Product No.	Top Size L x D	Wt. (lbs.)	Price Ea.
H131-529	60 x 30"	188	\$1,395.00
H131-629	72 x 30"	244	1,660.00



Mobile Open Leg Heavy Duty Workbench

- Standard Open Leg Workbench with casters.
- Caster options of 5" polyurethane or 6" phenolic.
- 144/124 model comes equipped with lower shelf.
- Available with 30", 32½", 35" tall bench legs.
- SLR is 1,400 - 3,300 lbs. of evenly dispersed weight.

FOB Shipping Point.

Product No.	Top Style	Top Size L x W	Wt. (lbs.)	Price Ea.
H124-429-166R	Steel	4' x 29"	143	\$1,075.00
H124-529-166R	Steel	5' x 29"	165	1,145.00
H124-629-166R	Steel	6' x 29"	185	1,220.00
H144-430-166R	Hardwood	4' x 30"	164	1,245.00
H144-530-166R	Hardwood	5' x 30"	191	1,350.00
H144-630-166R	Hardwood	6' x 30"	216	1,445.00



Drawers & Drawer Units

- Drawers and Drawer Units can mount under steel or wood workbench tops.
- Drawers are standard with padlock attachments, pull handles and locks can be added.
- Drawer units come standard with pull handles.

FOB Shipping Point.

Product No.	Interior Dimensions	Wt. (lbs.)	Price Ea.
DRAWER			
H220-1	12 x 20 x 4"	20	\$180.00
H220-2	12 x 20 x 5"	21	195.00
H220-3	14 x 22 x 5"	25	210.00
H220-4	14 x 22 x 6"	27	220.00
H220-5	18 x 24 x 6"	30	230.00
H220-6	20 x 20 x 6"	28	245.00
TWO DRAWER UNITS			
H222-220-3	14 x 22 x 5"	69	500.00
H222-220-6	20 x 20 x 6"	84	540.00
THREE DRAWER UNITS			
H223-220-3	14 x 22 x 5"	96	665.00
H223-220-6	20 x 20 x 6"	118	725.00



Product No.	Price Ea.
Cylinder Lock	
H240	\$40.00
Pull Handle	
H250	10.00



CASTER UPGRADES		
Product No.	Caster Style	Price Ea.
-X	All Swivel	+\$60.00
-S	Steel	+\$85.00
-E	Phenolic	+\$155.00

Standard Colors



Riser Shelf

- End caps raise shelf 12" off benchtop.
- 10" deep shelf is formed down in front and up in the rear.
- Riser shelves are compatible with all Pollard workbenches

FOB Shipping Point.

Product No.	Length	Wt. (lbs.)	Price Ea.
H216-3	3'	19	\$180.00
H216-4	4'	22	190.00
H216-5	5'	24	200.00
H216-6	6'	27	210.00
H216-8	8'	38	295.00
H216-10	10'	48	330.00



STOOLS - WORKBENCH LEGS - MACHINE TABLES

Pollard
EST. 1921
CHICAGO, IL

Industrial Shop Stools

- ¾" Angle iron frame is riveted and welded for superior strength & performance.
- 14" Diameter Seat is made from Mixed Hardwoods or 12ga steel.
- 6" Wide curved seat back made from ½" thick maple, or 12ga steel.
- Optional non-marring leveler glides available - call for pricing.



WOOD SEAT SHOP STOOLS			
Product No.	Seat Height	Wt. (lbs.)	Price Ea.
STATIONARY HEIGHT - NO BACK			
H300-14	14"	11	\$140.00
H300-18	18"	13	145.00
H300-20	20"	14	155.00
H300-22	22"	15	160.00
H300-24	24"	16	165.00
H300-26	26"	17	170.00
H300-28	28"	19	175.00
H300-30	30"	20	180.00
ADJUSTABLE HEIGHT - NO BACK			
H302-1824	18-24"	18	155.00
H302-2228	22-28"	19	160.00
H302-2632	26-32"	22	165.00
H302-3036	30-36"	23	170.00

Change prefix to H301 plus height for stationary height stool with wood backrest (i.e. H301-22). Wt. 3 lbs. Add \$55.00 to above pricing.

Change prefix to H303 plus height for adjustable height stool with backrest (i.e. H303-1824). Wt 3 lbs. Add \$55.00 to above pricing.

STOOL OPTIONS

-R	Add 2½" Rubber Casters	+\$75.00
-S	Add Swivel to Seat (changes brace placement & height)	+\$55.00
-G	Add Leveler Glides	+\$15.00

- Stools that are 28" or taller have two sets of frame braces.
- Optional swivel seat available - call for pricing and information.
- ¾" angle iron braces provide adjustment in 1" increments in 302/303/312/313 models.

FOB Shipping Point.

STEEL SEAT SHOP STOOLS			
Product No.	Seat Height	Wt. (lbs.)	Price Ea.
STATIONARY HEIGHT - NO BACK			
H310-14	14"	12	\$145.00
H310-18	18"	14	150.00
H310-20	20"	15	155.00
H310-22	22"	16	160.00
H310-24	24"	17	165.00
H310-26	26"	18	170.00
H310-28	28"	20	175.00
H310-30	30"	21	180.00
ADJUSTABLE HEIGHT - NO BACK			
H312-1824	18-24"	18	165.00
H312-2228	22-28"	19	170.00
H312-2632	26-32"	22	175.00
H312-3036	30-36"	23	180.00

Change prefix to H311 plus height for stationary height stool with steel backrest (i.e. H311-22). Wt. 3 lbs. Add \$55.00 to above pricing.

Change prefix to H313 plus height for adjustable height stool with backrest (i.e. H303-1824). Wt 3 lbs. Add \$55.00 to above pricing.



Heavy Duty Bench Legs

- 2" x 2" x ½" Angle iron arc welded design.
- Bench leg tops are 4" wide for common leg use.
- Bench leg tops are pierced for ¾" bolts or ¼" lag screws

FOB Shipping Point.

WORKBENCH LEGS				
Product No.	Weight Cap. (lbs.)	Size W x H	Wt. (lbs.)	Price Ea.
FIXED HEIGHT - All Welded 2 x 2 x ½" Angle				
H200-2330	5,000	23 x 30"	19	\$125.00
H200-2332	5,000	23 x 32"	19	125.00
H200-2335	5,000	23 x 35"	19	125.00
H200-2830	7,000	28 x 30"	21	135.00
H200-2832	7,000	28 x 32"	21	135.00
H200-2835	7,000	28 x 35"	21	135.00
H200-3630	10,000	36 x 30"	24	150.00
H200-3632	10,000	36 x 32"	24	150.00
H200-3635	10,000	36 x 35"	24	150.00
FIXED HEIGHT - All Welded 2 x 2 x ½" Angle For (48" & 60" Widths)				
H201-4530	10,000	45 x 30"	29	165.00
H201-4532	10,000	45 x 32"	29	165.00
H201-4535	10,000	45 x 35"	29	165.00
H201-5530	10,000	55 x 30"	34	180.00
H201-5532	10,000	55 x 32"	34	180.00
H201-5535	10,000	55 x 35"	34	180.00
FIXED HEIGHT - All Welded 1½ x 1½ x ½" Angle				
H202-2330-G	3,000	23 x 30"	15	135.00
H202-2332-G	3,000	23 x 32"	15	135.00
H202-2335-G	3,000	23 x 35"	15	135.00
H202-2830-G	3,000	28 x 30"	22	145.00
H202-2832-G	3,000	28 x 32"	22	145.00
H202-2835-G	3,000	28 x 35"	22	145.00
FIXED HEIGHT - All Welded 2 x 2 x ½" Angle - Extra Leg Room				
H203-2330	4,000	23 x 30"	20	175.00
H203-2332	4,000	23 x 32"	20	175.00
H203-2335	4,000	23 x 35"	20	175.00
H203-2830	4,000	28 x 30"	22	195.00
H203-2832	4,000	28 x 32"	22	195.00
H203-2835	4,000	28 x 35"	22	195.00

H3036/3642 6" Adjustable Leg Heights in 1" increments all styles, except H203 series. Add \$35.00 to above for pricing.
H202-R Add 2" dual swivel casters to 202 series leg by adding -R to the part number. Add \$75.00 to above for pricing.

Machine Tables

- 1½" x 1½" x ½" Angle iron uprights.
- 16 ga tray can be mounted with 2" edges up or down.
- Knocked down construction.
- Available upgrades include glides (-G) and casters (-R).
- Tables are braced by 1" strip or a second tray.
- Adjustable heights available - call for details.

FOB Shipping Point.

MOBILE STYLE WORKBENCH LEGS					
Product No.	Size W x H	Wt. Cap. (lbs.)	Wt. (lbs.)	Price Ea.	
FIXED HEIGHT w/2 Rigid 5" Polyurethane Casters					
H200-2330-166R	23 x 30"	700	28	\$260.00	
H200-2332-166R	23 x 32"	700	28	260.00	
H200-2335-166R	23 x 35"	700	28	265.00	
H200-2830-166R	28 x 30"	700	30	280.00	
H200-2832-166R	28 x 32"	700	30	280.00	
H200-2835-166R	28 x 35"	700	30	280.00	
H200-3630-166R	36 x 30"	700	33	305.00	
H200-3632-166R	36 x 32"	700	33	305.00	
H200-3635-166R	36 x 35"	700	33	305.00	
FIXED HEIGHT w/2 Swivel 5" Polyurethane Casters & Brake					
H200-2330-166XR	23 x 30"	700	29	285.00	
H200-2332-166XR	23 x 32"	700	29	285.00	
H200-2335-166XR	23 x 35"	700	29	290.00	
H200-2830-166XR	28 x 30"	700	31	300.00	
H200-2832-166XR	28 x 32"	700	31	300.00	
H200-2835-166XR	28 x 35"	700	31	300.00	
H200-3630-166XR	36 x 30"	700	34	325.00	
H200-3632-166XR	36 x 32"	700	34	325.00	
H200-3635-166XR	36 x 35"	700	34	325.00	

MACHINE TABLES 1,000 lbs. CAPACITY			
Product No.	Dimensions L x W x H	Wt. (lbs.)	Price Ea.
H750-1824-18	18 x 24 x 18"	22	\$215.00
H750-1824-24	18 x 24 x 24"	25	220.00
H750-1824-30	18 x 24 x 30"	28	225.00
H750-1824-36	18 x 24 x 36"	31	230.00
H750-2226-18	22 x 26 x 18"	24	235.00
H750-2226-24	22 x 26 x 24"	27	240.00
H750-2226-30	22 x 26 x 30"	30	250.00
H750-2226-36	22 x 26 x 36"	33	260.00
H750-2430-18	24 x 30 x 18"	27	265.00
H750-2430-24	24 x 30 x 24"	30	270.00
H750-2430-30	24 x 30 x 30"	33	275.00
H750-2430-36	24 x 30 x 36"	36	280.00
H750-2436-18	24 x 36 x 18"	30	290.00
H750-2436-24	24 x 36 x 24"	33	295.00
H750-2436-30	24 x 36 x 30"	36	300.00
H750-2436-36	24 x 36 x 36"	39	305.00

To add Glides add -G (i.e. 750-2436-G) to the style number and add \$65.00 to the price.

To add Casters add -R (i.e. 750-2436-R) to the style number and add \$125.00 to the price.

To add a 2nd shelf - call for pricing.



BENCH SEATS & DESKS

Cast Iron Pedestal Locker Room Bench -330

- 9½" Wide Laminated Hardwood Seat has full radius on all sides for comfort.
- Two or three cast iron pedestals support butcher block style seat.
- 12" Hardwood or 12ga seat available - call for details.

FOB Shipping Point.



H330-4

Product No.	Bench Length	No. of Pedestals	Wt. (lbs.)	Price Ea.
H330-3	3'	2	46	\$395.00
H330-4	4'	2	50	415.00
H330-5	5'	2	54	440.00
H330-6	6'	2	58	475.00
H330-7	7'	2	62	500.00
H330-8	8'	3	66	640.00
H330-9	9'	3	86	680.00
H330-10	10'	3	90	725.00
H330-11	11'	3	94	775.00
H330-12	12'	3	98	825.00

H331 Pedestal only \$175.00



H331

12ga Pedestal Locker Room Bench -338

Product No.	Bench Length	No. of Pedestals	Wt. (lbs.)	Price Ea.
H338-3	3'	2	46	\$285.00
H338-4	4'	2	50	305.00
H338-5	5'	2	54	335.00
H338-6	6'	2	58	365.00
H338-7	7'	2	62	395.00
H338-8	8'	3	66	485.00
H338-9	9'	3	86	525.00
H338-10	10'	3	90	575.00
H338-11	11'	3	94	630.00
H338-12	12'	3	98	675.00

H339 Pedestal only \$105.00



H339

- 9½" Wide Laminated Hardwood Seat has full radius on all sides for comfort.
- Two or three 12ga all welded pedestals support butcher block style seat.
- 12" Hardwood or 12ga seat available - call for details.

FOB Shipping Point.



H338-4

Storage Locker Room Bench - 332

- 12" Wide Laminated Hardwood formed 12ga steel seat.
- Bench leg style supports provide a steady base.
- Expanded steel lower shelf adds storage off the ground.
- Non marring leveler glides come standard for uneven flooring.

FOB Shipping Point.

Bench Length	No. of Legs	STEEL BENCH SEAT			MAPLE BENCH SEAT		
		Product No.	Wt. (lbs.)	Price Ea.	Product No.	Wt. (lbs.)	Price Ea.
3'	2	H332-3	42	\$350.00	H332-M-3	38	\$450.00
4'	2	H332-4	50	365.00	H332-M-4	45	465.00
5'	2	H332-5	58	380.00	H332-M-5	52	480.00
6'	2	H332-6	66	400.00	H332-M-6	59	500.00
7'	3	H332-7	82	460.00	H332-M-7	74	560.00
8'	3	H332-8	90	545.00	H332-M-8	81	645.00
9'	3	H332-9	98	595.00	H332-M-9	88	695.00
10'	3	H332-10	106	645.00	H332-M-10	95	745.00




H332-M-5

Wall Mounted Locker Room Bench -334

- 12" wide x 1½" thick laminated hardwood Seat.
- Wall mounts are pierced to lag screw into the bottom of the seat and into wall studs.
- A third bracket is added to benches 6' and longer, and a fourth for 9' & 10' benches.

FOB Shipping Point.



H334-6

Product No.	Bench Length	No. of Brackets	Wt. (lbs.)	Price Ea.
H334-3	3'	2	23	\$265.00
H334-4	4'	2	28	275.00
H334-5	5'	2	33	295.00
H334-6	6'	3	42	320.00
H334-7	7'	3	47	370.00
H334-8	8'	3	52	465.00
H334-9	9'	4	57	485.00
H334-10	10'	4	62	535.00

H335 Bracket Only \$60.00

Dispatch Desks

- Large 24" x 36" top deck sits flat at 42" of the ground.
- The top compartment is 9" deep, 9" tall and runs the entire 36" of the unit.
- 20" x 20" x 6" I.D. drawer comes standard with keyed cylinder lock.
- 1½" x 1½" x ½" angle iron uprights support the 16ga top tray.
- Standard tie rod supports leave underneath open for stools or storage.
- One or two lower shelves are optional to replace the lower tie rod.
- Optional leveler glides or casters are available.

FOB Shipping Point.



H175-1


Product No.	No. of Comp.	No. of Shelves	Wt. (lbs.)	Price Ea.
STANDARD DRAWER SIZE - 20" x 20" x 6"				
H175	Single	0	87	\$525.00
H175-DC	Double	0	105	600.00
H175-1	Single	1	94	595.00
H175-1-DC	Double	1	112	700.00
H175-2	Single	2	113	695.00
H175-2-DC	Double	2	131	795.00
LARGER DRAWER SIZE - 32½" x 23½" x 4"				
H176	Single	0	92	\$550.00
H176-DC	Double	0	110	650.00
H176-1	Single	1	99	645.00
H176-1-DC	Double	1	117	745.00
H176-2	Single	2	118	750.00
H176-2-DC	Double	2	136	850.00

Specify optional Glides -G (+\$80) or Casters -R (+\$160) to the style number (i.e. H175-DC-R) when ordering.



H176-2

Standard Colors



Foreman's Desk

- Large sloping 24" x 36" top deck sits at 42" off the ground.
- The top compartment is 9" deep, 9" tall and runs the entire 36" of the unit.
- 32½" x 23½" x 4" I.D. drawer comes standard with keyed cylinder lock and pull handles.
- 1½" x 1½" x ½" angle iron uprights support the 16ga top deck and lower tray.
- Lower shelf included on all units except 5 and 6 drawer units.
- Standard tie rod supports leave underneath open for stools or storage.

FOB Shipping Point.

Product No.	No. of Drawers	Wt. (lbs.)	Price Ea.
H172-2	2	142	\$925.00
H172-3	3	211	1,100.00
H172-4	4	222	1,275.00
H172-5	5	232	1,450.00
H172-6	6	242	1,600.00

Specify optional Glides -G (+\$80) or Casters -R (+\$160) to the style number (i.e. H172-2-R) when ordering.



H172-4

HEAVY DUTY CARTS & RACKS

Pollard
EST. 1921
CHICAGO, IL

Heavy Duty Shop Cart - 508

- 12ga top deck has an overall height of 32".
- 2" x 2" x 1/8" angle iron frame supports the steel top.
- An optional 1" pipe handle is available.

FOB Shipping Point.



Closed Shop Cart - 514

- 16ga steel bin has an overall height of 34".
- 2" x 2" x 1/8" angle iron frame supports the steel bin.
- Steel bin is 16" deep.
- Top angle iron brace can be affixed with the edge to the inside or out.
- 1" pipe handle is standard on the 514.

FOB Shipping Point.

Heavy Duty Maintenance Shop Cart - 516



- 12ga formed steel top deck sits at 36" from ground.
- 12ga lower tray is formed with 2" edges up to keep parts in place.
- 2" x 2" x 1/8" angle iron frame supports the steel top.
- (1) 12" x 20" x 5" drawer is on ball bearing drawer slides and supports up to 100 lbs.
- 1" pipe handle is standard on the 516.

FOB Shipping Point.



Platform Cart - 512

- 12ga steel top deck sits at 17" from ground.
- 2" x 2" x 1/8" angle iron frame supports the steel top.
- 2" x 2" x 1/8" angle iron handle raises to 34" and is removable.

FOB Shipping Point.



Double Sided Vertical Bar Rack - 402

- Stores bars vertically up to 12' long.
- Double sided unit for bar storage on both sides.
- Heavy duty formed 12ga shelves have 600 lbs. SLR.
- Four reinforced shelves for extra storage.
- Shelves are painted Safety Orange with Pollard Green uprights.

FOB Shipping Point.

Product No.	No of Shelves	Wt. (lbs.)	Price Ea.
H402	4	210	\$895.00



Vertical Bar Rack - 403

- Stores bars vertically up to 12' long.
- One sided unit for placement against a wall.
- Heavy duty formed 12ga shelves have 600 lbs. SLR.
- Three reinforced shelves for extra storage.
- Shelves are painted Safety Orange with Pollard Green uprights.

FOB Shipping Point.

Product No.	No of Shelves	Wt. (lbs.)	Price Ea.
H403	3	140	\$695.00

Heavy Duty Storage Racks - 406/407

- 16ga trays can be installed with 1" lips facing up or down in KD unit (406).
- 12ga trays can be installed with 1" lips facing up or down in all welded unit (407).
- 1 1/2" x 1 1/2" x 1/8" angle iron uprights pierced for flexible mounting positions.
- Available options include enclosed sides, back panel, full cabinet, or casters.

FOB Shipping Point.

KNOCKED DOWN				ALL WELDED		
Shelf Size W x L	Product No.	Wt. (lbs.)	Price Ea.	Product No.	Wt. (lbs.)	Price Ea.
18 x 24"	H406-1824	92	\$495.00	H407-1824	146	\$795.00
22 x 26"	H406-2226	104	\$450.00	H407-2226	176	\$845.00
24 x 30"	H406-2430	122	\$595.00	H407-2430	206	\$895.00
24 x 36"	H406-2436	140	\$625.00	H407-2436	236	\$995.00

Caster Options

Standard

5" Polyurethane casters (2 rigid, 2 swivel with brake - SLR1400 lbs) are signified by the -R after the product # e g H550-2436-R.

Heavy Duty

For 5" Steel casters (2 rigid, 2 swivel with brake - SLR2000 lbs) replace -R with -S in the style # e g H550-2436-S. Add \$85.00 to the price for steel casters.

Extra Heavy Duty

For 6" Phenolic casters (2 rigid, 2 swivel with brake - SLR3200 lbs) add -E to the product # e g H550-2436-E. Add \$155.00 to the price for phenolic casters.

All Swivel Casters

For all swivel casters add X to the caster letter # e g H550-2436-XR. Add \$60.00 to the price for all swivel casters.

Standard Colors



A FRAME DOLLY - 550			
Product No.	Deck Size W x L	Wt. (lbs.)	Price Ea.
H550-2436-R	24 x 36"	113	\$750.00
H550-2448-R	24 x 48"	128	\$795.00
H550-2454-R	24 x 54"	138	\$840.00
H550-2460-R	24 x 60"	147	\$895.00
H550-3042-R	30 x 42"	130	\$915.00
H550-3048-R	30 x 48"	140	\$965.00
H550-3054-R	30 x 54"	150	\$1,025.00
H550-3060-R	30 x 60"	159	\$1,095.00
H550-3072-R	30 x 72"	178	\$1,195.00
H550-3636-R	36 x 36"	131	\$1,075.00
H550-3648-R	36 x 48"	152	\$1,150.00
H550-3660-R	36 x 60"	173	\$1,225.00
H550-3672-R	36 x 72"	194	\$1,300.00

PLATFORM TRUCK - 512

Product No.	Bin Size W x L	Wt. (lbs.)	Price Ea.
H512-2030-R	20 x 30"	67	\$650.00
H512-2036-R	20 x 36"	71	\$675.00
H512-2440-R	24 x 40"	86	\$725.00
H512-2448-R	24 x 48"	93	\$775.00

HEAVY DUTY SHOP CART - 508

Product No.	Bin Size W x L	Wt. (lbs.)	Price Ea.
H508-3048-R	24 x 30 x 32"	108	\$995.00
H508-3060-R	24 x 36 x 32"	116	\$1,150.00

HEAVY DUTY MAINTENANCE CART - 516

Product No.	Bin Size W x L	Wt. (lbs.)	Price Ea.
H516-2436-R	24 x 36 x 36"	145	\$875.00
H516-2448-R	24 x 48 x 36"	167	\$945.00
H516-3036-R	30 x 36 x 36"	162	\$995.00
H516-3048-R	30 x 48 x 36"	168	\$1,095.00

CLOSED SHOP CART - 514

Product No.	Bin Size W x L	Wt. (lbs.)	Price Ea.
H514-2030-R	20 x 30"	121	\$795.00
H514-2036-R	20 x 36"	132	\$865.00
H514-2440-R	24 x 40"	155	\$915.00
H514-2448-R	24 x 48"	175	\$995.00



A Frame Dolly - 550

- Reinforced formed 12ga steel deck for heavy loads.
- Braced A-frame structure rises 48" above the deck.
- A-frame braces run the length of the truck.

FOB Shipping Point.



ALL-WELDED WORKBENCHES



All-Welded Workbenches

All-welded units ship set up and ready for immediate use. Half depth lower shelf has lip at rear. Open base models have centered angle iron cross braces, allowing leg room on both sides. Durable powder coat finish. FOB Shipping Point.

Optional Locking Drawer

-DR Measures 13"W. x 17"D. x 4½"H. Wt. 15 (lbs.) Price Ea. \$253.43

STEEL TOP

12 gauge steel tops are double reinforced for exceptional strength and rigidity.

36" FIXED HEIGHT BENCHES							
WITH LOWER SHELF				WITH OPEN BASE			
Size D x W	Cap. (lbs.)	Product No.	Wt. (lbs.)	Price Ea.	Product No.	Wt. (lbs.)	Price Ea.
24 x 48"	5000	HWST2-2448-36	109	\$500.30	HWST1-2448-36	87	\$460.30
30 x 48"	5000	HWST2-3048-36	124	\$527.60	HWST1-3048-36	98	\$503.37
30 x 60"	4500	HWST2-3060-36	183	\$592.45	HWST1-3060-36	151	\$549.96
30 x 72"	4000	HWST2-3072-36	216	\$651.09	HWST1-3072-36	172	\$600.66
36 x 60"	4500	HWST2-3660-36	204	\$627.00	HWST1-3660-36	166	\$584.51
36 x 72"	4000	HWST2-3672-36	231	\$708.64	HWST1-3672-36	187	\$657.18
36 x 84"	3000	HWST2-3684-36	254	\$785.97	HWST1-3684-36	207	\$723.40

ADJUSTABLE HEIGHT BENCHES - 27" TO 41" IN 2" INCREMENTS							
WITH LOWER SHELF				WITH OPEN BASE			
Size D x W	Cap. (lbs.)	Product No.	Wt. (lbs.)	Price Ea.	Product No.	Wt. (lbs.)	Price Ea.
24 x 48"	5000	HWST2-2448-AH	111	\$576.22	HWST1-2448-AH	89	\$539.10
30 x 48"	5000	HWST2-3048-AH	126	\$603.52	HWST1-3048-AH	100	\$579.48
30 x 60"	4500	HWST2-3060-AH	185	\$668.36	HWST1-3060-AH	153	\$626.16
30 x 72"	4000	HWST2-3072-AH	218	\$727.00	HWST1-3072-AH	174	\$676.66
36 x 60"	4500	HWST2-3660-AH	206	\$703.04	HWST1-3660-AH	168	\$660.85
36 x 72"	4000	HWST2-3672-AH	233	\$762.79	HWST1-3672-AH	189	\$712.45
36 x 84"	3000	HWST2-3684-AH	256	\$840.13	HWST1-3684-AH	209	\$777.46



HWST2-3060-AH
Steel Top Adjustable Height Model
With Lower Shelf



HWST1-3060-36-DR
Steel Top Fixed Height Model
With Open Base
Shown with -DR Drawer



HWSJ2-3060-AH-DR
Butcher Block Top
Adjustable Height Model
With -DR Drawer

BUTCHER BLOCK TOPS

Premium 1½" hardwood is sanded and varnished for a smooth, durable work surface.

ADJUSTABLE HEIGHT BENCHES						
	FIXED HEIGHT 37½"			ADJUSTABLE HEIGHT 28½" TO 42½"		
Size D x W	Product No.	Wt. (lbs.)	Price Ea.	Product No.	Wt. (lbs.)	Price Ea.
24 x 48"	HWSJ2-2448-36	125	\$596.42	HWSJ2-2448-AH	123	\$690.45
30 x 48"	HWSJ2-3048-36	141	721.79	HWSJ2-3048-AH	141	806.87
30 x 60"	HWSJ2-3060-36	199	903.58	HWSJ2-3060-AH	203	1,001.19
30 x 72"	HWSJ2-3072-36	224	1,050.45	HWSJ2-3072-AH	229	1,148.96
36 x 72"	HWSJ2-3672-36	223	1,081.79	HWSJ2-3672-AH	223	1,183.88

All-Welded Steel Workbenches with Hardboard Top

Premium ¾" hardboard surface over 12 gauge steel top. FOB Shipping Point.

ALL-WELDED STEEL WORKBENCHES WITH HARDBOARD TOP							
36" FIXED HEIGHT BENCHES							
WITH LOWER SHELF				WITH OPEN BASE			
Size D x W	Cap. (lbs.)	Product No.	Wt. (lbs.)	Price Ea.	Product No.	Wt. (lbs.)	Price Ea.
24 x 48"	5000	HWSH2-2448-36	116	\$578.51	HWSH1-2448-36	94	\$483.58
30 x 48"	5000	HWSH2-3048-36	132	\$643.88	HWSH1-3048-36	106	\$568.66
36 x 72"	4000	HWSH2-3672-36	216	\$927.27	HWSH1-3672-36	172	\$751.34
36 x 84"	3000	HWSH2-3684-36	244	\$1,037.39	HWSH1-3684-36	197	\$916.12

ADJUSTABLE HEIGHT BENCHES - 27" TO 41" IN 2" INCREMENTS							
WITH LOWER SHELF				WITH OPEN BASE			
Size D x W	Cap. (lbs.)	Product No.	Wt. (lbs.)	Price Ea.	Product No.	Wt. (lbs.)	Price Ea.
24 x 48"	5000	HWSH2-2448-AH	118	\$630.45	HWSH1-2448-AH	96	\$572.24
30 x 48"	5000	HWSH2-3048-AH	134	\$703.88	HWSH1-3048-AH	108	\$629.55
36 x 72"	4000	HWSH2-3672-AH	218	\$986.34	HWSH1-3672-AH	174	\$816.72
36 x 84"	3000	HWSH2-3684-AH	246	\$1,096.46	HWSH1-3684-AH	199	\$1,009.25



HWSH1-2448-36



HWSH2-2448-AH

All-Welded Steel Workbenches with Back & End Stops

12 gauge steel top with 1½" raised stops on back and both ends to contain parts and components. FOB Shipping Point.

ALL-WELDED STEEL WORKBENCHES WITH BACK & END STOPS							
FIXED HEIGHT 36" TOP HEIGHT				ADJUSTABLE HEIGHT TOP HEIGHT ADJUSTABLE FROM 27" - 41" IN 2" INCREMENTS			
Size D x W	Cap. (lbs.)	Product No.	Wt. (lbs.)	Price Ea.	Product No.	Wt. (lbs.)	Price Ea.
24 x 48"	5000	HWSL2-2448-36	114	\$575.82	HWSL2-2448-AH	116	\$653.73
24 x 60"	4500	HWSL2-2460-36	146	\$651.48	HWSL2-2460-AH	148	\$734.30
30 x 48"	5000	HWSL2-3048-36	134	\$613.96	HWSL2-3048-AH	136	\$696.78
30 x 60"	4500	HWSL2-3060-36	164	\$687.54	HWSL2-3060-AH	166	\$770.36
30 x 72"	4000	HWSL2-3072-36	198	\$754.36	HWSL2-3072-AH	200	\$837.18
36 x 60"	4500	HWSL2-3660-36	187	\$728.07	HWSL2-3660-AH	189	\$811.04
36 x 72"	4000	HWSL2-3672-36	215	\$796.10	HWSL2-3672-AH	217	\$879.06
36 x 84"	3000	HWSL2-3684-36	239	\$898.72	HWSL2-3684-AH	240	\$980.57



HWSL2-2448-36

HEAVY DUTY ALL-WELDED WORKBENCHES & CABINETS



All-Welded Extra Heavy Duty Workbenches

- Stationary models have a rugged 10,000 lb. capacity.
- Mobile models have a 5,000 lb. capacity.

Extra strong 7 gauge (0.180 inch) reinforced steel top with rounded "comfort edges". Stationary models can support up to 10,000 lbs. Mobile models have a 5,000 lbs. capacity. Heavy 2" x 2" angle legs are 1/4" thick with welded 7 gauge gussets. Stationary models have 3" x 3" footpads with anchor holes. Mobile units feature 8" phenolic casters - 2 rigid, 2 swivel with floor lock. 12 gauge lower shelf for added storage. Fixed height units are 36"H. Adjustable height units adjust from 28" to 37" on 1" centers. Powder coated finish. FOB Shipping Point.

Optional Heavy Duty Drawer

-HD Measures 26"W. x 20"D. x 6". Center mount w/Padlock Hasp. Wt. 36 (lbs.) Price Ea. \$273.13

10,000 lb. CAPACITY STATIONARY WELDED WORKBENCH						
FIXED HEIGHT WORKBENCH				ADJUSTABLE HEIGHT WORKBENCH		
Size D x W	Product No.	Wt. (lbs.)	Price Ea.	Product No.	Wt. (lbs.)	Price Ea.
30 x 48"	HWW-3048	187	\$755.58	HWW-3048-ADJ	212	\$919.25
30 x 60"	HWW-3060	220	836.10	HWW-3060-ADJ	245	992.15
30 x 72"	HWW-3072	263	947.51	HWW-3072-ADJ	288	1,111.76
36 x 60"	HWW-3660	250	910.21	HWW-3660-ADJ	275	1,069.30
36 x 72"	HWW-3672	287	1,009.37	HWW-3672-ADJ	312	1,171.57
42 x 84"	HWW-4284	421	1,396.84	HWW-4284-ADJ	446	1,556.99

MOBILE MODELS - 2 SWIVEL 2 RIGID PHENOLIC CASTERS AND FLOOR LOCK 8" CASTERS, 36"H, 5000 LB. CAPACITY			
Size D x W	Product No.	Wt. (lbs.)	Price Ea.
30 x 48"	HWW3048-8PHFL	276	\$999.49
30 x 60"	HWW3060-8PHFL	308	1,080.03
36 x 72"	HWW3672-8PHFL	379	1,259.85
42 x 84"	HWW4284-8PHFL	516	1,554.66



HWW-3048



Adjustable Height with
Optional Drawer -HD Drawer



HWW3060-HD-8PHFL
Shown with Optional Drawer



HWW3060-8PHFL
Mobile Models Have
Floor Locks

15,000 lbs. Capacity Workbenches

These all-welded, extra heavy-duty workbenches are designed for heavy-duty uses. The workbench top is 7 gauge steel and is supported by a frame of 3" x 1 1/2" structural C channel. The legs are constructed from the 3" C channel and are welded to the top with 7 gauge gussets. 12 gauge lower shelf is 22" deep and holds 500 lbs. Foot pads with 3/8" diameter anchor holes. Clearance below the lower shelf is 5 1/2" to allow fork access. Top height is 34". Gray powder coated finish. FOB Shipping Point.

15,000 LBS. CAPACITY WORKBENCHES			
Product No.	Size D x W	Wt. (lbs.)	Price Ea.
HWX-3660-34	36 x 60"	348	\$1,526.78
HWX-3672-34	36 x 72"	396	1,683.22
HWX-4284-34	42 x 84"	532	2,081.64



HWX-4284-34

All-Welded Cabinet Workbenches - Heavy-Duty

This heavy-duty cabinet workbench features a reinforced 7 gauge steel top with edges formed to a comfortable radius. Legs are 2" x 2" x 1/4" angle. Doors and enclosure are 12 gauge with a keyed locking handle and 3-point locking mechanism for added security. Also available with 250 lbs. capacity drawer which measures 26"W x 20"D x 6"H, has heavy-duty rollers, a padlock hasp and full-width recessed handle. This heavy-duty cabinet workbench is available in both a stationary and mobile version. FOB Shipping Point.

STATIONARY MODELS: 34" TOP HEIGHT, FOOTPADS WITH LAG HOLES, 10,000 LBS. CAPACITY									
CABINET ONLY				CABINET w/1 DRAWER			CABINET w/2 DRAWERS		
Size D x W	Product No.	Wt. (lbs.)	Price Ea.	Product No.	Wt. (lbs.)	Price Ea.	Product No.	Wt. (lbs.)	Price Ea.
30 x 48"	HWWC-3048	318	\$1,770.66	HWWC-3048-HD	357	\$2,078.33	-	-	-
30 x 60"	HWWC-3060	371	1,834.85	HWWC-3060-HD	410	2,142.52	-	-	-
30 x 72"	HWWC-3072	430	2,077.49	HWWC-3072-HD	469	2,385.15	HWWC-3072-2HD	508	\$2,692.82
36 x 72"	HWWC-3672	476	2,176.85	HWWC-3672-HD	515	2,484.52	HWWC-3672-2HD	554	2,792.18



HWWC-3072-2HD

MOBILE MODELS: 37 1/2" TOP HEIGHT, 3,600 LBS. CAPACITY, 6" PHENOLIC CASTERS WITH FLOOR LOCK									
CABINET ONLY				CABINET w/1 DRAWER			CABINET w/2 DRAWERS		
Size D x W	Product No.	Wt. (lbs.)	Price Ea.	Product No.	Wt. (lbs.)	Price Ea.	Product No.	Wt. (lbs.)	Price Ea.
30 x 48"	HWWC-3048-6PHFL	362	\$1,974.63	HWWC3048-HD6PHFL	401	\$2,282.28	-	-	-
30 x 60"	HWWC-3060-6PHFL	415	2,038.81	HWWC3060-HD6PHFL	454	2,346.48	-	-	-
30 x 72"	HWWC-3072-6PHFL	474	2,281.45	HWWC3072-HD6PHFL	513	2,589.12	HWWC30722HD6PHFL	552	\$2,896.78
36 x 72"	HWWC-3672-6PHFL	533	2,380.82	HWWC3672-HD6PHFL	572	2,688.48	HWWC36722HD6PHFL	611	2,996.15



HWWC3072-HD6PHFL

WELDED WORKBENCHES & TABLES



LITTLE GIANT

All-Welded Steel Workbenches with Pegboard or Louvered Panels

• Up to 5000 lb. capacity.

Choice of bolt-on 24" high 16 gauge pegboard or louvered panel. 12 gauge double-reinforced steel top. These all-welded units ship fully assembled and ready for immediate use. Available with half-depth lower shelf or open base. FOB Shipping Point.

36" FIXED HEIGHT BENCHES WITH PEGBOARD PANEL*							
WITH LOWER SHELF				WITH OPEN BASE			
Size D x W	Cap. (lbs.)	Product No.	Wt. (lbs.)	Price Ea.	Product No.	Wt. (lbs.)	Price Ea.
24 x 48"	5000	HWST2-2448-36-PB	116	\$650.57	HWST1-2448-36-PB	94	\$626.34
30 x 48"	5000	HWST2-3048-36-PB	132	\$677.87	HWST1-3048-36-PB	106	\$653.64
30 x 60"	4500	HWST2-3060-36-PB	186	\$754.39	HWST1-3060-36-PB	147	\$711.90
36 x 72"	4000	HWST2-3672-36-PB	216	\$904.58	HWST1-3672-36-PB	172	\$853.12
ADJUSTABLE HEIGHT BENCHES - 27" TO 41" IN 2" INCREMENTS WITH PEGBOARD PANEL*							
WITH LOWER SHELF				WITH OPEN BASE			
Size D x W	Cap. (lbs.)	Product No.	Wt. (lbs.)	Price Ea.	Product No.	Wt. (lbs.)	Price Ea.
24 x 48"	5000	HWST2-2448-AH-PB	118	\$726.49	HWST1-2448-AH-PB	96	\$702.45
30 x 48"	5000	HWST2-3048-AH-PB	134	\$753.79	HWST1-3048-AH-PB	108	\$729.75
30 x 60"	4500	HWST2-3060-AH-PB	188	\$830.31	HWST1-3060-AH-PB	149	\$788.10
36 x 72"	4000	HWST2-3672-AH-PB	218	\$958.75	HWST1-3672-AH-PB	174	\$908.40

*For Louvered Panels replace -PB with -LP



Shown with Pegboard Panel



Shown with Louvered Panel

All-Welded Steel Top Machine Tables

• 2,000 lb. capacity.

12 gauge smooth steel top won't warp or splinter. Legs and braces are 1½" x 1½" angle iron. All-welded units ship set up and ready for immediate use. Multi-shelf tables come with thick 2 x 2" foot pads and the lower shelves have a 1½" retaining lip. Also available in a mobile version with 3" rubber swivel casters. FOB Shipping Point.

SINGLE SHELF MACHINE TABLES						
STATIONARY MODELS - 2000 LBS. CAP.				MOBILE MODELS - 1000 LBS. CAP.		
Size D x W x H	Product No.	Wt. (lbs.)	Price Ea.	Product No.	Wt. (lbs.)	Price Ea.
18 x 24 x 30"	HMT1-1824-30	35	\$166.81	HMT1-1824-30-3R	44	\$256.00
18 x 24 x 36"	HMT1-1824-36	37	\$173.03	HMT1-1824-36-3R	46	\$262.22
24 x 36 x 30"	HMT1-2436-30	52	\$208.19	HMT1-2436-30-3R	61	\$297.37
24 x 36 x 36"	HMT1-2436-36	55	\$214.42	HMT1-2436-36-3R	64	\$303.60
24 x 48 x 30"	HMT1-2448-30	82	\$276.18	HMT1-2448-30-3R	91	\$376.84
24 x 48 x 36"	HMT1-2448-36	86	\$285.15	HMT1-2448-36-3R	95	\$385.81
TWO SHELF MODELS						
18 x 24 x 32½"	HMT1824-2	53	\$266.24	HMT-1824-2-3R	62	\$338.78
24 x 36 x 32½"	HMT2436-2	80	\$339.66	HMT-2436-2-3R	89	\$412.19
24 x 48 x 32½"	HMT2448-2	100	\$389.64	HMT-2448-2-3R	109	\$462.18



HMT1-2436-30



HMT2436-2



HMT1-2436-30-3R

All-Welded Heavy Duty Steel Tables

• 10,000 lb. capacity.

Top is formed from ¾" thick steel reinforced with angle iron. Legs are 2 x 2 x ¼" angle iron and have footpads with lag holes. All-welded construction. Also available in a mobile version with 6" Phenolic wheels and wheel brakes. FOB Shipping Point.



HMTH1-2830-30



HMTH2230-6PHBK30

ALL-WELDED HEAVY DUTY STEEL TABLES						
STATIONARY MODELS - 10,000 LBS. CAP.				MOBILE MODELS - 3,600 LBS. CAP.		
Size D x W x H	Product No.	Wt. (lbs.)	Price Ea.	Product No.	Wt. (lbs.)	Price Ea.
22 x 30 x 30"	HMTH1-2230-30	108	\$393.99	HMTH2230-6PHBK30	133	\$539.18
22 x 30 x 36"	HMTH1-2230-36	114	\$409.51	HMTH2230-6PHBK36	139	\$554.70
28 x 30 x 30"	HMTH1-2830-30	122	\$427.78	HMTH2830-6PHBK30	151	\$572.97
28 x 30 x 36"	HMTH1-2830-36	128	\$443.30	HMTH2830-6PHBK36	156	\$588.49
30 x 36 x 30"	HMTH1-3036-30	140	\$495.55	HMTH3036-6PHBK30	168	\$617.34
30 x 36 x 36"	HMTH1-3036-36	147	\$511.07	HMTH3036-6PHBK36	174	\$632.87
30 x 48 x 30"	HMTH1-3048-30	170	\$567.21	HMTH3048-6PHBK30	197	\$682.87
30 x 48 x 36"	HMTH1-3048-36	179	\$582.73	HMTH3048-6PHBK36	203	\$698.39

7 Gauge Adjustable Height Machine Tables

7 gauge steel top and heavy 2" x 2" leg construction are used to make a heavy-duty machine table that will meet the most demanding application. Adjustable legs allow table height position from 30" to 37" high with 1" increments. FOB Shipping Point.



7 GAUGE ADJUSTABLE HEIGHT MACHINE TABLES			
Size D x W	Product No.	Wt. (lbs.)	Price Ea.
16 x 30"	HMTH1-1630-AH	115	\$512.91
22 x 30"	HMTH1-2230-AH	124	\$548.75
28 x 30"	HMTH1-2830-AH	141	\$596.91
30 x 36"	HMTH1-3036-AH	159	\$642.10
30 x 48"	HMTH1-3048-AH	188	\$711.72
30 x 60"	HMTH1-3060-AH	212	\$781.07

MOBILE TABLES & WORKSTATIONS



**LITTLE
GIANT**

All-Welded Mobile Tables

- All welded 12 gauge steel construction.
- Supports loads up to 3,600 lbs. capacity.

All welded 12 gauge steel construction means years of rugged service and no assembly. 4 swivel non-marking polyurethane casters. 34" overall height. Available in an Open Base, 2 Shelf or 3 Shelf models. Open base models feature wheel brakes. FOB Shipping Point.

ALL-WELDED MOBILE TABLES OPEN BASE MODELS - 1,000 LBS. CAPACITY			
Size D x W	Product No.	Wt. (lbs.)	Price Ea.
18 x 32"	HIP-1832RM-BRK	59	\$287.46
24 x 36"	HIP-2436RM-BRK	65	331.34
24 x 48"	HIP-2448RM-BRK	77	386.87
24 x 60"	HIP-2460RM-BRK	94	454.19
30 x 48"	HIP-3048RM-BRK	92	448.60
30 x 60"	HIP-3060RM-BRK	104	485.87
30 x 72"	HIP-3072RM-BRK	118	524.82



HIP-2448RM-BRK



H3IP-2448-6PY

2 SHELF MODELS						
1,200 LBS. CAPACITY 5" CASTERS - 24 1/2" SHELF CLEARANCE			3,600 LBS. CAPACITY 6" CASTERS - 23" SHELF CLEARANCE			
Size D x W	Product No.	Wt. (lbs.)	Price Ea.	Product No.	Wt. (lbs.)	Price Ea.
24 x 36"	HIP-2436-2	87	\$421.10	HIP-2436-2-6PY	113	\$512.04
24 x 48"	HIP-2448-2	107	468.51	HIP-2448-2-6PY	133	583.99
24 x 60"	HIP-2460-2	127	542.39	HIP-2460-2-6PY	144	641.19
30 x 48"	HIP-3048-2	125	513.60	HIP-3048-2-6PY	154	637.25
30 x 60"	HIP-3060-2	151	592.84	HIP-3060-2-6PY	179	702.81

Factory Caster Options (installed on all 4 casters) add suffix: -TL (5" casters only)
Total Lock (Locks swivel and wheel) Price Ea. \$41.79

3 SHELF MODELS						
1,200 LBS. CAPACITY 5" CASTERS - 11" SHELF CLEARANCE			3,600 LBS. CAPACITY 6" CASTERS - 10 1/2" SHELF CLEARANCE			
Size D x W	Product No.	Wt. (lbs.)	Price Ea.	Product No.	Wt. (lbs.)	Price Ea.
24 x 36"	H3IP-2436-5PY	124	\$511.49	H3IP-2436-6PY	150	\$613.37
24 x 48"	H3IP-2448-5PY	154	582.33	H3IP-2448-6PY	180	708.76
24 x 60"	H3IP-2460-5PY	186	678.82	H3IP-2460-6PY	203	789.39
30 x 48"	H3IP-3048-5PY	182	649.55	H3IP-3048-6PY	210	784.15
30 x 60"	-	-	-	H3IP-3060-6PY	249	878.36

Factory Caster Options (installed on all 4 casters) add suffix: -TL (5" casters only)
Total Lock (Locks swivel and wheel) Price Ea. \$41.79

All-Welded Mobile Workbench with Back and End Stops

- 3600 lbs. capacity.
- All-welded, 12 gauge steel construction.

Features a double reinforced, 12 gauge steel top with 1 1/2" raised edge on back and sides. Two rigid and two swivel 6" polyurethane wheels. Floor lock stops unwanted movement. Choose from fixed or adjustable heights. FOB Shipping Point.

ALL-WELDED MOBILE WORKBENCH WITH BACK AND END STOPS			
Product No.	Work Surface Size D x W	Wt. (lbs.)	Price Ea.
FIXED HEIGHT - 36" WORK SURFACE HEIGHT			
HWSL2-2448-6PYFL	24 x 48"	158	\$784.75
HWSL2-2460-6PYFL	24 x 60"	190	854.88
HWSL2-3048-6PYFL	30 x 48"	182	824.94
HWSL2-3060-6PYFL	30 x 60"	212	898.52
HWSL2-3072-6PYFL	30 x 72"	246	965.33
HWSL2-3660-6PYFL	36 x 60"	240	945.51
HWSL2-3672-6PYFL	36 x 72"	268	1,013.54
ADJUSTABLE HEIGHT - 27 - 41" WORK SURFACE HEIGHT			
HWSL224486PYFLAH	24 x 48"	161	\$815.82
HWSL224606PYFLAH	24 x 60"	193	917.01
HWSL230486PYFLAH	30 x 48"	185	876.72
HWSL230606PYFLAH	30 x 60"	215	985.97
HWSL230726PYFLAH	30 x 72"	249	1,052.90
HWSL236606PYFLAH	36 x 60"	243	1,037.58
HWSL236726PYFLAH	36 x 72"	271	1,102.60



HWSL2-2448-6PYFL



HWSL224486PYFLAH

All-Welded Mobile Workstations

- Powder coated finish.

Top shelf is 34" high with a 1 1/2" retaining lip on 3 sides. Bottom and middle shelves are lip up on all 4 sides. 12 gauge shelves. 5" polyurethane casters, 2 rigid and 2 total lock swivel casters. Available in a 2 or 3 shelf configuration with or without pegboard or louvered panel. 2 shelf models are also available with 1 or 2 storage drawers. FOB Shipping Point.

ALL-WELDED MOBILE WORKSTATIONS						
2 SHELF UNIT 24 1/2" CLEARANCE				3 SHELF UNIT 11 1/2" SHELF CLEARANCE		
Size D x W	Product No.	Wt. (lbs.)	Price Ea.	Product No.	Wt. (lbs.)	Price Ea.
24 x 36"	HMW-2436-5TL	84	\$421.40	H3MW-2436-5TL	115	\$556.67
24 x 48"	HMW-2448-5TL	103	472.52	H3MW-2448-5TL	150	633.37
WITH PEGBOARD PANEL						
24 x 36"	HMW-2436-5TL-PB	102	515.13	H3MW-2436-5TL-PB	122	649.70
24 x 48"	HMW-2448-5TL-PB	127	581.55	H3MW-2448-5TL-PB	162	741.69

For Louvered Panel, replace -PB with -LP.
Drawer Option available on 2 Shelf Models. 1 Drawer, Add -DR, Price Ea. \$253.43
2 Drawers, Add -2DR, Price Ea. \$506.87



H3MW-2436-5TL-PB
(Tools and bins not included)



HMW-2436-5TL-PB-2DR
With 2 Drawer Option
(Tools and bins not included)



HMW-2436-5TL



HMW-2436-5TL-DR
With Drawer Option

HEAVY-DUTY WORKBENCHES

DURHAM MFG
Est. 1922



HHDWB-3048-95



HHDWB3660RS6DR95



HHDWBMT3696RS2DR95



HHWB-3660-95

Extra Heavy-Duty Workbenches

- Built to support loads up to 12,000 lbs.
- Top is $\frac{3}{8}$ " thick reinforced steel.
- Legs are 2" x 2" x $\frac{1}{4}$ " solid steel angle iron.
- Provision for optional shelf and drawer model H177-DRAWER-95.
- Foot pads with pre-punched holes allow lagging to the floor.
- Ships fully assembled ready for use.
- Lower shelf has 500 lbs. capacity.
- Durable, gray, textured powder coat finish.

FOB Shipping Point.

EXTRA HEAVY-DUTY WORKBENCHES					
Product No.	Size W x D x H	Top Surface	Wt. (lbs.)	Price Ea.	
HHDWB-3048-95	48 x 30 x 34"	Steel	232	\$678.61	
HHDWB-3660-95	60 x 36 x 34"	Steel	282	804.10	
HHDWB-3672-95	72 x 36 x 34"	Steel	338	895.12	
HHDWB-MT-3672-95	72 x 36 x 36"	Maple Top	495	2,695.81	

Drawer H177-DRAWER-95 $12\frac{1}{2}$ "W x $18\frac{1}{2}$ "D x $4\frac{3}{4}$ "H, Wt 20 (lbs.) Price Ea. \$159.21

- Units include heavy duty drawers which glide on bearing slides.

FOB Shipping Point.

EXTRA HEAVY-DUTY WORKBENCHES WITH DRAWERS						
Product No.	Size W x D x H	Drawers W x D x H	Top Surface	Wt. (lbs.)	Price Ea.	
HHDWB3660RS6DR95*	60 x 36 x 51"	(6)23 $\frac{3}{4}$ x 20 $\frac{1}{2}$ x 6"	Steel	465	\$1,970.21	
HHDWBMT3672RS6DR95*	72 x 36 x 51"	(6)20 $\frac{1}{2}$ x 11 $\frac{1}{2}$ x 4"	Maple Top	674	3,897.60	
HHDWB3672RS6DR95*	72 x 36 x 51"	(6)23 $\frac{3}{4}$ x 20 $\frac{1}{2}$ x 6"	Steel	558	2,193.91	
HHDWBMT3696RS2DR95*	96 x 36 x 51"	(6)20 $\frac{1}{2}$ x 11 $\frac{1}{2}$ x 4"	Maple Top	799	3,936.36	
HHDWB36723DR95	72 x 36 x 34"	(3)23 $\frac{3}{4}$ x 20 $\frac{1}{2}$ x 6"	Steel	470	1,573.66	
HHDWBMT36722DR95	72 x 36 x 36"	(2)20 $\frac{1}{2}$ x 11 $\frac{1}{2}$ x 4"	Maple Top	551	2,928.70	
HHDWB36724DR95	72 x 36 x 34"	(4)23 $\frac{3}{4}$ x 20 $\frac{1}{2}$ x 6"	Steel	500	1,703.61	
HHDWBMT36962DR95	96 x 36 x 36"	(2)20 $\frac{1}{2}$ x 11 $\frac{1}{2}$ x 4"	Maple Top	720	3,728.54	

*Product has top shelf riser to use as shelf and back splash.

Super Heavy-Duty Workbenches with Top Shelf Only

- Built to support loads up to 14,000 lbs.
- Top is $\frac{1}{4}$ " thick steel welded to 3" channel frame.
- Legs are 3" x 3" x $\frac{3}{8}$ " solid steel angle iron.
- Provisions for optional shelf and drawer model H177-DRAWER-95.
- 4 x $4\frac{1}{2}$ " foot pads with pre-punched holes allow lagging to the floor.
- Ships fully assembled ready for use.
- Durable, gray, textured powder coat finish.

FOB Shipping Point.

SUPER HEAVY-DUTY WORKBENCHES WITH TOP SHELF ONLY			
Product No.	Size W x D x H	Wt. (lbs.)	Price Ea.
UNITS WITH 29¼" DEEP SHELF WHICH SITS 10" ABOVE THE FLOOR			
HHWB-3648-95	48 x 36 x 34"	288	\$944.66
HHWB-3660-95	60 x 36 x 34"	352	1,050.55
HHWB-3672-95	72 x 36 x 34"	400	1,172.01
TOP SHELF ONLY			
HHWBMT-364824-95	48 x 36 x 24"	325	933.39
HHWBMT-364830-95	48 x 36 x 30"	333	952.55
HHWBMT-364834-95	48 x 36 x 34"	338	965.37
HHWBMT-366024-95	60 x 36 x 24"	338	1,076.64
HHWBMT-366030-95	60 x 36 x 30"	385	1,101.69
HHWBMT-366034-95	60 x 36 x 34"	390	1,173.12
HHWBMT-367224-95	72 x 36 x 24"	437	1,264.69
HHWBMT-367230-95	72 x 36 x 30"	444	1,283.94
HHWBMT-367234-95	72 x 36 x 34"	465	1,296.73

Steel surcharges may apply.

WORKBENCHES

DURHAM MFG®
Est. 1922



HWBF-3060-95



HWBF-TH-3060-95
Tempered Hardboard
Over Steel Top



HHDWBMFL-3036-6PH-95



H177-DRAWER-95



HHDWBM-3660-8PHSB-95



HHDWBMFL-3048-6PH-177-95

Ergonomic Workbenches

- 2,000 lbs. capacity.
- 14 gauge steel top with formed channel on all 4 sides.
- HWBF-TH models are 14 gauge steel top covered with durable tempered hardboard.
- Easy assembly using fastener provided.
- Provisions for optional shelf and drawer Model H177-DRAWER-95.
- Bench height can be adjusted from 28" to 43" above the ground.
- Durable, gray, textured powder coat finish.

FOB Shipping Point.

ERGONOMIC WORKBENCHES						
Size W x D	ALL STEEL TOP			TEMPERED HARDBOARD OVER STEEL TOP		
	Product No.	Wt. (lbs.)	Price Ea.	Product No.	Wt. (lbs.)	Price Ea.
60 x 30"	HWBF-3060-95	128	\$674.16	HWBF-TH-3060-95	141	\$808.46
60 x 36"	HWBF-3660-95	160	708.81	HWBF-TH-3660-95	176	869.93
72 x 30"	HWBF-3072-95	164	693.85	HWBF-TH-3072-95	180	830.49
72 x 36"	HWBF-3672-95	198	723.55	HWBF-TH-3672-95	217	876.03
96 x 30"	HWBF-3096-95	218	785.64	HWBF-TH-3096-95	239	933.00
96 x 36"	HWBF-3696-95	254	846.75	HWBF-TH-3696-95	279	972.60
96 x 48"	HWBF-4896-95	292	1,000.81	HWBF-TH-4896-95	326	1,071.67
120 x 30"	HWBF-30120-95	286	1,078.94	HWBF-TH-30120-95	313	1,310.94
120 x 36"	HWBF-36120-95	314	1,123.75	HWBF-TH-36120-95	346	1,380.52
120 x 48"	HWBF-48120-95	358	1,299.01	HWBF-TH-48120-95	401	1,512.88

Optional Drawer

Product No.	Size W x D x H	Wt. (lbs.)	Price Ea.
H177-DRAWER-95	12½ x 18½ x 4½"	20	\$159.21

Mobile Heavy Duty Workbenches

- 3/16 gauge steel construction.
- Bottom surface has back stop.
- Units include a floor lock to keep the workbench in place while working.
- Provisions for optional drawer Model H177-DRAWER-95.
- Ships fully assembled.
- Durable, gray, textured powder coat finish.

FOB Shipping Point.

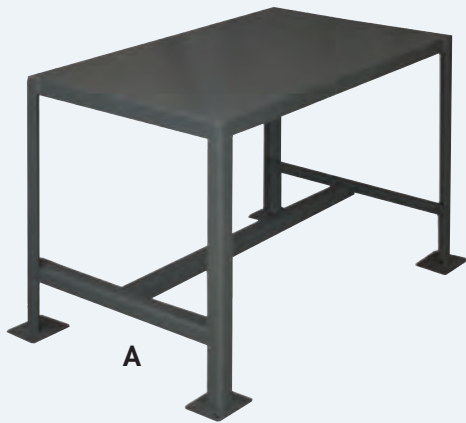
MOBILE HEAVY DUTY WORKBENCHES						
Product No.	Size W x D x H	Type of Caster	Capacity (lbs.)	Wt. (lbs.)	Price Ea.	
HHDWBMFL-3036-6PH-95	36 x 30 x 42"	6" Phenolic	3600	240	\$711.10	
HHDWBMFL-3048-6PH-95	48 x 30 x 42"	6" Phenolic	3600	274	834.69	
HHDWBMFL-3060-6PH-95	60 x 30 x 42"	6" Phenolic	3600	308	865.25	
HHDWBMFL-3072-6PH-95	72 x 30 x 42"	6" Phenolic	3600	344	948.66	
HHDWBMFL-3660-6PH-95	60 x 36 x 42"	6" Phenolic	3600	305	936.57	
HHDWBMFL-3672-6PH-95	72 x 36 x 42"	6" Phenolic	3600	378	1,086.84	
HHDWBMFL-3036-8PH-95	36 x 30 x 44"	8" Phenolic	5000	252	752.34	
HHDWBMFL-3048-8PH-95	48 x 30 x 44"	8" Phenolic	5000	293	832.13	
HHDWBMFL-3060-8PH-95	60 x 30 x 44"	8" Phenolic	5000	314	904.48	
HHDWBMFL-3660-8PH-95	60 x 36 x 44"	8" Phenolic	5000	340	975.76	
HHDWBMFL-3672-8PH-95	72 x 36 x 44"	8" Phenolic	5000	386	1,128.13	
HHDWBM-3660-8PHSB-95*	60 x 36 x 44"	8" Phenolic	5000	319	1,035.28	
HHDWBM-3672-8PHSB-95*	72 x 36 x 44"	8" Phenolic	5000	334	1,079.03	
MOBILE HEAVY DUTY WORKBENCHES WITH DRAWER						
HHDWBMFL-3036-6PH-177-95	36 x 30 x 42"	6" Phenolic	3600	275	812.19	
HHDWBMFL-3048-6PH-177-95	48 x 30 x 42"	6" Phenolic	3600	294	935.79	
HHDWBMFL-3060-6PH-177-95	60 x 30 x 42"	6" Phenolic	3600	328	961.33	

*Units with side brakes


Steel surcharges may apply.

MOBILE & STATIONARY MACHINE TABLES

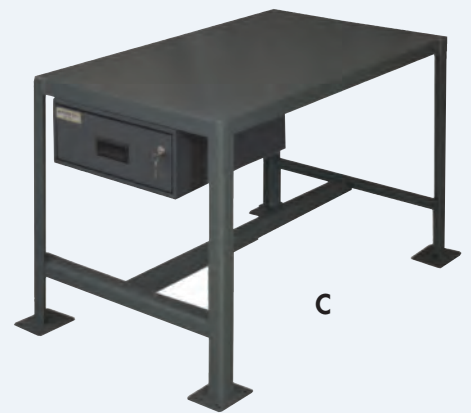
DURHAM MFG®
Est. 1922



A



B



C

All Durham Machine Tables Feature:

- 1½" x ¼" angle iron frame.
- 14 gauge shelves with stiffeners for added support.
- Foot pads with pre-drilled holes for lagging to floor.
(Mobile units feature 3" plastic casters, 2 rigid, 2 swivel with locking thumb screws).
- Durable gray powder coat finish.
- Ships fully assembled, ready for use (units with drawer require minimal assembly for the drawers).
- Drawers feature 100 lb. capacity.
- FOB Shipping Point.


A) MEDIUM DUTY MACHINE TABLES - TOP SHELF ONLY					
Product No.	Cap. (lbs.)	Size W x D x H	No. of Shelves	Wt. (lbs.)	Price Ea.
HMT182424-2K195	2000	24 x 18 x 24"	1	76	\$172.10
HMT182442-2K195	2000	24 x 18 x 42"	1	83	191.66
HMT243618-2K195	2000	36 x 24 x 18"	1	87	202.21
HMT243636-2K195	2000	36 x 24 x 36"	1	94	221.73
HMT243642-2K195	2000	36 x 24 x 42"	1	96	228.16
B) MEDIUM DUTY MACHINE TABLES - 2 SHELVES					
HMT183630-2K295	2000	36 x 18 x 30"	2	100	\$237.21
HMT243630-2K295	2000	36 x 24 x 30"	2	110	247.66
HMT244830-2K295	2000	48 x 24 x 30"	2	125	273.81
HMT246030-2K295	2000	60 x 24 x 30"	2	157	345.01

C) MEDIUM DUTY MACHINE TABLES WITH DRAWER AND TOP SHELF ONLY						
Product No.	Cap. (lbs.)	Size W x D x H	No. of Shelves	Drawer Size W x D x H	Wt. (lbs.)	Price Ea.
HMTD182424-2K195	2000	24 x 18 x 24"	1	12½ x 18½ x 4¾"	96	\$289.28
HMTD182442-2K195	2000	24 x 18 x 42"	1	12½ x 18½ x 4¾"	103	308.52
HMTD243618-2K195	2000	36 x 24 x 18"	1	12½ x 18½ x 4¾"	107	307.25
HMTD243636-2K195	2000	36 x 24 x 36"	1	12½ x 18½ x 4¾"	114	329.85
HMTD243642-2K195	2000	36 x 24 x 42"	1	12½ x 18½ x 4¾"	116	349.04


D) MOBILE MEDIUM DUTY MACHINE TABLES WITH DRAWER AND TOP SHELF ONLY						
Product No.	Cap. (lbs.)	Size W x D x H	No. of Shelves	Drawer Size W x D x H	Wt. (lbs.)	Price Ea.
HMTDM182424-2K195	2000	24 x 18 x 24"	1	12½ x 18½ x 4¾"	93	\$463.04
HMTDM182442-2K195	2000	24 x 18 x 42"	1	12½ x 18½ x 4¾"	100	481.99
HMTDM244836-2K195	2000	48 x 24 x 36"	1	12½ x 18½ x 4¾"	120	534.90
HMTDM244842-2K195	2000	48 x 24 x 42"	1	12½ x 18½ x 4¾"	122	541.21

E) HEAVY DUTY MACHINE TABLES - 2 SHELVES					
Product No.	Cap. (lbs.)	Size W x D x H	No. of Shelves	Wt. (lbs.)	Price Ea.
HMT244836-3K295	3000	48 x 24 x 36"	2	150	\$400.81
HMT304836-3K295	3000	48 x 30 x 36"	2	166	431.94
HMT364836-3K295	3000	48 x 36 x 36"	2	179	491.60
HMT367236-3K295	3000	72 x 36 x 36"	2	256	676.82

F) MOBILE MEDIUM DUTY MACHINE TABLES - 2 SHELVES					
Product No.	Cap. (lbs.)	Size W x D x H	No. of Shelves	Wt. (lbs.)	Price Ea.
HMTM183630-2K295	2000	36 x 18 x 30"	2	98	\$394.82
HMTM243630-2K295	2000	36 x 24 x 30"	2	107	419.88
HMTM244830-2K295	2000	48 x 24 x 30"	2	122	460.96
HMTM246030-2K295	2000	60 x 24 x 30"	2	154	499.45



D



E



F

Steel surcharges may apply.

WORKBENCHES

DURHAM MFG®
Est. 1922

Mobile and Stationary Workbenches

- Ships fully assembled ready for use.
- Durable, gray, textured powder coat finish.

Workbench top is 12 gauge thick reinforced steel. Has angle iron stiffener under work surface and 2" x 2" x 1/4" angle iron legs. Mobile units (DWBM) include (4) 3" phenolic, locking swivel casters. Back and end stops. All units have provisions for optional drawer to be added. Work surfaces are 34" above the floor. All models include a 12 gauge steel lower shelf with 500 lbs. capacity. Foot pads with predrilled holes allow for lagging to the floor. FOB Shipping Point.

Units with Louvered Panel (LP):

- Louvered panel accommodates all sizes of Hook-On-Bins®.

Units with Pegboard Panel (PB):

- Pegboard holes are 1/4" diameter and are punched on 1" centers, they accommodate standard peg hooks (peg hooks not included).

Units with Riser, Hook-On-Bins® and Electric Strip (RSR):

- Riser includes 10 yellow Hook-On-Bins® HPB30230-21 (6 x 11 x 5").
- Electrical strip with 5 outlets included.
- Louvered panel accommodates all sizes of Hook-On-Bins®.



DWBM-3060-BE-95



DWBM-3060-BE-LP-95



DWB-3072-BE-PB-95



DWB-3072-BE-RSR-95
Bins Sold Separately

MOBILE AND STATIONARY WORKBENCHES					
Product No.	Size W x D x H	Panel Size W x H	Type	Wt. (lbs.)	Price Ea.
DWB-3048-95	48 x 30 x 34"	-	Stationary	178	\$610.51
DWB-3672-95	72 x 36 x 34"	-	Stationary	248	781.45
Models including Drawers					
DWB-3048-177-95	48 x 30 x 34"	-	Stationary	210	621.76
DWB-3672-177-95	72 x 36 x 34"	-	Stationary	320	806.82
Models with Lips Up					
DWB-3060-BE-95	60 x 30 x 34"	-	Stationary	210	711.43
DWB-3072-BE-95	72 x 30 x 34"	-	Stationary	217	806.97
DWBM-3048-BE-95	48 x 30 x 40"	-	Mobile	170	843.07
DWBM-3060-BE-95	60 x 30 x 40"	-	Mobile	215	911.13
DWBM-3072-BE-95	72 x 30 x 40"	-	Mobile	221	1,136.15
DWBM-3660-BE-95	60 x 36 x 40"	-	Mobile	220	1,025.39
Models with Lips Up - Includes Power Strip - 6 Outlets					
DWBM-3060-BE-PS-95	60 x 30 x 40"	-	Mobile	217	1,250.19
Louvered Panel Units					
DWB-3060-BE-LP-95	60 x 30 x 58"	60 x 24"	Stationary	227	830.88
DWB-3072-BE-LP-95	72 x 30 x 58"	72 x 24"	Stationary	264	949.06
DWBM-3060-BE-LP-95	60 x 30 x 62 1/2"	60 x 24"	Mobile	231	1,017.84
DWBM-3660-BE-LP-95	60 x 36 x 62 1/2"	60 x 24"	Mobile	236	1,020.48
Pegboard Panel Units					
DWB-3060-BE-PB-95	60 x 30 x 58"	60 x 24"	Stationary	227	830.88
DWB-3072-BE-PB-95	72 x 30 x 58"	72 x 24"	Stationary	264	949.06
DWBM-3048-BE-PB-95	48 x 30 x 62"	48 x 24"	Mobile	197	888.70
DWBM-3060-BE-PB-95	60 x 30 x 62 1/2"	60 x 24"	Mobile	256	1,017.84
Mobile Unit with Lips Up - Includes Power Strip - 6 Outlets					
DWBM-3048-BE-PB-PS-95	48 x 30 x 62"	48 x 24"	Mobile	199	1,128.07
Units With 16"H x 13"D Riser					
DWB-3060-BE-RSR-95	60 x 30 x 50"	-	Stationary	235	1,096.31
DWB-3072-BE-RSR-95	72 x 30 x 50"	-	Stationary	273	1,235.45
DWBM-3060-BE-RSR-95	60 x 30 x 54 1/4"	-	Mobile	235	1,373.43

Optional Drawer for Workbenches

- 100 lbs. capacity.
- Durable, gray, textured powder coat finish.

All steel construction. Attaches to underside of work surface using predrilled holes. Opens and closes easily on ball bearing glides. Recessed handle, lock and 2 keys provided. Drawer is fully enclosed in a 14 1/8" W x 19 1/8" D x 6 1/8" H case. FOB Shipping Point.



H177-DRAWER-95

OPTIONAL DRAWER FOR WORKBENCHES			
Product No.	Internal Size W x D x H*	Wt. (lbs.)	Price Ea.
H177-DRAWER-95	12 1/2 x 18 1/2 x 4 3/4"	20	\$159.21

Steel surcharges may apply.

SHOP FURNITURE

Tri-Boro Work-Master Work Benches

- Delivers maximum performance in maintenance rooms, assembly areas or repair shops.
- The toughest workbench in the industry!

Tough steel top benches stand up to the daily rigors of hard industrial use. Heavy gauge 1 3/4" thick steel construction ensures durability, and backed by heavy-duty steel components. Legs feature double electrical knock outs front and rear. Adjustable legs shown -- flared models available, contact dealer for details. Tops also available in Maple, Plastic, -- contact dealer for details. Easily maintained and cleaned. Tough blended powder coat Gray paint finish. FOB Shipping Point.

STEEL TOP BENCH -- STYLE A (Includes top, legs & stringer)				
Product No.	Size D x H	Height	Wt. (lbs.)	Price Ea.
HWBA3048SA	30 x 48"	29-33"	93	\$343.52
HWBA3648SA	36 x 48"	29-33"	107	368.27
HWBA3060SA	30 x 60"	29-33"	103	370.59
HWBA3660SA	36 x 60"	29-33"	124	422.21
HWBA3072SA	30 x 72"	29-33"	118	421.24
HWBA3672SA	36 x 72"	29-33"	128	465.18
STEEL TOP BENCH -- STYLE B (Includes top, legs, stringer & shelf)				
HWBB3048SA	30 x 48"	29-33"	111	410.33
HWBB3648SA	36 x 48"	29-33"	125	435.09
HWBB3060SA	30 x 60"	29-33"	125	450.08
HWBB3660SA	36 x 60"	29-33"	146	501.70
HWBB3072SA	30 x 72"	29-33"	145	513.42
HWBB3672SA	36 x 72"	29-33"	155	557.36
STEEL TOP BENCH -- STYLE C (Includes top, legs, stringer & shelf, back & end stops)				
HWBC3048SA	30 x 48"	29-33"	121	468.40
HWBC3648SA	36 x 48"	29-33"	136	497.54
HWBC3060SA	30 x 60"	29-33"	137	509.98
HWBC3660SA	36 x 60"	29-33"	159	566.11
HWBC3072SA	30 x 72"	29-33"	158	582.59
HWBC3672SA	36 x 72"	29-33"	169	630.90
STEEL TOP BENCH -- STYLE D (Includes top, legs, stringer & shelf, riser, drawer, back & end stops)				
HWBD3048SA	30 x 48"	29-33"	159	664.91
HWBD3648SA	36 x 48"	29-33"	174	694.05
HWBD3060SA	30 x 60"	29-33"	177	715.74
HWBD3660SA	36 x 60"	29-33"	199	771.87
HWBD3072SA	30 x 72"	29-33"	201	814.38
HWBD3672SA	36 x 72"	29-33"	212	862.69



HWBD3048SA



HWBA3048SA



HWBB3048SA



HWBC3048SA

Shop Desks

- Shop desks designed for ease of use, organization and convenient secure storage.
- Smooth writing surface for stand up or sit down use.

Three compartment work organizer is perfect for convenient access to supplies or documents. Ideal for shippers, checkers, dispatchers, mailrooms or receiving departments. Built for long, tough and sturdy service. Open Style Shop Desk shipped KD. Cabinet Style Shop Desk shipped assembled. Tough blended powder coat Gray paint finish. FOB Shipping Point.



Cabinet Style Shop Desk



Open Style Shop Desk

SHOP DESKS				
Product No.	Description	Size D x W x H	Wt. (lbs.)	Price Ea.
HSD3035-OS	Open style	30 x 34 1/2 x 53"	94	\$416.16
HSD3035-CS	Cabinet style	30 x 34 1/2 x 53"	147	830.24

Plus applicable steel surcharge on entire page.

SHOP DESKS AND WORK STATIONS



Standing Shop Desks

- Helps keep the shop, shipping or mail room running smoothly and efficiently.
- Industrial, heavy-duty, all welded construction for enduring use.

Features sloped writing surface and optional pigeon-hole organizer for papers, parts, or tools – each opening measures 4" x 12". Some models include drawers – optional cylinder locks available. Desk measures 36"W. x 30"D. x 43"H. FOB Shipping Point.

H1236 Wt. 115 (lbs.) Price Ea. **\$490.94**

H1236/P-66 6-Hole Organizer. Add 11" to overall height.

Wt. 139 (lbs.) Price Ea. **\$587.19**

H1036 Basic Unit. Wt. 85 (lbs.) Price Ea. **\$324.79**

H1436 Unit With 4 Drawers Wt. 225 (lbs.) Price Ea. **\$843.96**

H1836 Unit With 8 Drawers Wt. 325 (lbs.) Price Ea. **\$1,223.79**

Optional Cylinder Locks \$18.86 (keyed differently unless specified)

Optional Pigeon Hole Units

HP-36 Wt. 15 (lbs.) Price Ea. **\$59.87**

HP-66 Wt. 24 (lbs.) Price Ea. **\$96.24**



H1436




H1036



H1836



H1236-P-66



HP-36



HP-66

COLOR CHART

13 Colors available at NO additional cost.

Gray	Dark Green
Vista Green	Dark Brown
Beige	Dark Blue
Light Blue	Orange
Red	Putty
Black	White
Yellow	

Standard GRAY units will ship QUICKER.

Custom Colors... available at additional cost.

Custom Design... All items can be modified to suit your needs. Call for information.

All prices are subject to change due to steel surcharge



H3236 with HP-36 shown

Modified & Custom Units Available Upon Request.



H2036

Shop Cabinet Desks

- Secure cabinet desk includes shelves for extra storage and organization.
- Industrial, heavy-duty, all welded construction for enduring use.

Designed for convenient sloped writing surface and secure storage of large, valuable items. Desk measures 36"W. x 30"D. x 43"H. Available with optional 3 or 6 pigeon-hole organizer; and 2 or 3 shelf cabinets. Optional cylinder locks in drawers and keyed handle in door available. FOB Shipping Point.

Product No.	No. Of Shelves	No. Of Drawers	Wt. (lbs.)	Price Ea.
H2036	2	0	184	\$775.71
H2136	2	1	202	\$863.27
H2236	2	2	219	\$949.80
H3036	3	0	205	\$871.49
H3136	3	1	222	\$958.01
H3236	3	2	240	\$1,045.57
HP-36	3-Pigeon-Hole Unit		15	\$59.87
HP-66	6-Pigeon-Hole Unit		24	\$96.24

Security Computer Work Station

- Protects delicate computer equipment from many types of industrial environments.
- Clear plexiglass upper door with cylinder lock, keeps monitor clean and secure.

Maximum protection and security rolled into one. Ventilated space for monitor and CPU. Features pull-out keyboard shelf. Lower cabinet with cylinder lock has adjustable shelf and lower pull-out shelf. Unit measures 30"W. x 60"H. x 26"D. All-welded heavy-duty construction features. Computer equipment and monitor not included. Unit comes equipped with up to 4 optional fans. FOB Shipping Point.

HSCW-3060 Wt. 275 (lbs.) Price Ea. **\$1,618.53**

Mobile Paper/Supply Cart
HLPAS-1616 16"W. x 16"D. x 14"H. Wt. 19 (lbs.) Price Ea. **\$98.71**

HLPAS-1323 23"W. x 13"D. x 14"H. Wt. 22 (lbs.) Price Ea. **\$108.09**



HSCW-3060

Office/Industrial Shop Desk

- Designed for maximum office efficiency.
- Built for maximum durability and strength.

This all-around shop desk is equipped with steel top, double pedestal, 6 spacious drawers – each with cylinder locks. Drawers slide smoothly on ball bearing steel rollers. Also includes a convenient pigeon hole unit. Desk measures 28"W. x 60"L. x 52"H. All-welded heavy-duty construction features. FOB Shipping Point.

HSD-2860 Wt. 295 (lbs.) Price Ea. **\$1,453.41**



HSD-2860



HFCD-2839

Filing Cabinet Desk

- Unique multi-purpose desk features standard 3 drawer letter size locking filing cabinets.
- Smooth writing surface.

All-welded extra heavy-duty construction features. The ultimate in paper and supplies organization. Keeps files neatly organized and ready for instant retrieval. Also includes sliding locking desk drawer, cylinder locks and bottom shelf on left side. Features handy 8-pigeon-hole unit. ¼" acrylic mounted over steel top. Desk measures 28"W. x 39"L. x 53 ½" O.A.H. – 42"H. to the work surface. FOB Shipping Point.

HFCD-2839 Wt. 275 (lbs.) Price Ea. **\$1,375.96**

PRO-LINE WORKBENCHES & LAB BENCHES

PROLINE



Complete Packaging Workbenches

- Bench height is adjustable.
- Laminate surfaces are White with Black "T" mold edging. Light Gray frame.

Proline's Complete Packaging Workbenches are sold with all accessories shown. Features include full lower shelf with four 18" x 18" dividers, full width storage shelf with 4" of clearance, UR72 uprights, bin holder, 6 outlet power supply, paper spool holder, enclosed metal shelf 12" deep with four 4" dividers, corrugated storage shelf with four 12" x 18" dividers, and a shop light. ESD price includes a Ground Kit. Bench height is adjustable from 30" to 36". FOB Shipping Point.


COMPLETE PACKAGING WORKBENCHES					
Product No.	Size L x W	Wt. Cap. (lbs.)	Top Work Surface	Wt. (lbs.)	Price Ea.
HCPB6030P	60 x 30"	750	Plastic Laminate	325	\$2,187.00
HCPB6030C	60 x 30"	750	ESD Laminate	325	2,472.00
HCPB6030M	60 x 30"	750	Solid Maple	362	2,359.00
HCPB7230P	72 x 30"	750	Plastic Laminate	355	2,408.00
HCPB7230C	72 x 30"	750	ESD Laminate	355	2,579.00
HCPB7230M	72 x 30"	750	Solid Maple	399	2,530.00

Heavy Duty Lab Benches

- Standard height is 30" high.

Model HDL is a sturdy four leg design lab bench. Features include 4" front, back and side rails to support the work surface. The 4" high rails allow operators to sit on either side. PVC boots for each leg protect bench during clean ups. Available with three different work surface choices: Black Chemguard 1 1/2" chemical resistant laminate, 1" Black Epoxy Resin and Stainless Steel. Frame is a Light Beige. FOB Shipping Point.

HEAVY DUTY LAB BENCHES				
Product No.	Size L x W	Top Work Surface	Wt. (lbs.)	Price Ea.
HHDL6030CG	60 x 30"	Chem-Guard	115	\$890.00
HHDL6030ER	60 x 30"	Epoxy Resin	224	1,192.00
HHDL6030SS	60 x 30"	Stainless Steel	146	1,219.00



HMVSII6030P Shown with Optional Accessories

Electric Height Adjustable Workbenches

- Change height with the push of a button.
- 1000 lbs. capacity.
- Adjust height from 30.5" to 46.5".

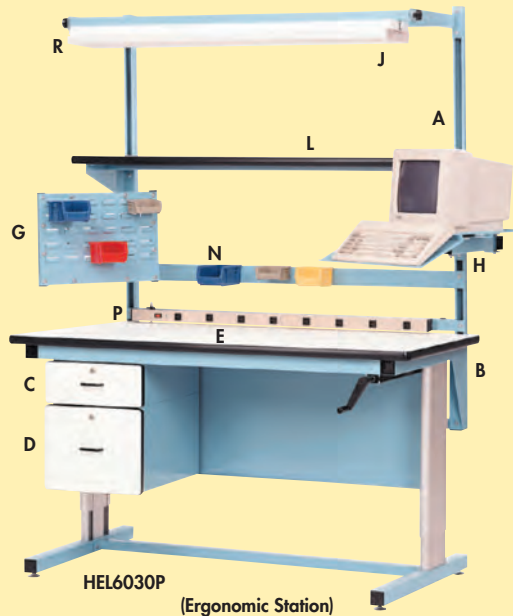
Unit includes a programmable switch so operators can preset up to three heights into memory or push the override button to any height desired. Increase productivity with these modular stations, you can configure them to meet your needs. Optional modular accessories sold separately. FOB Shipping Point.

ELECTRIC HEIGHT ADJUSTABLE WORKBENCHES					
Product No.	Size L x W	Adj. Height	Top Work Surface	Wt. (lbs.)	Price Ea.
HMVSII6030P	60 x 30"	30.5-46.5"	Plastic Laminate	210	\$1,910.00
HMVSII6030C	60 x 30"	30.5-46.5"	ESD Laminate	210	1,991.00
HMVSII6030M	60 x 30"	30.5-46.5"	Solid Maple	240	2,046.00
HMVSII7230P	72 x 30"	30.5-46.5"	Plastic Laminate	230	1,965.00
HMVSII7230C	72 x 30"	30.5-46.5"	ESD Laminate	230	2,053.00
HMVSII7230M	72 x 30"	30.5-46.5"	Solid Maple	272	2,192.00

Please See Optional Modular Accessories On Adjacent Page.

PRO-LINE ERGONOMIC WORK STATIONS

PROLINE



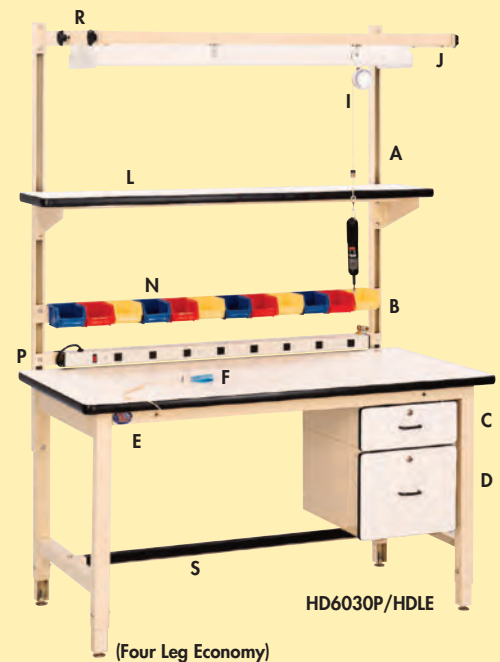
Ergonomic Base Work Stations

- Height adjustable work surface reduces repetitive motion injury and fatigue.
- Hand crank safely and easily folds out of the way.

Ergonomic work stations help increase productivity by creating a station to meet your needs. Workers of every size can perform tasks comfortably by turning the handle to adjust the work surface. Durable and rugged 330 lb. capacity. Work stations efficiently handle multiple shifts and tasks at one place. Tough 1.25" thick work surface stands up to hard industrial work. "T" mold edges with rounded corner adds a handsome touch. Work station includes surface, frame and leveling glides. 20" steel modesty panel provides lateral support. Available in Beige, Blue, or Gray -- please specify. FOB Shipping Point.

Four Leg Economy

Handsome workstation provides efficient pull-pin height adjustment. Industrial grade features include 16 ga. 2" square legs, 2" thick front and 8" thick back rails. Safely handles 1000 lb. capacity loads.



ERGO-LINE HAND CRANK ERGONOMIC WORK STATION					
Product No.	Size L x W	Adjustable Height	Work Surface	Wt. (lbs.)	Price Ea.
HEL6030P	60 x 30"	30-42"	Standard laminate	140	\$1,512.00
HEL6030C	60 x 30"	30-42"	ESD laminate	140	1,553.00
HEL7230P	72 x 30"	30-42"	Standard laminate	155	1,587.00
HEL7230C	72 x 30"	30-42"	ESD laminate	155	1,677.00
FOUR LEG ECONOMY ERGONOMIC BASE WORK STATION					
HDD6030P/HDLE	60 x 30"	30-36"	Standard laminate	115	652.00
HDD6030C/HDLE	60 x 30"	30-36"	ESD laminate	115	697.00
HDD7230P/HDLE	72 x 30"	30-36"	Standard laminate	130	699.00
HDD7230C/HDLE	72 x 30"	30-36"	ESD laminate	130	789.00

OPTIONAL MODULAR ACCESSORIES

Efficient ergonomic accessories move vertically with the work surface. Accessory supports have infinite adjustability. Air quick disconnect places shop air at surface. Modular drawers have smooth rounded corners. ESD ground kit and wrist strap protects ESD sensitive components in a range of 10° and 10°. Articulating bin arm extends up to 23.5" from upright. Articulating monitor arm extends up to 27.5" from upright. Tool balancer and trolley helps reduce fatigue and increases work surface organization. Overhead lights reduce eye strain. FOB Shipping Point.

OPTIONAL ACCESSORIES

Ltr. No.	Product No.	Description	Fits Work Station	Wt. (lbs.)	Price Ea.
A	HUR60	Accessory supports 48" above surface.	60" and 72"	20	\$103.00 Pr.
B	HAQDC	Air quick disconnect (mounts to ESMR)	60" and 72"	1.5	71.00
C	HMD56*	6" drawer 6"H. x 15"W. x 19.250"L.	60" and 72"	26	203.00
D	HMD512*	12" drawer 12"H. x 15"W. x 19.250"L.	60" and 72"	38	305.00
E	HHK	Drawer hanging kit (one per bench)	60" and 72"	1.15	45.00
F	HSGK-J2	ESD ground kit (ESD station only)	60" and 72"	1	99.00
G	HSGS-4	ESD wrist strap (ESD station only)	60" and 72"	1	46.00
H	HABH-1	Articulating bin arm 17" x 18"	60" and 72"	19	289.00
I	HMA-1	Articulating monitor arm 14" x 14" w/keyboard tray	60" and 72"	19	298.00
J	HTB-5	Tool balancer for tools up to 5 lbs., mounts to HLT60, HLT72	60" and 72"	6	115.00
-	HOLF60	60" overhead light and frame	60"	27	317.00
-	HOLF72	72" overhead light and frame	72"	38	332.00
L	HCSPL1260P	60" x 12" laminate shelf and supports	60"	30	175.00
-	HCSPL1272P	72" x 12" laminate shelf and supports	72"	36	195.00
N	HBH60	60" bin holder (bins sold separately)	60"	5.5	56.00
O	HBH72	72" bin holder (bins sold separately)	72"	6.5	60.00
P	HES48/ESMR60	60" power supply (8 outlets 120V 15 amp) and mounting rail	60"	8.5	156.00
-	HES48/ESMR72	72" power supply (8 outlets 120V 15 amp) and mounting rail	72"	9.5	162.00
R	HLTF60	Tool suspension frame mounts to HOLF60. Includes 2 trolleys	60"	13	160.00
-	HLTF72	Tool suspension frame mounts to HOLF72. Includes 2 trolleys	72"	14	185.00
S	HFR60	60" footrest (Model HD only)	60"	6.25	67.00
-	HFR72	72" footrest (Model HD only)	72"	7.25	70.00
-	HTLC-ELQS	Total casters and mounting brackets for the Model EL	60" and 72"	15	166.00
-	HTLC-HDQS	Total casters and mounting brackets for the Model HD	60" and 72"	15.2	194.00
-	HFSMA	Flat screen monitor arm	60" and 72"	21	272.00
-	HFSMAKBT	KBT Keyboard for flat screen monitor arm	60" and 72"	11	142.00
T	HLOMB	Maginifier Light Bracket	60" and 72"	1	75.00
U	HMAG1	Maginifier 3 Diopter with light	60" and 72"	9	329.00

*When mounting drawer to bottom of bench top, purchase HHK Drawer Hanging Kit. Wt. 1.15 (lbs.), Price Ea. \$45.00

MODULAR WORKSTATIONS

DEHNCO
WORK
BETTER

Dehnco Workstations

The ergonomic size of the bench is ideal for the typical worker. The adjustable legs and components allow all materials and supplies to be positioned within easy reach. Above and Below Packing Stations components can be added or deleted as required. Packing Stations are adjustable in height from 29-inches to 36-inches. All Packing Stations are adjustable to accommodate the worker. All sheet metal components 14-16 gauge steel. Packing Stations support up to 1800 lbs. All Packing Stations are provided with the highest quality tops. Various Table Tops Available. FOB Shipping Point.

Workstation solutions that cost effectively.

- Increase efficiency.
- Improve productivity.
- Optimize ergonomics.

Over 40 years of experience in providing solutions to many industries.

- Pharmaceutical/Medical Distribution.
- Retail Distribution.
- E-Commerce and Ship-from-Store.
- B-T-B Parts and inventory.

Basic Workstation



HPBS-905

Modified & Custom configurations are available upon request. Other tops and sizes are available on request.

Packing Workstation



HPBS-935
Mat Sold Separately

BASIC WORKSTATION				
Product No.	Size L x W x H	Top	Wt. (lbs.)	Price Ea.
HPBS-905	68 x 33 x 29-36"	Laminate	199	\$1,069.12

*Sold with accessories: I, F. Additional tops and sizes available upon request.

PACKING WORKSTATION				
Product No.	Size L x W x H	Top	Wt. (lbs.)	Price Ea.
HPBS-935	83 x 33 x 29-36"	Laminate	291	\$2,260.96

*Sold with accessories: C, E, F, I, J, K, O, P, T. Additional tops and sizes available upon request.

Manifest Workstation



HMS-1201
Mat Sold Separately

MANIFEST WORKSTATION				
Product No.	Size L x W x H	Top	Wt. (lbs.)	Price Ea.
HMS-1201	68 x 33 x 29-36"	Laminate	321	\$2,311.92

*Sold with accessories: B, D, H, I, J, L, N, O, P, Q, S, V. Additional tops and sizes available upon request.

Packing Stand



HOC-1502
Mat Sold Separately

PACKING STAND			
Product No.	Description	Wt. (lbs.)	Price Ea.
HOC-1502	Packing Stand	139	\$1,127.36

*Sold with accessories: F, G, H, L, N, U

Dehnco Workstation Accessories

Ltr. No.	Part No.	Description	Wt. (lbs.)	Price Ea.
A	HD-9003	Scale Table 33 x 23½ x 23-32"H	52	\$335.92
B	HD-9007	Extension Top 23½ x 33, with brackets	32	261.04
C	HD-9010N	Metal 1-Drawer Unit	23	239.20
D	HD-9021-DIV	Lower Shelf Divider 15"H	9	48.88
E	HD-9030	Roll Bar for Tables	8	85.28
F	HD-9031	Cartoning Rack with T-Uprights & 6 dividers	48	340.08
G	HD-9031A	Cartoning Rack ONLY (with holes)	28	146.64
H	HD-9031C	Cartoning Rack ONLY (no holes)	27	124.80
I	HD-9032	Document Shelf	32	156.00
J	HD-9033	Document Shelf Divider	2	14.56

Ltr. No.	Part No.	Description	Wt. (lbs.)	Price Ea.
K	HD-9034	Tear Cutter	7	\$115.44
L	HD-9049	Sorter Support Brackets (set of 2)	5	43.68
M	HD-9070	Cantilever Storage Arm 24" Long for 12" Wide Roll	4	42.64
N	HD-9071	Cantilever Storage Arm 36" Long for 24" Wide Roll	5	47.84
O	HKF-85	Flat Screen Mount w/Swivel, Arm & Mgt. Brkt	5	192.40
P	HKF-86A	Keyboard & Mouse Tray w/Swivel, Arm & Mgt. brkt	11	308.88
Q	HD-9094A	Slide Out Keyboard Tray 24 x 8	15	260.00
R	HD-9095	Carton Rack Divider	1	24.96
S	HD-9098	Straight Uprights (set of 2)	12	90.48
T	HCPU-2	CPU Holder 3-9 x 6 x 15-24	25	183.04
U	HMR5-59	Multiple Roll Stand 59 x 24 x 84½"H	48	310.96
V	HD-9021	Lower Shelf	40	167.44

"Green" Environmentally friendly manufacturing process and LEED Certified Products. The #1 provider of modular heavy duty industrial workbench solutions. Lifetime warranty against manufacturing defects.

TABLES & CARTON STORAGE



Basic Laminate Worktables

- Ideal for general use.
- Easy to assemble.

These industrial tables feature an ergonomic bench size that is ideal for the typical worker. The adjustable height models feature telescoping legs allowing all materials and supplies to be positioned within easy reach. Rounded, T-molded edges on the top protect the corners from edge damage and the worker from hitting sharp corners. Leveling screws adjust for uneven floors. FOB Shipping Point.



HD-9000

Product No.	BASIC LAMINATE WORKTABLES	Wt. (lbs.)	Price Ea.
	Size L x W x H ADJUSTABLE HEIGHT		
HD-9000	83 x 33 x 29-36"	128	\$596.96
HD-9001	68 x 33 x 29-36"	119	\$573.04
HD-9003	23.5 x 33 x 25-32"	52	\$335.92
Product No.	FIXED HEIGHT	Wt. (lbs.)	Price Ea.
	Size L x W x H		
HD-9004	68 x 30 x 32"	104	\$469.04

ACCESSORIES FOR BASIC LAMINATE WORKTABLES				
Product No.	Description		Wt. (lbs.)	Price Ea.
HD-9091	Tape machine tray		12	\$183.04
HOC-1506	Computer Stand		65	1,014.00
HD-9085-KFS	Adjust on Demand Ergo Arm and Monitor Holder		8	251.68
HAM-KBTCLH-KFS-2408	Adjust on Demand Ergo Arm, Thin Client Holder, and Keyboard Tray		14	502.32
HSCTR-0505-FLEX-14	Flex Scanner Arm 14"L		4	199.68
HAM-IND-FLEX-ARM-20	Dual Flex Scanner Arm 20"L		4	104.00
HAM-KNDL-KFS	Smart Device Holder w/Adjustable Arm and Mounting Bracket		11	287.04



HD-9085-KFS




HD-9091



HAM-KBTCLH-KFS-2408



HSCTR-0505-FLEX-14



HAM-IND-FLEX-ARM-20



HAM-KNDL-KFS



HOC-1506

Carton Storage Racks

Carton Storage Rack is ideal for packing areas or in production where larger rectangular items need to be stored. This stand alone unit is designed to store up to 4 carton sizes up to 72 x 42" flat. Rack is great for storing smaller size cartons under tables and benches or in small areas. Optional casters can be added to the frame to make the carton rack portable. FOB Shipping Point.

Two Tier Carton Storage Rack is a free standing unit designed to store two levels of cartons. Sizes can range up to 36 x 42" flat. Ideal for extra storage near packaging or other work stations. Easy to assemble. Optional casters can be added to make it portable. FOB Shipping Point.

CARTON STORAGE RACKS				
Product No.	Description		Wt. (lbs.)	Price Ea.
HD-9060	Carton Storage Rack		30	\$170.56
HCS-1102	Two Tier Carton Storage Rack		100	988.00
HD-9078	Casters (set of 4) - two locking. Wt. 2 (lbs.)		Price Ea.	\$105.04

HD-9078 Casters (set of 4) - two locking. Wt. 2 (lbs.) Price Ea. \$105.04



HD-9060

(Casters are optional - HD-9078)



HCS-1102

Custom Design Solutions - whether it means building a workstation to fit a specific space or creating unique solutions for storage or easier access to supplies and equipment, Dehnco engineers have the ability to make any solutions a possibility. We can fulfill any request, and address the specific needs of your business.

"Green" Environmentally friendly manufacturing process and LEED Certified Products.
The #1 provider of modular heavy duty industrial workbench solutions.
Lifetime warranty against manufacturing defects.

TRESTON WORKSTATIONS

TRESTON

Cornerstone Workstation

- Height adjustable with allen key between 24.75" and 37.64".
- 4-legged steel structure.
- 2000 lbs. load capacity for even the toughest environments.
- Comes with standard ESD-safe paint.
- Laminate work surface.

FOB Shipping Point.



CORNERSTONE WORKSTATION STANDARD SURFACE			
Size W x D	Product No.	Wt. (lbs.)	Price Ea.
48 x 30"	H14-C12041204	156	\$895.66
60 x 30"	H14-C12041205	174	941.03
72 x 30"	H14-C12041206	192	993.25
ESD SURFACE			
48 x 30"	H14-C12049204	156	1,097.18
60 x 30"	H14-C12049205	174	1,181.19
72 x 30"	H14-C12049206	192	1,270.73

Concept Workstation

- Manual, hand crank, and motorized height adjustment option.
- Cantilever-style leg structure with max load of 1100 lbs.
- Steplessly height adjustable.
- Available in ESD-safe option.
- Laminate work surface.

FOB Shipping Point.



CONCEPT WORKSTATION					
STANDARD			ESD		
Size W x D x H	Wt. (lbs.)	Product No.	Price Ea.	Product No.	Price Ea.
MANUAL FRAME STYLE (1100 LBS. MAX CAP.)					
48 x 30 x 26.62-44.34"	183	H10049560P	\$1,176.48	H10049561P	\$1,380.10
60 x 30 x 26.62-44.34"	202	H10049562P	1,240.99	H10049563P	1,483.69
72 x 30 x 26.62-44.34"	224	H10049564P	1,310.49	H10049565P	1,590.89
HAND CRANK FRAME STYLE (440 LBS. MAX CAP.)					
48 x 30 x 26.82-40.60"	226	H14-C10141123	2,850.21	H14-C10149121	3,057.90
60 x 30 x 26.82-40.60"	243	H14-C10141120	2,942.93	H14-C10149120	3,177.11
72 x 30 x 26.82-40.60"	272	H14-C10141122	3,075.73	H14-C10149122	3,353.21
MOTORIZED FRAME STYLE (880 LBS. MAX CAP.)					
48 x 30 x 27.80-43.55"	249	H14-C10341123	3,684.03	H14-C10349121	3,902.03
60 x 30 x 27.80-43.55"	267	H14-C10341124	3,815.36	H14-C10349120	4,072.46
72 x 30 x 27.80-43.55"	295	H14-C10341125	3,939.40	H14-C10349122	4,234.25

POPULAR ACCESSORIES					
Product No.	Size	Description	Max. Cap. (lbs.)	Wt. (lbs.)	Price Ea.
1) UPRIGHT MODULES					
H9074901P	1 x M48	-	-	27	\$278.19
H9074908P	1 x M60	-	-	30	342.50
H9074909P	1 x M72	-	-	32	384.79
H90349001P	2 x M30	-	-	32	384.73
H90449001P	2 x M36	-	-	34	396.56
2) TILTABLE SHELF WITH LIP					
HTTSM7503-49	M30 x 11.81"	-	176	13	171.70
HTTSM9003-49	M36 x 11.81"	-	176	17	180.48
HTTSM12003-49	M48 x 11.81"	-	176	22	191.19
HTTSM15003-49	M60 x 11.81"	-	176	27	179.80
HTTSM18003-49	M72 x 11.81"	-	176	30	212.75
3) BIN RAIL (BINS SOLD SEPARATELY)					
H859151-49	M30	-	110	7	30.95
H859152-49	M36	-	110	8	35.48
H859157-49	M48	-	110	10	70.14
H859154-49	M60	-	110	12	93.94
H859155-49	M72	-	110	14	95.43
4) POWER BIN RAIL*					
H14-91118827	M30	6 outlets, 24.5"L, 15 amp	-	11	227.76
H14-91118829	M36	8 outlets, 30.5"L, 15 amp	-	12	219.18
H14-91118831	M48	10 outlets, 42.3"L, 15 amp	-	13	238.68
HTPRBS-US1	-	brackets for mounting to rear case	-	14	22.71
HTPRBS-US2	-	brackets for mounting to work surface or front rail	-	15	25.54
5) LCD HOLDER DOUBLE ARM					
H93049002P	-	-	33	5	279.23
6) SET OF 4 BINS					
HSBS4-2	-	Blue	-	5	39.43
HSBS4-2ESD	-	ESD Black	-	5	54.10
7) CASTER SET					
H860429-00	Ø3.93"	ESD	-	9	238.53
H834734-00	Ø3.93"	Non-ESD	-	6	152.35

*upright mounting bracket included w/10' power cord.
Call for additional accessories available.



Electronic Desk Shown
with Optional Accessories

Treston Electric Desk (TED)

- Quick, silent height adjustment – 24.8"-50".
- 440 lbs. max load.
- Light-duty assembly, packing, etc.
- Compatible with all Treston upright accessories.

FOB Shipping Point.

TRESTON ELECTRONIC DESK			
Product No.	Description	Wt. (lbs.)	Price Ea.
H14-CTED818US-41	70.87" x 31.5" (M60)	150	\$2,103.29
H14-CTED815US-41	59.06" x 31.5" (M53)	135	2,032.29
H14-CTED811US-41	43.3" x 31.5" (M36)	115	1,979.04
ACCESSORIES			
HTTP400-49	Upright Tube Pair 15.7"H, work surface mount	8	204.86
HTTP790-49	Upright Tube Pair 31.1"H, work surface mount	12	248.49
HTCT-49	Cable Tidy	3	54.78
H855057-49	Drawer Unit 30 attachment set	3	52.43
HLCS100	Caster Set	3	178.58

Bins sold separately. (see HSB54-2 & HSB54-2ESD)

PERFORATED TOOL STORAGE

TRESTON

Accessories for Tool Storage and Multi Carts

Treston Pegboard Hooks

Standard hooks for Treston tool panels. Ship Wt. 2 (lbs.). FOB Shipping Point.



H855001-51



H855002-51



H855003-51

PEGBOARD HOOKS

Product No.	Description	Includes	Wt. (lbs.)	Price Ea
H855001-51	Hook Set 1	Basic light hook set, includes 20 hooks in 4 styles	1	\$117.10
H855002-51	Hook Set 2	Basic hook set for hand tools, includes 45 hooks in 12 styles	4	290.03
H855003-51	Hook Set 3	Hook set for variety of tools, includes 69 hooks in 10 styles	6	424.20

High Density Tool Storage

Rolls on large 5" casters. Pegboard panels on both sides of the cart provide 20 sq. ft. of panel space for tool storage. Tool Storage Systems require only 21.52 sq. ft. of floor space and provide 172.22 sq. ft. of storage space. There is a caster on the lower edge of the panels which makes them easy to move. A maximum of 10 panels can be attached to the tool storage system. Both use Treston pegboard hooks (sold separately). FOB Shipping Point.

HIGH DENSITY TOOL STORAGE

Product No.	Panels	Size	Wt. (lbs.)	Price Ea
H830518-07P	4 Panels	40.35 x 40.74 x 83.66"	350	\$3,313.95
H830682-07P	Additional Panel	.59 x 37.36 x 77.79"	64	584.90



Tool Storage


Hooks and tools shown are sold separately.

Treston Industrial Multi Carts


Carts for heavy industry can support extremely heavy loads and yet be easily transported. FOB Shipping Point.



H14-TMTH7-202-07



HTMTTH7-005-07



Lower Shelf

PERFORATED TOOL BOARD CARTS

Product No.	Description	Cap. (lbs.)	Size W x D x H	Wt. (lbs.)	Price Ea.
H14-TMTH7-202-07	M30, middle shelf, 2 bin rails and 2 perforated panels	660	31.1 x 30 x 70.5"	86	\$1,309.30
H14-TMTH9-202-07	M36, middle shelf, 2 bin rails and 2 perforated panels	660	37.1 x 30 x 70.5"	97	1,329.03
HTMTTH7-005-07	M30, perforated panels (no shelf)	660	31.1 x 30 x 70.5"	84	1,144.08
HTMTTH9-005-07	M36, perforated panels (no shelf)	660	37.1 x 30 x 70.5"	95	1,213.90
HTMTLS7-49	Lower shelf for M30 x 28.7" Wt. 20 (lbs.)				Price Ea. \$153.29
HTMTLS9-49	Lower shelf for M36 x 28.7" Wt. 20 (lbs.)				Price Ea. \$173.21

PRODUCTION WORK EQUIPMENT

Genuine Phillocraft Ergonomic Seating

- 12 Year warranty; lifetime on cylinders.
- Provides maximum comfort and durability that increase worker productivity and reduces fatigue.

Every Ergo Pro chair from Phillocraft is crafted with accentuated lumbar support, waterfall design seat, 2.7 lb./50 ILD premium quality foam. A full range of optional height and tilt mechanisms are available. HUP604 series has an angle-adjustable seat and back controlled with a single lever. The HUP704 series has an angle-adjustable seat and back controlled with two separate levers. Chairs come standard with glides. Casters optional. Rugged olefin fabric available in Blue, Black, Brown, Maroon and Gray; Naugahyde brand vinyl available in Black and Gray – please specify when ordering. Optional foot rings and arm rests are also available for most models. FOB Shipping Point.



OPTIONAL ACCESSORIES						
Product No.	Description	Wt. (lbs.)	Price Ea.			
H64-8130	Adjustable arm rest; pair	4	154.93			
H64-8135	Foot ring	6	72.93			

Product No.	Vertical Back Adjustment	Horizontal Back Adjustment	Height Adjustment	Tilt Adjustment Seat	Back	Wt. (lbs.)	Price Ea.
HEC2435	3" range	3" range	16 1/2" - 21 1/2"	Fixed	Fixed	35	\$345.00
HEC243R	3" range	3" range	19" - 26 1/2"	Fixed	Fixed	35	362.36
HEC243T	3" range	3" range	22 1/2" - 32 1/2"	Fixed	Fixed	35	370.86
HCD3215	3" range	3" range	16" - 21"	Fixed	Fixed	35	232.50
HCD3285	3" range	3" range	18" - 25"	Fixed	Fixed	35	248.21
HCD3325	3" range	3" range	22" - 32"	Fixed	Fixed	35	281.14
HUP604S	5 1/2" range	Tilt	16 1/2" - 21 1/2"	Tilt	Tilt	38	394.29
HUP604R	5 1/2" range	Tilt	19" - 26 1/2"	Tilt	Tilt	38	425.43
HUP604T	5 1/2" range	Tilt	22 1/2" - 32 1/2"	Tilt	Tilt	38	427.00

All seating components meet or exceed ANSI/BIFMA standards. Foam and fabric meet CA. Technical Bulletin #117 section E fire retardant specifications. UPS shippable. Add -C to part # for casters.

The Phillocraft Basic Bench

- A low cost workbench offering maximum value.
- Its main frame components are made of 12 gauge "C" channel steel resulting in a very strong and rigid bench.

The Basic Bench consists of 4 legs, upper and lower front to back rails, a rear stringer, 4 angle braces and a 1" thick hardboard over particle board top with black T-molding on all top edges. All steel components are gray Tufcote Epoxy electrostatic baked finish for long wear and easy cleaning. It is shipped K.D. with assembly instructions and all hardware. Standard height with the top installed is 30", however leg extensions are available as shown with other options below. The 48" and 60" Basic Benches are UPS shippable. FOB Shipping Point.

Product No.	Top Size	Wt. (lbs.)	Price Ea.
HBB3048	30 x 48 x 1"	96	\$355.79
HBB3060	30 x 60 x 1"	102	373.00
HBB3072	30 x 72 x 1"	108	416.50

ACCESSORIES						
Product No.	Description	Top Size	Wt. (lbs.)	Price Ea.		
HT48	Shelf assembly with riser and shelf (Risers are 12 gauge gray finish; shelf is 1" hardboard over particle board with black -T molding on all edges.)	12 x 48 x 1"	30	\$109.79		
HT60	Shelf assembly with riser and shelf (Risers are 12 gauge gray finish; shelf is 1" hardboard over particle board with black -T molding on all edges.)	12 x 60 x 1"	38	130.36		
HT72	Shelf assembly with riser and shelf (Risers are 12 gauge gray finish; shelf is 1" hardboard over particle board with black -T molding on all edges.)	12 x 72 x 1"	45	156.64		
H65-2010	Set of 4 leg extensions	For height range 33" to 37"	4	44.36/set		
H65-2245	Set of 4 long leg extensions	For height range 38" to 44"	10	55.86/set		
H64-7300	Steel drawer	20 x 20 x 7"	27	249.57		

Phillocraft Heavy Duty Production Table

- Infinitely expandable to meet your current or future needs.
- Begin with an 8' starter and expand with add-ons as your needs grow.

Heavy 12 ga. steel interlocking frame has smooth rolled edges throughout. Parallel apron rails form a permanent top and track edge. Adjustable legs raise top from 33 - 37"H. Invisible steel spline clamping bars connect tops to form a smooth continuous surface. Tops in either hardboard or plastic laminate over high density flake core. Specify top - (01) Hardboard, or (02) Plastic Laminate. Ships KD. FOB Shipping Point.

8'L TABLE STARTER					4'L TABLE ADD-ONS				
Table Width	Product No.	Wt. (lbs.)	Hardboard (01) Price Ea.	Plastic Laminate (02) Price Ea.	Product No.	Wt. (lbs.)	Hardboard (01) Price Ea.	Plastic Laminate (02) Price Ea.	
24"	HWS2496	158	\$653.21	\$746.57	H24ADD-ON	76	\$336.43	\$373.36	
30"	HWS3096	182	695.86	807.07	H30ADD-ON	84	348.21	403.50	
36"	HWS3696	206	722.00	849.50	H36ADD-ON	95	361.14	424.79	
42"	HWS4296	229	747.64	892.21	H42ADD-ON	106	373.93	456.36	
48"	HWS4896	253	842.21	1,006.71	H48ADD-ON	116	421.14	503.43	
54"	HWS5496	276	872.93	1,054.57	H54ADD-ON	127	436.71	527.43	
60"	HWS6096	300	902.29	1,100.64	H60ADD-ON	138	451.21	550.43	
66"	HWS6696	324	971.00	1,188.29	H66ADD-ON	149	485.71	566.43	
72"	HWS7296	347	1,005.50	1,239.79	H72ADD-ON	164	502.71	620.07	
78"	HWS7896	371	1,048.36	1,300.36	H78ADD-ON	170	524.21	650.43	

10'L TABLE				
Product No.	Table Width	Wt (lbs.)	Hardboard (01) Price Ea.	Plastic Laminate (02) Price Ea.
HWS24120	24"	198	\$816.50	\$929.36
HWS30120	30"	228	870.21	1,009.64
HWS36120	36"	247	902.43	1,063.07
HWS42120	42"	286	934.50	1,116.36
HWS48120	48"	316	1,053.79	1,259.86

PHILLOCRAFT
Since 1924



Ergonomic Work Station

- Completely enclosed unit with heavy steel construction.
- Choice of hand crank or electric lift.

Flexible ergonomic workstations have a height range of 30-46" to easily adjust from sitting to standing height adapting to the dynamic workplace. Features a 26" bottom rail, 18" top rail and measures 37 1/2" center-to-center. Comes with hand crank on manual models or push button control and a powerful 220 volt single phase motor on electric models, providing a 600 lb. lifting capacity. Features include direct drive chain and sprocket mechanism, white powder coat finish, and locking swivel casters. Manual tilt allows operator adjustment up to 15° forward and 8° backwards. Frames and tops available in custom sizes--call for more information. Shipped KD. FOB Shipping Point.

ERGONOMIC WORK STATION (Frame only - tops sold separately)			
Product No.	Description	Wt. (lbs.)	Price Ea.
HPMS-HC-21/18X26-37.5	Manual	110	\$1,277.29
HPMS-HC-21/24X30-44	Manual	115	1,417.93
HPMS-HC-21/24X30-56	Manual	120	1,478.00
HPMS-HC-21/18X26-28	Manual	110	1,277.29
HPES-21/18X26-37.5	Electric	115	1,774.29
HPES-21/24X30-44	Electric	120	1,894.29
HPES-21/24X30-56	Electric	125	1,956.00
HPES-21/18X26-28	Electric	110	1,774.29

ERGONOMIC WORK STATION TOPS				
Product No.	Size	Description	Wt. (lbs.)	Price Ea.
H2448L	24 x 48"	Plastic Laminate	110	\$190.86
H2460L	24 x 60"	Plastic Laminate	115	268.50
H3048L	30 x 48"	Plastic Laminate	120	273.64
H3060L	30 x 60"	Plastic Laminate	110	340.57
H3648L	36 x 48"	Plastic Laminate	115	332.36
H3660L	36 x 60"	Plastic Laminate	120	414.57

Other sizes available.



Manual Lift
(Shown with Plastic Laminate Top)



Electric Lift
(Shown without top)

Steel surcharge
may apply.

WORKBENCHES & UTILITY STORAGE

Hallowell

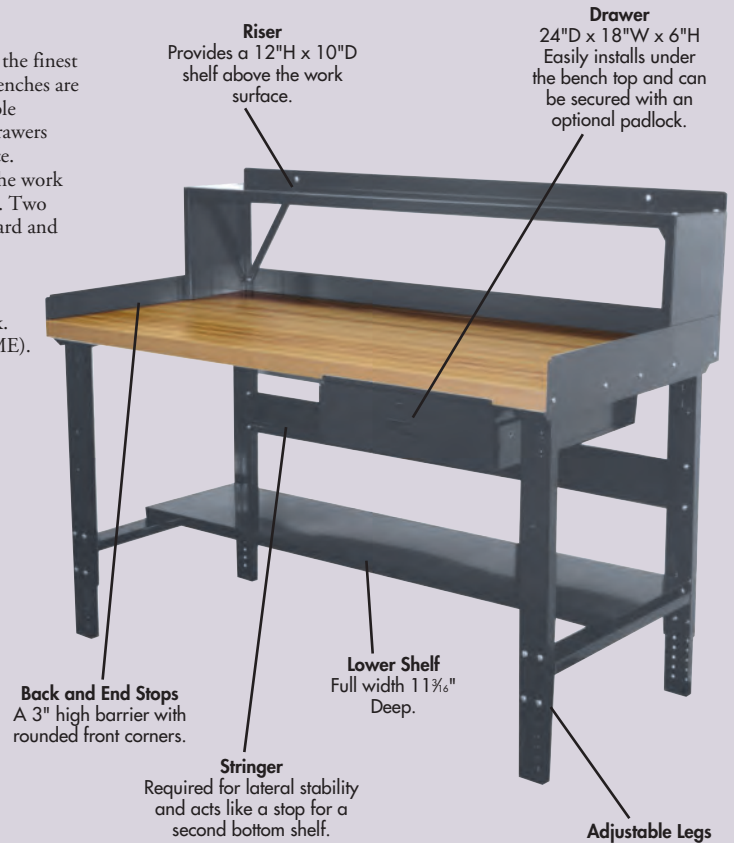
Hallowell Heavy-Duty Adjustable Leg Workbenches

• Three styles of top surfaces to choose from, all 1 1/4" thick.

Hallowell Workbenches take our rugged durability to the workstation. Constructed of only the finest materials and represent the pinnacle in quality, strength, and stability, our industrial workbenches are designed to withstand the harshest work environments year-in and year-out. With the flexible selection of standard and cost-effective components, including side and back stops, risers, drawers and lower shelves, these highly efficient units insure maximum productivity in the workplace. Choose from three styles of tops. **Steel Top** is made of heavy 12 ga. steel with no holes on the work surface, will withstand hard shop use for years. Will not crack, splinter, gouge, or absorb oil. Two end channels provided with each top. **Shop Top** is made of layered high density particle board and offers superior screw holding characteristics. The top and bottom layers are sealed to resist conventional spills. The nonconductive, splinter proof top is 30% harder than maple. **Laminated Top** is made from thoroughly seasoned, kiln dried hardwood, face-glued to provide an extremely durable, attractive and long lasting work surface. All tops are 1 1/4" thick. All workbenches include legs, rear stringer and applicable Workbench Top. Color: Black (ME). FOB Shipping Point.

HALLOWELL HEAVY-DUTY ADJUSTABLE WORKBENCH				
Product No.	Size W x D x H	Workbench Top Type	Wt. (lbs.)	Price Ea.
HWB4830E	48 x 30 x 34"	Shop Top	123	\$400.27
HWB6030E	60 x 30 x 34"	Shop Top	145	468.55
HWB7230E	72 x 30 x 34"	Shop Top	170	534.36
HWB7236E	72 x 36 x 34"	Shop Top	200	629.80
HWB4830H	48 x 30 x 34"	Laminated Hardwood Top	123	555.49
HWB6030H	60 x 30 x 34"	Laminated Hardwood Top	145	662.56
HWB7230H	72 x 30 x 34"	Laminated Hardwood Top	170	789.33
HWB7236H	72 x 36 x 34"	Laminated Hardwood Top	200	935.75
HWB4830S	48 x 30 x 34"	Steel Top, 12 ga.	97	321.17
HWB6030S	60 x 30 x 34"	Steel Top, 12 ga.	113	369.66
HWB7230S	72 x 30 x 34"	Steel Top, 12 ga.	125	408.75

HALLOWELL WORKBENCH ACCESSORIES				
Product No.	Size W x D x H	Description	Wt. (lbs.)	Price Ea.
HPWB-LS-48	48 x 10 x 1"	Lower Shelf	15	\$65.32
HPWB-LS-60	60 x 10 x 1"	Lower Shelf	19	83.56
HPWB-LS-72	72 x 10 x 1"	Lower Shelf	23	101.35
HWB-BD-1824	18 x 24 x 6"	Drawer Kit	20	105.23
HWB-BES-4830	48 x 30 x 6"	Back & End Stop Kit	15	34.49
HWB-BES-6030	60 x 30 x 6"	Back & End Stop Kit	19	43.12
HWB-BES-7230	72 x 30 x 3"	Back & End Stop Kit	22	48.19
HWB-BES-7236	72 x 36 x 3"	Back & End Stop Kit	25	50.97
HWB-BR-48	48 x 8 x 10 1/2"	Shelf Riser	13	90.00
HWB-BR-60	60 x 8 x 10 1/2"	Shelf Riser	14	105.26
HWB-BR-72	72 x 8 x 10 1/2"	Shelf Riser	17	121.98



Fort Knox Workbenches

Fort Knox Modular Utility Storage and Workbench System Modular components allow you to custom design your perfect workspace. Workbench Pedestals are available in three models. Workbench pedestals can be used stand-alone or as supports for workbench tops. These versatile all welded heavy duty modules are available in multiple sizes and configurations to meet your specific storage requirements. Choose from Rugged Steel, Laminated Hardwood and Composite Core Resin Board workbench tops. Each top is 1 1/4" thick. Lower shelf designed to span between workbench pedestals. These shelves add additional storage below your work surface. Side and back Rail Kits provide edging to your workbench to prevent items from sliding or rolling off your work surface. Fort Knox Workbench components are production items. Please call for lead times. Color: Black (ME) and Relay Red (RR). FOB Shipping Point.

FORT KNOX WORKBENCHES				
Product No.	Size W x D x H	Description	Wt. (lbs.)	Price Ea.
HFkW8432-1BR-HT	18 x 24 x 32"	Single Door Workbench Pedestal	72	\$1,259.35
HFkW4432-1BR-HT	24 x 24 x 32"	Double Door Workbench Pedestal	91	1,399.25
HFkW8432-3D-BR-HT	18 x 24 x 32"	3 Drawer Workbench Pedestal	112	1,539.18
HFkW4432-3D-BR-HT	24 x 24 x 32"	3 Drawer Workbench Pedestal	139	1,710.23
HFkW8432-6D-BR-HT	18 x 24 x 32"	6 Drawer Workbench Pedestal	141	1,679.10
HFkW4432-6D-BR-HT	24 x 24 x 32"	6 Drawer Workbench Pedestal	175	1,865.68
HFkW7224E	60 x 24 x 1 1/4"	Composite Workbench Shop Top	111	240.83
HFkW7224E	72 x 24 x 1 1/4"	Composite Workbench Shop Top	134	287.30
HFkW7224M	60 x 24 x 1 1/4"	Laminated Hardwood Workbench Top	111	388.69
HFkW7224M	72 x 24 x 1 1/4"	Laminated Hardwood Workbench Top	134	481.64
HFkW7224S	60 x 24 x 1 1/4"	Steel Workbench Top, 12 ga.	72	165.44
HFkW7224S	72 x 24 x 1 1/4"	Steel Workbench Top, 12 ga.	86	191.58
HFkWPS24ME-HT	24 x 8 x 3/4"	Lower Shelf	5	38.88
HFkWPS30ME-HT	30 x 8 x 3/4"	Lower Shelf	6	48.99
HFkWPS36ME-HT	36 x 8 x 3/4"	Lower Shelf	8	58.30
HFKSBRK6024RR-HT	60 x 24 x 3"	Side and Back Rail Kit	10	99.52
HFKSBRK7224RR-HT	72 x 24 x 3"	Side and Back Rail Kit	11	118.17



ASSEMBLY WORKSTATION ERGONOMICS



Tool Retracting Balancers for Smaller Tools

- Durable metal housing for industrial environments.

TOOL RETRACTING BALANCERS				
Product No.	Cap. (lbs.)	Cable Travel	Wt. (lbs.)	Price Ea.
HTB1018	0-2.5	60"	1.5	\$64.00
HTB1013	1.5-5	60"	1.5	64.00
HTB1014	4.5-10	60"	2	104.00



Incremental tension and release mechanism ergonomically engineered for safety and ease of use. Compact 2.9" body dia. increases work space. Monofilament cable rated to 200 lbs. FOB Shipping Point.

Load Positioning Balancers

- Makes loads virtually weightless throughout the entire length of cable travel.

Weight defying or zero gravity balancers. Features spring balancers with tapered drums. Loads remain stationary wherever positioned. Features rugged cast aluminum housing for industrial environments, forged swivel suspension hook allowing 360° rotation and flexible heavy-duty steel cable. FOB Shipping Point.



Light-Duty Units
Knob provided for incremental tension adjustment – no tools required. Load capacity up to 11 lbs.



Medium & Heavy-Duty Units

Balancing force can be set exactly through a hardened worm gear system. No special tools required. No instant balancing adjust setting. Manual drum lock allows suspended tools to be changed safely. Medium capacity up to 33 lbs. Heavy-duty capacity up to 154 lbs.



LOAD POSITIONING BALANCERS				
Product No.	Cap. (lbs.)	Cable Travel	Wt. (lbs.)	Price Ea.
LIGHT CAPACITY				
HTBF-0103	2.2-6.6	50"	3.5	\$110.00
HTBF-0305	5.5-11	50"	3.5	150.00
MEDIUM CAPACITY				
HTBF-0509	9.9-19.8	59"	7.5	294.00
HTBF-0915	19.8-33	59"	8.5	343.00
HEAVY CAPACITY				
HTBF-1522	33-48.4	59"	16	489.00
HTBF-2230	48.4-66	59"	17	554.00
HTBF-3040	66-88	59"	22	685.00
HTBF-4050	88-110	59"	23	707.00
HTBF-5060	110-132	59"	26	756.00
HTBF-6070	132-154	59"	26	791.00

Tool Supports for Air & Electric Tools

- Improves productivity, safety and ergonomics.

BASIC TOOL SUPPORT			
Product No.	Boom	Wt. (lbs.)	Price Ea.
HB1-S-18	18"	4.5	\$148.00
HB1-S-24	24"	5	154.00
HB1-S-30	30"	5.5	162.00
FOR ELECTRIC TOOLS*			
HBIE-S-18	18"	4.5	151.00
HBIE-S-24	24"	5	157.00
HBIE-S-30	30"	5.5	165.00

*For electric tools -- includes cord clamps for restraining tool power cord.

A basic tool support for tools of 7 lbs. or less. 37" overall height. 1" sq., 18 ga. steel tubing with polished chrome finish. 3" sq. welded mounting base, screws provided. Sliding tool positioner on boom for attaching balancer. Boom swivels 360°.



HB1-S-18

CREATE AN EFFICIENT ASSEMBLY ENVIRONMENT

B1A-S Series of tool supports for air tools adds the following features to the basic tool support.

- 1/4" NPT quick disconnect coupling for rapid set-up and tool change by hand.

B1A-S SERIES SUPPORT SYSTEM			
Product No.	Boom	Wt. (lbs.)	Price Ea.
HB1A-S-18	18"	6	\$260.00
HB1A-S-24	24"	6.5	264.00
HB1A-S-30	30"	7	273.00

- 9' polyurethane coil hose with adapter for air tool.
- 6' limp hose with 1/4" swivel male inlet for hook-up to in-house air supply.



System Pictured With:
• HB1A-S-18 tool support
• HSK-18 Torque Reaction Arm
• HTB1018 Tool Balancer

TELESCOPING 2-STAGE TORQUE REACTION ARM – 150 IN. LBS. CAPACITY

- Absorbs the shock that is transmitted from power hand tools to an operator's hand.

Torque Reaction Arm eliminates hand, wrist and finger injuries for power screwdriving applications. Easy to assemble, no tools required. Unit provides complete freedom of movement. Includes adjustable post clamp, swivel air manifold, steel nipples for air tool hook-up, bale and telescoping torque reaction arm. FOB Shipping Point.

TELESCOPING 2-STAGE TORQUE REACTION ARM				
Product No.	Used With	Reach	Wt. (lbs.)	Price Ea.
HSK-18	18" support	17-24"	2.5	\$200.00
HSK-24	24" support	22-37"	3	207.00
HSK-30	30" support	28-49"	3.5	215.00

For electric tools add suffix -E, includes an electric tool clamp in place of the air manifold and nipples.

OPTIONAL BENCH CLAMP

Allows quick mounting of the above tool supports to workbenches when bolting is not desired. HBC1061 Wt. 1.5 (lbs.) Price Ea. \$57.00

Heavy Duty Tool Supports

- For tools up to 30 lbs.

Bench mounted. 44" high. Boom rotates 360°. Balancers and air lines ordered separately. FOB Shipping Point.

HEAVY DUTY TOOL SUPPORTS			
Product No.	Boom	Wt. (lbs.)	Price Ea.
HBH-S-24	24"	11	\$272.00
HBH-S-36	36"	13	290.00



HBH-S-36



Nasco Sidekick™ Torque Reaction Arms

- A complete assembly system for air & electric tools.

Designed to absorb the shock transmission of power drivers so that no torque reaction will be transferred to the operator's hand. Systems balance the weight of the tool, improve tool accessibility and provides a more ergonomically desirable workstation. FOB Shipping Point.

3-Stage Telescoping Torque Reaction Arms

- Angular and rotational movement allows assembly access.

Features linear bearings for smooth radial motion. Rated at 200 in. lbs. Reach 16-34" Vertical post swivels 360°. All air lines and tool connection hardware included.



HBM-SK3 For air tools. Wt. 8 (lbs.) Price Ea. \$631.00

For electric tools add suffix -E.

HBC1062 Bench Clamp. Wt. 1.5 (lbs.) Price Ea. \$68.00

Verti-Trak Torque Reaction Arms

Maintains tool orientation in a vertical position. Available with either Adjustable Tension (spring) or Feather Lite ("FL" – air cylinder) balancing systems.



HVTSK-36-FL-S



HVTSK-30-FL

VERTI-TRAK REACTION ARMS			
Product No.	Max. Reach*	Wt. (lbs.)	Price Ea.
150 IN. LBS. CAPACITY			
HVTSK-30-S	30"	12	\$621.00
HVTSK-36-S	36"	13	654.00
HVTSK-30-FL-S	30"	21	778.00
HVTSK-36-FL-S	36"	22	813.00
40 FT. LBS. CAPACITY			
HVTSK-30-3	30"	20	730.00
HVTSK-36-3	36"	21	763.00
HVTSK-30-FL	30"	29	913.00
HVTSK-36-FL	36"	30	946.00

For electric tools add suffix -E, same price
For right angle tools add -RAM, add \$292.00

*Min. reach 3".

ERGONOMIC SEATING SOLUTIONS

Brewer

The Brewer Company

A best kept secret. With over 60 years of manufacturing experience, Brewer has become one of the most trusted names in commercial seating. Industrial settings, such as yours, requires seating that is comfortable, durable and safe. Brewer manufactures all of their seating in the United States. Industrial stools hold a 5-12 year product warranty and a lifetime warranty on cylinders. Rest assured, you're working with the best. FOB Shipping Point.

Task Stools

- Contoured waterfall seat for improved leg circulation.
 - Polyurethane: 18"W x 17"D x 1.5"T
 - Cloth/Vinyl: 19"W x 17.5"D x 3.75"T
- Fully adjustable contoured backrest for effective lumbar back support.
 - Polyurethane: 17"W x 12"D x 1"T
 - Cloth/Vinyl: 16"W x 10"D x 2"T
- Large 20" dia., adjustable chrome footring on higher height models (-2, -3)
- Easy-to-use pneumatic seat height adjustment.
- Stable five star reinforced plastic base with heavy-duty stationary glides, casters optional.

- Polyurethane models:
 - Black, self-skinned & solid molded
 - Resists stains, damage from punctures, grease, water and chemicals
 - Meets flame retardant standards of FMVSS-302
- Cloth & Vinyl models:
 - Extra-thick 3" High-Resiliency Foam
 - Durable Olefin® fabric or heavy-duty Naugahyde® vinyl
 - Meets flame retardant standards of California Technical Bulletin #117
 - Larger ergonomic backrest available



HCS-2



HCT-1-LEB-EAA
Shown With Casters



HVS-1



HVT-2
Shown With Casters



HPT-1
Shown With Casters

Seat Height	Base Dia.	Seat/Back Tilt	Footring	BLACK POLYURETHANE			CLOTH UPHOLSTERY			VINYL UPHOLSTERY		
				Product No.	Wt. (lbs.)	Price Ea.	Product No.	Wt. (lbs.)	Price Ea.	Product No.	Wt. (lbs.)	Price Ea.
STANDARD MODELS WITH BACK ADJUSTMENT												
16½ - 21½"	25"	No	No	HPS-1	28	\$249.33	HCS-1	24	\$234.67	HVS-1	24	\$245.33
19½ - 27"	27"	No	Yes	HPS-2	33	317.33	HCS-2	29	300.00	HVS-2	29	317.33
22½ - 32½"	27"	No	Yes	HPS-3	34	318.67	HCS-3	30	305.33	HVS-3	30	318.67
DELUXE MODELS W/SEAT & BACK TILT & TENSION ADJUSTMENT												
17 - 22½"	25"	Yes	No	HPT-1	32	325.33	HCT-1	28	312.00	HVT-1	28	325.33
20½ - 28"	27"	Yes	Yes	HPT-2	37	388.00	HCT-2	33	380.00	HVT-2	33	390.67
23½ - 33½"	27"	Yes	Yes	HPT-3	38	389.33	HCT-3	34	382.67	HVT-3	34	396.00

HCS/5 Dual Wheel Caster Set w/Soft Poly Tread. Casters, 2½" dia. Add 1" to seat height. Wt. 2 (lbs.) Price Ea. \$28.00
 HLEB Large Ergonomic Backrest (Available on Tilt Models Only) 15"W. x 13"H. x 3" thick. Wt. 3 (lbs.) Price Ea. \$86.67
 HEAA Ergonomic Adjustable Armrest. (Available on Tilt Models Only, must be ordered with stool at initial time of purchase). Arms adjust 3" wide, 2½" in height - 6 positions. Wt. 5 (lbs.) Price Ea. \$85.33

Round Stools

- Comfortable, durable round seat.
 - Polyurethane: 14" Diameter
 - NaugaSoft® Vinyl: 16" Diameter x 4" thick
- Optional contoured backrest for vinyl models.
 - NaugaSoft® Vinyl: 16"W x 10"D x 2"T
- Large adjustable chrome footring on higher height models (-2, -3).
- Easy-to-use pneumatic seat height adjustment.
- Stable five star available in plastic base or polished cast aluminum.
- Heavy-duty stationary glides, casters optional.
- Meets CA Tech Bulletin #117 & FMVSS-302.



HVRM-3
Shown With Casters



HVRB-1
Shown With Casters



HPR-1



HPRM-3

Seat Height	Base Dia.	Base Description	Footring	Product No.	Wt. (lbs.)	Price Ea.
VINYL ROUND STANDARD MODELS WITHOUT BACK						
16½ - 21½"	25"	Plastic	No	HVR-1	18	\$182.67
17 - 22½"	25"	Cast Aluminum	No	HVRM-1	17	236.00
19½ - 27"	27"	Plastic	Yes	HVR-2	23	240.00
20 - 27"	25"	Cast Aluminum	Yes	HVRM-2	22	265.33
22½ - 32½"	27"	Plastic	Yes	HVR-3	28	245.33
24 - 34½"	25"	Cast Aluminum	Yes	HVRM-3	27	276.00
VINYL ROUND STANDARD MODELS WITH BACK						
17 - 22½"	25"	Plastic	No	HVRB-1	23	250.67
17 - 22½"	25"	Cast Aluminum	No	HVRBM-1	22	312.00
20½ - 27½"	27"	Plastic	Yes	HVRB-2	28	322.67
20 - 27"	25"	Cast Aluminum	Yes	HVRBM-2	27	342.67
23½ - 33½"	27"	Plastic	Yes	HVRB-3	32	326.67
24 - 34½"	25"	Cast Aluminum	Yes	HVRBM-3	31	358.67
POLY ROUND STANDARD MODELS						
16½ - 21½"	25"	Plastic	No	HPR-1	18	152.00
15 - 20"	25"	Cast Aluminum	No	HPRM-1	17	205.33
19½ - 27"	27"	Plastic	Yes	HPR-2	23	222.67
18½ - 25½"	25"	Cast Aluminum	Yes	HPRM-2	22	233.33
22½ - 32½"	27"	Plastic	Yes	HPR-3	28	226.67
22 - 32"	25"	Cast Aluminum	Yes	HPRM-3	27	237.33

HCS/5 Dual Wheel Caster Set w/Soft Poly Tread. Casters, 2½" dia. Add 1" to seat height. Wt. 2 (lbs.) Price Ea. \$28.00
 HCM/5 Dual Wheel Caster Set w/Soft Poly Tread. Casters, 2½" dia. Add 1" to seat height. Wt. 2 (lbs.) Price Ea. \$28.00

Saddle Seat and Sit Stand

Saddle Seat Key Features:

- Innovative, dynamic technology promotes back and circulatory health.
- Unique 360° circular movement can be customized to personal preference.
- Balances pelvis in an upright position, distributing the weight over the "sit bones" and not the soft tissues.
- Two standard height options to achieve the optimum 135° knee angle.
- Black premium vinyl upholstery.
- Standard 5-year warranty.
- 250 lb. weight capacity.



H135JSB



HPSIT-2


Sit Stand Key Features:

- Comfortable and durable 13" soft polyurethane seat.
- Contoured, tilting seat.
- Stable, five-star base with heavy duty stationary glides.
- Two height options.
- Black Reinforced Plastic base or Polished Cast Aluminum base options.

Product No.	Seat Height Range	Base Dia.	Base Type	Wt. (lbs.)	Price Ea.
SADDLE SEAT					
H135JSB	24 - 32"	23"	Aluminum	46	\$933.33
H135JSB-H	27 - 37"	23"	Aluminum	46	933.33
SIT STAND					
HPSIT-2	18½ - 26"	27"	Plastic	22	205.33
HPSITM-2	17 - 24½"	27"	Cast Alum.	24	262.67
HPSIT-3	21½ - 31½"	27"	Plastic	23	209.33
HPSITM-3	20 - 30"	27"	Cast Alum.	25	268.00

*Additional vinyl options available.

Cloth upholstery colors:



Vinyl upholstery colors:



Polyurethane colors:



Optional Poly colors available on Poly Round Stools only.

ERGONOMIC SEATING

Ergonomic Standard Series Chairs

- The most ergonomically designed seating in the industry.
- These advanced designed ergonomic chairs properly support balanced work postures that reduce fatigue.

Torso and hip are supported so minimal force is exerted to hold the torso stable -- serves as a firm anchor providing the potential for reducing fatigue and cumulative trauma disorders. Constructed for rugged use with sturdy, 5-legged bases and contoured backrests and seats. Highly functional chairs offer Soft Touch pneumatic mechanism for quick and easy seat height adjustment. Chairs also swivel to permit easy side-to-side movement. Standard frame in Black finish. Upholstery and other options available. FOB Delivered.

Ergonomic Standard Series

BTS Series...painted metal parts.

Upholstered seat. Backrest with lumbar support. Tubular base with attached footing.

ETS Series...painted metal parts.

Upholstered ergonomic seat. Backrest with lumbar support. Tubular base with attached footing.

EES Series...painted metal parts.

Upholstered ergonomic seat/backrest.

Tubular base with attached footing.

BTA Series...painted metal parts.

Upholstered seat. Backrest with lumbar support. Cast aluminum base.

ETA Series...painted metal parts.

Upholstered ergonomic seat.

Backrest with lumbar support.

Cast aluminum base.

EEA Series...painted metal parts.

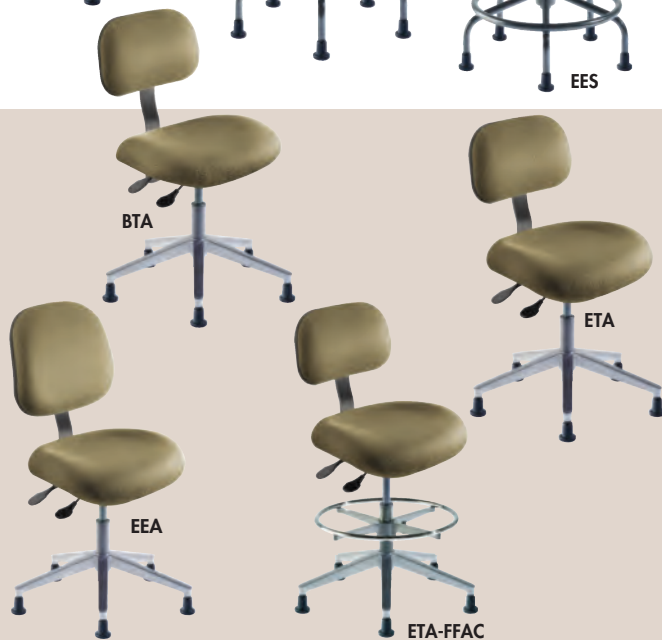
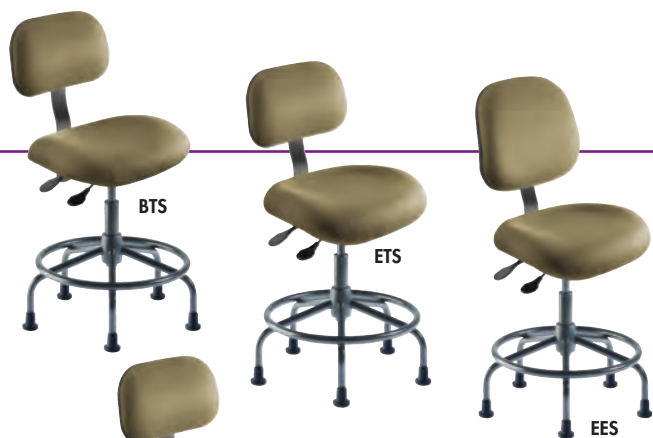
Upholstered ergonomic seat/backrest. Cast aluminum base.

ETA-FFAC Series...painted metal parts.

Upholstered ergonomic seat. Backrest with lumbar support. Adjustable footing on medium and high height models. Cast aluminum base. Free float articulating seat control.


Product No.	BTS SERIES		Wt. (lbs.)	Price Ea.
	Seat Hgt. Adj.			
HBTS-L-HG	18-22"	36	37 (70 UPS Wt.)	\$503.51
HBTS-L-RC*	18-22"	39		503.51
HBTS-M-HG	21-28"	36		510.47
HBTS-H-HG	25-32"	37		537.07
Product No.	ETS SERIES		Wt. (lbs.)	Price Ea.
	Seat Hgt. Adj.			
HETS-L-HG	18-22"	37	38 (70 UPS Wt.)	\$519.33
HETS-L-RC*	18-22"	40		519.33
HETS-M-HG	21-28"	37		526.31
HETS-H-HG	25-32"	38		552.91
Product No.	EES SERIES		Wt. (lbs.)	Price Ea.
	Seat Hgt. Adj.			
HEES-L-HG	18-22"	37	38 (70 UPS Wt.)	\$540.24
HEES-L-RC*	18-22"	40		540.24
HEES-M-HG	21-28"	37		547.20
HEES-H-HG	25-32"	38		573.80
Product No.	BTA SERIES		Wt. (lbs.)	Price Ea.
	Seat Hgt. Adj.			
HBTA-L-RC*	17-22"	35	34	\$501.60
HBTA-L-HG	17-22"	33		615.60
HBTA-M-HG	19-26"	33		508.57
HBTA-H-HG	22-32"	34		516.80
Product No.	ETA SERIES		Wt. (lbs.)	Price Ea.
	Seat Hgt. Adj.			
HETA-L-RC*	17-22"	35	34	\$517.44
HETA-L-HG	17-22"	33		517.44
HETA-M-HG	19-26"	33		524.40
HETA-H-HG	22-32"	34		532.64
Product No.	EEA SERIES		Wt. (lbs.)	Price Ea.
	Seat Hgt. Adj.			
HEEA-L-RC*	17-22"	36	36	\$538.33
HEEA-L-HG	17-22"	34		538.33
HEEA-M-HG	19-26"	34		545.31
HEEA-H-HG	22-32"	36		553.53
Product No.	ETA-FFAC SERIES		Wt. (lbs.)	Price Ea.
	Seat Hgt. Adj.			
HETA-L-RC-FFAC*	17-22"	38	36	\$535.80
HETA-L-HG-FFAC	17-22"	36		535.80
HETA-M-HG-ATF-FFAC	19-26"	36		612.44
HETA-H-HG-ATF-FFAC	22-32"	37		620.67

*Supplied with casters as standard.



Upholstery Options

NH509 Galaxy Cloth, NH420 Jodhpurs Cloth, NH333 Black Cloth, NH369 Navy Cloth, P28540 Black Vinyl



Now FOB Delivered!

Delivered price includes surface transportation to the lower 48 states. Call for shipments to Alaska, Hawaii or Puerto Rico. Please note, there will be a \$25.00 per carton handling fee implemented for each unit.

Warranty

BioFit seating products are warranted against mechanical or structural failure due to defective material, workmanship or abnormal wear for 13 years of normal use.

Pneumatic cylinders are covered for the functional lifetime of the chair or stool.

Ergonomic Footrest

- Painted metal parts. 10° slope. 3"-11" height range. Black finish. 20"W. x 11"D.

HFS-1 Wt. 18 (lbs.) Price Ea. \$240.67



BTR SERIES

- Features "Soft Touch" pneumatic mechanism.
- 5 legged, 25.6" dia. high-profile reinforced composite base.

Seat measures 18½"W. x 16½"D. x 3" thick contoured. Backrest measures 14½"W. x 9½"H. with lumbar support and protective rear panel. Black frame finish. FOB Delivered.



Product No.	Seat Height Adjustment	BTR SERIES		Price Ea.
		Wt. (lbs.)		
HBTR-L-RC*	17-22"	31 (70 UPS Wt.)		\$432.57
HBTR-L-HG	17-22"	29 (70 UPS Wt.)		432.57
HBTR-M-HG	19-26"	29 (70 UPS Wt.)		439.53
HBTR-H-HG	22-32"	30 (70 UPS Wt.)		447.77

*Supplied with casters as standard.


Steel surcharge may apply.



HPSAS



HFFAC



HATF

Options

Armrests...compact, height adjustable, self-skinned urethane armrest.

HPSAS Price Ea. \$81.07

Seat Controls...6-way articulating seat control. HFFAC Price Ea. \$18.37

Footing...adjustable 20" dia. tubular. HATF Price Ea. \$69.67

The ATF adjustable height footing is recommended for use on the chairs with aluminum (A) or reinforced composite (R) bases and seat heights greater than 22".

ERGONOMIC SEATING

ToughTech™ Series

- Durable urethane seats and backs that stand up to the rigors of industrial use.

Self-skinned urethane seats and backrests are padded and feature ventilation ribs. "Soft Touch" pneumatic mechanism allows easy adjustment of the seat height. UUS series is constructed with a tubular base with footring -- UUA series with a cast aluminum base. Frame available in Black. FOB Delivered.

UUS SERIES			
Product No.	Seat Ht. Adj.	Wt. (lbs.)	Price Ea.
HUUS-L-HG	17-21"	35	\$459.17
HUUS-L-RC*	17-21"	37	459.17
HUUS-M-HG	20-27"	36	466.13
HUUS-H-HG	24-31"	37 (70 UPS wt.)	492.73
UUA SERIES			
HUUA-L-RC*	16-21"	36	457.27
HUUA-L-HG	16-21"	34	457.27
HUUA-M-HG	18-25"	35	464.24
HUUA-H-HG	21-31"	34	472.47

*Supplied with casters.

Ergonomic High-Tech Series

- Deluxe comfort combines with extra-quality construction features.

These High-Tech series include high performance use and day-long seating comfort. All chairs have chrome-plated metal parts. Static control vinyl upholstered ergonomic seat. Backrest has lumbar support. Conductive glides/casters. Drag wire standard with the "Soft Touch" pneumatic mechanism. Base is 5-leg cast aluminum with 25.6" leg spread. Tubular steel base has 23" leg spread with 21" dia. affixed footring. Class 100/Static Control upholstery available in Microcon Blue Vinyl. Static Control upholstery available in Microcon Blue Vinyl or Navy Cloth -- please specify. FOB Delivered.

CLASS 100/STATIC CONTROL				
ETS-VUV-K SERIES				
Product No.	Footring	Seat Ht. Adj.	Wt. (lbs.)	Price Ea.
HETS-L-HG-VUV-K	Yes	18-22"	37	\$826.51
HETS-L-RK-VUV-K*	Yes	18-22"	40	826.51
HETS-M-HG-VUV-K	Yes	21-28"	37	833.47
HETS-H-HG-VUV-K	Yes	25-32"	38 (70 UPS wt.)	860.07
ETA-VUV-K SERIES				
HETA-L-RK-VUV-K*	No	17-22"	35	824.60
HETA-L-HG-VUV-K	No	17-22"	33	824.60
HETA-M-HG-VUV-K	No	19-26"	33	831.57
HETA-H-HG-VUV-K	No	22-32"	34	839.80
BTS-VUV-K SERIES				
HBTS-L-HG-VUV-K	Yes	18-22"	36	810.67
HBTS-L-RK-VUV-K*	Yes	18-22"	39	810.67
HBTS-M-HG-VUV-K	Yes	21-28"	36	817.64
HBTS-H-HG-VUV-K	Yes	25-32"	37 (70 UPS wt.)	844.24
BTA-VUV-K SERIES				
HBTA-L-RK-VUV-K*	No	17-22"	35	808.77
HBTA-L-HG-VUV-K	No	17-22"	33	808.77
HBTA-M-HG-VUV-K	No	19-26"	33	815.73
HBTA-H-HG-VUV-K	No	22-32"	34	823.97
STATIC CONTROL SERIES				
ETS-K SERIES				
Product No.	Footring	Seat Ht. Adj.	Wt. (lbs.)	Price Ea.
HETS-L-HG-K	Yes	18-22"	37	\$696.67
HETS-L-RK-K*	Yes	18-22"	40	696.67
HETS-M-HG-K	Yes	21-28"	37	703.64
HETS-H-HG-K	Yes	25-32"	38 (70 UPS wt.)	730.24
ETA-K SERIES				
HETA-L-RK-K*	No	17-22"	35	701.73
HETA-L-HG-K	No	17-22"	33	701.73
HETA-M-HG-K	No	19-26"	33	709.97
HETA-H-HG-K	No	22-32"	34	709.97
BTS-K SERIES				
HBTS-L-HG-K	Yes	18-22"	36	680.84
HBTS-L-RK-K*	Yes	18-22"	39	680.84
HBTS-M-HG-K	Yes	21-28"	36	687.80
HBTS-H-HG-K	Yes	25-32"	37 (70 UPS wt.)	714.40
BTA-K SERIES				
HBTA-L-RK-K*	No	17-22"	35	678.93
HBTA-L-HG-K	No	17-22"	33	678.93
HBTA-M-HG-K	No	19-26"	33	685.91
HBTA-H-HG-K	No	22-32"	34	694.13

*Supplied with casters.



Now FOB Delivered!

Delivered price includes surface transportation to the lower 48 states. Call for shipments to Alaska, Hawaii or Puerto Rico. Please note, there will be a \$25.00 per carton handling fee implemented for each order.

BioFit's 13 Year Warranty!

BioFit seating products are warranted against mechanical or structural failure due to defective material, workmanship or abnormal wear for 13 years of normal use. Pneumatic cylinders are covered for the functional lifetime of the chair or stool.



Steel surcharge may apply.

STORAGE DRAWER CABINETS

LYON®

Lyon Modular Drawer Cabinets provide you with the highest density storage solution for small to mid-sized products, while reducing your storage footprint by as much as 50%. Each cabinet features a fork lift base.

Drawers can be subdivided into an infinite range of custom compartments to better organize your products. Lyon drawers are ergonomically designed to bring these individual compartments to full view at the best possible human reach points. This results in improved worker efficiency and increased productivity while often doubling storage capacity within the same amount of floor space.

- **High Performance 400 lb. capacity drawer suspension.**
- **Wide base opening for forklift access.**
- **Multiple drawer access.**
- **Standard locking system.**
- **Matching Overhead Units available, see below.**
Lead times may vary.
- **FOB Shipping Point.**
- **Surcharge may apply.**



HDDM6830301014IL
59-1/4" HIGH
104 COMPARTMENTS

HDDM353030000BIL
33-1/4" HIGH - 104 COMPARTMENTS

HDDM4930301008IL
44-1/4" HIGH
84 COMPARTMENTS

Height	Width	Depth	Product No.	No. of Drawers	Total No. of Compartments Per Cabinet	Drawer Numbers (refer to bottom chart for drawer usable height)	Wt. (lbs.)	Price Ea.
33-1/4"	30"	28-1/4"	HDDM353030000BIL	5	104	05, 06, 08, 08, 08	387.50	\$1,615.87
44-1/4"			HDDM4930301008IL	6	84	06, 07, 08, 08, 10, 10	456.7	\$1,819.65
59-1/4"			HDDM6830301005IL	12	240	05 x 6 drawers, 06 x 5 drawers, 08 x 1 drawers	718	\$2,919.07
59-1/4"			HDDM683030000FIL	11	269	04 x 2 drawers, 05 x 2 drawers, 06 x 3 drawers, 08 x 4 drawers	707.5	\$2,860.13
59-1/4"			HDDM683030000CIL	10	180	04, 04, 05, 06, 06, 08, 08, 08, 09, 10	665.5	\$2,702.59
59-1/4"			HDDM6830301009IL	10	168	06 x 6-drawers, 08 x 4-drawers	666.2	\$2,608.95
59-1/4"			HDDM6830301011IL	9	144	06 x 2 drawers, 07 x 2 drawers, 08 x 3 drawers, 09 x 2 drawers	630.3	\$2,435.95
59-1/4"			HDDM6830301014IL	8	104	08 x 6-drawers, 10 x 2-drawers	600.6	\$2,278.47
59-1/4"			HDDM683030000GIL	7	77	08, 08, 09, 09, 10, 10, 14	547.7	\$2,289.53

Drawer Number	04	05	06	07	08	09	10	11	12	13	14	15	16	17	18
Usable Height	2-1/4"	3"	3-7/8"	4-5/8"	5-3/8"	6-1/4"	7"	7-3/4"	8-1/2"	9-3/8"	10-1/8"	10-7/8"	11-3/4"	12-1/2"	13-1/4"
Side Height	1-7/8"		3"		4-3/8"			6-1/4"							
Front Height	3-1/16"	3-7/8"	4-5/8"	5-7/16"	6-3/16"	7"	7-3/4"	8-9/16"	9-3/8"	10-1/8"	10-7/8"	11-3/4"	12-1/2"	13-5/16"	14-1/16"




Overhead Units

- **Provides additional bulk storage above cabinets.**
- **Flat bottom attaches directly to cabinet top below (Fasteners are included. No drilling).**
- **Ships pre-assembled to lower cabinet when ordered together.**
- **Lead times may vary.**
- **FOB Shipping Point.**
- **Surcharge may apply.**

Height	Width	Depth	Product No.	Description	Wt. (lbs.)	Price Ea.
24-7/8"	30"	28-1/4"	HDDN27303010550L	Adjustable Shelf and Lockable Door	131.50	\$763.32
24-7/8"	30"	28-1/4"	HDDN27303010500N	Adjustable Shelf (No Door)	118.20	\$572.81

TOOL STORAGE



HDX4110CR sold as combo chest and roller cabinet only.



HDX722117RC shown on HDX722101HC. Hutch and Roller Cabinet sold separately.



HDX4110CR 41"W x 25"D 10 Drawer Chest & Roller Cabinet Combo
HDX722117RC 72"W x 21"D 17 Drawer Roller Cabinet
HDX722101HC 72"W x 21"D Extreme Power Workstation® Hutch

- Self-latching Quick Release drawer pulls
- Ball bearing slides load rated 100-200*lbs (*double slides)
- Roll cab frame constructed w 14 gauge steel
- Full-width, powder coated steel drawer pulls
- High gloss powder coat finish
- PVC laminated MDF work surface w/ 72" roller cabinet
- Matching powder-coated steel side handle
- 4 Casters load rated 900 lbs ea
- Two locking swivel and two rigid casters
- High gloss powder coat finish
- Includes PVC drawer liners
- Hutch includes Power Tool Rack & power strip
- Limited 5 Year Warranty



HRX412508CHBL shown on HRX412511RCBL. Chest and Roller Cabinet sold separately.



HRX552501HC shown on HRX552512RC. Hutch and Roller Cabinet sold separately.



RX722501HCBKRD, RX722519RCBKR-D, (2) RX192503SLBKR-D

HRX412508CH 41"W x 25"D 8 Drawer Top Chest
HRX412511RC 41"W x 25"D 11 Drawer Roller Cabinet

HRX552501HC 55"W x 25"D Extreme Power Workstation® Hutch
HRX552512RC-X 55"W x 25"D 12 Drawer Roller Cabinet

HRX722501HC 72"W x 25"D Extreme Power Workstation® Hutch
HRX722519RC-X 72"W x 25"D 19 Drawer Roller Cabinet

- Self-latching Quick Release drawer pulls
- Ball bearing slides load rated 150-300*lbs on 72" & 55" models, 100-200*lbs on 41" (*double slides)
- Roll cab frame constructed w 12 or 14 gauge steel
- Full-width, anodized aluminum drawer pulls
- Hutch includes Power Tool Rack & Power Strip
- 25" Cabinet depth & 47" high
- Casters load rated 900 lbs ea
- Includes PVC Drawer Liners
- PVC laminated MDF top w roller cabinet
- High gloss powder coat finish
- Limited 5 Year Warranty

HRX723019RC 72"W x 30"D 19 Drawer Roller Cabinet
HRX723001HC 72"W x 30"D Extreme Power Workstation® Hutch



HRX723001HC shown on HRX723019RC. Hutch and Roller Cabinet sold separately.

- 30" Depth
- Self-latching Quick Release drawer pulls
- Ball bearing slides load rated 250-500*lbs (*double slides)
- Roll cab frame constructed w 12 gauge steel
- Full-width, color-anodized aluminum drawer pulls
- 6 Mag Wheel Casters load rated 900 lbs ea
- High gloss powder coat finish
- Includes PVC Drawer Liners
- PVC laminated MDF work surface w roller cabinet
- Hutch includes Power Tool Rack & Power Strip
- Limited 5 Year Warranty

HTX362505RBBK 36"W x 25"D 5 Drawer Heavy Duty Road Box

- 5 Drawers: 2 deep and 3 standard size
- Friction slides load rated 150 lbs
- Patented design w 1"x1" square tubing steel frame forms rigid protection
- Closed, locked lid keeps drawers in place during transport
- Weather-resistant drip trough channels water away from inside the box
- Weather-resistant wrinkle powder coat finish
- PVC drawer liners included • Secure tubular coded lock and keys
- Caster ready (Casters sold separately)



Extreme Tools® Tool Storage

Include COLOR CODE at end of Product Number

COLOR CODE = Tool Box Color / Drawer Pull & Trim

(Ex: BKBL = Black Tool Box w Blue Drawer Pull & Trim)

BKBL=Black/Blue; BKRD=Black/Red; BLBK=Blue/Black; GNBK=Green/Black;

MBBK=Matte Black/Black; ORBK=Orange/Black

RX Series 41", 55" and 72" Tool Storage

Model #	Drawers	W x D x H	Wt lbs	Available Colors	Price Each
Roller Cabinets					
HRX412511RCBK or BL Only Colors	11	41 x 25 x 47	326	Black or Blue w Chrome Only	1,732.64
HRX552512RC color-X	12	55 x 25 x 47	428	See Above	3,130.04
HRX722519RC color-X	19	72 x 25 x 47	661	See Above	4,442.39
HRX723019RC color-250	19	72 x 30 x 47	750	See Above	5,582.21

Extreme Power Workstation® Hutches

HRX552501HC	N/A	55 x 25 x 22.25	102	See Above	1,333.10
HRX722501HC	N/A	72 x 25 x 22.25	132	See Above	1,544.27
HRX723001HC	N/A	72 x 30 x 22.25	148	See Above	1,606.34

Top Chests

HRX412508CHBK or BL Only Colors	8	41 x 25 x 22.25	196	Black or Blue w Chrome Only	1,269.17
---------------------------------	---	-----------------	-----	-----------------------------	----------

Side Lockers - Do NOT fit 41" Models

HRX192503SL	3	19 x 25 x 61	160	See Above	1,486.16
HRX243003SL not shown	3	24 x 30 x 61	256	See Above	2,122.80

DX Series 41" and 72" Tool Storage

DX Series 72" Roller Cabinet & Extreme Power Workstation® Hutch

HDX722117RC	17	72 x 21 x 43	452	See Above	2,531.59
HDX722101HC	N/A	72 x 21 x 22.25	115	See Above	1,237.71

DX Series 41" Top Chest & Roller Cabinet Combination

HDX4110CR	10	41 x 25 x 63	450	See Above	2,420.50
-----------	----	--------------	-----	-----------	----------

TX Series 36" Road Box

HTX362505RBBK	5	36 x 25.5 x 29	242	Black Only	1,404.13
---------------	---	----------------	-----	------------	----------

EX Tool Cart Series 33" and 41" Tool Carts

HEX3304TC	4	33 x 23 x 44.5	189	BKBL, GNBK, MBBK, RDBK	1,210.26
HEX4106TC	6	41.75 x 25.75 x 43	302	See Above	2,175.36
HEX4106TCS	6	41.75 x 25.75 x 44	314	See Above	2,237.11



HEX3304TC 33" 4 Drawer Tool Cart
HEX4106TC 41" 6 Drawer Tool Cart
HEX4106TCS 41" 6 Drawer Sliding Top Tool Cart

- Self-latching Quick Release drawer pulls
- Ball bearing slides load rated 100-200*lbs (*double slides)
- Unique design allows access to top drawer & top compartment
- Non-marking corner bumpers protect cart & other objects
- Carts include Power Tool Rack accessory

JOBSITE STORAGE

DURHAM MFG®
Est. 1922



A - G



H / I



J



K

Jobsite Boxes/Cabinet

- 14 gauge, steel construction.
- Recessed handles prevent damage when moving the product.
- Recessed padlock enclosure - padlock not included.
- Wire gripping grommet included for feeding wires or electrical cables for chargers.
- Architectural Paint - For outdoor, UV protection. Durable gray, textured powder coat finish.
- All welded, fully assembled, ready to use.
- FOB Shipping Point.

Welders Box (D)

- Padlock-able hasp - padlock not included.
- Power supply, knock-out hole on both sides of unit.
- Fold down handles, to keep out of the way when not in use.



L



M

Steel surcharges
may apply.

Jobsite Box (E)

- 2 shelves on each end: 18 $\frac{3}{4}$ "W x 3 $\frac{1}{8}$ "D x 2 $\frac{3}{8}$ "H.
1 fixed, 1 foldable.
- Fixed top shelf: 59 $\frac{1}{16}$ "W x 13 $\frac{1}{4}$ "D x 2 $\frac{1}{16}$ "H.
- Lower shelf tips up for additional space:
59 $\frac{1}{2}$ "W x 12 $\frac{1}{2}$ "D x 2 $\frac{1}{16}$ "H.
- Folding cover has 200 lbs. struts.

Cabinet (F)

- 6 fixed door shelves with retaining lip:
25 $\frac{3}{16}$ "W x 3"D x 1 $\frac{1}{8}$ "H.
- Left side has 3 shelves: 28 $\frac{1}{2}$ "W x 20 $\frac{1}{16}$ "D with
14 $\frac{1}{16}$ " shelf clearance.
- Right side has cabinet space: 26"W x 24 $\frac{1}{16}$ "D x 57 $\frac{1}{8}$ "H.

Cabinet (G)

- Has fold down brackets on the inside cover to convert the slope top into a flat work surface.

Mobile Cabinet (H)

- (2) Tubular push handle allows easy mobility.
- Drawers load capacity 100 lbs.
- Unit with 5 shelves, 1 adjustable in the cabinet & 4 door shelves.
- Work surface is 26 $\frac{1}{8}$ "W x 43 $\frac{3}{8}$ "L.
- Doors have four locking points for secure storage (pad-lock not included).
- Right side has 1 adjustable shelf 15 $\frac{1}{2}$ "W x 20 $\frac{1}{8}$ "L.

JOBSITE STORAGE								
Item Letter	Product No.	Description	Overall Dim. W x D x H	Capacity (cu. ft.)	Gauge	Forkliftable	Wt. (lbs.)	Price Ea.
A	HJSC-193218-94T-D719	Jobsite Box	32 x 19 x 17 $\frac{3}{8}$ "	5	14	Yes	129	\$512.69
B	HJSC-193622-94T-D720	Jobsite Box	36 x 19 x 21 $\frac{1}{2}$ "	7	14	Yes	136	526.66
C	HJSC-194224-94T-D720	Jobsite Box	42 x 19 x 23 $\frac{1}{2}$ "	9	14	Yes	150	568.33
D	HJSC-244828-94T-D720	Jobsite Box	48 x 24 x 27 $\frac{3}{8}$ "	16	14	Yes	174	697.63
E	HJSC-304834-94T-D720	Jobsite Box	48 x 30 $\frac{1}{8}$ x 33 $\frac{3}{8}$ "	25	14	Yes	203	703.63
F	HJSC-246023-94T-D720	Jobsite Box	60 x 24 x 22 $\frac{3}{8}$ "	20	14	Yes	189	744.88
G	HJSC-247228-94T-D720	Jobsite Box	72 x 24 x 27 $\frac{3}{8}$ "	24	14	Yes	228	770.19
H	HJSCWB-122812-94T-D719	Welders Box	28 $\frac{3}{8}$ x 12 $\frac{1}{2}$ x 12 $\frac{3}{8}$ "	2	14	No	43	174.78
I	HJSCWB-163012-94T-D719	Welders Box	30 $\frac{1}{8}$ x 16 $\frac{1}{2}$ x 12 $\frac{3}{8}$ "	3.3	14	No	52	206.21
J	HJSCPB-316050-94T-D720	Jobsite Piano Box	60 $\frac{1}{2}$ x 34 $\frac{1}{2}$ x 49 $\frac{1}{2}$ "	47.8	14	Yes	441	1,708.78
K	HJSC-246061-94T-D719	Jobsite Cabinet	60 $\frac{1}{8}$ x 27 $\frac{1}{8}$ x 60 $\frac{1}{2}$ "	47.5	14	Yes	478	1,544.21
L	HJSCSL-306040-94T-D720	Jobsite Slope Lid	60 $\frac{1}{8}$ x 30 $\frac{1}{8}$ x 39 $\frac{1}{2}$ "	31	14	Yes	299	1,085.69
M	HJSCM-274440-94T-D719	Mobile Jobsite	26 $\frac{1}{8}$ x 55 $\frac{1}{2}$ x 39 $\frac{1}{2}$ "	11	14	Yes	370	1,487.37

Perfect for outside jobsites, industrial settings or your home garage

SAFETY HOSE & CORD REELS



EZ-Coil® Safety Series Supreme Duty Hose Reels

- Built for rugged duty applications that demand extra strength.
- Triple support points to the center shaft with Super Hub™ and full frame.
- Pedestal style base and arms located on both sides of reel.
- FOB Shipping Point.

EZ-COIL® SAFETY SERIES SUPREME DUTY HOSE REELS								
Product No.	I.D.	Length	P.S.I.	Max Temp. (°F)	Size W x H x L	Wt. (lbs.)	Price Ea.	
HEZ-TSH-375	3/8"	75'	300	150	9 1/4 x 25 1/2 x 23"	87	\$854.00	
HEZ-TSH-3100	3/8"	100'	300	150	9 1/4 x 25 1/2 x 23"	90	\$933.00	
HEZ-TSH-475	1/2"	75'	300	150	9 1/4 x 25 1/2 x 23"	87	\$893.00	
HEZ-TSH-4100	1/2"	100'	300	150	9 1/4 x 25 1/2 x 23"	100	\$945.00	

EZ-Coil® Safety Series Heavy Duty Hose Reels

- Easily wraps, stores, and protects hose for improved workplace safety.
- Features Rewind Safety System up to 80% slower rewind speed as compared to conventional hose reels.

Controlled retraction reduces workplace accidents. Requires no electricity. Auto-rewind for fast easy pay out and take up. High quality heavy-duty steel construction. Smooth non-sag roller guides reduce hose wear. Multi-position arm guide adjusts for wall, ceiling or floor mounting. Powder coated for greater durability. FOB Shipping



EZ-COIL® SAFETY SERIES HEAVY DUTY HOSE REELS								
Product No.	I.D.	Length	P.S.I.	Max Temp. (°F)	Size W x H x L	Wt. (lbs.)	Price Ea.	
LOW PRESSURE								
HEZ-P-LP-350	3/8"	50'	300	150	17 1/4 x 18 1/4 x 6 1/2"	51	\$500.00	
HEZ-P-LPL-350*	3/8"	50'	300	150	17 1/4 x 18 1/4 x 6 1/2"	39	\$416.00	
HEZ-SH-450	1/2"	50'	300	150	9 1/4 x 21 x 19 1/2"	67	\$627.00	
MEDIUM PRESSURE								
HEZ-MP-450	1/2"	50'	2500	250	9 1/4 x 21 x 19 1/2"	69	\$811.00	

*Model sold less hose.

EZ-Coil® Safety Series Static Discharge Cable Reels

- Features Rewind Safety System up to 80% slower rewind speed as compared to conventional hose reels.



Static Discharge Cable Reels

Controlled retraction reduces workplace accidents. Requires no electricity. Auto-rewind for fast easy pay out and take up. High quality heavy-duty steel construction. Non-sparking ratchet locks cable at desired length. 50 amp "jaw style" grounding cable. Includes 3/8" galvanized steel cable with 3/8" orange vinyl cover. Multi-position arm guide adjusts for wall, ceiling or floor mounting. Powder coated for greater durability. FOB Shipping Point.

EZ-COIL® SAFETY SERIES STATIC DISCHARGE CABLE REELS					
Product No.	Cable Dia.	Capacity	Size W x H x L	Wt. (lbs.)	Price Ea.
HEZ-SD-50	3/8"	50'	4 x 12 x 11"	20	\$407.00
HEZ-SD-100	3/8"	100'	4 x 15 x 14 1/2"	32	\$538.00

Vacuum Reels

- Lightweight and compact.
- High quality steel construction with durable CPC™ powder coat finish.

Designed to extract unwanted fumes, particles, and by-products from your work area. Reel features heavy duty spun discs with rolled edges for greater strength. Adjustable tension brake to prevent "free-wheeling" during operation, transport, or storage. Direct hand crank reel has a solid one piece steel "U" shaped frame design. Direct connect port for vacuum hose with bullet cuffs accepts 1 1/2" - 2" cuff hoses. FOB Shipping Point.



VACUUM REELS						
Product No.	Hose Inlet	Hose Cap.	H.P.	Size W x H x L	Wt. (lbs.)	Price Ea.
HV-117H-835	1 1/2" - 2" Cuff	35'	Less than 5 H.P.	23 1/2 x 18 x 17"	35	\$505.00
HV-117H-850	1 1/2" - 2" Cuff	50'	5 H.P. or more	23 1/2 x 18 x 17"	38	\$548.00
HV-117-850*	1 1/2" - 2" Cuff	50'	5 H.P. or more	23 1/2 x 18 x 17"	30	\$357.00

*Model sold less hose.

EZ-Coil® Safety Series Electric Cord Reels

- Rewind Safety System for controlled retraction to reduce workplace accidents.
- Includes 5' pig tail and 3 pronged plug.

Features "Safe-Replace" factory cartridge style spring motor. Rolled edges on discs provide maximum protection. Multi-position locking ratchet secures cord at desired length. FOB Shipping Point.



EZ-COIL® SAFETY SERIES ELECTRIC CORD REELS								
Product No.	Accessories	Conductors AWG.	Length	Size W x H x L	Wt. (lbs.)	Price Ea.		
HEZ-PC13-5016-A	Industrial Receptacle	16	3 - 50'	8 1/2 x 14 1/2 x 13 3/4"	13	\$613.00		
HEZ-PC13-5012-B	Quad Industrial Receptacle	12	3 - 50'	8 1/2 x 14 1/2 x 13 3/4"	20	\$828.00		
HEZ-PC13-5016-E	Incandescent Cage Light	16	3 - 50'	8 1/2 x 14 1/2 x 13 3/4"	13	\$596.00		
HEZ-PC13-5012-F	Duplex G.F.C.I. Receptacle	12	3 - 50'	8 1/2 x 14 1/2 x 13 3/4"	20	\$806.00		
HEZ-PC13-5016-H	Industrial Duty LED Light	16	3 - 50'	8 1/2 x 14 1/2 x 13 3/4"	17	\$746.00		
HEZ-PC13-5016-K	Super-Bright LED Light with tool top on Handle	16	3 - 50'	8 1/2 x 14 1/2 x 13 3/4"	17	\$638.00		
HEZ-PC13-5016-M	Compact Super-Bright LED Light	16	3 - 50'	8 1/2 x 14 1/2 x 13 3/4"	17	\$603.00		

Surcharge may apply.



EZ-Coil® Safety Series Welding Hose Reels

- Same as EZ-Coil® Safety Series Supreme Duty Hose Reels, but built for Oxy-acetylene and "T" Grade gases. Spark-free ratchet locks reel at desired hose length. Double-O ring sealed swivel joint is ported for safety. FOB Shipping Point.

EZ-COIL® SAFETY SERIES WELDING HOSE REELS						
Product No.	I.D.	Length	P.S.I.	Size W x H x L	Wt. (lbs.)	Price Ea.
MODELS WITH OXY-ACETYLENE HOSE						
HEZ-P-W-125	1/2"	25'	200	8 1/2 x 18 1/4 x 17 1/4"	46	\$550.00
HEZ-SHW-150	1/2"	50'	200	10 x 21 x 19 1/2"	64	\$683.00
MODELS WITH GRADE "T" HOSE						
HEZ-P-WT-125	1/2"	25'	200	8 1/2 x 18 1/4 x 17 1/4"	46	\$591.00
HEZ-SHW-150	1/2"	50'	200	10 x 21 x 19 1/2"	64	\$770.00
MODELS LESS HOSE						
HEZ-P-WL-125	1/2"	25'	200	8 1/2 x 18 1/4 x 17 1/4"	39	\$505.00
HEZ-SHWL-150	1/2"	50'	200	10 x 21 x 19 1/2"	52	\$588.00

USA Made. 2 Year Manufacturer's Limited Warranty.

HOSE & CORD REELS

Compact Power Cord Reels

- Selection of electrical accessories.
- Compact and lightweight spring driven cord reel saves space.
- Facilitate workplace organization.



Solid one piece 12 ga. steel base and support post for maximum stability. Professional grade heavy duty construction. Durable proprietary CPC™ powder coat process. Rolled edges and ribbed discs provides strength & safety. Measures 7 1/2"W. x 10 1/2"H. x 10 1/2"L. Conductors length 3-30'. FOB Shipping Point.

Product No.	Accessories	AWG	Amps.	Wt. (lbs.)	Price Ea.
HPC10-3012-A	Single Industrial Receptacle	12 ga.	20	17	\$555.00
HPC10-3016-A	Single Industrial Receptacle	16 ga.	13	14	490.00
HPC10-3012-B	Quad Industrial Receptacle	12 ga.	20	18	668.00
HPC10-3016-E	Incandescent Cage Light	16 ga.	13	14	471.00
HPC10-3012-F	Duplex G.F.C.I. Ind. Rec.	16 ga.	13	19	624.00

Power Cord Reels



- The ideal replacement for tangled extension cords.
- Self-retracting, heavy duty cord reels provides safety and productivity.

Solid steel construction is built to perform under the toughest of working conditions, for indoor use only. Self-retracting with cartridge style spring motor. Eight position locking ratchet. 4-roller non-sag cord guide. Features

adjustable arm guide and cord stop. Supplied with 5' pigtail and 3 prong plug. 115V, 60hz single phase only. Measures 8 1/2"W x 14 1/2"H x 13 1/2"L. FOB Shipping Point.

Product No.	Accessories	Conductors	Length	Amps	Wt. (lbs.)	Price Ea.
HPC13-3512-A	Single Industrial Receptacle	12 ga.	3-35'	20	37	\$619.00
HPC13-3516-A	Single Industrial Receptacle	16 ga.	3-35'	13	34	528.00
HPC13-3012-A	Single Industrial Receptacle	12 ga.	3-50'	20	40	650.00
HPC13-5016-A	Single Industrial Receptacle	16 ga.	3-50'	13	36	531.00
HPC13-3512-B	Quad Industrial Receptacle	12 ga.	3-35'	20	38	714.00
HPC13-5012-B	Quad Industrial Receptacle	12 ga.	3-50'	20	41	746.00
HPC13-3516-E	Incandescent Cage Light	16 ga.	3-35'	13	34	507.00
HPC13-5016-E	Incandescent Cage Light	16 ga.	3-50'	13	36	514.00
HPC13-5012-F	Duplex G.F.C.I. Ind. Rec.	12 ga.	3-50'	20	42	724.00
HPC13-5016-H	Industrial Duty LED Light	16 ga.	3-50'	17	37	664.00
HPC13-5016-K	Super-Bright LED Light with tool tap on Handle	16 ga.	3-50'	17	37	556.00
HPC13-5016-M	Compact Super-Bright LED Light	16 ga.	3-50'	17	37	521.00

Surcharge may apply.

Spring Driven Welding Hose Reels

- Single pedestal reel with space saving design.

External fluid path with full-flow dual ported brass swivel. Guide arm adjusts to wall, floor and overhead position. Solid one piece, heavy gauge steel base and support for maximum stability. Professional grade heavy duty steel construction. Durable proprietary CPC™ powder coat process. Rolled edges and ribbed discs provide strength and safety. Hose I.D. 3/4" and P.S.I. of 200. FOB Shipping Point.

Product No.	Hose Length	Size W x H x L	Wt. (lbs.)	Price Ea.
HP-W-125	25'	8 1/2 x 18 1/2 x 17"	45	\$468.00
HSW-N-150	50'	10 1/2 x 21 1/2 x 19 1/2"	64	597.00
HSW-N-1100	100'	10 1/2 x 25 1/2 x 24"	84	881.00
HP-WT-125	25'	8 1/2 x 18 1/2 x 17"	46	509.00
HSW-N-150	50'	10 1/2 x 21 1/2 x 19 1/2"	64	684.00
HSW-N-1100	100'	10 1/2 x 25 1/2 x 24"	84	1,141.00

Hand Crank & Powered Rewind Hose Reel

- Handles industrial applications requiring longer hoses.
- Easily wraps, stores and protects hose improving workplace safety.
- Available in Air or Electric Motor retraction. Direct gear drive on motorized-models.
- Open hose slot design with low profile outlet riser affords even hose wraps.
- Drum lock pin on hand crank models.
- Sturdy all welded frame, no bolts.




Made from heavy gauge steel for long life. Temperature from -20°F to +225°F. FOB Shipping Point.

HAND CRANK HOSE REEL									
Product No.	1/4" I.D.	1/2" I.D.	3/4" I.D.	1" I.D.	1 1/2" I.D.	P.S.I.	Max Temp. (°F)	Size W x H x L	Wt. (lbs.)
H1125-4-100	140'	100'				3000	225	19 1/2 x 18 1/2 x 17 1/2"	36
H1125-4-200	300'	200'				3000	225	27 1/2 x 18 1/2 x 17 1/2"	39
H1125-4-325	450'	325'				3000	225	33 1/2 x 18 1/2 x 17 1/2"	48
H1125-5-100		200'	100'			3000	225	26 1/2 x 18 1/2 x 17 1/2"	42
H1125-5-250		500'	250'			3000	225	42 1/2 x 18 1/2 x 17 1/2"	59
H1125-6-50			75'	50'		3000	225	32 x 18 1/2 x 17 1/2"	55
H1125-6-100			150'	100'		3000	225	44 1/2 x 18 1/2 x 17 1/2"	69
H1175-6-50			100'	50'		3000	225	24 1/2 x 26 1/2 x 24"	67
H1175-6-100			150'	100'		3000	225	28 1/2 x 26 1/2 x 24"	70
H1175-6-150			250'	150'		3000	225	32 1/2 x 26 1/2 x 24"	75
H1175-6-200			300'	200'		3000	225	36 1/2 x 26 1/2 x 24"	83
H1185-1524			150'	100'	75'	600	225	28 1/2 x 27 x 24"	81
MODELS WITH POWERED REWIND (-A denotes Air Motor, -E denotes Electric Motor)									
H1125-4-200-A	300'	200'				3000	225	22 1/2 x 18 1/2 x 17 1/2"	47
H1125-4-325-A	450'	325'				3000	225	28 1/2 x 18 1/2 x 17 1/2"	59
H1175-6-100-A			150'	100'		3000	225	22 1/2 x 26 1/2 x 24"	78
H1185-1524-A			150'	100'	75'	600	225	25 1/2 x 27 x 24"	89
H1125-4-200-E	300'	200'				3000	225	24 1/2 x 18 1/2 x 17 1/2"	52
H1125-4-325-E	450'	325'				3000	225	30 1/2 x 18 1/2 x 17 1/2"	61
H1175-6-100-E			150'	100'		3000	225	24 1/2 x 26 1/2 x 24"	83
H1185-1524-E			150'	100'	75'	600	225	30 1/2 x 27 x 24"	94

Portable & Fixed Mount Hand Crank Hose Reels

- Features all steel construction portables have 1" and 1 1/2" tubular steel frames.
- High performance compact lightweight hand crank hose reel.



Perfect for jobsite or permanent mount. Use for air, pressure wash, steam cleaning, as well as washdown. Temperatures from -20°F to +225°F. Full flow brass swivel. FOB Shipping Point.

Ltr.	Product No.	Hose Cap. 3/4"	Hose Cap. 1/2"	P.S.I.	Size W x H x L	Wt. (lbs.)	Price Ea.
A	H112-3-50	50'		4000	14 1/2 x 13 x 12"	15	\$236.00
A	H112-3-100	100'		4000	18 1/2 x 13 x 12"	19	236.00
A	H112-3-150	150'		4000	19 1/2 x 13 x 12"	21	243.00
A	H117-3-400	400'		4000	19 1/2 x 18 x 17"	33	285.00
A	H112-4-75		75'	4000	24 1/2 x 13 x 12"	21	260.00
A	H117-4-225		225'	4000	20 x 18 x 17"	33	295.00
B	H117-4-225-DM	325'	225'	4000	24 1/2 x 40 x 19"	39	439.00
B	H112-3-100-CM	100'		4000	18 1/2 x 14 x 13"	18	282.00
C	H112-3-150-CM	150'		4000	23 x 14 x 13"	22	287.00

Compact Welding Cable Reels

- Solid one piece, heavy gauge steel "U" shaped frame with open drum design.

Bronze self-lubricated spherical bearings at each end, designed for heavy duty applications. Adjustable tension brake to prevent "free-wheeling" during operation, transport or storage. FOB Shipping Point.

Product No.	Hose Cap.	Size W x H x L	Wt. (lbs.)	Price Ea.
H112WCL-6-20	100'	18 x 13 x 12"	19	\$699.00
H112WCL-6-10	100'	18 x 13 x 12"	19	699.00
H112WCL-6-01	150'	18 x 13 x 12"	19	699.00
H112WCL-6-02	165'	18 x 13 x 12"	19	699.00

Hand Crank Welding Cable Reels

- Designed for electrode and grounding lead applications.

All welded steel "A" frame construction for superior reel structure. Narrow width for convenient installation in restricted spaces. Adjustable tension brake to prevent "free-wheeling" during operation. FOB Shipping Point.

Product No.	Cable Cap. by Gauge	Size W x H x L	Wt. (lbs.)	Price Ea.
H1125WCL-6-C	300' #2 250' #1/0 200' #2/0 150' #3/0	18 1/2 x 13 x 12"	38	\$858.00
H1125WCL-12-C	600' #2 500' #1/0 400' #2/0 300' #3/0	24 1/2 x 18 1/2 x 17 1/2"	45	858.00

USA Made. 2 Year Manufacturer's Limited Warranty.

HOSE & CORD REELS



Performance Hose Reels

- Prevent accidents and injury by keeping hoses off the floor with these fast-acting hose reels.

Made of heavy gauge steel with non-corrosive components for long life. Full tension free control of hose area is provided by a multi-position ratchet...saves time. Rugged spring motor balanced to each reel capacity is protected and easily replaced. Each hose reel is designed for maximum unrestricted flow. They rotate freely with leak-proof

double duty seals. Floor, wall or ceiling mounted. Working pressure to 300 PSI, Temperatures to 200°F. Complete with hose & hose stop. FOB Shipping Point.

Product No.	Hose Length	I.D.	P.S.I.	Size W x H x L	Wt (lbs.)	Price Ea.
HP-LP-115	15'	1/2"	300	6 x 14 1/2 x 13 3/4"	25	\$249.00
HP-LP-125	25'	1/2"	300	6 x 14 1/2 x 13 3/4"	27	277.00
HP-LP-135	35'	1/2"	300	8 1/2 x 17 1/4 x 15 1/8"	28	296.00
HP-LP-150	50'	1/2"	300	9 1/4 x 17 1/4 x 15 1/8"	40	379.00
HP-LP-315	15'	3/8"	300	6 1/4 x 14 1/4 x 13 3/4"	27	257.00
HP-LP-325	25'	3/8"	300	8 1/4 x 17 1/4 x 15 1/8"	28	302.00
HP-LP-350	50'	3/8"	300	8 1/4 x 21 1/4 x 15 1/8"	43	418.00
HP-LP-425	25'	1/2"	300	9 1/4 x 17 1/4 x 15 1/8"	44	368.00
HP-LP-450	50'	1/2"	300	9 1/4 x 17 1/4 x 15 1/8"	50	472.00

Supreme Duty Hose Reels

- Built for rugged duty applications that demand extra strength.

Pedestal style base and arms support reel on both sides. Triple support points to the center shaft. Auto-rewind for fast easy pay out and take up. Smooth non-sag roller guides reduce positioning. Multi-position arm guide adjusts for wall, ceiling or floor mounting. FOB Shipping Point.



Product No.	I.D.	Length	P.S.I.	Max. Temp. (°F)	Size W x H x L	Wt. (lbs.)	Price Ea.
LOW PRESSURE							
HTSH-N-350	3/8"	50'	300	150	9 1/4 x 21 1/4 x 19 1/2"	61	\$591.00
HTSH-N-375	3/8"	75'	300	150	9 1/4 x 21 1/4 x 24"	82	768.00
HTSH-N-3100	3/8"	100'	300	150	9 1/4 x 21 1/4 x 24"	85	847.00
HTSH-N-450	1/2"	50'	300	150	9 1/4 x 21 1/4 x 19 1/2"	63	622.00
HTSH-N-475	1/2"	75'	300	150	9 1/4 x 21 1/4 x 24"	82	807.00
HTSH-N-4100	1/2"	100'	300	150	9 1/4 x 21 1/4 x 24"	95	859.00
HTSH-N-535	3/4"	35'	300	150	9 1/4 x 21 1/4 x 24"	77	759.00
HTSH-N-550	3/4"	50'	300	150	9 1/4 x 21 1/4 x 24"	83	807.00
HTSH-N-575	3/4"	75'	300	150	12 x 21 1/4 x 24"	93	1,054.00
HTSH-N-635	1"	35'	300	150	10 x 21 1/4 x 24"	92	1,107.00
MEDIUM PRESSURE							
HTMP-N-350	3/8"	50'	3000	250	9 1/4 x 21 1/4 x 19 1/2"	74	804.00
HTMP-N-450	1/2"	50'	3000	250	9 1/4 x 21 1/4 x 19 1/2"	77	818.00
HIGH PRESSURE							
HTHP-N-150	1/2"	50'	5000	250	9 1/4 x 21 1/4 x 19 1/2"	74	865.00
HTHP-N-350	3/8"	50'	4000	250	9 1/4 x 21 1/4 x 19 1/2"	78	872.00



Large Volume Hose Reels

- Features four roller, ball bearing hose guide for friction free movement in all directions.

Fully enclosed spring rewind reel is designed to handle temperatures up to 225°F and pressures up to 300 PSI. Also features full flow swivel, six position

locking mechanism and heavy duty frame and drum assembly for ease of operation and long life. Spring motor enclosed in safe replace cartridge. Hose not included. FOB Shipping Point.

Product No.	Hose Cap. of Reel in Feet	Inlet/Outlet Size I.P.T.	Size W x H x L	Wt. (lbs.)	Price Ea.
HSLPL-625	25	1"	20 1/2 x 20 1/2 x 22 1/2"	90	\$945.00
HSLPL-675	75	1"	21 x 28 1/2 x 30"	148	1,218.00
HSLPL-835	35	1 1/2"	18 x 10 1/2 x 30"	120	1,388.00
HSLPL-850	50	1 1/2"	20 x 28 1/2 x 30"	138	1,388.00

Compact Efficient Hose Reels

- Professional grade heavy duty steel construction.

Compact and lightweight spring driven hose reel save space and facilitate workplace organization. Solid one piece, 12 ga. steel base and support post for maximum stability. External fluid path with machined from solid brass full-flow swivel. Durable proprietary CPC™ powder coat process. Rolled edges and ribbed discs provide strength and safety. FOB Shipping Point.



Product No.	I.D.	Length	P.S.I.	Size W x H x L	Wt. (lbs.)	Price Ea.
HLG-LP-115	1/2"	15'	300	5 1/4 x 10 1/2 x 10 1/2"	9	\$236.00
HLG-LP-125	1/2"	25'	300	5 1/4 x 10 1/2 x 10 1/2"	11	242.00
HLG-LP-310	3/8"	10'	300	5 1/4 x 10 1/2 x 10 1/2"	9	235.00
HLG-LP-320	3/8"	20'	300	5 1/4 x 10 1/2 x 10 1/2"	11	242.00



Heavy Duty Hose Reel

- Professional grade heavy duty steel construction.

Sturdy single pedestal reel features Coxreels' exclusive Super Hub™ dual axle support system. Guide arm adjusts to wall, floor, vehicle and overhead positions. Solid one piece heavy gauge 1/2" steel base and support post for maximum stability. External fluid path with machined from solid brass full-flow swivel. Enclosed factory tuned and matched cartridge style spring motor. Durable proprietary CPC™ powder coat process. Rolled edges and ribbed discs provide strength and safety. FOB Shipping Point.

Product No.	I.D.	Length	P.S.I.	Size W x H x L	Wt. (lbs.)	Price Ea.
LOW PRESSURE						
HSH-N-350	3/8"	50'	300	8 1/4 x 21 1/4 x 19 1/2"	50	\$508.00
HSH-N-375	3/8"	75'	300	8 1/4 x 21 1/4 x 24"	68	635.00
HSH-N-450	1/2"	50'	300	8 1/4 x 21 1/4 x 19 1/2"	54	541.00
HSH-N-475	1/2"	75'	300	8 1/4 x 25 1/2 x 24"	68	743.00
MEDIUM PRESSURE						
HMP-N-350	3/8"	50'	3000	8 1/4 x 21 1/4 x 19 1/2"	65	707.00
HMP-N-450	1/2"	50'	2500	8 1/4 x 25 1/2 x 19 1/2"	67	725.00
HIGH PRESSURE						
HHP-N-150	1/2"	50'	5000	8 1/4 x 21 1/4 x 19 1/2"	64	752.00
HHP-N-350	3/8"	50'	4000	9 1/4 x 25 1/2 x 19 1/2"	65	797.00

Side Mount Hose Reel

- Rolled edges and ribbed discs provide strength and safety.

Side mount design for vertical flat surface, cabinet or enclosed space mounts. 2-bolt mounting pattern easily mounts and detaches for temporary or permanent installation. Solid one piece, heavy gauge 1/4" steel arm base maximum stability. Enclosed factory tuned and matched cartridge style spring motor. Professional grade heavy duty steel construction. Durable proprietary CPC™ powder coat process. FOB Shipping Point.



Product No.	I.D.	Length	P.S.I.	Size W x H x L	Wt. (lbs.)	Price Ea.
HSG13-L325	3/8"	25'	300	6 1/4 x 15 1/2 x 13 1/2"	26	\$320.00
HSG17-L350	3/8"	50'	300	6 1/4 x 19 1/2 x 17"	40	445.00
HSG17-L430	1/2"	30'	300	6 1/4 x 19 1/2 x 17"	42	404.00
HSG19-L450	1/2"	50'	300	8 1/4 x 22 x 19 1/2"	52	596.00



Dual Purpose Hose Reel

- Professional grade heavy duty steel construction.

Compact two reel assembly for dual hose applications, each reel operates independently. Guide arm adjusts to wall, floor and overhead positions. Single expanded, 1/2" steel mounting base for increased stability and space efficiency. One mounting pattern allows 1/2 the installation time required to install 2 reels at one station. 1" solid steel axle and lubricated precision bearings for smooth rotation. Durable proprietary CPC™ powder coat process. Rolled edges and ribbed discs provide strength and safety. FOB Shipping Point.

Product No.	I.D.	Length	P.S.I.	Size W x H x L	Wt. (lbs.)	Price Ea.
HC-LP-325-325	3/8"	25'	300	11 1/2 x 18 1/2 x 17"	67	\$631.00
HC-LP-335-335	3/8"	35'	300	11 1/2 x 18 1/2 x 17"	69	739.00
HC-LP-350-350	3/8"	50'	300	11 1/2 x 18 1/2 x 17"	78	805.00
HC-LP-425-425	1/2"	25'	300	11 1/2 x 18 1/2 x 17"	70	717.00

AIR/ELECTRIC COMBO REELS

Product No.	Accessories	Conductors	Length	Amps.	Size W x H x L	Wt. (lbs.)	Price Ea.
HC-L350-5016-A	Single Industrial Receptacle	16 ga.	3-50'	13	16 x 18 1/2 x 17"	94	\$978.00
HC-L350-5012-B	Quad Industrial Receptacle	12 ga.	3-50'	20	16 x 18 1/2 x 17"	97	1,220.00
HC-L350-5016-E	Incandescent Cage Light	16 ga.	3-50'	13	16 x 18 1/2 x 17"	94	1,011.00
HC-L350-5012-F	Duplex GFCI Industrial Receptacle	16 ga.	3-50'	13	16 x 18 1/2 x 17"	96	1,205.00

Surcharge may apply.

USA Made. 2 Year Manufacturer's Limited Warranty.

STACK & HANG BINS




QUANTUM® STORAGE SYSTEMS

Ultra Stacking & Hang Bins

- Strong, versatile competitively priced containers are made from heavy duty polypropylene for lifetime use.
- Efficiently store and organize small parts and supplies in these rugged, reinforced containers.

Won't rust or corrode and are unaffected by weak acids and alkalis. Bins stack or hang on straight edge rails or louvered panels. Insertion of unique clear, see-through windows double storage capacity and converts bin into a true carrying tote. Available in Black, Yellow, Blue, Red, Ivory or Green -- please specify. FOB Shipping Point.

Conductive Stack & Hang Bins are engineered for electronic components, assemblies, and loaded circuit boards. Bins are molded with a carbon filled copolymer polypropylene material which protects sensitive electronic components from typical electro magnetic interference (EMI). Bins remain permanently conductive and are unaffected by normal cleansers. Surface Resistivity is less than 10⁹ Ohms-per square when tested per ASTM-D257. Electrostatic Decay Rate is tested to meet Mil Spec Mil-B-81075B at less than 0.1 seconds. Available in Black. FOB Shipping Point.



STACK & HANG BINS					WINDOW				DIVIDER			CONDUCTIVE BINS			DIVIDER		
Product No.	Outside Dimensions L x W x H	Ctn. Qty.	Wt. (lbs.) Ctn.	Price Ea.	Product No.	Ctn. Qty.	Price Per Pkg.		Product No.	Ctn. Qty.	Price Per Pkg.	Product No.	Ctn. Qty.	Price Ea.	Product No.	Ctn. Qty.	Price Per Pkg.
HQUS210	5 1/2 x 4 1/2 x 3"	24	6	\$1.58	-	-	-		HDUS210	6	\$7.49	HQUS210CO	24	\$5.09	HDUS210CO	6	\$22.46
HQUS220	7 1/2 x 4 1/2 x 3"	24	8	2.30	-	-	-		HDUS220	6	8.39	HQUS220CO	24	6.78	HDUS220CO	6	24.88
HQUS221	9 1/4 x 6 x 5"	12	6	4.63	HWUS221	12	\$29.36		HDUS221	6	12.70	-	-	-	-	-	-
HQUS224	10 1/2 x 4 1/2 x 4"	12	8	4.04	HWUS224	12	26.81		HDUS224	6	13.73	-	-	-	-	-	-
HQUS230	10 1/2 x 5 1/2 x 5"	12	10	5.42	HWUS230	12	27.58		HDUS230	6	13.57	HQUS230CO	12	15.87	HDUS230CO	6	42.37
HQUS232	5 1/2 x 11 x 3"	8	5	5.97	-	-	-		HDUS210	6	7.49	-	-	-	-	-	-
HQUS234	14 1/4 x 5 1/2 x 5"	12	14	7.48	HWUS234	12	27.58		HDUS234	6	17.10	-	-	-	-	-	-
HQUS235	10 1/2 x 11 x 5"	6	10	10.49	HWUS235	6	19.57		HDUS235	6	13.57	HQUS235CO	6	24.45	HDUS235CO	6	42.37
HQUS236	7 1/2 x 11 x 3"	8	9	8.75	-	-	-		HDUS220	6	8.39	-	-	-	-	-	-
HQUS238	18 x 5 1/2 x 5"	12	16	10.90	HWUS230	12	27.58		HDUS238	6	22.87	-	-	-	-	-	-
HQUS239	10 1/2 x 8 1/2 x 7"	6	10	11.13	HWUS239	6	18.03		HDUS239	6	20.91	HQUS239CO	6	38.82	HDUS239CO	6	72.94
HQUS240	14 1/4 x 8 1/2 x 7"	12	24	11.66	HWUS240	6	18.03		HDUS240	6	19.97	HQUS240CO	12	41.18	HDUS240CO	6	85.78
HQUS241	13 1/2 x 8 1/2 x 6"	12	22	12.64	HWUS241	12	34.06		HDUS241	6	19.90	-	-	-	-	-	-
HQUS242	13 1/2 x 8 1/2 x 8"	12	25	14.24	HWUS242	12	37.13		HDUS242	6	22.66	-	-	-	-	-	-
HQUS245	10 1/2 x 16 1/2 x 5"	6	13	15.52	HWUS245	6	35.31		HDUS245	6	14.07	-	-	-	-	-	-
HQUS248	18 x 8 1/2 x 7"	6	19	16.12	HWUS240	6	18.03		HDUS248	6	28.82	-	-	-	-	-	-
HQUS250	14 1/4 x 16 1/2 x 7"	6	21	16.76	HWUS250	6	47.36		HDUS250	6	19.97	HQUS250CO	6	71.57	HDUS250CO	6	85.78
HQUS255	16 x 11 x 8"	4	14	20.12	HWUS255	4	29.78		HDUS255	6	39.18	HQUS255CO	4	88.64	HDUS255CO	6	108.94
HQUS260	18 x 11 x 10"	4	17	27.78	HWUS260	4	30.93		HDUS260	6	29.93	HQUS260CO	4	100.34	HDUS260CO	6	131.25
HQUS265	18 x 8 1/2 x 9"	6	17	21.52	HWUS265	6	29.57		HDUS265	6	33.30	-	-	-	-	-	-
HQUS270	18 x 16 1/2 x 11"	3	16	34.51	HWUS270	3	22.85		HDUS270	6	40.48	HQUS270CO	3	145.57	HDUS270CO	6	135.25

24", 30" & 36" Hulk Containers

- Spacious bins for storage of large supplies, parts or tools.

Minimize parts handling time. Molded high-density polypropylene. Waterproof and resists rust and corrosion. Autoclavable up to 250° F. Hulk Containers available in Yellow, Blue, and Red -- please specify. FOB Shipping Point.



HULK CONTAINERS					CLEAR WINDOW			DIVIDER		
Product No.	Outside Dimensions L x W x H	Ctn. Qty.	Wt. (lbs.) Ctn.	Price Ea.	Product No.	Pkg. Qty.	Price Per Pkg.	Product No.	Pkg. Qty.	Price Per Pkg.
24" CONTAINERS										
HQUS950	23 1/2 x 8 1/2 x 7"	6	17	\$31.63	HWUS950/970	6	\$30.96	HDUS950	6	\$56.10
HQUS951	23 1/2 x 8 1/2 x 9"	6	20	34.10	HWUS951	6	38.88	HDUS951	6	59.45
HQUS952	23 1/2 x 11 x 7"	4	14	36.45	HWUS952	4	22.75	HDUS952	6	56.10
HQUS953	23 1/2 x 11 x 10"	4	17	40.06	HWUS953/973	4	37.87	HDUS953	6	71.13
HQUS954	23 1/2 x 16 1/2 x 11"	1	6	51.15	HWUS954/974	1	9.46	HDUS954	6	86.94
HQUS964MOB*	23 1/2 x 16 1/2 x 11"	1	8	89.22	HWUS954/974	1	9.46	HDUS954	6	86.94
HQUS955	23 1/2 x 18 1/2 x 12"	1	6	52.15	HWUS955/975	1	13.99	HDUS955	6	88.49
HQUS965MOB*	23 1/2 x 18 1/2 x 12"	1	9	90.24	HWUS955/975	1	13.99	HDUS955	6	88.49
HQUS957	23 1/2 x 22 1/2 x 12"	1	8	62.69	HWUS957	1	14.69	HDUS957	6	92.22
HQUS967MOB*	23 1/2 x 22 1/2 x 12"	1	10	100.76	HWUS957	1	14.69	HDUS957	6	92.22
30" CONTAINERS										
HQUS970	29 1/2 x 8 1/2 x 7"	6	21	45.19	HWUS950/970	6	30.96	HDUS970	6	100.09
HQUS973	29 1/2 x 11 x 10"	4	20	47.78	HWUS953/973	4	37.87	HDUS973	4	80.42
HQUS974	29 1/2 x 16 1/2 x 11"	1	7	59.00	HWUS954/974	1	9.46	HDUS974	1	22.78
HQUS984MOB*	29 1/2 x 16 1/2 x 11"	1	9	97.07	HWUS954/974	1	9.46	HDUS974	1	22.78
HQUS975	29 1/2 x 18 1/2 x 12"	1	8	65.91	HWUS955/975	1	13.99	HDUS975	1	25.75
HQUS985MOB*	29 1/2 x 18 1/2 x 12"	1	10	104.00	HWUS955/975	1	13.99	HDUS975	1	25.75
HQUS976	29 1/2 x 16 1/2 x 15"	1	9	81.13	HWUS976	1	14.18	HDUS976	1	28.55
HQUS986MOB*	29 1/2 x 16 1/2 x 15"	1	11	119.21	HWUS976	1	14.18	HDUS976	1	28.55
36" CONTAINERS										
HQUS993	35 1/2 x 16 1/2 x 17 1/2"	1	13	111.24	-	-	-	HDUS993	1	34.84
HQUS994MOB*	35 1/2 x 16 1/2 x 17 1/2"	1	16	149.31	-	-	-	HDUS993	1	34.84
HQUS995	35 1/2 x 19 x 17 1/2"	1	14	121.27	-	-	-	HDUS995	1	34.84
HQUS996MOB*	35 1/2 x 19 x 17 1/2"	1	17	159.34	-	-	-	HDUS995	1	34.84
HQUS997	35 1/2 x 23 1/2 x 17 1/2"	1	17	149.60	-	-	-	HDUS997	1	34.84
HQUS998MOB*	35 1/2 x 23 1/2 x 17 1/2"	1	19	187.67	-	-	-	HDUS997	1	34.84

*Mobile Containers - Addition of casters will increase overall bin height by approximately 3 1/4".

42" Rackbin Containers

- These extra large bins offer a generous 42" length to store your larger items.

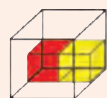
42" length ensures no wasted space on 42" deep rack. Rackbin 42" Containers available in Blue and Gray -- please specify. FOB Shipping Point.

42" RACKBIN CONTAINERS				
Product No.	Outside Dimensions L x W x H	Ctn. Qty.	Wt. (lbs.) Ctn.	Price Ea.
HQRB166	41 1/2 x 16 1/2 x 17 1/2"	1	16	\$112.54
HQRB176MOB*	41 1/2 x 16 1/2 x 17 1/2"	1	20	150.61
HQRB206	41 1/2 x 19 x 17 1/2"	1	17	126.93
HQRB216MOB*	41 1/2 x 19 x 17 1/2"	1	22	165.00
HQRB246	41 1/2 x 23 1/2 x 17 1/2"	1	19	135.76
HQRB256MOB*	41 1/2 x 23 1/2 x 17 1/2"	1	25	173.84

*Mobile Containers - Addition of casters will increase overall bin height by approximately 3 1/4".



STACKABLE SHELF BINS & EURO DRAWERS



QUANTUM® STORAGE SYSTEMS

Stackable Shelf Bins

• Waterproof bins resist rust and corrosion.

Quantum's exclusive Stackable Shelf Bins are an industry first and are ideal for medium size and large or heavy item storage. These strong, durable polypropylene bins are available in 4 lengths and 3 widths. 12", 14" and 18" deep bins have a built in rear hanger which allows bin to hang from louvered panels and rails. Bins have a raised front opening when compared to any like product allowing you to truly maximize the complete bin's storage capacity. Optional cross dividers allow flexibility and keep parts organized. Large molded in front label slots for ID labels. Autoclavable up to 250°F and resistant to extreme cold. Available in Black, Blue, Gray, Ivory and Orange -- please specify. FOB Shipping Point.

STACKABLE SHELF BINS						DIVIDERS		WIRE SHELVING SYSTEMS					
Product No.	Outside Dims. L x W x H	Inside Dims. L x W x H	Ctn. Qty.	Ctn. Wt. (lbs.)	Price Ea.	Product No.	Price 6/Ctn.	Product No.	Size W x D x H	No. Shelves	No. Bins	Wt. (lbs.)	Price Ea.
HSSB423	12 x 8¼ x 7"	11½ x 7¾ x 6½"	6	9	\$13.19	HDSS403	\$18.37	HWR8-423	12 x 36 x 74"	8	28	114	\$808.69
HSSB425	12 x 11 x 7"	11½ x 10½ x 6½"	6	10	15.09	HDSS405	21.87	HWR8-425	12 x 36 x 74"	8	21	107	684.40
HSSB441	14 x 6 x 7"	13½ x 5¾ x 6½"	6	10	15.27	HDSS401	16.01	HWR8-441	14 x 36 x 74"	8	35	136	1,007.90
HSSB443	14 x 8½ x 7"	13¾ x 7¾ x 6½"	12	21	16.64	HDSS403	18.37	HWR8-443	14 x 36 x 74"	8	28	129	923.99
HSSB445	14 x 11 x 7"	13¾ x 10½ x 6½"	6	12	18.58	HDSS405	21.87	HWR8-445	14 x 36 x 74"	8	21	122	848.34
HSSB461	18 x 6 x 7"	17½ x 5¾ x 6½"	6	16	21.49	HDSS401	16.01	HWR8-461	18 x 36 x 74"	8	35	190	1,280.00
HSSB463	18 x 8½ x 7"	17½ x 7¾ x 6½"	6	18	24.67	HDSS403	18.37	HWR8-463	18 x 36 x 74"	8	28	180	1,196.94
HSSB465	18 x 11 x 7"	17½ x 10½ x 6½"	6	20	26.82	HDSS405	21.87	HWR8-465	18 x 36 x 74"	8	21	184	1,069.52
HSSB483	20½ x 8½ x 7"	20 x 7¾ x 6½"	6	20	27.04	HDSS403	18.37	HWR8-483	21 x 36 x 74"	8	28	196	1,323.72
HSSB485	20½ x 11 x 7"	20 x 10½ x 6½"	6	27	29.21	HDSS405	21.87	HWR8-485	21 x 36 x 74"	8	21	198	1,179.76




HWR8-425

Quantum Super Tuff Euro Drawers

• Designed for efficient organization of heavy parts, supplies, tools or equipment.

Made of injection molded from a virgin grade high impact polystyrene -- virtually unbreakable. With a full 12 ga. wall thickness, these heavy duty bins can be used on open and closed shelf units and pick racks. Available in Blue, Yellow, Gray or Red -- please specify. FOB Shipping Point.



SUPER TUFF EURO DRAWERS						DIVIDERS		
Product No.	Outside Dimensions L x W x H	Bin Qty. Ctn.	Wt. (lbs.) Ctn.	Price Ea.		Product No.	Pkg. Qty.	Price Per Pkg
HQED401	11 1/2 x 5 1/2 x 2 3/4"	24	17	\$7.69		HDIV401	4	\$6.87
HQED501	11 1/2 x 3 1/2 x 4 1/2"	24	18	9.43		HDIV501/604	4	7.79
HQED601	11 1/2 x 5 1/2 x 4 1/2"	24	23	9.87		HDIV6123	4	8.66
HQED701	11 1/2 x 8 x 4 1/2"	24	34	12.10		HDIV701/606	4	10.99
HQED801	11 1/2 x 11 1/2 x 4 1/2"	12	18	13.46		HDIV801	4	12.04
HQED604	17 1/2 x 3 1/2 x 4 1/2"	24	28	10.97		HDIV501/604	4	7.79
HQED602	17 1/2 x 5 1/2 x 4 1/2"	24	33	12.72		HDIV6123	4	8.66
HQED606	17 1/2 x 8 x 4 1/2"	24	40	15.91		HDIV701/606	4	10.99
HQED603	23 1/2 x 5 1/2 x 4 1/2"	12	25	16.72		HDIV6123	4	8.66

Euro Drawer Shelving Systems

Save time locating parts using our tough Euro Drawers with our sturdy open or closed steel shelving. 36" wide x 75" or 39" high units offer heavy-duty, high grade shelving with a 400 lb. capacity per shelf. Closed shelving provides a dust free environment for stored parts. Shelving is Gray in color. Drawers are available in Blue, Yellow, Gray or Red -- please specify. FOB Shipping Point.




HCL1875-624

H1239-601

HQPRHA-601

HEAVY-DUTY STEEL SHELVING UNITS						
Product No.	Size D x W x H	Qty. Bins	Bin Size L x W x H	No. Shelves	Wt. (lbs.)	Price Ea.
OPEN STEEL SHELVING UNITS						
H1275-501	12 x 36 x 75"	108 QED501	11 1/2 x 3 1/2 x 4 1/2"	13	173	\$1,572.97
H1275-601	12 x 36 x 75"	72 QED601	11 1/2 x 5 1/2 x 4 1/2"	13	150	1,264.09
H1275-701	12 x 36 x 75"	48 QED701	11 1/2 x 8 x 4 1/2"	13	149	1,135.46
H1275-801	12 x 36 x 75"	36 QED801	11 1/2 x 11 1/2 x 4 1/2"	13	147	1,038.54
H1239-601	12 x 36 x 39"	36 QED601	11 1/2 x 5 1/2 x 4 1/2"	7	78	597.21
H1875-602	18 x 36 x 75"	72 QED602	17 1/2 x 5 1/2 x 4 1/2"	13	213	1,649.10
H1875-604	18 x 36 x 75"	108 QED604	17 1/2 x 3 1/2 x 4 1/2"	13	245	1,918.21
H1875-624	18 x 36 x 75"	36 QED602	17 1/2 x 5 1/2 x 4 1/2"	13	229	1,783.66
		54 QED604	17 1/2 x 3 1/2 x 4 1/2"			
H1875-606	18 x 36 x 75"	48 QED606	17 1/2 x 8 x 4 1/2"	13	204	1,497.00
H1839-602	18 x 36 x 39"	36 QED602	17 1/2 x 5 1/2 x 4 1/2"	7	113	829.94
H1839-604	18 x 36 x 39"	54 QED604	17 1/2 x 3 1/2 x 4 1/2"	7	129	1,030.33
CLOSED STEEL SHELVING UNITS						
HCL1275-501	12 x 36 x 75"	108 QED501	11 1/2 x 3 1/2 x 4 1/2"	13	215	1,838.22
HCL1275-601	12 x 36 x 75"	72 QED601	11 1/2 x 5 1/2 x 4 1/2"	13	192	1,529.34
HCL1275-701	12 x 36 x 75"	48 QED701	11 1/2 x 8 x 4 1/2"	13	171	1,400.72
HCL1275-801	12 x 36 x 75"	36 QED801	11 1/2 x 11 1/2 x 4 1/2"	13	189	1,303.79
HCL1239-601	12 x 36 x 39"	36 QED601	11 1/2 x 5 1/2 x 4 1/2"	7	99	793.03
HCL1875-602	18 x 36 x 75"	72 QED602	17 1/2 x 5 1/2 x 4 1/2"	13	266	1,965.07
HCL1875-604	18 x 36 x 75"	108 QED604	17 1/2 x 3 1/2 x 4 1/2"	13	287	2,234.18
HCL1875-624	18 x 36 x 75"	36 QED602	17 1/2 x 5 1/2 x 4 1/2"	13	276	2,099.63
		54 QED604	17 1/2 x 3 1/2 x 4 1/2"			
HCL1875-606	18 x 36 x 75"	48 QED606	17 1/2 x 8 x 4 1/2"	13	237	1,812.96
HCL1839-602	18 x 36 x 39"	36 QED602	17 1/2 x 5 1/2 x 4 1/2"	7	139	987.93
HCL1839-604	18 x 36 x 39"	54 QED604	17 1/2 x 3 1/2 x 4 1/2"	7	155	1,122.48



HQPRD-601 and HQDU-00 Mobile Kit

Pick Rack SYSTEMS

- High density, easy access Pick Racks -- sloped shelving units.
- Systems sold complete with bins.

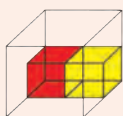
Sturdy steel racks with Super Tuff Euro Drawers create an efficient flow rack. Sloped shelving provides easy access to stored items. Drawers can be removed from racks easily. These gray baked enamel, free standing racks assemble easily. Mobile unit has a 500 lb. capacity and is equipped with 2 swivel, 2 rigid casters. Drawers are available in Blue, Yellow, Gray or Red -- please specify. One color per unit. FOB Shipping Point.

HIGH DENSITY PICK RACK SYSTEMS -- SLOPED SHELVING UNITS						
Product No.	Rack Size D x W x H	No. Of Bins	Bin Size L x W x H	No. Shelves	Wt. (lbs.)	Price Ea.
BENCH UNITS						
HQPRHA-501	12 x 36 x 21"	27	11½ x 3½ x 4½"	3	48	\$460.03
HQPRHA-601	12 x 36 x 21"	18	11½ x 5½ x 4½"	3	42	354.51
HQPRHA-701	12 x 36 x 21"	12	11½ x 8½ x 4½"	3	42	370.79
SINGLE SIDED						
HQPRS-501	12 x 36 x 60"	72	11½ x 3½ x 4½"	8	110	1,075.43
HQPRS-601	12 x 36 x 60"	48	11½ x 5½ x 4½"	8	91	869.51
HQPRS-701	12 x 36 x 60"	32	11½ x 8½ x 4½"	8	95	783.76
HQPRS-801	12 x 36 x 60"	24	11½ x 11½ x 4½"	8	93	719.13
DOUBLE SIDED*						
HQPRD-501	24 x 36 x 60"	144	11½ x 3½ x 4½"	16	220	2,150.85
HQPRD-601	24 x 36 x 60"	96	11½ x 5½ x 4½"	16	190	1,739.00
HQPRD-701	24 x 36 x 60"	64	11½ x 8½ x 4½"	16	189	1,567.51
HQPRD-801	24 x 36 x 60"	48	11½ x 11½ x 4½"	16	186	1,438.27

*All Double Sided Units available as Mobile Units with addition of mobile kit.

HQDU-00 Mobile Kit for Double Sided Units. Wt. 25 (lbs.) Price Ea. \$340.78

STORAGE BINS



QUANTUM[®]
STORAGE
SYSTEMS



H1839-104



Rear "V" lock enables bins to be hung from shelf above when in use.

**IDENTIFY
PARTS
easily.**

Shelf Bin Units -- Complete Packages

• Economical bin storage system includes durable Plastic Shelf Bins and a 36"W standard shelving.

Rugged 350 lb. capacity per shelf, standard shelving unit will keep parts organized and readily accessible. Gray enamel finish will not rust or corrode. 12-HQSB100, 8-HQSB101, 5-HQSB102, 4-HQSB107, 3-HQSB109 fit across a standard 36"W x 12"D shelf. 8-HQSB103, 5-HQSB104, 4-HQSB108, 3-HQSB110 fit across a 36"W x 18"D shelf. Bins are available in Blue, Yellow, Red, Green, Ivory or Black -- please specify. FOB Shipping Point.

Product No.	Size D x W x H	Qty. Bins	Bin Size	No. Shelves	Wt. (lbs.)	Price Ea.
H1275-100	12 x 36 x 75"	144 - HQSB100	1 1/2" x 2 3/4" x 4"	13	155	\$712.31
H1275-101	12 x 36 x 75"	96 - HQSB101	1 1/2" x 4" x 4"	13	139	659.25
H1275-102	12 x 36 x 75"	60 - HQSB102	1 1/2" x 6" x 4"	13	131	623.16
H1275-107	12 x 36 x 75"	48 - HQSB107	1 1/2" x 8" x 4"	13	123	606.93
H1275-109	12 x 36 x 75"	36 - HQSB109	1 1/2" x 11" x 4"	13	125	646.61
H1239-100	12 x 36 x 39"	72 - HQSB100	1 1/2" x 2 3/4" x 4"	7	78	378.28
H1239-101	12 x 36 x 39"	48 - HQSB101	1 1/2" x 4" x 4"	7	78	355.96
H1239-102	12 x 36 x 39"	30 - HQSB102	1 1/2" x 6" x 4"	7	66	333.70
H1875-103	18 x 36 x 75"	96 - HQSB103	1 7/8" x 4" x 4"	13	198	875.01
H1875-104	18 x 36 x 75"	60 - HQSB104	1 7/8" x 6" x 4"	13	162	821.46
H1875-108	18 x 36 x 75"	48 - HQSB108	1 7/8" x 8" x 4"	13	162	875.43
H1875-110	18 x 36 x 75"	36 - HQSB110	1 7/8" x 11" x 4"	13	158	881.82
H1839-103	18 x 36 x 39"	48 - HQSB103	1 7/8" x 4" x 4"	7	107	441.72
H1839-104	18 x 36 x 39"	30 - HQSB104	1 7/8" x 6" x 4"	7	96	414.93




H1275-102


Pick Rack SYSTEMS

- High density, easy access Pick Racks — sloped shelving units.
- Systems sold complete with bins.

Identify parts easily with these durable Pick Racks which provide a high density, easy access, sloped shelving system which are available as a bench rack, single, double sided and mobile units. Systems sold complete with bins. 4"H bins available in Blue, Yellow, Red, Green, Black or Ivory. 6"H bins available in Blue, Red, or Yellow — please specify. FOB Shipping Point.




HQPRS-201



HQPRD-102 +
HQDU-00



HQPRHA-102



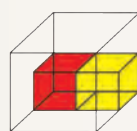
HQPRD-107

HIGH DENSITY PICK RACK SYSTEMS -- SLOPED SHELVING UNITS						
Product No.	Rack Size D x W x H	No. Of Bins	Bin Size L x W x H	No. Shelves	Wt. (lbs.)	Price Ea.
BENCH UNITS						
HQPRHA-100	12 x 36 x 21"	36	1 1/2" x 2 3/4" x 4"	3	38	\$266.76
HQPRHA-101	12 x 36 x 21"	24	1 1/2" x 4" x 4"	3	32	274.00
HQPRHA-102	12 x 36 x 21"	15	1 1/2" x 6" x 4"	3	39	258.58
HQPRHA-107	12 x 36 x 21"	12	1 1/2" x 8" x 4"	3	36	270.30
HQPRHA-201	12 x 36 x 26 1/2"	24	1 1/2" x 4" x 6"	3	40	266.25
HQPRHA-202	12 x 36 x 26 1/2"	15	1 1/2" x 6" x 6"	3	37	288.72
HQPRHA-207	12 x 36 x 26 1/2"	12	1 1/2" x 8" x 6"	3	36	281.73
SINGLE SIDED						
HQPRS-100	12 x 36 x 60"	96	1 1/2" x 2 3/4" x 4"	8	99	665.45
HQPRS-101	12 x 36 x 60"	64	1 1/2" x 4" x 4"	8	83	590.18
HQPRS-102	12 x 36 x 60"	40	1 1/2" x 6" x 4"	8	77	559.33
HQPRS-107	12 x 36 x 60"	32	1 1/2" x 8" x 4"	8	81	582.78
HQPRS-201	12 x 36 x 63 1/2"	64	1 1/2" x 4" x 6"	8	89	704.93
HQPRS-202	12 x 36 x 63 1/2"	40	1 1/2" x 6" x 6"	8	81	650.48
HQPRS-207	12 x 36 x 63 1/2"	32	1 1/2" x 8" x 6"	8	79	665.22
DOUBLE SIDED*						
HQPRD-100	24 x 36 x 60"	192	1 1/2" x 2 3/4" x 4"	16	186	1,271.06
HQPRD-101	24 x 36 x 60"	128	1 1/2" x 4" x 4"	16	165	1,137.25
HQPRD-102	24 x 36 x 60"	80	1 1/2" x 6" x 4"	16	154	1,118.67
HQPRD-107	24 x 36 x 60"	64	1 1/2" x 8" x 4"	16	156	1,109.57
HQPRD-201	24 x 36 x 63 1/2"	128	1 1/2" x 4" x 6"	16	178	1,360.16
HQPRD-202	24 x 36 x 63 1/2"	80	1 1/2" x 6" x 6"	16	162	1,300.97
HQPRD-207	24 x 36 x 63 1/2"	64	1 1/2" x 8" x 6"	16	158	1,273.03

*All Double Sided Units available as Mobile Units with addition of mobile kit.

HQDU-00 Mobile Kit for Double Sided Units. Wt. 25 (lbs.) Price Ea. \$340.78

CUSTOM STORAGE SYSTEMS



QUANTUM
STORAGE
SYSTEMS

High Density Storage Systems

- Design a complete workable storage system with rails, racks and/or louvered panels and panel systems.
- Panels provide an ideal framework that allows you to build your own customized bin system.

Panels are available in 19"H. x 18"W. and 19"H. x 36"W. sizes. Additional sizes available--contact dealer. Bench racks measure 27"W. x 21"H. x 8"D and 36"W. x 19"H. x 8"D. Single sided, double sided and mobile units are available in both louvered panels and racks. FOB Shipping Point.



HQRU-1W



HQLP-3619



HQLP-1819

CONFIGURE
your own unit.



HQRU-12S



HQRU-12D



HQRU-16D+HQRU-MOB

HIGH DENSITY STORAGE SYSTEMS

Product No.	Description	Size L x W x H	QUANTITY OF ULTRA BINS TO FIT LOUVERED PANELS & RACKS																		Wt. (lbs.)	Price Ea.
			HQUS 210	HQUS 220	HQUS 221	HQUS 224	HQUS 230	HQUS 234	HQUS 235	HQUS 239	HQUS 240	HQUS 241	HQUS 242	HQUS 245	HQUS 250	HQUS 255	HQUS 260	HQUS 265	HQUS 270			
HQRU-1W*	Steel Rail	48"L. x 3"H.	11	11	8	11	8	8	4	4	4	4	4	3	-	-	-	-	6	\$34.52		
HQRU-12S	Rack 1 sided - 12 rail	36 x 15 x 53"	96	96	-	-	-	-	-	24	24	4	20	-	12	12	12	20	8	53	\$317.84	
HQRU-16S	Rack 1 sided - 16 rail	36 x 15 x 53"	-	-	48	48	48	48	24	-	-	-	-	16	-	-	-	-	-	63	\$378.00	
HQRU-12D	Rack 2 sided - 12 rail	36 x 24 x 53"	192	192	-	-	-	-	-	48	48	48	40	-	24	24	24	40	16	54	\$391.84	
HQRU-16D	Rack 2 sided - 16 rail	36 x 24 x 53"	-	-	96	96	96	96	48	-	-	-	-	32	-	-	-	-	-	64	\$452.00	
HQLP-1819*	Louvered panel	18" x 19"	16	16	9	12	9	9	3	4	4	4	4	3	2	1	1	4	1	6	\$48.55	
HQLP-1861*	Louvered panel	18" x 61"	60	60	30	30	30	30	15	14	14	14	14	10	7	7	5	12	5	21	\$157.03	
HQLP-2721	Louvered panel	27" x 21"	30	30	12	12	12	12	6	6	6	6	6	3	2	4	4	6	1	11	\$80.58	
HQLP-3612	Louvered panel	36" x 12"	18	18	12	12	12	12	6	4	4	4	4	4	2	6	3	8	2	8	\$63.49	
HQLP-3619*	Louvered panel	36" x 19"	32	32	18	32	18	18	9	8	8	8	8	6	4	6	3	8	2	13	\$87.07	
HQLP-3661*	Louvered panel	36" x 61"	120	120	60	80	60	60	30	28	28	28	28	20	14	21	15	24	10	40	\$284.37	
HQLP-4819	Louvered panel	48" x 19"	40	40	24	24	24	24	12	10	10	10	10	6	4	-	-	-	2	18	\$129.55	
HQLP-4861*	Louvered panel	48" x 61"	165	165	80	80	80	80	40	35	35	35	35	20	14	-	-	-	10	60	\$377.19	
HQBR-1819	Bench Rack	18 x 8 x 19"	32	32	18	32	18	18	9	8	8	8	8	6	4	6	3	8	2	8	\$78.85	
HQBR-2721	Bench Rack	27 x 8 x 21"	30	30	12	18	12	12	6	-	-	6	6	4	-	-	-	-	-	16	\$109.33	
HQBR-3612	Bench Rack	36 x 8 x 12"	18	18	12	12	12	12	6	4	4	4	4	4	2	6	3	8	2	14	\$92.66	
HQBR-3619	Bench Rack	36 x 8 x 19"	40	40	18	24	18	18	9	8	8	8	8	6	4	-	-	-	-	19	\$120.67	
HQSS-1866H	Single sided louvered panel	18 x 12½ x 66"	60	60	30	30	30	30	15	14	14	14	12	10	7	7	5	12	5	40	\$309.51	
HQSS-3666H	Single sided louvered panel	36 x 12½ x 66"	120	120	60	80	60	60	30	28	28	28	28	20	14	21	15	24	10	90	\$560.46	
HQDS-3666H	Double sided louvered panel	36 x 25 x 66"	240	240	120	160	120	120	60	56	56	56	56	40	28	42	30	48	20	106	\$831.51	
HQMD-36H	Mobile double sided louvered panel	36 x 25 x 72"	240	240	120	160	120	120	60	56	56	56	56	40	28	42	30	48	20	155	\$1,172.28	

HQRU-MOB Mobilizes double sided units, Wt. 25 lbs., Price Ea. \$249.81

Note: Bins for steel units above are sold separately.


*Available in Oyster White - add -HC to end of product no.




HQLP-3619HC




HQBR-1819




HQBR-3612



HQBR-3619



HQLP-1861



HQLP-3661



HQSS-1866H



HQSS-3666H



HQDS-3666H



HQMD-36H

STORAGE SYSTEMS & PLASTIC CARTS



Complete Pre-Configured Panels & Racks w/Bins

Bench Racks

Measures 36"L. x 8"W. x 19"H. and 27"L. x 8"W. x 21"H. Both bench racks are available in 3 preconfigured choices. Bench racks can be joined together to form continuous systems. Bins available in Blue, Yellow, Red, Green, Ivory or Black – please specify. One bin color per unit. FOB Shipping Point.

Louvered Panels


Measures 36"L. x 19"H. and 18"L. x 19"H. Each available in 3 configurations. Bins available in Blue, Yellow, Red, Green, Ivory or Black – please specify. One bin color per unit. FOB Shipping Point.

Single Sided Unit


Measures 36"L. x 15"W. x 53"H. 250 lb. cap. Available in 3 different configurations. Bins available in Blue, Yellow, Red, Green, Ivory or Black – please specify. One bin color per unit. FOB Shipping Point.

Double Sided Unit

Measures 36"L. x 25"W. x 53"H. 500 lb. cap. Available in 3 different configurations. Mobilize double sided unit with the addition of HQRU-MOB. Bins are available in Blue, Yellow, Red, Green, Ivory or Black – please specify. One bin color per unit. FOB Shipping Point.



HQBR-3619-210-32



HQRU-165-220230240

**COMPLETE
PACKAGES
WITH BINS!**

COMPLETE PRE-CONFIGURED PANELS & RACKS W/BINS				
Product No.	No. Of Bins	Bin Size L x W x H	Wt. (lbs.) Ctn.	Price Ea.
BENCH RACK 27"L. x 8"W. x 21"H. w/BINS				
HQBR-2721-210-24	24	5½ x 4½ x 3"	23	\$174.69
HQBR-2721-220-24	24	7½ x 4½ x 3"	25	197.00
HQBR-2721-230-12	12	10½ x 5½ x 5"	28	209.48
BENCH RACK 36"L. x 8"W. x 19"H. w/BINS				
HQBR-3619-210-32	32	5½ x 4½ x 3"	29	236.33
HQBR-3619-220-32	32	7½ x 4½ x 3"	31	280.96
HQBR-3619-230-18	18	10½ x 5½ x 5"	37	278.13
LOUVERED PANEL 18"L. x 19"H. w/BINS				
HQLP-1819-210-16	16	5½ x 4½ x 3"	11	104.55
HQLP-1819-220-16	16	7½ x 4½ x 3"	12	126.87
HQLP-1819-230-9	9	10½ x 5½ x 5"	16	139.36
LOUVERED PANEL 36"L. x 19"H. w/BINS				
HQLP-3619-210-32	32	5½ x 4½ x 3"	22	197.55
HQLP-3619-220-32	32	7½ x 4½ x 3"	24	242.18
HQLP-3619-230-18	18	10½ x 5½ x 5"	30	239.36
SINGLE SIDED RAIL SYSTEM 36"L. x 15"W. x 53"H. w/BINS				
HQRU-125-220-96	96	7½ x 4½ x 3"	82	601.30
HQRU-165-230-48	48	10½ x 5½ x 5"	108	711.37
HQRU-125-240-24	24	14½ x 8½ x 7"	102	676.54
HQRU-165-220230240	16	7½ x 4½ x 3"	108	767.12
	18	10½ x 5½ x 5"		
	12	14½ x 8½ x 7"		
DOUBLE SIDED RAIL SYSTEM 36"L. x 24"W. x 53"H. w/BINS				
HQRU-12D-220-192	192	7½ x 4½ x 3"	113	958.76
HQRU-16D-230-96	96	10½ x 5½ x 5"	155	1,118.78
HQRU-12D-240-48	48	14½ x 8½ x 7"	153	1,109.25
	32	7½ x 4½ x 3"		
HQRU-MOB Mobilizes double sided units. Wt. 25 (lbs.) Price Ea. \$249.81				

Plastic Mobile Carts

• Industrial strength load capacity of 550 lbs.

Genuine Quantum Plastic Mobile Carts. Ideal for many industrial and commercial material handling applications. Cart comes complete with 2 swivel and 2 rigid 5 x 1 1/4" heavy duty casters. Available in 2 sizes. Color is Gray. FOB Shipping Point.



HPC3518-33-3



HPC4026-33



HPFTC4026-33-3



HPC3518-33+HPCTH

PLASTIC MOBILE CARTS				
Product No.	Size L x W x H	No. Shelves	Wt. (lbs.)	Price Ea.
HPC3518-33	34 1/2 x 17 1/2 x 32 1/2"	2	38	\$226.18
HPC3518-33-3	34 1/2 x 17 1/2 x 32 1/2"	3	51	289.54
HPC4026-33	40 x 26 x 32 1/2"	2	54	293.34
HPC4026-33-3	40 x 26 x 32 1/2"	3	74	392.18
FLAT TOP PLASTIC SHELF CART				
HPFTC4026-33-2	40 x 26 x 32 1/2"	2	51	311.72
HPFTC4026-33-3	40 x 26 x 32 1/2"	3	71	410.55

PLASTIC MOBILE CART ACCESSORIES			
Product No.	Description	Wt. (lbs.)	Price Ea.
HPC3518SHELF	34 1/2 x 17 1/2" Shelf	13	\$63.36
HPC4026SHELF	40 x 26" Shelf	20	98.84
HPCTH	96 Piece Tool Holder Adapter	3	33.72

POLY SHELF BINS



QUANTUM® STORAGE SYSTEMS




Environmentally Friendly Recycled
4"H Shelf Bins



4", 6" and 8"H Shelf
Bins Available in Clear

8" Shelf Bins offer 65%
more storage capacity over
6" Bins and 95% more than
standard 4" Bins.



8"H

6"H

4"H

Economy Shelf Bins

- Replace worn out corrugated bins permanently with these tough, durable high density plastic bins.
- The industry standard for quality.

Durable polypropylene bins feature molded-in label holder. Built-in rear hanger allows bins to tilt out for complete access. Wide hopper front allows easy access to contents of bin while in shelving. Reinforced edges add strength and durability. Designed for 12", 18" and 24" deep shelving units, racks or standard shelving. Waterproof and impervious to most chemicals, unaffected by grease or oil. 4" shelf bins are available in Blue, Yellow, Red, Green, Ivory, Black and Clear -- please specify. 6" and 8" shelf bins are available in Blue, Yellow, Red and Clear -- please specify. FOB Shipping Point.

4" HIGH SHELF BINS											
SHELF BINS			RECYCLED*			CLEAR**		DIVIDERS		BIN CUPS PER BIN	
Product No.	Outside Dimensions L x W x H	Inside Dimensions L x W x H	Qty. Ctn.	Wt. Ctn. (lbs.)	Price Ea.	Price Ea.	Price Ea.	Model No.	Price Per Pkg.	HQBC-111	HQBC-112
HQSB100	11 1/2 x 2 1/4 x 4"	10 1/4 x 1 1/2 x 4"	36	13	\$1.94	\$1.90*	\$2.24**	-	-	3	0
HQSB101	11 1/2 x 4 1/4 x 4"	10 1/4 x 3 x 4"	36	17	2.10	2.04*	2.42**	HDSB101	\$29.93	6	2
HQSB102	11 1/2 x 6 1/4 x 4"	10 1/4 x 5 1/2 x 4"	30	18	3.18	3.09*	3.66**	HDSB102	31.55	9	4
HQSB107	11 1/2 x 8 1/4 x 4"	10 1/4 x 7 1/2 x 4"	20	15	3.64	3.52*	4.18**	HDSB107	74.79	12	4
HQSB109	11 1/2 x 11 1/4 x 4"	10 1/4 x 10 x 4"	8	7	5.36	5.19*	6.16**	HDSB109	82.28	18	6
HQSB103	17 1/2 x 4 1/4 x 4"	16 1/2 x 3 x 4"	20	13	3.03	2.94*	3.49**	HDSB103	29.93	9	3
HQSB104	17 1/2 x 6 1/4 x 4"	16 1/2 x 5 1/2 x 4"	20	16	4.16	4.03*	4.78**	HDSB104	31.55	15	6
HQSB108	17 1/2 x 8 1/4 x 4"	16 1/2 x 7 1/2 x 4"	10	11	6.07	5.88*	6.99**	HDSB108	74.79	19	6
HQSB110	17 1/2 x 11 1/4 x 4"	16 1/2 x 10 x 4"	8	11	8.61	8.34*	9.90**	HDSB110	82.28	29	8
HQSB105	23 1/2 x 4 1/4 x 4"	22 1/2 x 3 x 4"	16	13	5.52	5.36*	6.36**	HDSB105	29.93	13	4
HQSB106	23 1/2 x 6 1/4 x 4"	22 1/2 x 5 1/2 x 4"	8	9	6.66	6.46*	8.73**	HDSB106	31.55	21	8
HQSB114	23 1/2 x 8 1/4 x 4"	22 1/2 x 7 1/2 x 4"	6	9	9.90	9.60*	11.37**	HDSB114	74.79	24	8
HQSB116	23 1/2 x 11 1/4 x 4"	22 1/2 x 10 x 4"	6	10	12.18	11.82*	14.01**	HDSB116	82.28	35	16

6" HIGH SHELF BINS											
SHELF BINS			CLEAR**			DIVIDERS		BIN CUPS PER BIN			
Product No.	Outside Dimensions L x W x H	Inside Dimensions L x W x H	Qty. Ctn.	Wt. Ctn. (lbs.)	Price Ea.	Price Ea.	Model No.	Price Per Ctn.		HQBC-111	HQBC-112
HQSB201	11 1/2 x 4 1/4 x 6"	10 1/4 x 3 x 6"	36	19	\$3.22	\$3.72**	HDSB201	\$56.52		6	2
HQSB202	11 1/2 x 6 1/4 x 6"	10 1/4 x 5 1/2 x 6"	30	20	4.75	5.46**	HDSB202	58.16		9	4
HQSB207	11 1/2 x 8 1/4 x 6"	10 1/4 x 7 1/2 x 6"	20	17	5.60	6.45**	HDSB207	60.58		12	4
HQSB209	11 1/2 x 11 1/4 x 6"	10 1/4 x 10 x 6"	8	9	7.88	9.06**	HDSB209	112.19		18	6
HQSB203	17 1/2 x 4 1/4 x 6"	16 1/2 x 3 x 6"	20	15	5.46	6.28**	HDSB203	56.52		9	3
HQSB204	17 1/2 x 6 1/4 x 6"	16 1/2 x 5 1/2 x 6"	20	18	6.91	7.94**	HDSB204	58.16		15	6
HQSB208	17 1/2 x 8 1/4 x 6"	16 1/2 x 7 1/2 x 6"	10	13	7.34	8.43**	HDSB208	60.58		19	6
HQSB210	17 1/2 x 11 1/4 x 6"	16 1/2 x 10 x 6"	8	13	13.45	15.46**	HDSB210	112.19		29	8
HQSB205	23 1/2 x 4 1/4 x 6"	22 1/2 x 3 x 6"	16	15	8.15	9.37**	HDSB205	56.52		13	4
HQSB206	23 1/2 x 6 1/4 x 6"	22 1/2 x 5 1/2 x 6"	8	11	8.79	10.12**	HDSB206	58.16		21	8
HQSB214	23 1/2 x 8 1/4 x 6"	22 1/2 x 7 1/2 x 6"	6	11	14.66	16.85**	HDSB214	60.58		24	8
HQSB216	23 1/2 x 11 1/4 x 6"	22 1/2 x 10 x 6"	6	12	17.45	20.06**	HDSB216	112.19		35	16

8" HIGH SHELF BINS											
SHELF BINS			CLEAR**			DIVIDERS		BIN CUPS PER BIN			
Product No.	Outside Dimensions L x W x H	Inside Dimensions L x W x H	Qty. Ctn.	Wt. Ctn. (lbs.)	Price Ea.	Price Ea.	Model No.	Price Per Ctn.		HQBC-111	HQBC-112
HQSB801	11 1/2 x 4 1/4 x 8"	10 1/4 x 3 x 8"	36	20	\$7.46	\$8.58**	HDSB801	\$82.61		6	2
HQSB802	11 1/2 x 6 1/4 x 8"	10 1/4 x 5 1/2 x 8"	30	21	8.10	9.33**	HDSB802	84.61		9	4
HQSB807	11 1/2 x 8 1/4 x 8"	10 1/4 x 7 1/2 x 8"	20	16	9.36	10.76**	HDSB807	101.19		12	4
HQSB809	11 1/2 x 11 1/4 x 8"	10 1/4 x 10 x 8"	8	8	13.28	15.27**	HDSB809	161.81		18	6
HQSB803	17 1/2 x 4 1/4 x 8"	16 1/2 x 3 x 8"	20	8	9.33	10.73**	HDSB803	82.61		9	3
HQSB804	17 1/2 x 6 1/4 x 8"	16 1/2 x 5 1/2 x 8"	20	22	10.91	12.55**	HDSB804	84.61		15	6
HQSB808	17 1/2 x 8 1/4 x 8"	16 1/2 x 7 1/2 x 8"	10	14	11.24	12.93**	HDSB808	101.19		19	6
HQSB810	17 1/2 x 11 1/4 x 8"	16 1/2 x 10 x 8"	8	14	22.82	26.24**	HDSB810	161.81		29	8
HQSB805	23 1/2 x 4 1/4 x 8"	22 1/2 x 3 x 8"	16	19	14.09	16.19**	HDSB805	82.61		13	4
HQSB806	23 1/2 x 6 1/4 x 8"	22 1/2 x 5 1/2 x 8"	8	13	15.36	17.67**	HDSB806	84.61		21	8
HQSB814	23 1/2 x 8 1/4 x 8"	22 1/2 x 7 1/2 x 8"	6	11	25.84	29.70**	HDSB814	101.19		24	8
HQSB816	23 1/2 x 11 1/4 x 8"	22 1/2 x 10 x 8"	6	12	30.10	34.63**	HDSB816	161.81		35	16

*To order Recycled Bins (available in Black only), please add the suffix "BR" at the end of the Product No.

** To order Clear Bins add the suffix "CL" at the end of the Product No.

Dividers available in Black only. Labels available for all shelf bins. For label model No. substitute "L" for "Q" in Bin Model No.

Bin Cups

Has a raised slotted label holder for easy identification and removal. Available in Yellow and Blue -- please specify. FOB Shipping Point.

Product No.	Bin Size	BIN CUPS Ctn. Qty.	Wt. (lbs.) Ctn.	Price Ea.
HQBC111	3 1/4 x 1 1/4 x 3"	48	4	\$0.93
HQBC112	5 1/4 x 2 1/4 x 3"	48	7	1.84

Extended Label Holders

Designed for larger bar code scanning. Fits all sizes except HQSB100. Size is 4"W x 2 1/4"H. FOB Shipping Point.

Product No.	Discription	EXTENDED LABEL HOLDERS Ctn. Qty.	Wt. (lbs.) Ctn.	Price Ctn./24
HELH410	10" Angle	24	2	\$48.64
HELH445	45" Angle	24	2	48.64

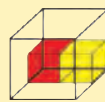
Shelf Bin Dividers

Helps separate items within each shelf bin. Fits snugly, horizontally across all bins and are uniquely designed for easy part labeling and retrieval by means of slotted label holder. Black in color. FOB Shipping Point.



Product No.	DIVIDERS Ctn. Qty.	Wt. (lbs.) Ctn.	Price Ctn./50
HDSB101/103/105	50	3	\$29.93
HDSB102/104/106	50	4	31.55
HDSB107/108/114	50	7	74.79
HDSB109/110/116	50	8	82.28
HDSB201/203/205	50	2	56.52
HDSB202/204/206	50	3	58.16
HDSB207/208/214	50	4	60.58
HDSB209/210/216	50	8	112.19
HDSB801/803/805	50	4	82.61
HDSB802/804/806	50	5	84.61
HDSB807/808/814	50	8	101.19
HDSB809/810/816	50	9	161.81

CLEAR-VIEW BINS



QUANTUM® STORAGE SYSTEMS

Shown with Optional
Divider & Window

Clear-View Ultra Stack and Hang Bins

- The strongest & highest quality clear bin in the industry.
- Large label slots.

Organize your inventory with strong injection molded polypropylene bins. Front, back and side grips for easy handling. Built-in rear hanger allows bins to hang from louvered panels or rails. Optional clear injection molded crystal styrene window increases bin capacity and provides quick view of bin contents. Dividers maximize flexibility and keep contents organized. Wide stacking ledge and anti-slide lock keep stacked bins steady and prevent forward shifting. Waterproof bins resist rust and corrosion. Large molded front label slots for ID labels. Autoclavable up to 250°F and resistant to extreme cold. FOB Shipping Point.



CLEAR-VIEW ULTRA STACK AND HANG BINS													
Product No.	Outside Dims. L x W x H	Inside Dims. L x W x H	Ctn. Qty.	Ctn. Wt. (lbs.)	Bin Load Cap. Ea.	Price Ea.	Clear Window	Ctn. Qty.	Price per Ctn.	Divider	Ctn. Qty.	No. of Divider Slots	Price per Ctn.
HQUS210CL	5 ⁵ / ₈ x 4 ¹ / ₈ x 3"	4 ³ / ₄ x 3 ⁷ / ₁₆ x 2 ¹³ / ₁₆ "	24	6	10	\$1.73	-	-	-	HDUS210	6	1	\$7.49
HQUS220CL	7 ³ / ₈ x 4 ¹ / ₈ x 3"	6 ³ / ₄ x 3 ⁷ / ₁₆ x 2 ¹³ / ₁₆ "	24	8	10	2.64	-	-	-	HDUS220	6	1	8.39
HQUS221CL	9 ¹ / ₄ x 6 x 5"	8 ¹ / ₂ x 5 ⁵ / ₈ x 4 ¹ / ₂ "	12	6	20	5.16	HWUS221	12	\$29.36	HDUS221	6	1	12.70
HQUS224CL	10 ⁷ / ₈ x 4 ¹ / ₈ x 4"	10 ¹ / ₄ x 3 ⁷ / ₁₆ x 3 ³ / ₄ "	12	8	30	4.66	HWUS224	12	26.81	HDUS224	6	1	13.73
HQUS230CL	10 ⁷ / ₈ x 5 ¹ / ₂ x 5"	10 ¹ / ₄ x 4 ³ / ₈ x 4 ³ / ₄ "	12	10	30	6.22	HWUS230/234	12	27.58	HDUS230/235	6	1	13.57
HQUS232CL	5 ³ / ₈ x 11 x 3"	4 ³ / ₄ x 10 x 2 ¹³ / ₁₆ "	8	5	30	6.87	-	-	-	HDUS210	6	3	7.49
HQUS234CL	14 ³ / ₄ x 5 ¹ / ₂ x 5"	14 ¹ / ₁₆ x 4 ³ / ₈ x 4 ³ / ₄ "	12	14	50	8.60	HWUS230/234	12	27.58	HDUS234	6	1	17.10
HQUS235CL	10 ⁷ / ₈ x 11 x 5"	10 ¹ / ₄ x 10 x 4 ³ / ₄ "	6	10	50	12.07	HWUS235	6	19.57	HDUS230/235	6	3	13.57
HQUS236CL	7 ³ / ₈ x 11 x 3"	6 ³ / ₄ x 10 x 2 ¹³ / ₁₆ "	8	9	30	10.04	-	-	-	HDUS220	6	3	8.39
HQUS238CL	18 x 5 ¹ / ₂ x 5"	17 ¹ / ₈ x 4 ³ / ₈ x 4 ³ / ₄ "	12	16	60	12.52	HWUS234	12	27.58	HDUS238	6	1	22.87
HQUS239CL	10 ³ / ₄ x 8 ¹ / ₄ x 7"	10 x 6 ⁹ / ₁₆ x 6 ³ / ₄ "	6	10	50	12.81	HWUS239/240	6	18.03	HDUS239	6	1	20.91
HQUS240CL	14 ³ / ₄ x 8 ¹ / ₄ x 7"	14 x 6 ⁹ / ₁₆ x 6 ³ / ₄ "	12	24	60	13.06	HWUS239/240	6	18.03	HDUS240/250	6	1	19.97
HQUS241CL	13 ³ / ₈ x 8 ¹ / ₄ x 6"	12 ⁷ / ₈ x 6 ³ / ₄ x 5 ¹ / ₄ "	12	22	60	14.54	HWUS241	12	34.06	HDUS241	6	1	19.90
HQUS242CL	13 ³ / ₈ x 8 ¹ / ₄ x 8"	12 ⁷ / ₈ x 6 ³ / ₄ x 7 ³ / ₄ "	12	25	60	16.37	HWUS242	12	37.13	HDUS242	6	1	22.66
HQUS245CL	10 ⁷ / ₈ x 16 ¹ / ₂ x 5"	10 ¹ / ₄ x 15 x 4 ³ / ₄ "	6	13	60	17.85	HWUS245	6	35.31	HDUS245	6	3	14.07
HQUS248CL	18 x 8 ¹ / ₄ x 7"	17 ¹ / ₈ x 6 ⁹ / ₁₆ x 6 ³ / ₄ "	6	19	60	18.54	HWUS239/240	6	18.03	HDUS248	6	1	28.82
HQUS250CL	14 ³ / ₄ x 16 ¹ / ₂ x 7"	14 x 14 ³ / ₄ x 6 ³ / ₄ "	6	21	75	19.28	HWUS250	6	47.36	HDUS240/250	6	3	19.97
HQUS255CL	16 x 11 x 8"	15 ⁵ / ₈ x 10 x 7 ³ / ₄ "	4	14	75	23.13	HWUS255	4	29.78	HDUS255	6	3	39.18
HQUS260CL	18 x 11 x 10"	17 ⁵ / ₈ x 10 x 9 ³ / ₄ "	4	17	75	31.94	HWUS260	4	30.93	HDUS260	6	3	29.93
HQUS265CL	18 x 8 ¹ / ₄ x 9"	17 ⁵ / ₈ x 6 ³ / ₄ x 8 ¹ / ₄ "	6	17	60	24.76	HWUS265	6	29.57	HDUS265	6	1	33.30
HQUS270CL	18 x 16 ¹ / ₂ x 11"	17 ⁵ / ₈ x 14 ³ / ₄ x 10 ¹ / ₄ "	3	16	75	38.66	HWUS270	3	22.85	HDUS270	6	3	40.48
HQUS275MOBCL	18 x 16 ¹ / ₂ x 11"	17 ⁵ / ₈ x 14 ³ / ₄ x 10 ¹ / ₄ "	3	25	-	68.36	HWUS270	3	22.85	HDUS270	6	3	40.48

* When attached to panels or rails (Note: Bins without a load capacity listed are not designed to hang on panels or rail units). **With casters, overall height is 14".

Clear-View Hulk 24" Containers

- Perfect for large and bulky items.
- Stackable convenience.

Store your large and bulky items with these strong, injection molded tri-clear polypropylene stackable containers. These extra large stacking containers offer a generous 2 ft. in length to store your larger items. Heavy-duty front, back and side grips allow for easy handling. Optional clear styrene plastic window increases bin capacity and provides quick view of bin contents. Optional dividers maximize flexibility and keep contents organized. Wide stacking ledge and anti-slide lock keep stacked bins steady and prevent forward shifting. Waterproof bins resist rust and corrosion. Autoclavable up to 250°F and resistant to extreme cold. FOB Shipping Point.



CLEAR-VIEW HULK 24" CONTAINERS											
Product No.	Outside Dims. L x W x H	Inside Dims. L x W x H	Ctn. Qty.	Ctn. Wt. (lbs.)	Price Ea.	Clear Window	Ctn. Qty.	Price per Ctn.	Divider	Ctn. Qty.	Price per Ctn.
HQUS950CL	23 ³ / ₈ x 8 ¹ / ₄ x 7"	22 ³ / ₈ x 6 ³ / ₄ x 6 ³ / ₄ "	6	19	\$36.37	HWUS950/970	6	\$30.96	HDUS950	6	\$56.10
HQUS951CL	23 ³ / ₈ x 8 ¹ / ₄ x 9"	22 ³ / ₈ x 6 ³ / ₄ x 8 ¹ / ₄ "	6	22	39.22	HWUS951	6	38.88	HDUS951	6	59.45
HQUS952CL	23 ³ / ₈ x 11 x 7"	22 ³ / ₈ x 10 x 6 ³ / ₄ "	4	15	41.91	HWUS952	4	22.75	HDUS952	6	56.10
HQUS953CL	23 ³ / ₈ x 11 x 10"	22 ³ / ₈ x 10 x 9 ³ / ₄ "	4	19	46.07	HWUS953/973	4	37.87	HDUS953	6	71.13
HQUS954CL	23 ³ / ₈ x 16 ¹ / ₂ x 11"	22 ³ / ₈ x 14 ³ / ₁₆ x 10 ¹ / ₄ "	1	7	58.82	HWUS954/974	1	9.46	HDUS954	6	86.94
HQUS964MOBCL	23 ³ / ₈ x 16 ¹ / ₂ x 11"	22 ³ / ₈ x 14 ³ / ₁₆ x 10 ¹ / ₄ "	1	10	96.91	HWUS954/974	1	9.46	HDUS954	6	86.94
HQUS955CL	23 ³ / ₈ x 18 ¹ / ₄ x 12"	22 ³ / ₈ x 16 ¹ / ₂ x 11 ¹ / ₄ "	1	8	59.99	HWUS955/975	1	13.99	HDUS955	6	88.49
HQUS965MOBCL	23 ³ / ₈ x 18 ¹ / ₄ x 12"	22 ³ / ₈ x 16 ¹ / ₂ x 11 ¹ / ₄ "	1	11	98.06	HWUS955/975	1	13.99	HDUS955	6	88.49

* Overall height for mobile container will be increased by 3".

Clear-View Shelf Bins

- These bins are the industry standard for quality.
- Impervious to most chemicals.



Tough, durable, high density shelf bins are the industry standard for quality. These tri-clear polypropylene bins feature a molded-in label holder, built-in rear hanger which allows bins to tilt out for complete access when on shelving. A wide hopper front allows complete access to the contents of the bin. Edges are reinforced for added strength. They are designed for 12", 18" and 24" deep shelf units, racks or standard shelving. Bins are impervious to most chemicals. FOB Shipping Point.

			CLEAR-VIEW SHELF BINS							
Product No.	Outside Dims. L x W x H	Inside Dims. L x W x H	Ctn. Qty.	Ctn. Wt. (lbs.)	Price Ea.	Divider	Ctn. Qty.	Price per Ctn.	No. of Bin QBC111	Cups per Bin QBC112
HQSB100CL	11 ⁵ / ₈ x 2 ³ / ₄ x 4"	10 ¹ / ₄ x 1 ⁵ / ₈ x 4"	36	13	\$2.24	-	-	-	3	0
HQSB101CL	11 ⁵ / ₈ x 48 ⁵ / ₈ x 4"	10 ¹ / ₄ x 3 x 4"	36	17	2.42	HDSB101	50	\$29.93	6	2
HQSB102CL	11 ⁵ / ₈ x 6 ⁵ / ₈ x 4"	10 ¹ / ₄ x 5 ¹ / ₂ x 4"	30	18	3.66	HDSB102	50	31.55	9	4
HQSB107CL	11 ⁵ / ₈ x 8 ⁵ / ₈ x 4"	10 ¹ / ₄ x 7 ⁵ / ₈ x 4"	20	15	4.18	HDSB107	50	74.79	12	4
HQSB109CL	11 ⁵ / ₈ x 11 ⁵ / ₈ x 4"	10 ¹ / ₄ x 10 x 4"	8	7	6.16	HDSB109	50	82.28	18	6
HQSB103CL	17 ⁵ / ₈ x 4 ⁵ / ₈ x 4"	16 ¹ / ₂ x 3 x 4"	20	13	3.49	HDSB103	50	29.93	9	3
HQSB104CL	17 ⁵ / ₈ x 6 ⁵ / ₈ x 4"	16 ¹ / ₂ x 5 ¹ / ₂ x 4"	20	16	4.78	HDSB104	50	31.55	15	6
HQSB108CL	17 ⁵ / ₈ x 8 ⁵ / ₈ x 4"	16 ¹ / ₂ x 7 ⁵ / ₈ x 4"	10	11	6.99	HDSB108	50	74.79	19	6
HQSB110CL	17 ⁵ / ₈ x 11 ⁵ / ₈ x 4"	16 ¹ / ₂ x 10 x 4"	8	11	9.90	HDSB110	50	82.28	29	8
HQSB105CL	23 ³ / ₈ x 4 ⁵ / ₈ x 4"	22 ³ / ₈ x 3 x 4"	16	13	6.36	HDSB105	50	29.93	13	4
HQSB106CL	23 ³ / ₈ x 6 ⁵ / ₈ x 4"	22 ³ / ₈ x 5 ¹ / ₂ x 4"	8	9	8.73	HDSB106	50	31.55	21	8
HQSB114CL	23 ³ / ₈ x 8 ⁵ / ₈ x 4"	22 ³ / ₈ x 7 ⁵ / ₈ x 4"	6	9	11.37	HDSB114	50	74.79	24	8
HQSB116CL	23 ³ / ₈ x 11 ⁵ / ₈ x 4"	22 ³ / ₈ x 10 x 4"	6	10	14.01	HDSB116	50	82.28	35	16

HEAVY DUTY CONTAINERS & TOTES



HDLY-2415
(bin sold separately)
Dolly w/1" Ledge. Black in color. 1,000 lb. cap.
Inside measures 24"L x 15"W.
Exterior size 28"L x 18½"W.
Wt. 14 (lbs.) Price Ea. **\$179.39**

Heavy Duty Attached Top Containers

- Strong, reliable and reusable totes.
- Ideal for storage, distribution and order picking.

Tops are permanently attached with steel hinges that interlock securely for stacking strength. Stack for maximized storage and nest when empty. Textured, non-slip bottom ensures smooth conveying. Ergonomically designed handles allow for easy lifting. Recessed lids ensure maximum load stability. Padlock eye provides security option allowing lids to be fastened and/or locked. Molded from high density, FDA approved polyethylene. Lids close securely to protect parts from dust or damage. Distribution container has an optional 3" x 5" adhesive clear label holder which attaches securely for easy part identification. FOB Shipping Point.

HQDL-2115 Clear Label Holder. Price Per Ctn./24 **\$46.64**



Product No.	OUTSIDE DIMENSION		INSIDE DIMENSION		Container Height	Volume (Cu. Ft.)	Cap. (gals.)	Wt. (lbs.)	Price Ea.
	Top L x W	Bottom L x W	Top L x W	Bottom L x W					
HQDC2012-7	20 x 11½"	18 x 10"	17¾ x 10¾"	17 x 9¾"	7½"	1.17	8.75	4	\$23.55
HQDC2115-9	21½ x 15½"	19¼ x 13¼"	20¼ x 14¼"	19 x 13"	9½"	1.27	9.5	6	25.87
HQDC2115-12	21½ x 15½"	19¼ x 13¼"	20¼ x 14¼"	19 x 13"	12¾"	1.67	12.5	7	28.31
HQDC2115-17	21½ x 15½"	19¼ x 13¼"	20¼ x 14¼"	19 x 13"	17¾"	2.31	17.25	8	44.88
HQDC2213-12	22½ x 12½"	19 x 10½"	19¾ x 12"	18½ x 10½"	11½"	1.64	12.25	6	32.84
HQDC2420-12*	24 x 20"	21¼ x 17¼"	22¾ x 18¾"	21 x 17"	12½"	2.44	18.25	8	43.82
HQDC2717-12	27 x 17¾"	24¼ x 16¾"	25¾ x 16"	24 x 14½"	12½"	2.5	18.75	8	39.10
HQDC2515-14	24 x 15"	21¼ x 12¾"	22½ x 14"	20¾ x 12¼"	13¾"	2.2	16.5	7	40.88
HQDC2820-15*	28 x 20½"	25¾ x 18¾"	26 x 19"	25 x 18"	15½"	4.0	29.92	13	72.91


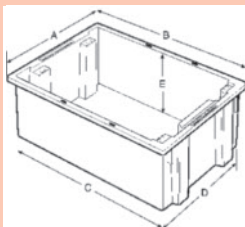
*Cannot be used with HDLY-2415 Dolly sold above.

HDLY-3018 Dolly with padded rubber trim. 1,000 lb. capacity. Outside measures 30 x 18". Wt. 19 (lbs.), Price Ea. **\$175.37**

Stack & Nest Totes (SNTS's)

- The ultimate reusable container for storing and shipping.
- Made of USDA-accepting material that complies with FDA regulations for use in food processing.

High density polypropylene, injection molded for uniform wall thickness and added strength. Lids snap tightly and securely for a safe fit. Quick 180° turn offer space-saving stacking and nesting. Stacks 6 high. Fits 48" x 40" pallets (6 SNT190, 4 SNT230 per level). Usable in temperatures from -10° to 250°F. Available in (GY) Gray, (BL) Blue, (RD) Red or Clear (CL) – please specify. Sold in carton quantities. Optional clear, see-thru Stack and Nest Label Holder (HSNH010). FOB Shipping Point.



HDLY-3018 Dolly with Padded Rubber Trim (tote sold separately)

The **ULTIMATE** re-usable container for storing and shipping



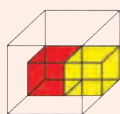
HSNT185CL Clear Tote and Optional Lid

Product No.	Outside Dimensions L x W x H	STACK & NEST TOTE					Qty. Ctn.	Cap. Cu. Ft.	Wt. (lbs.) Ctn.	Price Ea.	Clear Price Ea.	Product No.	LIDS			
		A	B	C	D	E							Qty. Ctn.	Wt. (lbs.) Ctn.	Price Ea.	Clear Price Ea.
HSNT180	18 x 11 x 6"	10"	16"	15¼"	9¾"	5¾"	6	0.5	12	\$14.12	\$16.24	HLID181	6	7	\$8.07	\$9.28
HSNT185	18 x 11 x 9"	10"	16"	15¼"	9¾"	8¾"	6	0.76	15	17.52	20.15	HLID181	6	7	8.07	9.28
HSNT190	19½ x 15½ x 10"	14½"	17"	16"	13¼"	9¾"	6	1.2	23	22.46	25.84	HLID191	6	10	11.21	12.90
HSNT195	19½ x 15½ x 13"	14½"	17"	15¾"	13¾"	12¾"	6	1.7	26	24.88	28.61	HLID191	6	10	11.21	12.90
HSNT200	19½ x 13½ x 8"	12¾"	17¾"	16¾"	11½"	7¾"	6	0.8	19	19.03	21.90	HLID201	6	10	14.43	16.61
HSNT225	23½ x 19½ x 10"	18½"	20¾"	19¾"	16¾"	9¾"	3	2	18	34.87	40.09	HLID231	3	10	19.57	22.49
HSNT230	23½ x 19½ x 13"	18½"	20¾"	19¾"	16¾"	12¾"	3	2.6	22	39.88	45.87	HLID231	3	10	19.57	22.49
HSNT240	23½ x 15½ x 12"	14½"	20¾"	19¾"	13"	11¾"	3	1.7	18	33.99	39.07	HLID241	3	8	19.07	21.94
HSNT300	29½ x 19½ x 15"	18½"	26¾"	25¾"	16¾"	14¾"	3	3.7	21	60.43	69.49	HLID301	3	12	24.18	27.81

HSNH010 Optional Clear Label Holder. Sold 6/pkg. Price Per Pkg. **\$16.24**

HDLY-3018 Dolly with padded rubber trim. 1,000 lb. capacity. Outside measures 30 x 18". Wt. 19 (lbs.), Price Ea. **\$175.37**

STORAGE SYSTEMS



QUANTUM[®]
STORAGE
SYSTEMS

Bins Can:

- Stack or stand alone
- Be wall mounted
- Be used on single, double, or mobile systems.

Clear Tip Out Bins and Stands

- Tilt 45° for easy and comfortable access.
- An efficient, clean, and orderly solution for storing items in multiple commercial, industrial, and medical environments.

Available in 6 modular sizes and three exterior colors: Ivory, White or Gray -- please specify. FOB Shipping Point.

HQTB309

HQTB306

HQTB305

HQTB304

HQTB303

HQTB302



HQFS - 124-31



HQFS - 248-76



HQTF320-42



HQFS - 370-72

CLEAR TIP OUT BINS					
Product No.	No. of Compartments	Exterior W x D x H	Bin W x D x H	Wt. (lbs.)	Price Ea.
HQTB309	9	23 3/8 x 2 x 3 3/8"	2 3/8 x 1 3/4 x 2 1/2"	2	\$30.94
HQTB306	6	23 3/8 x 3 3/8 x 4 1/8"	3 3/8 x 2 3/8 x 3 3/8"	3	33.30
HQTB305	5	23 3/8 x 5 1/4 x 6 1/8"	4 1/4 x 3 3/8 x 5 3/8"	5	50.55
HQTB304	4	23 3/8 x 6 3/8 x 8 1/8"	5 3/8 x 5 x 7 1/8"	7	82.79
HQTB303	3	23 3/8 x 7 3/8 x 9 1/8"	7 3/8 x 5 3/8 x 8 3/8"	9	91.51
HQTB302	2	23 3/8 x 9 1/8 x 14"	11 1/8 x 8 3/8 x 13 3/8"	14	180.84
HQTB301	1	11 1/4 x 9 1/8 x 14"	11 1/8 x 8 3/8 x 13 3/8"	7	120.57

Product No.	No. Cups	Size W x D x H	Total Tip Out Bins Includes	Wt. (lbs.)	Price Ea.
SINGLE SIDED					
HQFS-124-31	31	23 3/8 x 14 3/8 x 24"	HQTB304, 3 HQTB306, HQTB309	30	\$483.25
HQFS-148-38	38	23 3/8 x 14 3/8 x 48"	HQTB302, HQTB303, HQTB304, HQTB305, HQTB306, 2 HQTB309	62	816.39
HQFS-170-36	36	23 3/8 x 14 3/8 x 70"	4 HQTB303, 2HQTB304, 2 HQTB305, HQTB306	84	1,020.46
DOUBLE SIDED					
HQFS-224-62	62	23 3/8 x 14 3/8 x 24"	2 HQTB304, 6 HQTB306, 2 HQTB309	64	966.52
HQFS-248-76	76	23 3/8 x 14 3/8 x 48"	2 HQTB302, 2 HQTB303, 2 HQTB304, 2 HQTB305, 2 HQTB306, 4 HQTB309	117	1,632.78
HQFS-270-72	72	23 3/8 x 14 3/8 x 70"	8 HQTB303, 4 HQTB304, 4 HQTB305, 2 HQTB306	169	2,040.91
MOBILE DOUBLE SIDED					
HQFS-324-62	62	23 3/8 x 14 3/8 x 24"	2 HQTB304, 6 HQTB306, 2 HQTB309	72	1,146.72
HQFS-348-76	76	23 3/8 x 14 3/8 x 48"	2 HQTB302, 2 HQTB303, 2 HQTB304, 2 HQTB305, 2 HQTB306, 4 HQTB309	226	1,812.97
HQFS-370-72	72	23 3/8 x 14 3/8 x 70"	8 HQTB303, 4 HQTB304, 4 HQTB305, 2 HQTB306	178	2,221.12
PORTABLE CARRYING FRAME					
HQTF320-42	42	24 x 3 x 12 1/2"	4 HQTB306, 2 HQTB309	24	362.97

HQTB301

Available in **SIX** modular sizes

Quantum Cross Stack Tubs

- FDA approved tote nests when empty or can be turned 90° to stack.
- Easy access to items when stacked.

Ideal for production, assembly or order picking. Injection molded from high impact polyethylene -- won't crack, rust, or corrode. Easy to clean and maintain. Built in handles and bottom grooves make handling easy. Handles up to 100 lb. loads. 8-1/4" position drill holes on bottom for drainage. Available in Gray, Blue or White -- please specify. HTUB2516-8 and HLID2516-8 are available in Red, Yellow, Gray, Blue or White -- please specify. FOB Shipping Point.



CROSS STACK TUBS				
Product No.	Size L x W x H	Ctn. Qty.	Wt. (lbs.)	Price Ea.
HTUB1711-8	17¼ x 11 x 8"	6	14	\$13.82
HTUB1711-12	17¼ x 11 x 12"	6	17	16.28
HTUB2417-8	23¾ x 17¼ x 8"	6	25	22.46
HTUB2417-12	23¾ x 17¼ x 12"	6	30	25.93
HTUB2516-8	25½ x 16 x 8½"	6	20	23.78
LIDS				
HLID1711	17¼ x 11"	6	9	9.45
HLID2417	23¾ x 17¼"	6	13	17.30
HLID2516-8	25½ x 16"	6	13	17.27
CLEAR LABEL HOLDER				Price/Pkg
HSNH010	3 x 5"	6	1	16.24

Mobile Tub Racks

Aluminum Tub Rack transports and stores all kinds of products. Cart comes complete with tubs. Roll on 5" rubber wheel casters. Available in Gray, Blue, White, Red or Yellow -- please specify. FOB Shipping Point.



QUANTUM[®]
STORAGE
SYSTEMS



HTR1-2516-8



HTR3-2516-8



HTR6-2516-8

MOBILE TUB RACKS				
Product No.	Size L x W x H	No. Cross Stack Tubs	Wt. (lbs.)	Price Ea.
HTR6-2516-8	27 x 19 x 71"	6	58	\$644.76
HTR5-2516-8	27 x 19 x 61"	5	54	608.30
HTR4-2516-8	27 x 19 x 51"	4	46	523.03
HTR3-2516-8	27 x 19 x 41"	3	33	464.19
HTR2-2516-8	27 x 19 x 31"	2	25	336.48
HTR1-2516-8	27 x 19 x 19"	1	13	265.48
HTR12-2516-8	27 x 37 x 71"	12	114	1,095.25

GIANT BIN STORAGE



QUANTUM[®]
STORAGE
SYSTEMS

Giant Open Hopper Stackable Bins & Storage Systems


- Extra large heavy duty polyethylene bins have up to 100 lbs. stack capacity per bin.
- Ultra thick walls and reinforced ribs for strength and stability.

Designed for multiple uses -- can be stacked up to 6 high to create a sturdy, tall and complete storage system. HQGH700 available Gray, Blue, Ivory, Black, Red or Clear -- please specify.
HQGH600 & HQGH800 available in Gray, Blue, Red or Clear -- please specify.
FOB Shipping Point.

GIANT OPEN HOPPER STACKABLE BINS						WINDOW			
Product No.	Outside Size L x W x H	Ctn. Qty.	Wt. (lbs.) Ctn.	Price Ea.	Price Ea.	Product No.	Pkg. Qty.	Price Per Pkg.	
HQGH600*	17½ x 10½ x 12½"	4	12	\$22.18	\$25.51	HWGH600	4	\$23.63	
HQGH700	15¼ x 19½ x 12½"	3	13	29.03	32.52	HWGH700	3	25.33	
HLGH700	Label - 3 pkg.	-	1	1.55					
HQGH800*	17½ x 16½ x 12½"	2	8	29.63	33.18	HWGH800	2	15.19	

*Available in Gray, Blue and Red -- please specify.

**To order Clear Bins please add the suffix "CL" to the end of the Product No.



HQSBU-600



HQSBU-600800



HQSBU-700



HQSBU-800

Shelving Units With Stackable Storage Bins

Features 475 lb. capacity per shelf. Cross bracing for increased stability. Smooth powder coat finish. Easy assembly. FOB Shipping Point.

Product No.	No. Bins	Bin Size	Wt. (lbs.)	Price Ea.
HQSBU-600	15	17½ x 10½ x 12½"	112	\$603.54
HQSBU-600800	6	17½ x 10½ x 12½"	112	567.24
	6	17½ x 16½ x 12½"		
HQSBU-700	10	15¼ x 19½ x 12½"	112	591.63
HQSBU-800	10	17½ x 16½ x 12½"	112	555.21

Giant Open Hopper Bin Storage System

- Design your own ideal heavy duty system.

Sold complete with shelving and bins. 350 lb. capacity per shelf. Bins available in Yellow, Blue, Red, Green, Ivory and Black -- please specify. FOB Shipping Point.



HQSBU-230240



HQSBU-265



HQSBU-260



HQSBU-239



HQSBU-240



HQSBU-255



HQSBU-270

Product No.	Size D x W x H	Qty. Bins	No. Shelves	Wt. (lbs.)	Price Ea.
HQSBU-230240	12 x 36 x 75"	36 - HQUS230, 12 - HQUS240	10	143	\$685.39
HQSBU-239	12 x 36 x 75"	28 - HQUS239	8	141	632.88
HQSBU-240	12 x 36 x 75"	28 - HQUS240	8	146	648.60
HQSBU-245	12 x 36 x 75"	24 - HQUS245	7	138	646.15
HQSBU-250	12 x 36 x 75"	14 - HQUS250	8	132	533.57
HQSBU-255	18 x 36 x 75"	21 - HQUS255	8	158	762.10
HQSBU-260	18 x 36 x 75"	15 - HQUS260	6	133	755.57
HQSBU-265	18 x 36 x 75"	24 - HQUS265	7	146	842.13
HQSBU-270	18 x 36 x 75"	10 - HQUS270	6	123	656.34

INDUSTRIAL DUTY HOPPER BINS & TOTES

MAGNUM Series Giant Hopper Bins

- Simply the strongest plastic bins made.
- Extra strong injection molded virgin polyethylene bins are perfect for storing and transporting large parts or components.

Hopper front allows immediate access and instant visibility. Ribbed reinforced walls ensure superior strength, wide ledges allow for 150 lb. stack capacity per bin and interlock for positive stacking. Bins have molded in label holders and 3 divider slots. Impervious to most industrial solvents, corrosion, rust and rot resistant. Withstands temperatures for -40°F to +180°F. Molded label holders. Optional clear windows maximize storage capacity, prevent spillage and protect parts from dust and dirt. Window converts bin into a true tote while allowing for inspection of parts. Optional dividers keep contents organized, providing maximum storage capacity. Available in (BK) Black, (YL) Yellow, (RD) Red, (GN) Green or (BL) Blue – please specify. FOB Shipping Point.



QUANTUM® STORAGE SYSTEMS



NEW!!! Mobile MAGNUM Bins

- Bin comes with 2 rigid and 2 swivel 3" casters.
- Allows for 300 lb. mobile capacity.
- Stacks on each other with casters in place.
- FOB Shipping Point.

HMQS843MOB

Product No.	Outside Dim. L x W x H	Inside Dim. L x W x H	Wt. (lbs.)	Price Ea.
HQMS843MOB	29 x 18½ x 11½"	26¾ x 17¼ x 11"	14	\$95.78

Product No.	Outside Dimensions L x W x H	Inside Dimensions L x W x H	Qty. Ctn.	Wt. (lbs.) Ctn.	Price Ea.	CLEAR WINDOWS			DIVIDERS					
						Product No.	Pkg. Qty.	Wt. (lbs.) Ctn.	Price Per Pkg.	Product No.	Size D x H	Pkg. Qty.	Wt. (lbs.) Ctn.	Price Per Pkg.
HQMS531	19½ X 12½ X 5½"	17¼ x 11¼ x 5½"	6	12	\$21.13	HWMS531	6	3	\$38.06	HDMS531	19½ x 5½"	6	3	\$37.73
HQMS532	19½ x 12½ x 7½"	17¼ x 11¼ x 7½"	6	24	22.84	HWMS532	6	3	44.34	HDMS532	19½ x 7½"	6	3	43.15
HQMS533	19½x 12½ x 11½"	17¼ x 11¼ x 11"	3	14	27.43	HWMS533	3	3	24.13	HDMS533	19½ x 11½"	3	3	25.64
HQMS543	19½ x 18½ x 11½"	17¼ x 17¼ x 11"	1	6	40.01	HWMS543	1	1	9.31	HDMS543	19½ x 11½"	1	1	8.57
HQMS743	29 x 18½ x 11½"	26¾ x 17¼ x 11"	1	10	62.76									



HMSU-531



HMSU-532



HMSU-533



HMSU-543

Magnum Bin Units

- Complete organizational packages.
- The ideal solution for storage, organization and easy retrieval of small and large parts.

These ultra heavy-duty shelving systems incorporate Giant Hopper Bins shown above. Five combinations solve any storage requirements. Bins offer optional clear window fronts as well as dividers for maximum storage capacity – both shown above. Shelving is tough 42"W. with a 475 lb. capacity per shelf. Smooth powder coat finish won't rust or corrode. Bins available in Blue, Yellow, Green, Red or Black – please specify. FOB Shipping Point.

MAGNUM BIN UNITS					
Product No.	Size L x W x H	No. Shelves	Bin Qty.	Wt. (lbs.)	Price Ea.
HMSU-531	18 x 42 x 75"	10	27-HQMS531	181	\$1,123.27
HMSU-532	18 x 42 x 75"	8	21-HQMS532	191	950.73
HMSU-533	18 x 42 x 75"	6	15-HQMS533	157	839.45
HMSU-543	18 x 42 x 75"	6	10-HQMS543	141	865.28
HMSU16-MIX	18 x 42 x 75"	7	4-HQMS543, 3-HQMS533 6-HQMS532, 3-HQMS531	173	907.22



HMSU-16-MIX

DIVIDABLE GRID CONTAINERS


Dividable Grid Containers

- Injection molded from high density FDA approved polyethylene.
- Resists most solvents and chemicals.

Can be used in industrial, commercial, electronic and health care industries for storage, assembly, fabrication and distribution applications. Compatible with most racks, shelving and automated, material handling equipment. Stacking rims and multi-ribbed external sides provide high impact strength. Large, smooth surface area on all four sides for content identification. Molded-in stacking ridge assures containers will stack securely with or without covers. Available in Blue, Red, Gray or Clear -- please specify. FOB Shipping Point. Containers can be divided by length and/or with allowing subdivision down to a 1½" square compartment size -- available in Gray.

CARD HOLDERS - 6/PKG.

Product No.	Fits Containers	
HLBL2X8	H91035, H92035, H93030	Price/Pkg. \$12.75
HLBL3X5	H91050, H92060, H93060	Price/Pkg. \$14.16
HLBL5X8	H92080, H93080, H93120	Price/Pkg. \$15.40



Containers can be divided by length and/or width allowing a subdivision down to a 1½" square compartment size.



Cover protects contents from damage or dust in shipping and storage -- available in standard colors.



Optional velcro clear card holder fits any size container - available in 3 sizes.

10" LENGTH										DIVIDABLE GRID CONTAINER											
										CLEAR**		LONG DIVIDER 10"W.		SHORT DIVIDER 8"W.		COVERS (Standard colors)			CLEAR COVERS		
Product No.	Outside Dim. L x W x H	Inside Dim. L x W x H	Cu. Cap.	Wt. Cap. (lbs.)	Ctn. Qty.	Ctn. Wt. (lbs.)	Price Ea.	Price Ea.	Product No.	Pkg. Qty.	Price Ea.	Product No.	Pkg. Qty.	Price/Pkg.	Product No.	Ctn. Qty.	Price Ea.	Product No.	Ctn. Qty.	Price Ea.	
HDG91025	10½ x 8½ x 2½"	9½ x 6½ x 2"	0.07	50	20	16	\$6.75	7.76	HDL91025	6	\$11.94	HDS91025	6	\$10.87	HCOV91000	10	\$5.64	HCOV91000CL	10	\$6.49	
HDG91035	10½ x 8½ x 3½"	9½ x 6½ x 3"	0.10	50	20	24	8.22	9.45	HDL91035	6	12.25	HDS91035	6	11.34	HCOV91000	10	5.64	HCOV91000CL	10	6.49	
HDG91050	10½ x 8½ x 5"	9½ x 6½ x 4"	0.19	50	20	32	9.04	10.39	HDL91050	6	13.57	HDS91050	6	12.33	HCOV91000	10	5.64	HCOV91000CL	10	6.49	
16" LENGTH										16"W.				10"W.							
HDG92035	16½ x 10½ x 3½"	14½ x 9½ x 3"	0.24	75	12	23	10.88	12.51	HDL92035	6	16.61	HDS92035	6	15.24	HCOV92000	4	7.85	HCOV92000CL	4	9.01	
HDG92050	16½ x 10½ x 5"	14½ x 9½ x 4½"	0.36	75	12	25	12.25	14.09	HDL92050	6	18.31	HDS92050	6	13.25	HCOV92000	4	7.85	HCOV92000CL	4	9.01	
HDG92060	16½ x 10½ x 6"	14½ x 9½ x 5½"	0.44	75	8	20	16.04	18.45	HDL92060	6	19.36	HDS92060	6	14.61	HCOV92000	4	7.85	HCOV92000CL	4	9.01	
HDG92080	16½ x 10½ x 8"	14½ x 9½ x 7½"	0.60	75	8	27	19.82	22.79	HDL92080	6	21.00	HDS92080	6	16.51	HCOV92000	4	7.85	HCOV92000CL	4	9.01	
22" LENGTH										22"W.				17"W.							
HDG93030	22½ x 17½ x 3"	20½ x 15½ x 2½"	0.44	85	6	20	21.12	24.28	HDL93030	6	22.15	HDS93030	6	20.69	HCOV93000	3	13.16	HCOV93000CL	3	15.15	
HDG93060	22½ x 17½ x 6"	20½ x 15½ x 5½"	0.97	85	3	19	25.79	29.67	HDL93060	6	24.58	HDS93060	6	21.99	HCOV93000	3	13.16	HCOV93000CL	3	15.15	
HDG93080	22½ x 17½ x 8"	20½ x 15½ x 7½"	1.32	85	3	16	30.61	35.21	HDL93080	6	29.40	HDS93080	6	24.90	HCOV93000	3	13.16	HCOV93000CL	3	15.15	
HDG93120	22½ x 17½ x 12"	20½ x 15½ x 11½"	2.03	85	3	23	33.45	38.46	HDL93120	6	49.87	HDS93120	6	44.72	HCOV93000	3	13.16	HCOV93000CL	3	15.15	

** To order Clear Containers please add the suffix "CL" to the end of the Product No.


Conductive Dividable Grid Containers

- Injection molded with a carbon filled copolymer polypropylene.
- Protects sensitive electronic components from typical electromagnetic interference (EMI).

Can be used for storage and transportation of electronic components and parts, assemblies, and loaded circuit boards. Electrostatic Decay Rate is tested to meet Mil Spec Mil-B-81075B at less than 0.1 seconds. Surface Resistivity is less than 105 Ohms - per - square when tested per ASTM - D527. Containers can be divided by length and/or width allowing subdivision down to a 1½" square compartment size. FOB Shipping Point.

CARD HOLDERS - 6/PKG.

Product No.	Fits Containers	
HLBL2X8CO	H91035CO, H92035CO, H93030CO	Price/Pkg. \$16.69
HLBL3X5CO	H91050CO, H92060CO, H93060CO	Price/Pkg. \$17.88
HLBL5X8CO	H92080CO, H93080CO, H93120CO	Price/Pkg. \$18.76



CONDUCTIVE DIVIDABLE GRID CONTAINER																		
Product No.	Outside Dim. L x W x H	10" LENGTH Inside Dim. L x W x H	Cu. Cap.	Wt. Cap. (lbs.)	Ctn. Qty.	Ctn. Wt. (lbs.)	Price Ea.	LONG DIVIDER 10"W.			SHORT DIVIDER 8"W.			COVER				
								Product No.	Pkg. Qty.	Price Per. Pkg.	Product No.	Pkg. Qty.	Price Per. Pkg.	Product No.	Ctn. Qty.	Price Ea.		
HDG91025CO	10½ x 8½ x 2½"	9½ x 6½ x 2"	0.07	50	20	16	\$14.88	HDL91025CO	6	\$15.01	HDS91025CO	6	\$10.61	HCOV91000CO	10	\$11.25		
HDG91035CO	10½ x 8½ x 3½"	9½ x 6½ x 4-12"	0.10	50	20	24	16.30	HDL91035CO	6	16.90	HDS91035CO	6	12.07	HCOV91000CO	10	11.25		
HDG91050CO	10½ x 8½ x 5"	9½ x 6½ x 4"	0.19	50	20	32	18.73	HDL91050CO	6	19.33	HDS91050CO	6	14.43	HCOV91000CO	10	11.25		
16½" LENGTH								16½"L.			10"W.							
HDG92035CO	16½ x 10½ x 3½"	14½ x 9½ x 3"	0.24	75	12	23	22.82	HDL92035CO	6	20.18	HDS92035CO	6	16.90	HCOV92000CO	4	20.75		
HDG92050CO	16½ x 10½ x 5"	14½ x 9½ x 4½"	0.36	75	12	25	25.81	HDL92050CO	6	25.63	HDS92050CO	6	19.39	HCOV92000CO	4	20.75		
HDG92060CO	16½ x 10½ x 6"	14½ x 9½ x 5½"	0.44	75	8	20	28.09	HDL92060CO	6	28.58	HDS92060CO	6	21.57	HCOV92000CO	4	20.75		
HDG92080CO	16½ x 10½ x 8"	14½ x 9½ x 7½"	0.60	75	8	27	35.70	HDL92080CO	6	39.09	HDS92080CO	6	28.42	HCOV92000CO	4	20.75		
22½" LENGTH								22½"L.			17½"W.							
HDG93030CO	22½ x 17½ x 3"	20½ x 15½ x 2½"	0.44	85	6	20	50.37	HDL93030CO	6	34.99	HDS93030CO	6	25.15	HCOV93000CO	3	36.61		
HDG93060CO	22½ x 17½ x 6"	20½ x 15½ x 5½"	0.97	85	3	19	58.55	HDL93060CO	6	40.01	HDS93060CO	6	34.09	HCOV93000CO	3	36.61		
HDG93080CO	22½ x 17½ x 8"	20½ x 15½ x 7½"	1.32	85	3	16	67.90	HDL93080CO	6	55.37	HDS93080CO	6	40.49	HCOV93000CO	3	36.61		
HDG93120CO	22½ x 17½ x 12"	20½ x 15½ x 11½"	2.03	85	3	26	80.94	HDL93120CO	6	91.25	HDS93120CO	6	80.70	HCOV93000CO	3	36.61		

PLASTIC DRAWER CABINETS, ORGANIZERS & TOTES



Plastic Drawer Cabinets

• Easy to identify items.

Heavy-duty reinforced construction with durable high impact polypropylene frame and clear polypropylene drawers and bins. See through drawers come with drawer dividers for every drawer. Stable stacking and mounting. Drawer stops prevent spills. Textured drawer pulls. FOB Shipping Point.



HPDC-22BK



HPDC-12BK



HPDC-18BK



HPDC-60BK



HPDC-39BK



HPDC-930BK

PLASTIC DRAWER CABINETS					
Product No.	Outside Dim. L x W x H	Drawer/Bin Qty.	Drawer Dim. L x W x H	Wt. (lbs.)	Price Ea.
HPDC-12BK	6¼ x 10½ x 10¼"	8 drawers	5½ x 2 x 1¼"	3	\$29.63
HPDC-18BK	6¼ x 15 x 18¾"	4 drawers	5½ x 4¼ x 2"	5	65.73
HPDC-22BK	6¼ x 19½ x 10"	18 drawers	5½ x 4¼ x 2"	5	48.76
HPDC-39BK	6¼ x 15 x 18¾"	8 drawers	5½ x 2 x 1¼"	6	68.13
HPDC-60BK	6¼ x 15 x 18¾"	30 drawers	5½ x 4¼ x 2"	7	69.75
HPDC-930BK	6¼ x 15 x 18¾"	9 drawers	5½ x 2 x 1¼"	6	68.13
		30 drawers	5½ x 4¼ x 2¾"		

Organizers

• Single or double sided designs.

Clear lid design allows quick identification of parts inside. Unique latch enables lid to close and latch tight and secure. Dividers prevent parts from migrating between various compartments. Base and lid manufactured from industrial grade polypropylene. Dividers included allows you to customize the size of the desired compartment inside. FOB Shipping Point.



Double Sided Design



Single Sided Design

ORGANIZERS						
Product No.	Description	Dividers Included	Outside Dim. L x W x H	Ctn. Qty.	Ctn. Wt. (lbs.)	Price Ea.
SINGLE SIDED DESIGN						
HORG80032	Up to 17 compartments	12	12½ x 10 x 2½"	6	7	\$12.33
HORG81532	Up to 23 compartments	18	15 x 12¼ x 2¾"	6	11	19.37
HORG81832	Up to 26 compartments	21	18 x 14 x 3"	4	10	28.84
DOUBLE SIDED DESIGN						
HORG80322	Up to 32 compartments	24	12¼ x 10¼ x 3"	5	9	18.90

Sold in carton quantities only.

Tool Caddy


- Industrial strength, hand-held caddy is ideal for tools and supplies.
- Deep compartments make transporting tools, supplies and loose parts easy.

Portable, high-density polypropylene caddy has extra strength ribs for support. Available in Gray or Blue – please specify. FOB Shipping Point.



Product No.	Size L x W x H	Ctn. Qty.	Wt. (lbs.)	Price Ea.
HTC-500	18¼ x 13¾ x 8¾"	6	13	\$16.57

STORAGE SYSTEMS & TILTVIEW™ BINS




Steel Storage Cabinets

- Two cabinets fit side by side on standard 36"W. shelving.

Drawers are removable and are rust, corrosion and dent proof. No sharp edges to damage parts. Unique rear stop tab on each drawer prevents spills. H19 series includes one drawer color per cabinet -- Gray in color. FOB Shipping Point.

Polystyrene Drawers

- 1) Heavy duty welded-steel frame and Charcoal Gray powder coated finish.
- 2) Strong high-impact polystyrene drawers.
- 3) Molded-in label holder and transparent window allow instant content identification.



Storage-Go-Round

- Holds up to 1,000 lbs. of parts.

Access 20 cabinets and as many as 560 drawers in less than three square feet of floor space. Accommodates the 19-Series Steel Cabinets -- mix or match a quantity of 20 (sold separately). Swing diameter 43". Overall size 31"L x 31"W x 60"H.

Assembly required. FOB Shipping Point.

H98325 Wt. 109 (lbs.) **Price Ea. \$1,783.09**

H98325 Storage-Go-Round
with turntable base

(Storage Drawer Cabinets sold separately)

H19 SERIES HEAVY-DUTY CABINETS**							EXTRA CROSS DIVIDERS		
Product No.	Description	Overall Size W x H x D	No. Drawers Per Cabinet	Drawer Dimensions W x H x D	Wt. (lbs.)	Price Ea.	Product No.	Ctn Qty.	Pkg Price.
H19228	Storage Cabinet*	17 x 11 x 11"	28	2 5/8 x 2 1/8 x 10 5/8"	21	\$286.76	-	-	-
H19320	Storage Cabinet*	17 x 11 x 11"	20	3 3/8 x 2 1/8 x 10 5/8"	21	\$283.61	-	-	-
H19416	Storage Cabinet*	17 x 11 x 11"	16	4 x 2 1/8 x 10 5/8"	19	\$284.83	-	-	-
H19715	Storage Cabinet*	17 x 11 x 11"	15	3 3/8 x 3 1/8 x 10 5/8"	19	\$279.33	-	-	-
H19909	Storage Cabinet*	17 x 11 x 11"	9	5 3/8 x 3 1/8 x 10 5/8"	18	\$264.92	H40909	25	\$0.58

* Available with a locking door when ordered in quantities of 50 or more.

** Two removable dividers and one label per drawer included.

TiltView™ Bins

- Space-saving bin system improves organization & efficiency.
- Perfect for healthcare, retail, supply rooms & offices.

TiltView™ storage bin frames are made from a high-impact polystyrene and are ideal for small and medium-sized parts and components. Bins tilt out smoothly to allow easy access of items and can be removed for cleaning. They keep parts clean by keeping out dust and dirt. Bins can be stacked, wall mounted or used with optional rail systems. Choose from 6 sizes. Stone in color. FOB Shipping Point.

Product No.	No. of Bins	TILTVIEW™ BINS		Wt. (lbs.)	Price Ea.
		Size	L x W x H		
H06702	2	12 ⁵ / ₈	23 ⁵ / ₈ x 14"	13	\$232.38
H06703	3	7 ⁷ / ₈	23 ⁵ / ₈ x 9 ⁷ / ₈ "	7	112.48
H06704	4	6 ¹ / ₈	23 ⁵ / ₈ x 8 ³ / ₈ "	6	102.21
H06705	5	5 ⁵ / ₈	23 ⁵ / ₈ x 6 ¹ / ₂ "	4	62.14
H06706	6	3 ³ / ₄	23 ⁵ / ₈ x 4 ¹ / ₂ "	3	43.76




H06702



H06704



H06705




H06703



H06706

Surcharge may apply.

BINS & TOTES



AkroBins, ESD Bins, Dividers & Lids

- Control inventories, shorten assembly times, and minimize parts handling.
- Sturdy one-piece polypropylene construction.
- Optional lengthwise dividers keep items separated in the bin.
- Optional "See-through" crystal styrene lids keep contents dust-free and protected -- call for information.

AkroBins are heavy-duty and securely stack on top of each other, sit on shelving, and hang from racks, panels, rails and carts. Unaffected by weak acids and alkalis the sturdy one piece construction is water, rust, and corrosion-proof. Finger grip allows for easy handling. Large label slot for easy identification of contents. Autoclavable up to 250°F. Guaranteed not to crack or break under normal load conditions as stated in the 1-year limited warranty. ESD Bins dissipate electrostatic charges which can severely damage sensitive electronic components. Optional dividers and labels available. AkroBins available in Red, Yellow, Blue, Green, Black, Stone and Semi-Clear--please specify. ESD available in Black only. FOB Shipping Point.

ESD BINS (BLACK ONLY)						
Product No.	Outside Dim. L x W x H	Inside Dim. L x W x H	X*	Bin Load Cap. On Rack (lbs.)	Ctn. Qty.	Ctn. Wt. (lbs.) Price Ea.
H30210ESD	5 1/2 x 4 1/2 x 3"	4 1/4 x 3 1/4 x 2 1/4"	4"	10	24	5 \$7.15
H30220ESD	7 1/2 x 4 1/2 x 3"	6 1/4 x 3 1/4 x 2 1/4"	6"	10	24	8 9.60
H30230ESD	10 1/2 x 5 1/2 x 5"	10 1/4 x 4 3/4 x 4 3/4"	9"	30	12	10 22.21
H30235ESD	10 1/2 x 11 x 5"	10 1/4 x 10 x 4 3/4"	9"	50	6	10 34.80
H30240ESD	14 1/2 x 8 1/2 x 7"	14 x 6 1/2 x 6 1/2"	12"	60	12	24 57.46

X* is inside bottom dimension.

AKRO BINS						
Product No.	Outside Dim. L x W x H	Inside Dim. L x W x H	X*	Bin Load Cap. On Rack (lbs.)	Ctn. Qty.	Ctn. Wt. (lbs.) Price Ea.
H30210	5 1/2 x 4 1/2 x 3"	4 1/4 x 3 1/4 x 2 1/4"	4"	10	24	5 \$1.69
H30220	7 1/2 x 4 1/2 x 3"	6 1/4 x 3 1/4 x 2 1/4"	6"	10	24	8 2.10
H30224	10 1/2 x 4 1/2 x 4"	10 1/4 x 3 3/4 x 3 3/4"	9"	30	12	7 4.37
H30230	10 1/2 x 5 1/2 x 5"	10 1/4 x 4 3/4 x 4 3/4"	9"	30	12	10 5.22
H30234	14 1/2 x 5 1/2 x 5"	14 1/4 x 4 3/4 x 4 3/4"	12 1/2"	50	12	13 9.58
H30235	10 1/2 x 11 x 5"	10 1/4 x 10 x 4 3/4"	9"	50	6	10 9.39
H30239	10 1/2 x 8 1/2 x 7"	10 x 6 1/2 x 6 1/2"	8"	50	6	10 11.48
H30240	14 1/2 x 8 1/2 x 7"	14 x 6 1/2 x 6 1/2"	12"	60	12	24 9.61
H30250	14 1/2 x 16 1/2 x 7"	14 x 14 1/4 x 6 1/2"	12"	75	6	21 16.04
H30255	10 1/2 x 16 1/2 x 5"	9 3/4 x 15 x 4 3/4"	9"	60	6	12 17.03
H30260	18 x 11 x 10"	17 x 9 1/2 x 9 1/2"	14 1/2"	N/A	6	19 27.99
H30265	18 x 8 1/2 x 9"	17 1/2 x 6 1/2 x 8 1/2"	14 1/2"	N/A	6	17 23.19
H30270	18 x 16 1/2 x 11"	17 1/2 x 14 1/2 x 10 1/2"	14"	N/A	3	13 35.04

X* is inside bottom dimension.

Fits Akro Bins		Dividers Pkg. Qty.	Pkg. Wt. (lbs.)	Black Product No.	Price/Pkg.
H30210		6	1	H40210	\$9.44
H30220		6	1	H40220	10.16
H30224		6	1	H40224	16.75
H30230, H30235, H30255		6	2	H40230	17.21
H30234		6	2	H40234	20.96
H30239		6	3	H40239	25.34
H30240, H30250		6	3	H40245	23.86
H30260		6	4	H40260	29.39
H30265		6	5	H40265	42.43
H30270		6	6	H40270	46.91
H30320		7	3	H40321	15.69

H41230 Cross Divider for H30230 bins 6/pkg. Price /Pkg. \$9.51



Super-Size Akro Bins

- Helps control inventories, shorten assembly times and minimize parts handling. Easy to carry large handle molded onto back of bin.
- Heavy-duty bins securely stack atop each other -- or sit on shelving.

Molded of high-density polypropylene these durable bins are unaffected by weak acids and alkalis. Sturdy, one-piece construction is water, rust and corrosion-proof. Guaranteed not to crack or break under normal load conditions. Autoclavable up to 250°F. Available in Red, Yellow or Blue -- please specify. FOB Shipping Point.

Product No.	Top O.D. L x W x H	Max Capacity per Bin (lbs.)	Ctn. Qty.	Ctn. Wt. (lbs.)	Price Ea.
SUPER SIZE AKRO BINS					
H30280	20 x 12 1/2 x 6"	200	4	10	\$19.99
H30281	20 x 12 1/2 x 8"	200	3	9	22.67
H30282	20 x 12 1/2 x 12"	200	2	8	26.36
H30283	20 x 18 1/2 x 12"	300	1	7	37.45
H30284	23 1/2 x 8 1/2 x 7"	200	4	12	33.25
H30286	23 1/2 x 11 x 7"	200	4	16	36.25
H30287	23 1/2 x 11 x 10"	300	4	17	40.66
H30288	23 1/2 x 16 1/2 x 11"	300	1	6	44.18
H30289	23 1/2 x 18 1/2 x 12"	300	1	9	41.75
H30290	29 1/4 x 18 1/2 x 12"	300	1	8	51.60
H30292	29 1/2 x 11 x 10"	300	4	20	48.81
H30293	29 1/2 x 16 1/2 x 11"	300	1	7	49.30

Dividers For Super-Size Akro Bins

Dividers can be used to divide bins widthwise or lengthwise. Just slip dividers into grooves on the inside of the bins. Also fits Mobile Bins (MOB).



Divider Widthwise



Divider Lengthwise

SUPER SIZE AKRO BIN DIVIDERS				
Product No.	Description	Fits Super Bins	Pkg. Qty.	Wt. (lbs.) Price/Pkg.
H40280	Length Divider	H30280	2	1 \$16.64
H40281	Length Divider	H30281	3	2 27.53
H40282	Length Divider	H30282 & H30283	1	1 13.24
H40286	Length Divider	H30284 & H30286	4	3 29.59
H40287	Length Divider	H30287 & H30288	6	7 72.50
H40292	Length Divider	H30292 & H30293	6	9 87.99
H41284	Width Divider	H30284	2	1 16.43
H41286	Width Divider	H30286	2	1 17.63
H41287	Width Divider	H30287 & H30292	6	3 47.30
H41288	Width Divider	H30288 & H30293	6	5 68.91
H41289	Width Divider	H30289	2	2 22.12

Surcharge may apply.

BINS SYSTEMS

Bin Systems

- Create a complete storage system on walls or on the back of shelving.
- Panels provide a versatile structure that lets you build your own Akro Bin System.


Panels are available in 18" x 36" widths. Two louvered racks available. Two bench racks available that support 120 lbs. Free standing floor rack supports 2000 lbs. FOB Shipping Point.



H30812



H30016



H30008

MOBILE KIT - CASTERS & HANDLE					
Product No.	Ctn. Qty.	Fits Hanging System No.	Caster Type	Wt. (lbs.)	Price Ea.
H30424	1	H30016	4" Polyolefin	10	\$192.23



H30148 Steel Rail Wall-mountable unit accepts 7 sizes of AkroBins. 110 (lbs.) capacity.

RAIL RACKS & BIN CARTS (Akro Bins SOLD SEPARATELY)					QUANTITIES OF BINS TO FIT RAIL RACKS & BIN CARTS									
Product No.	Description	Dimensions L x W x H	Wt. (lbs.)	Price Ea.	H30210 (10lbs.)	H30220 (10lbs.)	H30224 (30lbs.)	H30230 (30lbs.)	H30234 (50lbs.)	H30235 (50lbs.)	H30239 (50lbs.)	H30240 (60lbs.)	H30250 (75lbs.)	H30255 (60lbs.)
H30008*	Rack, 1 sided, 16 rails	36 x 14 1/2 x 53"	60	532.06	96	96	48	48	48	24	24	24	12	16
H30016*	Rack, 2 sided, 16 rails	36 x 20 x 53"	65	552.61	192	192	96	96	96	48	48	48	24	32
H30812*	Bin Cart	38 1/2 x 24 x 36 1/2"	87	1,055.93	96	96	64	48	48	24	24	24	12	16
H30148*	Steel Rail	47 1/2 x 3/4 x 3"	6	54.15	11	11	11	8	6	3	-	-	-	3

* Ships by truck.

Louvered Hanging Systems

- Maximize parts storage and handling efficiency
- Secure stationary racks to the wall or floor and wall-mountable panels to a solid structure


More Options to Organize More Efficiently! Redesigned construction allows a more finished look, while still providing the same strength and durability of other Akro-Mils panels. Set up time and installation are quick and easy. Combined with other Akro-Mils storage products, these new panels and racks will help you make optimal use of your available space. Gray in color. Select items available in Beige - please specify. FOB Shipping Point.



H30661



H30651



H30636

Louvered Panels and Bench Racks
Louvered panels used with AkroBins® offer the ultimate in storage flexibility.

LOUVERED FLOOR RACK (Akro Bins SOLD SEPARATELY)					QUANTITY OF BINS TO FIT LOUVERED FLOOR RACK									
Product No.	Description	Dimensions L x W x H	Wt. (lbs.)	Price Ea.	H30210 (10lbs.)	H30220 (10lbs.)	H30224 (30lbs.)	H30230 (30lbs.)	H30234 (50lbs.)	H30235 (50lbs.)	H30239 (50lbs.)	H30240 (60lbs.)	H30250 (75lbs.)	H30255 (60lbs.)
H30653	Louvered Floor Rack	32 x 35 1/4 x 75 1/2"	182	\$1,326.96	288	288	192	144	144	72	72	72	36	48
H30661†	Louvered Rack, Single Sided	36 3/4 x 13 1/2 x 66 1/2"	100	601.13	96	96	72	60	60	28	24	24	12	18
H30676†	Louvered Rack, Double Sided	36 3/4 x 25 x 66 1/2"	140	984.34	192	192	144	108	108	56	48	48	24	36
H30651	Heavy Duty Louvered Rack, Single Sided	35 1/2 x 17 x 75 1/2"	100	967.51	144	144	98	72	72	36	36	36	18	24

HLVDMOBILE Mobile Kit for H30676 Wt. 8 (lbs.) Price Ea. \$519.17.

* Ships by truck.

† Also available in Beige.

Surcharge may apply.

LOUVERED PANELS & BENCH RACKS (Akro Bins SOLD SEPARATELY)					QUANTITIES OF BINS TO FIT LOUVERED PANELS & BENCH RACKS									
Product No.	Description	Dimensions L x W x H	Ctn Qty.	Wt. (lbs.)	Price Ea.	H30210 (10lbs.)	H30220 (10lbs.)	H30224 (30lbs.)	H30230 (30lbs.)	H30234 (50lbs.)	H30235 (50lbs.)	H30239 (50lbs.)	H30240 (60lbs.)	H30250 (75lbs.)
H30118	Louvered Panel	18 x 3/4 x 61"	1	25	\$143.19	48	48	36	30	30	14	12	12	6
H30161*	Louvered Panel	36 x 3/4 x 61"	1	40	276.39	96	96	72	54	54	28	24	24	12
H30618	Louvered Panel	18 x 3/4 x 19"	4	24	41.54	16	16	12	9	9	3	4	4	2
H30636†	Louvered Panel	35 1/2 x 3/4 x 19"	4	47	63.04	32	32	24	18	18	9	8	8	4
H98600*	27 1/2" Bench Rack	27 1/2 x 8 1/4 x 19 1/4"	1	16	142.86	30	30	18	12	12	6	6	6	-
H98636*	36" Bench Rack	36 x 8 x 20"	1	19	169.84	40	40	24	18	18	9	8	8	4

* Ships by truck.

† Also available in Beige.


BINS & SHELVING SYSTEMS



Shelf Bins

- Durable polypropylene bins provide an attractive, neat appearance.
- Superior construction allows shelf bins to be fully loaded without bulging or cracking.

Outlasts corrugated bins - pays for themselves in reduced replacement costs. One-piece construction is waterproof and unaffected by grease or oil. Works with 12", 18", and 24" deep shelving, or vertical storage and retrieval units. Labels available. Available in 25 sizes and five colors--Red, Yellow, Blue, Green or Semi-Clear (SCLAR) -- please specify. FOB Shipping Point.



DIVIDERS				
Product No.	Fits Bins	Pkg. Qty.	Wt. (lbs.) Ctn.	Price Pkg.
H40120	H30120, H30124, H30128	24	1	\$17.09
H40020	H30040, H30048, H30044	12	1	16.37
H40130	H30130, H30138, H30164	24	2	23.28
H40030	H30090, H30098, H30094	12	1	18.84
H40040	H30080, H30088, H30084	12	2	25.57
H40150	H30150, H30158, H30184	24	3	43.16
H40170	H30170, H30174, H30178	24	4	53.55

POLYPROPYLENE SHELF BINS							
12" SHELF BINS							
Product No.	Available Colors	Outside Dimension L x W x H	Inside Dimension L x W x H	Ctn Qty.	Cups per Bin Small	Cups per Bin Large	Wt.(lbs.) Ctn.
H30110*	R,Y,B,G,SC	11 1/2 x 2 1/2 x 4"	10 1/4 x 1 1/2 x 4"	24	3	-	5
H30120*	R,Y,B,G	11 1/2 x 4 1/2 x 4"	10 1/4 x 3 x 4"	24	5	2	9
H30040	R,B,G,SC	11 1/2 x 4 1/2 x 6"	9 3/4 x 2 1/2 x 5 1/2"	16	3	2	10
H30130*	R,Y,B,G	11 1/2 x 6 1/2 x 4"	10 1/4 x 5 1/2 x 4"	12	9	4	7
H30090	R,B,G,SC	11 1/2 x 6 1/2 x 6"	9 3/4 x 5 x 5 1/2"	10	8	3	6
H30150*	R,Y,B,G	11 1/2 x 8 1/2 x 4"	10 1/4 x 7 1/2 x 4"	12	11	4	8
H30080	R,B,G,SC	11 1/2 x 8 1/2 x 6"	9 3/4 x 6 1/2 x 5 1/2"	8	10	6	8
H30170	R,Y,B,G	11 1/2 x 11 1/2 x 4"	10 1/4 x 10 x 4"	12	15	6	11
18" SHELF BINS							
H30128*	R,Y,B,G	17 1/2 x 4 1/2 x 4"	16 1/2 x 3 x 4"	12	8	3	7
H30048	R,B,G,SC	17 1/2 x 4 1/2 x 6"	16 x 2 1/2 x 5 1/2"	8	5	3	7
H30138*	R,Y,B,G	17 1/2 x 6 1/2 x 4"	16 1/2 x 5 1/2 x 4"	12	15	6	9
H30098	R,Y,B,G,SC	17 1/2 x 6 1/2 x 6"	16 x 5 x 5 1/2"	10	13	6	11
H30158	R,Y,B,G	17 1/2 x 8 1/2 x 4"	16 1/2 x 7 1/2 x 4"	12	15	6	12
H30088	R,B,G,SC	17 1/2 x 8 1/2 x 6"	16 x 6 1/2 x 5 1/2"	8	16	11	10
H30178	R,Y,B,G	17 1/2 x 11 1/2 x 4"	16 1/2 x 10 x 4"	12	25	12	15
24" SHELF BINS							
H30124*	R,Y,B,G	23 1/2 x 4 1/2 x 4"	22 1/2 x 3 x 4"	12	11	4	11
H30164*	R,Y,B,G	23 1/2 x 6 1/2 x 4"	22 1/2 x 5 1/2 x 4"	6	21	8	8
H30094	R,B,G,SC	23 1/2 x 6 1/2 x 6"	21 1/2 x 5 x 5 1/2"	10	17	8	15
H30184	R,Y,B,G	23 1/2 x 8 1/2 x 4"	22 1/2 x 7 1/2 x 4"	6	25	8	9
H30084	B,G,SC	23 1/2 x 8 1/2 x 6"	21 1/2 x 6 1/2 x 5 1/2"	6	25	8	12
H30174	R,Y,B,G	23 1/2 x 11 1/2 x 4"	22 1/2 x 10 x 4"	6	35	16	11
H30014	B,G,SC	23 1/2 x 11 1/2 x 6"	21 1/2 x 9 1/2 x 5 1/2"	6	35	16	15

*Also available in 100% recycled material -- call for information.

EXTENDED LABEL HOLDERS					
Product No.	Size W x H	Description	Pkg. Qty.	Wt. (lbs.) Ctn.	Price Pkg.
H40410	4 x 2 1/4"	10° Angle	24	2	\$60.68

BIN CUPS					
Product No.	Size L x W x H	Description	Ctn Qty.	Wt. (lbs.) Ctn.	Price Ctn.
H30101	2 x 3 1/4 x 3"	Small Bin Cup	48	4	\$39.52
H30102	2 1/2 x 5 x 3"	Large Bin Cup	24	5	35.37

Pick Rack Systems


- Parts are organized and are ready for easy, instant selection.
- Rugged steel construction supports heavy loads.

Angled shelves keep small parts in the front of the bins for easy viewing and picking. Convenient heavy-duty storage. Handsome Gray baked-enamel finish. Bins available in Red, Yellow, Blue, Green or Semi-Clear -- please specify. FOB Shipping Point.

8 SHELF, SINGLE SIDED RACK							
Product No.	Description	Bin Product No.	Overall Size D x W x H	Bin Size L x W x H	Bin Qty.	Wt. (lbs.)	Price Ea.
HAPRS	Single sided, no bins	-	12 x 36 1/2 x 60 1/2"	-	55	\$713.10	
HAPRS110	Single sided, w/bins	H30110	12 x 36 1/2 x 60 1/2"	11 1/2 x 2 1/2 x 4"	96	84	971.58
HAPRS150	Single sided, w/bins	H30150	12 x 36 1/2 x 60 1/2"	11 1/2 x 8 x 4"	32	80	972.10
3 SHELF, BENCH PICK RACK							
HAPRBENCH	Rack, no bins	-	-	-	-	24	329.99
HAPRBENCH120	Rack w/bins	H30120	12 x 36 1/2 x 25"	11 1/2 x 4 1/2 x 4"	24	35	414.24
HAPRBENCH150	Rack w/bins	H30150	12 x 36 1/2 x 25"	11 1/2 x 8 x 4"	12	33	416.67
16 SHELF, DOUBLE SIDED PICK RACK							
HAPRD	Rack, no bins	-	24 x 36 1/2 x 60 1/2"	-	-	110	1,334.25
HAPRD110	Rack w/bins	H30110	24 x 36 1/2 x 60 1/2"	11 1/2 x 2 1/2 x 4"	192	165	1,960.49
HAPRD120	Rack w/bins	H30120	24 x 36 1/2 x 60 1/2"	11 1/2 x 4 1/2 x 4"	128	162	1,782.78

HAPRDMOBILE Mobile unit for double sided rack. Wt. 18 (lbs.) Price Ea. \$398.42

CONVENIENT
heavy-duty storage.




Pick Rack Systems

Bin Pick Rack Systems

- Easy assembly.
- 50% more storage capacity than 12" deep pick rack.

Racks are made from 16-gauge steel with durable powder coated Gray finish. Features inclined shelves to keep parts visible and easily accessible. Over 100 lb. per shelf capacity. FOB Shipping Point.

BIN PICK RACK SYSTEMS				
Product No.	Description	Cap. (lbs.)	Wt. (lbs.)	Price Ea.
HAPRS18	8 Shelves/No Bins	900	150	\$1,120.01
HAPRD18	DOUBLE-SIDED, 39" D. X 36 1/2" W. X 60 1/2" H.	1800	206	2,094.97



HAPRS18

Surcharge may apply.


CLEAR BINS



Clear Shelf Bins

- Wide hopper front and molded-in holder.
- Choose from 13 sizes.

4" Shelf Bins are the industry standard for quality, durability and value. Molded from durable polypropylene for easy identification of parts and supplies. Built-in rear hanglock allows bin to tilt out for complete access. Optional dividers available. FOB Shipping Point.



H30120SCLAR

CLEAR SHELF BINS				
Product No.	Size L x W x H	Ctn. Qty.	Ctn. Wt. (lbs.)	Price Ea.
H30110SCLAR	11½ x 2¼ x 4"	24	5	\$2.16
H30120SCLAR	11½ x 4½ x 4"	24	9	2.39
H30124SCLAR	23½ x 4½ x 4"	12	11	6.34
H30128SCLAR	17½ x 4½ x 4"	12	7	3.46
H30130SCLAR	11½ x 6½ x 4"	12	7	3.18
H30138SCLAR	17½ x 6½ x 4"	12	9	4.70
H30150SCLAR	11½ x 8½ x 4"	12	8	4.06
H30158SCLAR	17½ x 8½ x 4"	12	12	6.03
H30164SCLAR	23½ x 6½ x 4"	6	8	9.60
H30170SCLAR	11½ x 11½ x 4"	12	10	6.33
H30174SCLAR	23½ x 11½ x 4"	6	11	14.34
H30178SCLAR	17½ x 11½ x 4"	12	14	9.58
H30184SCLAR	23½ x 8½ x 4"	6	9	14.09

Clear AkroBins®

- Molded of clear polypropylene.
- Choose from 14 sizes.
- Sturdy construction.

Organize inventory and keep parts in clear view with Clear AkroBins®. Heavy-duty bins securely stack atop each other and sit on shelving or hang from Akro-Mills louvered racks, panels rails and carts. Sturdy, one piece construction is water, rust and corrosion-proof. Guaranteed not to crack or break under normal load conditions. Optional lids and dividers available. FOB Shipping Point.



H30210SCLAR

CLEAR AKROBINS®				
Product No.	Size L x W x H	Ctn. Qty.	Ctn. Wt. (lbs.)	Price Ea.
H30210SCLAR	5½ x 4½ x 3"	24	5	\$1.69
H30220SCLAR	7½ x 4½ x 3"	24	8	2.10
H30224SCLAR	10½ x 4½ x 4"	12	7	4.37
H30230SCLAR	10½ x 5½ x 5"	12	10	5.22
H30234SCLAR	14½ x 5½ x 5"	12	13	9.58
H30235SCLAR	10½ x 11 x 5"	6	9	9.39
H30239SCLAR	10½ x 8½ x 7"	6	9	11.48
H30240SCLAR	14½ x 8½ x 7"	12	24	9.61
H30250SCLAR	14½ x 16½ x 7"	6	20	16.04
H30255SCLAR	10½ x 16½ x 5"	6	12	17.03
H30260SCLAR	18 x 11 x 10"	6	16	27.99
H30265SCLAR	18 x 8½ x 9"	6	17	23.19
H30270SCLAR	18 x 16½ x 11"	3	14	35.04
H30320SCLAR	8½ x 33 x 5"	4	12	31.96

Clear Super-Size AkroBins®

- Sturdy, one-piece construction.
- Optional window inserts keep contents visible.

20", 24" and 30" Deep Clear Bins for Super-Size Storage. Large capacity storage bins for organizing heavy or bulky items.

Heavy-duty bins molded in clear polypropylene. Extra large stacking containers feature anti-slide stop to prevent bins from shifting forward. Reinforced side ribs add strength and prevent spreading when stacked or loaded. Optional lids and dividers available. FOB Shipping Point.



H30280SCLAR

CLEAR SUPER-SIZE AKROBINS®				
Product No.	Size L x W x H	Ctn. Qty.	Ctn. Wt. (lbs.)	Price Ea.
H30280SCLAR	20 x 12½ x 6"	4	9	\$24.97
H30281SCLAR	20 x 12½ x 8"	3	8	28.36
H30282SCLAR	20 x 12½ x 12"	2	7	32.99
H30283SCLAR	20 x 18½ x 12"	1	6	46.81
H30284SCLAR	23½ x 8½ x 7"	4	12	41.58
H30286SCLAR	23½ x 11 x 7"	4	16	45.33
H30287SCLAR	23½ x 11 x 10"	4	20	50.85
H30288SCLAR	23½ x 16½ x 11"	1	8	53.93
H30289SCLAR	23½ x 18½ x 12"	1	9	52.18
H30290SCLAR	29½ x 18½ x 12"	1	7	64.49
H30292SCLAR	29½ x 11 x 10"	4	23	61.01
H30293SCLAR	29½ x 16½ x 11"	1	9	61.64

Clear ShelfMax® Bins

- Molded of clear polypropylene.

Clear 6" ShelfMax® Bins expand storage capacity up to 85% over standard 4" bins. Rolled top edge for added strength when filled to capacity. Durable clear polypropylene construction. Optional lids and dividers available. FOB Shipping Point.



H30040SCLAR

CLEAR SHELFMAX® BINS				
Product No.	Size L x W x H	Ctn. Qty.	Ctn. Wt. (lbs.)	Price Ea.
H30040SCLAR	11½ x 4½ x 6"	16	9	\$5.46
H30048SCLAR	17½ x 4½ x 6"	8	7	8.06
H30080SCLAR	11½ x 8½ x 6"	8	8	9.46
H30088SCLAR	17½ x 8½ x 6"	8	10	11.97
H30090SCLAR	11½ x 6½ x 6"	10	6	8.37
H30098SCLAR	17½ x 6½ x 6"	10	11	10.45
H30094SCLAR	23½ x 6½ x 6"	10	15	16.60
H30084SCLAR	23½ x 8½ x 6"	6	12	22.88
H30014SCLAR	25½ x 11½ x 6"	6	15	27.09

Surcharge may apply.

AkroDrawers

- Chemical and oil resistant.

Offered in 12" or 18" depths to work with compatible shelving. Easy to label and color code inventory for quick identification of parts and supplies. Drawers can be stacked to optimize space. Wide front handle for easy gripping when AkroDrawers are loaded or contain heavy contents. Can be used with available shelving, racks, mobile carts or can be used by themselves. Sturdy back stop tab ensures AkroDrawers can hang securely from shelves. Dividers are available to keep contents neatly separated in drawers. Available in Red, Blue, Yellow and Gray -- please specify. FOB Shipping Point.



H31182

H31168

H31188CRY

Product No.	Overall Size L x W x H	Cap. (lbs.)	Ctn. Qty.	Uses Dividers	Ctn. Wt. (lbs.)	Price Ea.	Crystal Clear Price Ea.
H31142	11½ x 3½ x 4½"	15	6	H41440	18	\$8.85	\$10.62
H31162	11½ x 5½ x 4½"	20	6	H41460	23	9.73	11.98
H31182	11½ x 8½ x 4½"	20	4	H41480	15	12.00	14.90
H31148	17½ x 3½ x 4½"	20	6	H41440	8	11.79	15.53
H31112	11½ x 11½ x 4½"	25	4	H41410	8	14.56	17.84
H31118	17½ x 11½ x 4½"	25	4	H41410	13	20.08	25.38
H31168	17½ x 5½ x 4½"	25	6	H41460	19	14.29	18.25
H31188	17½ x 8½ x 4½"	25	4	H41480	19	15.76	21.98

AkroDrawers™ DIVIDERS				
Product No.	Overall Size W x H x D	Fits AkroDrawers™	Pkg. Qty.	Wt. (lbs.)
H41440	3½ x 4½ x 1½"	H31142 and H31148	6	1
H41460	5½ x 4½ x 1½"	H31162, H31148 and H31168	6	1
H41410	10½ x 4½ x 1½"	H31112 and H31118	8	2
H41480	8½ x 4½ x 1½"	H31182 and H31188	6	1

STORAGE BINS



Cross-Stack Akro Tub

- Rugged, industrial-grade 90° nest and stack tub.
- Nesting when empty conserves storage space.

Made from durable FDA-approved materials. Extra-thick walls and reinforcing ribs provide superior strength. Smooth surface is easy to clean. Molded-in handles for easy lifting. Stacking grooves allow stable 90° stacks. Compatible with standard 36"W. shelving and conveyor systems. Available in Gray. FOB Shipping Point.

CROSS STACK AKRO TUBS						
Product No.	Top O.D. L x W x H	Cap. (Cu. Ft.)	Cap. (gals.)	Ctn. Qty.	Ctn. Wt. (lbs.)	Price Ea.
H34301	17.25 x 11 x 8"	0.52	3.85	6	33	\$14.27
H34303	23.75 x 17.25 x 8"	1.31	9.81	6	33	29.51
H34304	23.75 x 17.25 x 12"	1.92	14.38	6	33	34.00
H34305	25 x 16 x 8.5"	1.25	9.75	6	25	28.41
NEST ONLY TUB						
H34240	19 x 24.5 x 9.5"	-	-	6	33	44.58



Akro-Grids

- These divider boxes provide maximum versatility in standard work-in-progress or as a transfer container.

Intersecting dividers allow the container to be subdivided in separate compartments as small as 1 1/8" sq. Injection-molded from high density polyethylene -- resists most solvents and chemicals. Compatible with most racks, shelving and automated material handling equipment. Available in Red, Blue, or Gray -- please specify. Dividers and lids sold separately. FOB Shipping Point.



CONTAINERS										
Product No.	Outside Size L x W x H	A	B	Inside Size C	D	E	Cap. Cu. Ft.	Weight Cap. (lbs.)	Ctn. Qty.	Wt. (lbs.)
H33105*	10 1/2 x 8 1/2 x 5"	6 1/8"	9 1/8"	9 1/8"	6 1/8"	4 3/8"	0.16	25	20	18
H33164	16 1/2 x 10 1/2 x 4"	9 3/8"	14 1/8"	14 1/8"	9 3/8"	3 3/8"	0.29	20	12	20
H33166	16 1/2 x 10 1/2 x 6"	9 3/8"	14 1/8"	14 1/8"	9 3/8"	5 3/8"	0.44	35	8	16
H33168	16 1/2 x 10 1/2 x 8"	9 3/8"	14 1/8"	14 1/8"	9 3/8"	7 3/8"	0.59	40	6	15
H33220	22 1/2 x 17 1/2 x 10"	15 1/8"	20 1/8"	19 1/8"	14 1/8"	9 1/8"	1.66	50	2	13
H33223	22 1/2 x 17 1/2 x 3"	15 1/8"	20 1/8"	20 1/8"	15 1/8"	2 1/8"	0.47	30	6	17
H33224	22 1/2 x 17 1/2 x 4"	15 1/8"	20 1/8"	20 1/8"	15 1/8"	3 1/8"	0.61	30	6	22
H33226	22 1/2 x 17 1/2 x 6"	15 1/8"	20 1/8"	19 1/8"	14 1/8"	5 1/8"	0.96	40	4	18
H33228	22 1/2 x 17 1/2 x 8"	15 1/8"	20 1/8"	19 1/8"	14 1/8"	7 1/8"	1.30	50	3	16

*Not available in Red.

LIDS					
Product No.	Fit Box No.	Ctn. Qty.	Wt. (lbs.)	Price Ea.	
H33011	H33105	10	4	\$7.31	
H33061	H33164, H33166, H33168	4	4	11.04	
H33023	H33220, H33224, H33226, H33228, H33223	3	6	19.88	
SHORT DIVIDERS			Price Per Pkg.		
H41105	H33105	6	1	11.08	
H41164	H33164	6	1	16.83	
H41166	H33166	6	1	18.91	
H41168	H33168	6	2	20.29	
H41220	H33220	6	2	46.69	
H41223	H33223	6	1	25.13	
H41224	H33224	6	1	24.34	
H41226	H33226	6	2	27.51	
H41228	H33228	6	2	36.13	
LONG DIVIDERS			Price Per Pkg.		
H42105	H33105	6	1	11.70	
H42164	H33164	6	1	18.61	
H42166	H33166	6	2	22.64	
H42168	H33168	6	3	27.18	
H42220	H33220	6	3	53.35	
H42223	H33223	6	1	28.42	
H42224	H33224	6	2	28.67	
H42226	H33226	6	3	31.33	
H42228	H33228	6	3	40.69	

Surcharge may apply.

Stak-N-Store Bins

- The perfect way to organize heavy, bulky supplies.
- Bins stack to form tall, stable storage arrangements on floors or standard shelving.

Built tough for 75 lb. load capacity. Features large comfort grip handles. Large radius corners and a curved upper lip add strength. Side ribs insure stability when stacked. Wide-hopper front allows easy access. Available in Blue, Gray or Clear -- please specify. FOB Shipping Point.

STAK-N-STORE BINS				
Product No.	Top O.D. L x W x H	Ctn. Qty.	Ctn. Wt. (lbs.)	Price Ea.
H13014	17.5 x 10.875 x 12.5"	4	12	\$24.88
H13018	17.5 x 16.5 x 12.5"	2	8	30.83
H13017	15.25 x 19.875 x 12.4375"	3	13	31.58



Multi-Load Tote

- Versatile tote for general storage and logistics applications. 80 lb. Capacity.
- Ideal for maximizing space in Mini-Load Automated Storage and Retrieval System (ASRS).


Reinforced bottom, ribbed side walls and a reinforced rim for added strength and stability. The unique sidewall clip design allows cups to attach quickly and securely to the tote, offering maximum flexibility to the user. Sorting cups can be mixed in a single tote for maximum flexibility. Straight walls for efficient cubing on pallets and ASRS systems. Designed 2" x 4" label areas on length side of tote. FOB Shipping Point.



Tote Shown with Optional Sorting Cups

Product No.	Description	Overall Size L x W x H	Ctn. Qty.	Wt. (lbs.)	Price Ea.
MULTI-LOAD TOTE					
H38358	Multi-Load Tote, Gray	23 1/2 x 15 1/2 x 8 1/2"	4	22	\$42.24
SORTING CUPS					
H38008YEL	Sorting Cup - 1/8 Cup, Yellow	7 1/4 x 5 1/2 x 8 1/2"	12	14	11.45
H38004RED	Sorting Cup - 1/4 Cup, Red	15 1/2 x 5 1/2 x 8 1/2"	6	12	21.67

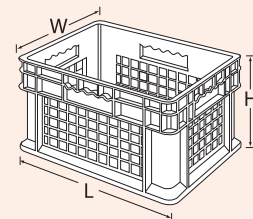
BINS & CONTAINERS



Straight Wall Containers

- Durable and reusable containers perfect for shipping, storage, and work-in-process usage.
- Designed with straight walls to provide efficient internal and external usage of space.

These straight wall containers have smooth inner walls that make cleaning easy and sanitary. The mesh sides allow excellent hot or cold air ventilation. Manufactured from injection-molded high-density polyethylene. Available in 4 sizes and 3 styles. Gray in color. FOB Shipping Point.

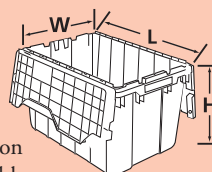


Product No.	Description	Outside Dimensions L x W x H	Inside Dimensions L x W x H	Ctn. Qty.	Wt. (lbs.) Ctn.	Price Ea.
H37208	Mesh Side/Base	15½ x 11½ x 8¼"	14¼ x 10¼ x 8"	12	29	\$22.00
H37278	Mesh Side/Solid Base	15½ x 11½ x 8¼"	14¼ x 10¼ x 8"	12	35	24.36
H37288	Solid Side/Base	15½ x 11½ x 8¼"	14¼ x 10¼ x 8"	12	40	23.31
H37608	Mesh Side/Base	23¾ x 15¾ x 8¼"	22¼ x 14¼ x 8"	4	16	32.06
H37678	Mesh Side/Solid Base	23¾ x 15¾ x 8¼"	22¼ x 14¼ x 8"	4	19	38.57
H37688	Solid Side/Base	23¾ x 15¾ x 8¼"	22¼ x 14¼ x 8"	4	21	35.07
H37612	Mesh Side/Base	23¾ x 15¾ x 12½"	22¼ x 14¼ x 12"	3	15	34.57
H37672	Mesh Side/Solid Base	23¾ x 15¾ x 12½"	22¼ x 14¼ x 12"	3	17	47.31
H37682	Solid Side/Base	23¾ x 15¾ x 12½"	22¼ x 14¼ x 12"	3	21	46.19
H37616	Mesh Side/Base	23¾ x 15¾ x 16½"	22¼ x 14¼ x 16"	2	13	40.19
H37676	Mesh Side/Solid Base	23¾ x 15¾ x 16½"	22¼ x 14¼ x 16"	2	14	51.27
H37686	Solid Side/Base	23¾ x 15¾ x 16½"	22¼ x 14¼ x 16"	2	18	54.91

Attached Lid Containers

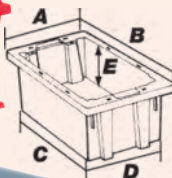

- These Industrial strength Attached Lid Containers form a reusable, versatile, economical system for order picking, distribution, shipping or storage.
- Attached lids snap securely closed to protect contents from dust or damage.

Durable and economical containers interwork for easy pallet loading. -- they stack one on top of the other when closed, nest when not in use for optimal compact storage. Available in Blue or Gray--please specify. FOB Shipping Point.



Product No.	Outside Dimensions L x W x H	ATTACHED LID Top Inside Dimensions L x W x H	CONTAINERS Bottom Inside Dimensions L x W	Cap. Cu. Ft.	Cap. (Gal.)	Ctn. Qty.	Ctn. Wt. (lbs.)	Price Ea.
H39085	21½ x 15 x 9"	19¾ x 14½ x 8¾"	18½ x 13½"	1.1	8.5	6	37	\$42.54
H39120	21½ x 15 x 12½"	19¾ x 14½ x 12"	18½ x 13½"	1.6	12.0	6	40	46.10
H39160*	27 x 17 x 12½"	25 x 15½ x 11"	23½ x 14"	2.3	16.9	2	9	66.35
H39170	21½ x 15 x 17"	19¾ x 14½ x 16½"	18½ x 13½"	2.3	17	3	25	51.30
H39175*	24 x 19½ x 12½"	22 x 18 x 11"	20½ x 16½"	2.3	17.2	4	10	73.12
H39280*	28 x 21 x 15½"	26 x 19 x 14"	25 x 18"	3.8	28.6	2	14	128.63

*Available in Gray only.



Nest and Stack Totes

- Heavy-duty industrial grade totes ideal for shipping, transfer, and storage applications.
- Made of durable high-density polypropylene - will not rust, corrode, or bend out of shape even when fully loaded.

Heavy-duty construction provides a superior service life resulting in lower replacement costs than "budget-priced" totes. Smooth surfaces are easy to clean and are resistant to most solvents and chemicals. Available optional lids protect contents from dust and damage. Stackable with or without lids for shipping. When empty and without lids, totes nest for space saving storage. Available in Red, Blue or Gray -- please specify. Gray totes manufactured from FDA-approved materials. FOB Shipping Point.

Surcharge may apply.

Label Holders

Clear plastic holders attach easily to NST's with or without the lid in place. Holders accommodate labels up to 3¾" x 5". 6 holders per package.

H35010 Optional Label Holder
Wt. 1 (lbs.) Price/Pkg. \$23.19

CONTAINERS									LIDS			
Product No.	Outside Dimensions L x W x D	A	Inside Dimensions B C D	E	Cap. Cu. Ft.	Ctn. Qty.	Ctn. Wt. (lbs.)	Price Ea.	Product No.	Ctn. Qty.	Ctn. Wt. (lbs.)	Price Ea.
H35180	18 x 11 x 6"	10"	16" 15½" 9½"	5½"	0.5	6	12	\$14.06	H35181	6	7.0	\$10.16
H35185	18 x 11 x 9"	10"	16" 15½" 9½"	8"	0.8	6	15	17.13	H35181	6	7.0	10.16
H35190	19½ x 15½ x 10"	14½"	17" 16" 13½"	9"	1.2	6	23	24.52	H35191	6	11.0	14.70
H35195	19½ x 15½ x 13"	14½"	17" 15½" 13½"	12½"	1.7	6	26	26.93	H35191	6	11.0	14.70
H35200*	19½ x 13½ x 8"	12½"	17½" 16½" 11½"	7½"	0.8	6	23	26.58	H35201	6	10.0	15.84
H35225	23½ x 19½ x 10"	18½"	20½" 19½" 16½"	9"	2.0	3	18	32.69	H35231	3	10.0	20.37
H35230	23½ x 19½ x 13"	18½"	20½" 19½" 16½"	12½"	2.6	3	21	36.54	H35231	3	10.0	20.37
H35240	23½ x 15½ x 12"	14½"	20½" 19½" 13"	11½"	1.7	3	20	35.10	H35241	3	8.0	20.37
H35300	29½ x 19½ x 15"	18½"	26½" 25½" 16½"	14½"	3.7	3	32	57.49	H35301	3	12.5	31.64

*Not available in Red.

BULK COLLAPSIBLE CONTAINERS, TOTES & PALLETS



TOP LINE Containers
Bulk Containers - Totes - Pallets

Bulk Collapsible Containers

- Structured for heavy loads. Suggested uses but not limited to Automotive, Manufacturing and Distribution industries. Reusable, returnable, stackable and collapsible.
- Available in 32 x 30" and 48 x 45" footprints.

These high pressure injection molded containers offer the best strength-to-weight ratios available. The unique welded base provides structural integrity. Strong ergonomic plastic latches won't rust. Hinges allow access door to drop flush against the containers. Reinforced fork openings for easy access. Flat labeling area on all four sides. 1800 lb. capacity UDL (Uniform Distributed Load). FOB Shipping Point.

BULK COLLAPSIBLE CONTAINERS							
Product No.	Outside Dimensions L x W x H	Inside Dimensions L x W x H	Fill Line	Collapsed Height	Color	Wt. (lbs.)	Price Ea.
HBC-3230-25	32 x 30 x 25"	29.5 x 27.5 x 19"	18.5"	12.6"	Black	50	\$163.53
HBC-3230-34	32 x 30 x 34"	29.5 x 27.5 x 28"	27.5"	12.6"	Black	62	186.64
HBC-4845-25	48 x 45 x 25"	44.5 x 41.5 x 19"	18.5"	12.8"	Black	101	239.13
HBC-4845-34-BLACK	48 x 45 x 34"	44.5 x 41.5 x 28"	27.2"	12.8"	Black	121	259.05
HBC-4845-34-BLUE	48 x 45 x 34"	44.5 x 41.5 x 28"	27.2"	12.8"	Blue	121	289.96
HBC-4845-42	48 x 44.5 x 42"	44.5 x 41.5 x 35.9"	35"	20.5"	Black	142	360.92
HBC-4845-50	48 x 44.5 x 50"	44.5 x 41.5 x 43.9"	43"	28.5"	Black	166	404.06
HBC-4845-LID	48 x 45" Bulk Lid for collapsible containers					Black	16 49.55



HBC-4845-34



HBC-4845-34
Shown Collapsed



HBC-3230-25



Bulk Collapsible Containers have 2 Access Doors on the 48" sides

Straightwall Totes

- Available in 12 x 7", 12 x 15", 24 x 15" and 24 x 22" footprints.

Straightwall Totes have a flat bottom and are stackable. Reinforced external ribbing provides maximum strength and secure stacking. Features ergonomic carrying handles. Please specify color when ordering. Label Placards and Kanban Holders sold separately. FOB Shipping Point.

STRAIGHTWALL TOTES					
Product No.	Size L x W x H	Fill Line	Color Options	Wt. (lbs.)	Price Ea.
HRSO-1207-5	12 x 7 x 5"	4.5"	Blue, Gray	1.3	\$5.95
HRSO-1215-5	12 x 15 x 5"	4.4"	Blue, Gray	1.7	7.78
HRSO-1215-7	12 x 15 x 7.5"	6.9"	Blue, Gray, Green	2.3	9.92
HRSO-1215-9	12 x 15 x 9.5"	8.9"	Blue, Gray, Green	2.7	11.51
HRSO-2415-5	24 x 15 x 5"	4.4"	Blue, Gray, Green	2.9	11.67
HRSO-2415-7	24 x 15 x 7.5"	6.8"	Blue, Gray, Green	3.7	14.29
HRSO-2415-9	24 x 15 x 9.5"	8.9"	Blue, Gray, Green	4.3	16.90
HRSO-2415-11	24 x 15 x 11"	10.2"	Blue, Gray	4.7	19.44
HRSO-2415-14	24 x 15 x 14.5"	13.9"	Blue, Gray	5.7	23.25
HRSO-2422-7	24 x 22 x 7.5"	6.8"	Blue, Gray	4.9	20.24
HRSO-2422-9	24 x 22 x 9.5"	8.9"	Blue, Gray	5.6	23.10
HRSO-2422-11	24 x 22 x 11"	10.2"	Blue, Gray	6.1	25.56
HRSO-2422-14	24 x 22 x 14.5"	13.9"	Blue, Gray	7.4	32.14

Lids for Straightwall Totes

HL-1215-LID Gray lid for 12 x 15" totes. Wt. 0.9 (lbs.) Price Ea. \$7.40

HL-2415-LID Gray lid for 24 x 15" totes. Wt. 1.5 (lbs.) Price Ea. \$8.35

HRSO-2422-7



HRSO-1215-9



Blue Straightwall Tote



HRSO-2415-11



MATERIAL SURCHARGE MAY APPLY.

\$100 minimum order on page

Attached Lid Totes

Inside dimensions for HDC-2115-12 top 19.7 x 14 x 11" bottom 18 x 12.2" for HDC-2717-12 top 25.2 x 15.5 x 11" bottom 23.7 x 13.9" FOB Shipping Point.



HDC-2717-12
Blue



HDC-2115-12
Blue



HDC-2717-12

ATTACHED LID TOTES			
Product No.	Outside Dimensions Top	Bottom	Price Ea.
HDC-2115-12	21.9 x 15.2 x 12.8"	18.9 x 12.7"	\$23.02
HDC-2717-12	27.3 x 17.2 x 12.6"	24.4 x 14.6"	28.02

Pallets

- Nestable and stackable pallets and top caps.

High pressure injection molded. Unique two-piece welded design offers increased durability and impact resistance, while adding strength and reducing weight. Pallets are Black. Seat Belt option available for cargo strapping with the Stackable Pallet and Top Cap only. FOB Shipping Point.

Seatbelt Sets are available as an option with the Stackable Pallet and Top Cap. Includes 2 buckles and 2 retractors with a 66" long nylon belt for each. The buckles are attached to the top caps and the retractors are attached to the pallet. These come factory attached and must be ordered with the Stackable Pallet and Top Cap. Designed to standard AIAG 48" x 45" pallet footprint. Seatbelt option...Add 4 lbs. to the weight and add \$60.00 to the price.

PALLET				
Product No.	Description	Size L x W x H	Entry	Price Ea.
HSP-4845-5	Stackable Pallet	48 x 45 x 5"	4 Way	\$125.40
HSP-4845-TC	Top Cap for Stackable Pallet	48 x 45 x 1"	-	49.55
HNP-4845-6	Nestable Pallet	48 x 45 x 6"	4 Way	101.20
HNP-4845-TC	Top Cap for Nestable Pallet	48 x 45 x 1"	-	49.55



Optional Seatbelt Set (2 Sides)



Totes Shown on
HSP-4845-5
Stackable Pallet

HSP-4845-5
Stackable Pallet



HNP-4845-6
Nestable Pallet



Pallet and Top Cap with Seatbelts
Shown with Straightwall Totes
(sold separately)

Stack And Nest Containers

- Stack up to 3-high for ease of picking and nests when empty.
- Manufactured in 50% recycled material.

Get high-density storage and quick access to your products with Stack and Nest Hoppers. These hopper-front containers provide all the strength and tough characteristics of LEWISBins+ containers with the added ability to pick and visually inspect the contents. Stack-N-Nest Hopper Bins are manufactured in high-density polyethylene and are ideal for picking and transportation of materials. FOB Shipping Point.



HNPL215



HNPL252

STACK AND NEST CONTAINERS								
Product No.	Top Outside Dimensions L x W Top	Bottom Outside Dimensions L x W	Top Inside Dimensions L x W	Bottom Inside Dimensions L x W	Height	Wt. (lbs.)	Ctn. Qty.	Price Ea.
HNPL215	14.9 x 11.6"	12.9 x 9.3"	13.8 x 8.5"	10.5 x 7.3"	12.5"	2	6	\$8.19
HNPL252	20.2 x 15.2"	18.5 x 13.4"	18.0 x 13.6"	15.5 x 12.0"	12.4"	3	6	\$12.49

Recycling Containers

- Assorted bin sizes.
- Drain hole in bottom to prevent liquid build up.

All LEWISBins+ recycling containers are manufactured with recycled materials. Different containers sizes offer options for glass, paper and plastic recycling. Container covers are available on select models. Recycling bin accessories includes a bin dolly for curbside transportation. FOB Shipping Point.



HNPL265
Shown with Optional
cover HNPL266



HNPL263

\$179.00 Minimum Order
Surcharge may apply

RECYCLING CONTAINERS						
Product No.	Description	Outside Dimensions L x W x H	Volume Gal.	Wt. (lbs.)	Ctn. Qty.	Price Ea.
HNPL215-REC	Stack and Carry	14.9 x 11.6 x 12.5"	6	2	6	\$8.19
HNPL252-REC	Stack and Nest	20.2 x 15.2 x 12.4"	12	3	6	12.49
HNPL255	Recycling Bin	22.3 x 17.3 x 12.5"	14	3.5	5	12.69
HNPL263	Recycling Bin	19 x 16 x 15.5"	16	3.5	4	14.94
HNPL265	Recycling Bin	25.8 x 16.2 x 14.5"	18	5	8	15.67
HNPL270	Recycling Bin	19 x 16 x 21"	22	4.5	4	15.74
RECYCLING BIN COVERS						
Product No.	Fits Recycling Bin	Wt. (lbs.)	Ctn. Qty.	Price Ea.		
HNPL254	HNPL263 & HNPL270	1.5	8	\$5.97		
HNPL266	HNPL265	2	8	8.46		
RECYCLING BIN ACCESSORIES						
Product No.	Description	Size L x W x H	Wt. (lbs.)	Ctn. Qty.	Price Ea.	
HDOLLY	Bin Dolly	18.5 x 16.7 x 51.5"	16	1	\$69.63	

ESD-Safe Products

ESD-Safe bins and totes are designed to protect contents from static electricity. Choose from the LEWISBins+brand of divider boxes, part bins, shelf bins and trays to meet the needs of your application. Ideal for electronics, sensors and other sensitive electronic components. FOB Shipping Point.



Divider Boxes

- Strong stacking ridge and innovative ribbed walls ensures high performance.
- Smooth gravity flow interior offers easy access to contents.
- Label insert area for easy identification.
- Load capacity of 40 lbs. per container.

Product No.	ESD-SAFE DIVIDER BOX CONTAINERS										Price Ea.
	Outside Dim.		Inside Dim.		Product Clearance			Volume (cu. ft.)	Carton Qty.	Wt. (lbs.)	
	Top L x W	Bottom L x W	Top L x W	Bottom L x W	Container Height	(w/Snap-On Cover)					
1000 SERIES											
HDC1025-XL	10.8 x 8.3"	9.8 x 7.3"	9.2 x 6.6"	9.1 x 6.5"	2.5"	2.4"	0.07	24	0.5	\$12.56	
HDC1035-XL	10.8 x 8.3"	9.8 x 7.3"	9.2 x 6.6"	9.2 x 6.4"	3.5"	3.4"	0.11	16	0.7	13.64	
HDC1050-XL	10.8 x 8.3"	9.8 x 7.3"	9.3 x 6.6"	9.1 x 6.4"	5.0"	4.9"	0.16	16	0.9	16.73	
2000 SERIES											
HDC2025-XL	16.5 x 10.9"	15.5 x 9.9"	14.8 x 9.2"	14.7 x 9.1"	2.5"	2.4"	0.16	12	1.0	18.19	
HDC2035-XL	16.5 x 10.9"	15.5 x 9.9"	14.8 x 9.3"	14.8 x 9.2"	3.5"	3.4"	0.24	8	1.1	19.47	
HDC2050-XL	16.5 x 10.9"	15.5 x 9.9"	14.9 x 9.3"	14.8 x 9.3"	5.0"	4.9"	0.36	8	1.4	22.57	
HDC2060-XL	16.5 x 10.9"	15.5 x 9.9"	14.9 x 9.4"	14.9 x 9.3"	6.0"	5.9"	0.43	8	1.6	23.91	
HDC2070-XL	16.5 x 10.9"	15.5 x 9.9"	15.0 x 9.3"	14.8 x 9.3"	7.0"	6.9"	0.51	6	1.9	29.59	
HDC2080-XL	16.5 x 10.9"	15.5 x 9.9"	15.1 x 9.3"	14.8 x 9.2"	8.0"	7.9"	0.59	6	2.0	31.26	
3000 SERIES											
HDC3050-XL	22.4 x 17.4"	20.9 x 15.9"	20.3 x 15.3"	20.1 x 15.1"	5.0"	4.9"	0.79	4	2.8	42.57	
HDC3060-XL	22.4 x 17.4"	20.9 x 15.9"	20.3 x 15.3"	20.1 x 15.1"	6.0"	5.9"	0.97	4	3.0	47.41	
HDC3080-XL	22.4 x 17.4"	20.9 x 15.9"	20.3 x 15.3"	20.1 x 15.1"	7.9"	7.9"	1.32	4	4.0	55.77	
HDC3120-XL	22.4 x 17.4"	20.9 x 15.9"	20.3 x 15.3"	20.1 x 15.1"	12.0"	11.9"	2.00	3	6.0	66.50	

Product No.	Outside Dim. L x W x H	ESD-SAFE PART BINS		Carton Qty.	Wt. (lbs.)	Price Ea.
		Inside Dim. L x W	Hopper Height			
HPB10-FXL	3.5 x 4.0 x 2.0"	3.0 x 3.4"	1.1"	24	0.2	\$6.23
HPB20-FXL	7.0 x 4.0 x 2.9"	6.0 x 3.4"	1.6"	24	0.3	5.66
HPB22-FXL*	6.6 x 8.8 x 2.9"	6.0 x 8.1"	1.6"	12	0.6	15.66
HPB30-FXL*	9.5 x 5.8 x 5.0"	8.4 x 5.0"	2.6"	12	0.7	12.33
HPB31-FXL	9.3 x 8.8 x 5.0"	8.4 x 8.0"	2.5"	8	0.9	28.20
HPB40-FXL*	12.8 x 8.1 x 6.0"	11.8 x 7.1"	3.1"	12	1.5	31.63
HPB41-FXL	12.8 x 11.4 x 6.0"	11.8 x 10.5"	3.1"	12	1.6	38.27
HPB50-FXL*	18.5 x 11.6 x 7.1"	17.1 x 10.8"	3.8"	6	2.4	57.53
ESD-SAFE PART BINS WITH DIVIDERS						
HPB10x-XL	3.5 x 4.0 x 2.0"	3.0 x 3.4"	1.1"	24	0.3	6.31
HPB20x-XL	7.0 x 4.0 x 2.9"	6.0 x 3.4"	1.6"	24	0.3	10.60
HPB22x-XL*	6.6 x 8.8 x 2.9"	6.0 x 8.1"	1.6"	12	0.6	17.90
HPB30x-XL*	9.5 x 5.8 x 5.0"	8.4 x 5.0"	2.6"	12	0.8	22.69
HPB31x-XL*	9.3 x 8.8 x 5.0"	8.4 x 8.0"	2.5"	8	1.1	31.43
HPB41x-XL	12.8 x 11.4 x 6.0"	11.8 x 10.5"	3.1"	12	1.9	41.17

*Minimum order: 250 pcs.



Part Bins

- Strong stacking ridge and innovative ribbed walls ensures high performance.
- Smooth gravity flow interior offers easy access to contents.
- Label insert area for easy identification.
- Load capacity of 40 lbs. per container.



Shelf Bins

- Nestable hopper bins designed enhance inventory control and part organization.
- Built-in hang lock allows bin to tilt out for full part accessibility.

Product No.	Outside Dim. L x W x H	ESD-SAFE SHELF BINS		Carton Qty.	Wt. (lbs.)	Price Ea.
		Inside Dim. L x W				
12" SHELF BINS						
HSB1204-4XL	11½ x 4¼ x 4"	10¼ x 3½"	48	0.32	\$12.40	
HSB1204-6XL	11½ x 6½ x 4"	10¼ x 5½"	36	0.40	13.56	
HSB1204-8XL	11½ x 8½ x 4"	10¼ x 7¼"	24	0.50	17.24	
18" SHELF BINS						
HSB1804-4XL	17½ x 4¼ x 4"	16½ x 3½"	36	0.44	15.84	
HSB1804-7XL	17½ x 6½ x 4"	16½ x 5½"	24	0.58	17.41	

Plastibox® Part Bins

- 8 sizes available (6 w/optional molded-in dividers).
- Label insert area for easy identification.
- Bins hang on most louvered panels or rails.
- Smooth inside gravity flow interior optimizes parts accessibility.

Add efficiency to assembly, work-in-process and picking applications in a wide range of industries. These high-performance bins are used for secure storage and organization of small parts in industrial assembly operations, healthcare, stockroom, warehouse and hardware merchandising applications. Light Blue in color. FOB Shipping Point.



Outside Dim. L x W x H	Inside Dim. L x W	Wt. (lbs.)	Product No. w/out divider	Price Ea.	Product No. w/divider	Price Ea.
3.5 x 4 x 2"	3 x 3.4"	0.1	HPB10	\$3.76	HPB10X*	\$3.84
7 x 4 x 2.9"	6 x 3.4"	0.3	HPB20	3.33	HPB20X	9.70
6.6 x 8.8 x 2.9"	6 x 8.1"	0.5	HPB22	9.51	HPB22X	10.10
9.5 x 5.8 x 5"	8.4 x 5"	0.7	HPB30	6.77	HPB30X	12.17
9.3 x 8.8 x 5"	8.4 x 8"	0.9	HPB31	13.34	HPB31X	15.51
12.8 x 8.1 x 6"	11.8 x 7.1"	1.3	HPB40	16.16	-	-
12.8 x 11.4 x 6"	11.8 x 10.5"	1.7	HPB41*	20.16	HPB41X	25.09
18.5 x 11.8 x 7.1"	17.1 x 10.8"	2.2	HPB50**	27.81	-	-

*Minimum order: 250 pcs. **Not designed for use on hanging systems.

\$179.00 Minimum Order
Surcharge may apply

STORAGE CONTAINERS




Shelf Bins

• 4" and 6" shelf bins designed for 12", 18" and 24" depth shelving units.

• Add efficiency with optional length or width shelf bin dividers.

Injection molded bins designed to replace limited use corrugated boxes for long term cost savings. Feature a raised hopper allowing up to 35% more material storage than comparable bins. A rolled-rim design with molded-in rib structure ensures bin integrity limiting damage and preventing vacuum lock when nested. Bins available in Red, Blue, Yellow and Green -- please specify. Experience enhanced picking and inventory control with the Kanban width dividers. Stock shelf bin to desired level using optional kanban divider to designate the "reserve inventory". When inventory is depleted, reposition kanban divider to the front of the bin to provide a visual cue that inventory levels are low and need replenishment. Width dividers available in Kanban Orange and Black -- please specify. Optional full length dividers lock into bin creating a second storage compartment. FOB Shipping Point.

\$179.00 Minimum Order
Surcharge may apply



SHELF BINS						WIDTH DIVIDERS (BLACK OR ORANGE)				LENGTH DIVIDERS (BLACK ONLY)		
Product No.	Colors	Outside Size L x W x H	Ctn. Qty.	Wt. (lbs.)	Price Ea.	Product No.	Ctn. Qty.	Price Ea. Black	Price Ea. Orange	Product No.	Ctn. Qty.	Price Ea. Black
HSB122-4	B	11" x 2 1/2" x 4"	36	0.3	\$1.94	-	-	-	-	-	-	-
HSB124-4	B, R, Y	11" x 4 1/2" x 4"	24	0.3	1.96	HDVSB4-4	8	\$0.71	\$0.80	HDLSB12-4	8	\$1.86
HSB126-4	B, R, Y	11" x 6" x 4"	12	0.4	3.06	HDVSB6-4	8	0.83	0.91	HDLSB12-4	8	1.86
HSB128-4	B, R	11" x 8 3/4" x 4"	12	0.5	3.30	HDVSB8-4	8	1.29	1.41	HDLSB12-4	8	1.86
HSB1211-4	B	11 1/2" x 11" x 4"	12	0.7	4.97	HDVSB11-4	8	1.57	1.73	HDLSB12-4	8	1.86
HSB124-6	G	11 1/2" x 4 1/2" x 6"	16	0.5	3.47	HDVSB4-6	8	0.90	0.99	HDLSB12-6	8	2.19
HSB126-6	R, Y	11 1/2" x 6" x 6"	8	0.6	4.61	HDVSB6-6	8	1.09	1.19	HDLSB12-6	8	2.19
HSB128-6	B	11 1/2" x 8 3/4" x 6"	8	0.8	5.19	HDVSB8-6	8	2.06	2.27	HDLSB12-6	8	2.19
HSB1211-6	B	11 1/2" x 11" x 6"	8	0.9	8.00	HDVSB11-6	8	2.41	2.64	HDLSB12-6	8	2.19
HSB184-4	B, R, Y	17 1/2" x 4 1/2" x 4"	24	0.5	2.74	HDVSB4-4	8	0.71	0.80	HDLSB18-4	8	2.63
HSB186-4	B, R, Y	17 1/2" x 6" x 4"	12	0.6	3.76	HDVSB6-4	8	0.83	0.91	HDLSB18-4	8	2.63
HSB188-4	B	17 1/2" x 8 3/4" x 4"	12	0.8	5.19	HDVSB8-4	8	1.29	1.41	HDLSB18-4	8	2.63
HSB1811-4	-	17 1/2" x 11" x 4"	12	1.0	8.20	HDVSB11-4	8	1.57	1.73	HDLSB18-4	8	2.63
HSB184-6	B	17 1/2" x 4 1/2" x 6"	16	0.7	4.40	HDVSB4-6	8	0.90	0.99	HDLSB18-6	8	2.83
HSB186-6	B	17 1/2" x 6" x 6"	8	1.0	5.67	HDVSB6-6	8	1.09	1.19	HDLSB18-6	8	2.83
HSB188-6	B	17 1/2" x 8 3/4" x 6"	8	1.2	6.73	HDVSB8-6	8	2.06	2.27	HDLSB18-6	8	2.83
HSB1811-6	B	17 1/2" x 11" x 6"	8	1.3	12.94	HDVSB11-6	8	2.41	2.64	HDLSB18-6	8	2.83
HSB244-4	B	23 1/2" x 4 1/2" x 4"	12	0.8	5.26	HDVSB4-4	8	0.71	0.80	HDLSB24-4	8	2.91
HSB246-4	B, R	23 1/2" x 6" x 4"	6	1.0	7.33	HDVSB6-4	8	0.83	0.91	HDLSB24-4	8	2.91
HSB248-4	B, Y	23 1/2" x 8 3/4" x 4"	6	1.2	8.89	HDVSB8-4	8	1.29	1.41	HDLSB24-4	8	2.91
HSB2411-4	B	23 1/2" x 11" x 4"	6	1.3	10.91	HDVSB11-4	8	1.57	1.73	HDLSB24-4	8	2.91

Chart indicates available colors for each bin. Bins can be made to order, with a 250 minimum requirement, in standard colors.

HDVSB dividers available in Black and Orange - please specify color. HDLSB dividers are Black.

LEWISBins+Parts Bins

• High quality polypropylene bins for secure storage of small parts.

• Hopper front with curved design enables convenient part retrieval.


Helps keep parts organized. Features wide stacking ridge for stacking to save space.

Large front label slot allows bar code or ID card. Hang bins on metal storage systems or simply stack them on work surface. The ideal solution for work-in-process, storage and inventory control. Works with most other brands of bins, shelving and metal storage systems.

Available in 7 industry standard sizes and comes in 5 vibrant colors. Available in Red, Blue, Yellow, Green and Clear -- please specify. FOB Shipping Point.

Product No.	Colors	Outside Size L x W x H	Hanging On Rack Cap. (lbs.)	Ctn. Qty.	Wt. (lbs.) Ea.	Price Ea.	Clear Price Ea.
HPB54-3	B, R, Y, CL	5" x 4 1/2" x 3"	15	24	0.17	\$1.30	\$1.77
HPB74-3	B, R, G, Y, CL	7" x 4 1/2" x 3"	25	24	0.24	2.16	2.60
HPB105-5	B, R, G, Y, CL	10" x 5 1/2" x 5"	30	12	0.62	5.50	7.00
HPB108-7	B, R, G, CL	10" x 8 1/4" x 7"	100	6	0.99	9.49	11.43
HPB1011-5	B, R, CL	10" x 11" x 5"	50	6	0.99	8.80	10.86
HPB104-4	B, R, G, CL	10" x 4 1/2" x 4"	30	12	0.48	3.93	4.89
HPB1405-5	B, R, CL	14" x 5 1/2" x 5"	50	12	1.0	7.50	11.17
HPB148-7	B, R, G, Y, CL	14" x 8 1/4" x 7"	60	12	1.45	11.46	13.76
HPB1416-7	B, R, CL	14" x 16 1/2" x 7"	110	6	2.40	16.21	22.49
HPB1808-9	B, R, CL	18" x 8 1/4" x 9"	60	6	2.1	19.71	25.84
HPB1811-10	B, R, CL	18" x 11" x 10"	75	4	2.4	25.47	31.64
HPB1816-11	B, R, CL	18" x 16 1/2" x 11"	75	3	3.2	30.70	35.97

Chart indicates available colors for each bin. Bins can be made to order, with a 250 minimum requirement, in standard colors.



Slide-In Divider

Slide-In Dividers

Helps keep contents organized for instant selection. Durable Black polystyrene construction. FOB Shipping Point.

SLIDE IN DIVIDERS			
Product No.	Fits Bin Model	Ctn. Qty.	Price Ea.
HDPB5-3	HPB54-3	6	\$1.00
HDPB7-3	HPB74-3	6	1.09
HDPB10-5	HPB105-5, HPB1011-5	6	1.57
HDPB10-7	HPB108-7	6	1.99
HDPB14-5	HPB1405-5	6	2.27
HDPB14-7	HPB148-7, HPB1416-7	6	2.43
HDPB18-9	HPB1808-9	6	5.13
HDPB18-10	HPB1811-10, HPB1816-11	6	5.56

POLY CONTAINERS

**PROVIDES MAXIMUM
space utilization.**

Polylewton® Stack-N-Nest Containers

- Stack with or without covers.
- Nest at alternating 180° positions.

Provides maximum space utilization. Ideal in general manufacturing, food processing and distribution uses. Temperature resistant 0°F to 120°F. Easily cleanable and ideal for handling unpackaged goods. Containers won't rust, rot or corrode. Resistant to the damaging effects of oil, most chemical solvents, water and steam. Uniform container weight. Safe to handle – no sharp edges, burrs or splinters. Maximum 70 lbs. load capacity per container – 300 lbs. stacked. Available in Gray, Red, Blue and Clear – please specify. Metal dollies are available for Polylewton® containers. Call for price and availability. FOB Shipping Point.




Product No.	Outside Dim.		Inside Dim.			Vol Cu. Ft.	Ctn. Qty.	Wt. (lbs.) Ea.	Price Ea.	Clear Price Ea.	COVERS	
	Top L x W	Bottom L x W	Top L x W	Bottom L x W	Height						Product No.	Price Ea.
HSN2012-6	20.1 x 13"	18.5 x 11.5"	18.1 x 12"	17.3 x 11.3"	6.2"	0.6	5	3.3	\$15.21	-	HCSN2012-1	\$8.70
HSN2013-12	19.4 x 12.9"	17.3 x 10.9"	15.8 x 11.8"	14.8 x 10.6"	12.1"	1.3	5	4.2	24.00	-	HCSN2013-1	8.29
HSN2117-12	21 x 17"	18.8 x 15"	17.4 x 15.8"	17.4 x 14.8"	12"	1.8	5	5.4	34.16	\$31.43	HCSN2117-1	11.59
HSN2414-8	24 x 14.1"	21.8 x 11.5"	19.5 x 12.3"	18.5 x 11.3"	7.9"	1.1	5	4.9	21.46	22.00	HCSN2414-1	9.10
HSN2420-13	24 x 20"	21.6 x 17.7"	21.5 x 18.8"	20.4 x 17.4"	13"	2.7	5	5.5	34.86	35.43	HCSN2420-1	16.74
HSN2618-10	26.1 x 18.7"	24 x 15.9"	23.4 x 17.4"	22.3 x 15.7"	10.5"	2.1	5	5.3	34.66	-	HCSN2618-1	15.74
HSN2818-10	28.4 x 18.7"	26 x 15.9"	25.6 x 17.4"	24.6 x 15.7"	10.5"	2.3	5	6.9	36.01	-		
HSN3022-6	29.6 x 22.4"	28.3 x 21"	27.6 x 21.4"	26.1 x 20.5"	6.1"	2.1	1	6.8	33.79	-		
HSN3024-15	30.1 x 24"	27 x 21"	27.6 x 22.5"	25.8 x 20.8"	15.1"	4.7	1	8.9	70.56	58.36		

FliPak™ Containers

- Stack when closed and nest when empty for storage and distribution efficiency.
- Hinged covers prevent loss of expensive product.

FliPak™ containers work well with all types of automated equipment and conveying systems. Returnable and reusable for over 250 trips, these containers provide an excellent return on investment. Widely used in industrial, confection, electronics, retail merchandising, pharmaceutical, food service and healthcare applications. Features ¼" or ⅜" dia. reinforced security holes for security ties or padlocks; quick-release label area on attached hinged cover and ends for easy reading and quick label exchange; pebble-grain bottom and recessed cover within the perimeter of container to protect against cover breakage while conveyed or shipped. Gray, Blue, Red and Clear in color. FOB Shipping Point.



Product No.	Outside Top Size L x W	Outside Bottom Size L x W	Inside Top Size L x W	Inside Bottom Size L x W	FLIPAK™ CONTAINERS		Volume (cu. ft.)	Load Max. (lbs.)	Bottom Wt. (lbs.)	Support (lbs.)	Nest Ratio	Wt. (lbs.)	Price Ea.	Clear Price Ea.
					Height	Product Clearance								
HFP03*	11.8 x 9.8"	9.3 x 7.0"	10.1 x 7.8"	8.7 x 6.4"	7.7"	6.5"	0.3	70	230	2.8:1	2	\$15.20	\$19.83	
HFP06	15.2 x 10.9"	12.8 x 7.8"	13.8 x 8.9"	12.2 x 7.3"	9.7"	8.8"	0.6	70	400	4.0:1	2.9	17.30	23.01	
HFP075	19.7 x 11.8"	16.9 x 9.3"	17.7 x 10.1"	16.2 x 8.6"	7.3"	6"	0.7	70	460	3.0:1	3.4	15.27	24.56	
HFP143	21.9 x 15.2"	19.1 x 13.3"	21.1 x 14.4"	18.5 x 12.8"	9.3"	8.4"	1.4	50	450	4.4:1	5.0	17.29	24.74	
HFP151	22.3 x 13"	19.1 x 10.9"	20.1 x 11.4"	18.9 x 10.1"	12.8"	11.75"	1.6	70	250	3.8:1	6	19.87	-	
HFP182	21.8 x 15.2"	18.6 x 12.9"	19.8 x 14"	18.1 x 12.3"	12.9"	11.8"	1.8	70	700	4.0:1	6.5	20.27	28.53	
HFP243	26.9 x 16.9"	24.4 x 14.7"	25.2 x 15.5"	23.6 x 13.9"	12.1"	11.05"	2.4	70	250	4.2:1	7.8	22.69	34.31	
HFP261	23.9 x 19.6"	21.1 x 17.1"	22.2 x 18.2"	20.6 x 16.5"	12.6"	11.5"	2.7	70	250	5.3:1	7.8	31.40	42.21	
HFP403	27.9 x 20.6"	25.8 x 18.7"	26 x 19"	25 x 18"	15.6"	14"	4	75	733	2.7:1	12.7	37.57	-	

*HFP03 is not available in Red.

**\$179.00 Minimum Order
Surcharge may apply**

DividerPak II – DIVIDER BOX CONTAINERS

- All containers can be divided into compartments by length and or width on 1.25" centers.
- Molded-in stacking ridge assures stacking securely with or without covers.

Ideal for use in commercial, industrial, electronics or healthcare applications. Perfect for storage, assembly, fabrication and distribution uses. Handles up to 40 lbs. each container – bottom container supports loads up to 250 lbs. One set of snaps included on all containers. "No-guess" textured divider grid and numbered divider slots. HNDC products have large, flat areas on all four sides for content identification. Security tie holes on both ends of HNDC models. Available in Gray, Red, Light Blue and Dark Blue. ESD boxes in conductive XL (add suffix - XL). FOB Shipping Point.



STANDARD Product No.*	Outside Dim. Top L x W	Bottom L x W	Inside Dim. Top L x W	Bottom L x W	Height	Volume Cu. Ft.	Cm. Qty.	Wt (lbs.) Ea.	STANDARD Price Ea.	XL Price Ea.
HDC1025	10.8 x 8.3"	9.8 x 7.3"	9.2 x 6.6"	9.1 x 6.5"	2.5"	0.07	24	0.5	\$7.09	\$12.56
HDC1035	10.8 x 8.3"	9.8 x 7.3"	9.2 x 6.6"	9.1 x 6.5"	3.5"	0.11	16	0.6	7.29	13.64
HDC1050	10.8 x 8.3"	9.8 x 7.3"	9.2 x 6.6"	9.1 x 6.5"	5"	0.16	16	0.8	7.57	16.73
HDC2025	16.5 x 10.9"	15.5 x 9.9"	14.8 x 9.2"	14.7 x 9.1"	2.5"	0.16	12	0.9	8.99	18.19
HNDC2035	16.5 x 10.9"	15.5 x 9.9"	14.8 x 9.2"	14.8 x 9.2"	3.5"	0.24	8	1.1	9.84	19.47
HNDC2050	16.5 x 10.9"	15.5 x 9.9"	14.8 x 9.2"	14.8 x 9.2"	5"	0.36	8	1.4	11.99	22.57
HNDC2060	16.5 x 10.9"	15.5 x 9.9"	14.8 x 9.2"	14.8 x 9.2"	6"	0.43	8	1.5	12.37	23.91
HNDC2080	16.5 x 10.9"	15.5 x 9.9"	14.8 x 9.2"	14.8 x 9.2"	8"	0.59	6	2	15.44	31.26
HDC3050	22.4 x 17.4"	20.9 x 15.9"	20.3 x 15.3"	20.1 x 15.1"	5"	0.79	4	2.6	17.57	42.57
HNDC3060	22.4 x 17.4"	20.9 x 15.9"	20.3 x 15.3"	20.1 x 15.1"	6"	0.97	4	2.5	17.90	47.41
HNDC3080	22.4 x 17.4"	20.9 x 15.9"	20.3 x 15.3"	20.1 x 15.1"	8"	1.32	4	3.3	24.13	55.71
HNDC3120	22.4 x 17.4"	20.9 x 15.9"	20.5 x 15.5"	20.1 x 15.1"	12"	2	3	5.4	31.53	66.50

*FOR XL Material add suffix - XL.

Fits Container No.	Standard Product No.	No. Of Short Dividers	SHORT DIVIDERS		Standard Product No.	No. Of Long Dividers	LONG DIVIDERS	
			STANDARD MATERIAL	XL MATERIAL			STANDARD MATERIAL	XL MATERIAL
			Price Ea.	Price Ea.			Price Ea.	Price Ea.
HDC1025	HDV0825	6	\$0.90	\$1.66	HDV1025	6	\$1.03	\$1.76
HDC1035	HDV0835	6	0.90	1.76	HDV1035	6	1.03	2.14
HDC1050	HDV0850	6	0.93	2.04	HDV1050	6	1.04	2.56
HDC2025	HDV1025	6	1.03	1.76	HDV1625	6	1.51	2.19
HNDC2035	HDV1035	6	1.03	2.14	HDV1635	6	2.03	3.36
HNDC2050	HDV1050	6	1.04	2.56	HDV1650	6	2.04	4.43
HNDC2060	HDV1060	6	2.00	3.91	HDV1660	6	2.33	4.63
HNDC2080	HDV1080	6	2.40	4.46	HDV1680	6	2.59	6.04
HDC3050	HDV1750	6	2.14	4.60	HDV2250	6	2.33	5.04
HNDC3060	HDV1760	6	2.26	5.04	HDV2260	6	2.84	5.77
HNDC3080	HDV1780	6	2.64	5.66	HDV2280	6	3.31	7.14
HNDC3120	HDV17120	6	6.40	11.67	HDV22120	6	6.60	12.26

Divider Box Covers

- Multiple cover options are available in a variety of materials.
- Choice of two versatile styles to protect your product from impact, dust and chemicals throughout your facility. FOB Shipping Point.



Heavy Duty Snap-On Cover

This durable cover snaps easily and securely onto the container. Available in Solid Gray, XL Black, or Clear material for easy visual inspection of contents.



Insert Cover

This cover rests inside the container perimeter stacking ridge. Covers are available in XL Black.

DIVIDER BOX COVERS

Product No.	Fits Container Series	Cover Style	Cover Material	Wt. (lbs.)	STANDARD	XL
					Price Ea.	Price Ea.
HCDC1000	1000 Series	Insert	Solid	0.3	N/A	\$3.94
HCDC1020	1000 Series	Snap-on	Clear	0.3	\$7.59	N/A
HCDC1040	1000 Series	Snap-on	Solid	0.3	3.96	5.90
HCDC2000	2000 Series	Insert	Solid	0.6	N/A	6.56
HCNDC2020	2000 Series	Snap-on	Clear	0.8	9.81	N/A
HCDC2040	2000 Series	Snap-on	Solid	0.6	7.71	12.21
HCDC3000	3000 Series	Insert	Solid	1	N/A	17.01
HCDC3020	3000 Series	Snap-on	Clear	1.2	19.16	N/A
HCDC3040	3000 Series	Snap-on	Solid	1.4	10.70	20.87

For XL material add suffix -XL. Solid = Solid Gray

\$179.00 Minimum Order
Surcharge may apply

FIBER GLASS CONTAINERS



The material matters in material handling.

Exceptional performance and durability from high strength, glass-reinforced composites. Dimensionally stable, will not bend or sag under loads.

Now offering
PLEXTON®



Lids Sold Separately

Dolly Sold Separately



NEST AND STACK CONTAINERS									
Product No.	Plexton® Product No.	Inside Size L x W x H	Outside Size L x W x H	Ctn. Qty.	Wt. (lbs.)	1-20	Price Ea. 21-199	200+	
H780008	N/A	35½ x 17½ x 14½"	42½ x 20 x 14½"	3	63	\$119.79	\$104.16	\$96.45	
H780108	N/A	35½ x 17 x 7½"	42½ x 20 x 7½"	5	67	99.63	86.62	80.19	
H780208	HSN1610-5-P	16½ x 9½ x 4½"	17½ x 10½ x 5"	10	36	28.18	24.50	22.68	
H780308	HSN1812-6-P	18½ x 11½ x 5½"	19½ x 12½ x 6"	10	41	32.31	28.09	26.02	
H780408	HSN1812-8-P	18½ x 11 x 7½"	20½ x 12½ x 8"	10	48	37.56	32.65	30.24	
H780508	HSN2214-8-P	19½ x 12½ x 7½"	24½ x 14½ x 8"	10	61	45.08	39.19	36.29	
H780608	HSN2217-10-P	21 x 16 x 9½"	25½ x 18 x 10"	5	47	58.09	50.52	46.77	
H780708	HSN2419-14-P	24½ x 17½ x 13½"	27½ x 20 x 14½"	5	64	78.89	68.61	63.50	
H780808	HSN2217-6-P	21 x 16 x 5½"	25½ x 18 x 6"	6	37	49.71	43.22	40.01	
H790408	HSN2010-9	19½ x 9½ x 8½"	24½ x 11½ x 9"	5	29	42.39	36.86	34.13	
H790508	HSN2214-5	19½ x 12½ x 5"	24½ x 14½ x 5½"	5	28	41.33	35.94	33.27	
H790608	HSN2010-7	19½ x 9½ x 6½"	24½ x 11½ x 6½"	5	26	38.16	33.18	30.73	
H790708	HSN2713-7	25 x 12 x 6½"	29½ x 13½ x 7"	5	36	47.48	41.29	38.23	
H790808	HSN3023-8	28½ x 20½ x 8"	34½ x 24 x 8½"	3	45	105.50	91.74	84.95	
H790908	HSN2716-11	24½ x 13½ x 11"	30½ x 16½ x 11½"	3	37	85.86	74.66	69.13	

*New products are marked in Red.

Nest & Stack Containers


• Features reinforced composite material for rough and unique applications.

Perfect for assembly line use, conveyors, carrying or storing material or fabricated parts. Design saves valuable space, stack when full, rotate 180° and nest when empty. Molded-in handle areas provide safe ergonomic handles. Easily cleaned in hot water or steam with standard detergents. Standard lids are available -- call for a quote. Standard colors are Blue, Gray, Green, White, Red, Yellow and Black -- please specify. Additional sizes and colors are available -- call for information. FOB Shipping Point.

Hoppers

- Ideal storage containers for small parts.
- Composite material won't corrode, bend or contaminate.

Hoppers are ideal storage containers for small parts, components, fasteners and prepackaged goods. Canted fronts facilitate access to parts and stacking design conserves valuable space in the work area. Available in White or Gray - please specify. FOB Shipping Point.



HOPPERS									
Product No.	Plexton® Product No.	Inside Size L x W x H	Outside Size L x W x H	Ctn. Qty.	Wt. (lbs.)	1-20	Price Ea. 21-199	200+	
H842008	N/A	18½ x 8½ x 7½"	24 x 10 x 8"	8	57	\$56.16	\$48.83	\$45.22	
H842108	HSN1811-7	12½ x 7½ x 7½"	18½ x 11½ x 7½"	5	22	43.04	37.43	34.66	
H842208	HSN2411-8	19 x 7½ x 7½"	24 x 11½ x 7½"	5	29	54.02	46.97	43.49	
H842308	HSN2416-8	18½ x 11½ x 7½"	24½ x 16½ x 8"	5	39	67.31	58.53	54.20	

*New products are marked in Red.

FIBER GLASS CONTAINERS & TRAYS



The material matters in material handling.

Exceptional performance and durability from high strength, glass-reinforced composites. Dimensionally stable, will not bend or sag under loads.

Check pricing before placing order.

Stacking Containers

- Heavy duty for sturdy load support.
- Stacks securely and protects contents.

Ideal for forgings, machine parts, stampings, ceramics and other hot parts emerging from molds or processing machines. Impervious to standard cutting oils, greases and solvents. Standard colors are Blue, Gray, Green or White -- please specify. Additional sizes and colors are available -- call for information. FOB Shipping Point.

Product No.	Inside Size L x W x H	STACKING CONTAINERS		Ctn. Qty.	Wt. (lbs.)	1-20	Price Ea. 21-199	200+
		Outside Size L x W x H						
H804008	17 x 11 x 1 1/2"	18 3/4 x 11 1/4 x 1 3/4"	20	46	\$26.17	\$22.74	\$21.06	
H808108	21 1/2 x 11 1/2 x 1 1/2"	22 x 12 x 1 1/4"	30	74	25.53	22.20	20.55	
H808208	21 1/2 x 11 1/2 x 3"	23 3/4 x 12 x 3 1/4"	12	45	32.18	27.96	25.90	
H808308	21 x 11 x 5 1/2"	23 3/4 x 12 x 6"	6	32	47.98	41.74	38.63	
H808408	21 x 11 x 4 1/2"	23 3/4 x 12 x 4 3/4"	8	38	39.18	34.05	31.55	
H814108	18 1/2 x 9 1/2 x 3 1/4"	20 3/4 x 11 1/4 x 3 1/4"	18	68	35.11	30.51	28.26	
H814208	18 1/2 x 9 1/2 x 4 1/2"	20 3/4 x 11 1/4 x 5"	10	56	45.83	39.84	36.90	
H814708	18 1/2 x 9 1/2 x 2 1/4"	20 3/4 x 11 1/4 x 2 3/4"	20	65	29.61	25.74	23.85	
H848008	25 3/4 x 19 1/2 x 1 1/2"	26 x 20 x 1 1/2"	12	50	43.40	37.74	34.94	
H870008	23 3/4 x 15 1/2 x 2 1/2"	25 3/4 x 17 1/4 x 3"	6	33	43.40	37.74	34.94	
H875008	23 3/4 x 15 1/2 x 4 1/2"	25 3/4 x 17 1/4 x 4 1/2"	8	50	47.61	41.40	38.33	
H880008	23 3/4 x 15 1/2 x 5 1/2"	25 3/4 x 17 1/4 x 6"	6	49	56.16	48.83	45.22	

H808218 Lid for H808108, H808208, H808308 and H808408, Wt. 2 (lbs.), 1-20 Price Ea. \$29.05, 21-199 Price Ea. \$25.26, 200 + Price Ea. \$23.39.



Conveyor and Assembly Trays

- Excellent dimensional stability and load carrying capacity.

Low profile and radius edges facilitate use with conveyors and racks. Standard colors are Gray, Green or White -- please specify. Additional sizes and colors are available -- call for information. FOB Shipping Point.

CONVEYOR AND ASSEMBLY TRAYS									
Product No.	Plexton® Product No.	Inside Size L x W x H	Outside Size L x W x H	Ctn. Qty.	Ctn. Wt. (lbs.)	1-20	Price Ea. 21-199	200+	
H207101	N/A	26 1/2 x 21 3/4 x 7/8"	27 1/2 x 22 3/4 x 1"	12	51	\$57.32	\$49.84	\$46.13	
H208101	N/A	22 1/2 x 19 1/4 x 7/8"	23 3/4 x 20 1/4 x 1"	12	46	48.38	42.06	38.95	
H209101	N/A	23 1/2 x 20 1/4 x 7/8"	24 1/2 x 21 1/2 x 1"	12	48	54.30	47.22	43.73	
H214101	N/A	23 1/2 x 22 1/4 x 7/8"	24 1/2 x 23 x 1"	10	40	60.22	52.36	48.48	
H215101	N/A	33 1/4 x 20 1/2 x 7/8"	34 1/2 x 21 1/2 x 1"	8	52	78.62	68.34	63.30	
H217101	N/A	26 x 19 1/4 x 7/8"	27 x 20 x 1"	12	58	55.86	48.58	44.98	
H218101	N/A	21 1/2 x 19 1/4 x 7/8"	22 1/2 x 20 x 1"	15	57	41.81	36.34	33.64	
H304001	HTR2015-1	18 3/4 x 13 1/4 x 3/4"	20 3/4 x 15 1/2 x 1"	12	28	35.23	30.62	28.37	
H318001	HTR1814-1	16 1/2 x 12 1/2 x 3/4"	18 x 14 x 1"	12	20	29.84	25.95	24.03	
H332001	HTR2618-1	24 3/4 x 16 1/4 x 1"	25 3/4 x 17 1/2 x 1 1/8"	12	45	45.14	39.23	36.33	
H334001	HTR1812-1	16 1/2 x 10 1/2 x 7/8"	17 1/2 x 11 1/4 x 1"	12	20	28.79	25.02	23.19	

Nesting Containers

- Ideal for small machined parts, nuts and bolts, etc.

Perfect for carrying or storing material or fabricated parts. Design saves valuable space, nest when empty. Standard lids are available -- call for quote. Standard colors are Black, Blue, Gray, Green, Red, White and Yellow -- please specify. Additional sizes and colors are available -- call for information. FOB Shipping Point.

NESTING CONTAINERS								
Product No.	Plexton® Product No.	Inside Size L x W x H	Outside Size L x W x H	Wt. (lbs.)	1-20	Price Ea. 21-199	200+	
H920108	HNO118-4	11 x 8 x 4"	11 1/2 x 8 3/4 x 4 1/8"	2	\$20.53	\$17.84	\$16.52	
H921108	HNO65-2	5 1/2 x 4 1/4 x 2"	6 1/2 x 4 1/2 x 2 1/8"	1	8.14	7.07	6.56	
H922108	HNO096-2	8 1/2 x 5 1/2 x 2"	9 1/2 x 6 1/2 x 2 1/8"	1	14.39	12.52	11.59	
H923108	N/A	9 x 8 3/8 x 4 3/8"	9 3/4 x 9 1/4 x 4 1/2"	2	19.29	16.76	15.52	
H924108	N/A	8 3/8 x 8 3/8 x 2"	9 3/4 x 9 1/4 x 2 1/8"	1.5	17.28	15.03	13.92	
H926108	HNO96-4	9 x 5 1/4 x 4 3/8"	9 3/4 x 6 1/2 x 4 1/2"	1.5	17.76	15.45	14.31	
H930108	HO129-2	11 1/2 x 8 3/8 x 2"	12 3/4 x 9 1/2 x 2 1/8"	1.5	18.66	16.22	15.01	
H940108	N/A	10 1/2 x 8 3/8 x 3 1/4"	11 1/2 x 9 1/4 x 3 3/8"	2	23.79	20.68	19.14	



Lids Sold Separately



PLASTIC BINS

SSI SCHAEFER

Straight Wall Stacking Bins

- They can stack and interstack with Hopper Front Bins.
- Flat walls for maximum capacity, strength and ease of cleaning.

Extra durable double-wall construction, made of HDPE. Available in Blue (-BL), Red (-RD), Yellow (-YL), or Green (-GN) -- please specify. FOB Shipping Point.

14/6 STRAIGHT WALL BINS			
Product No.	Size W x D x H*	Wt. (lbs.)	Price Ea.
H1464.080605	6 x 8 x 5"	0.6	\$9.10
H1463.130906	9 x 13 x 6"	1.4	20.70
H1463.130908	9 x 13 x 8"	1.8	26.60
H1462.191303	13 x 19 x 3"	1.8	22.50
H1462.191305	13 x 19 x 5"	2.4	33.40
H1462.191308	13 x 19 x 8"	3.2	45.10
H1462.191312	13 x 19 x 12"	4.5	63.10
H1461.261912	19 x 26 x 12"	9.6	130.80

*Approximate dimensions.



Hopper Front Stacking Bins

- Bins resist oil, grease and are unaffected by most chemicals.
- Ergonomic design, recessed grip handle on back for easier handling.
- Extra durable double-wall construction, made of polyethylene.

Plastic stackable bins are ideal for small parts storage in shelving units, bin racks and bin carts. Bins can be labeled to optimize production processes and increase productivity. Don't buy cheap imitations that will break at first use. More than 50 years of experience manufacturing this container endorse Schaefer Plastic Bins. Available in Red (-RD), Blue (-BL), Green (-GN) or Yellow (-YL), -- please specify. Bin covers are available -- call for details. FOB Shipping Point.

LF HOPPER FRONT BINS				BIN DIVIDERS		
Product No.	Size W x D x H*	Wt. (lbs.)	Price Ea.	Product No.	Wt. (lbs.)	Price Ea.
HLF040402	4 x 4 x 2"	0.1	\$3.20	-	-	-
HLF060402	4 x 6 x 2"	0.2	3.00	-	-	-
HLF060503	5 x 6 x 3"	0.2	3.90	HLFDV0503.WH1	0.1	\$3.30
HLF090605	6 x 9 x 5"	0.6	8.80	HLFDV0605.WH1	0.1	2.10
HLF140806	8 x 14 x 6"	1.4	20.30	HLFDV0806.WH1	0.3	3.20
HLF140808	8 x 14 x 8"	1.8	25.70	HLFDV0808.WH1	0.4	4.30
HLF141906	19 x 14 x 6"	2.3	34.60	-	-	-
HLF200606	6 x 20 x 6"	1.8	22.80	HLFDV0606.WH1	0.2	5.10
HLF201206	12 x 20 x 6"	2.6	34.20	HLFDV1206.WH1	0.5	6.60
HLF201208	12 x 20 x 8"	3.3	45.30	HLFDV1208.WH1	0.6	6.00
HLF201212	12 x 20 x 12"	4.2	68.10	-	-	-
HLF201812	18 x 20 x 12"	5.9	93.50	HLFDV1812.WH1	1.5	8.10
HLF291812	18 x 29 x 12"	9.4	132.60	-	-	-

*Approximate dimensions.

Stack and Nest Containers

- Excellent nest ratio for economical returns and efficient empty storage.
- Handles are located under the reinforced rim.

Schaefer 180° stack and nest containers are designed for storage, work in process and product distribution. They are compatible with both 48" x 40" and 48" x 45" pallets. HFB221307, & HFB241614 are made of heavy duty high density polypropylene. HFB231508, HFB231512 & HFB241610 are made of heavy duty high density polyethylene. Available in Red (-RD), Yellow (-YL), Blue (-BL) and Green (-GN) -- please specify. Lids are available in color too, except the HFB2315S lid which is available in Gray (-GY) only. FOB Shipping Point.

STACK AND NEST CONTAINERS					
CONTAINERS			LIDS		
Product No.	Size W x D x H*	Wt. (lbs.)	Product No.	Wt. (lbs.)	Price Ea.
HFB221307	13 x 22 x 7"	4.0	-	-	-
HFB231508	15 x 23 x 8"	2.7	HFB2315S.GY1	1.0	\$54.50
HFB231512	15 x 23 x 12"	4.2	HFB2315S.GY1	1.0	54.50
HFB241610	16 x 24 x 10"	4.8	HFB2416A	1.2	25.00
HFB241614	16 x 24 x 14"	5.8	HFB2416S	1.4	32.00

*Approximate dimensions.



STRAIGHT WALL CONTAINERS


SSI SCHAEFER

ELB Containers - Economic, light weight

- 40 lb. loading capacity, 400 lb. stacking capacity.
- Optional hinged or folding lids available.

This all-round container, designed for everyday use, is as light as a feather, extremely sturdy and most importantly sensibly priced. Designed using a new material and new tool technology, the Euro light container is a high-quality product which can be used for virtually any purpose and best of all: it's affordable for all! Gray in color. FOB Shipping Point.

Most Economic Straight Wall Container



ELB CONTAINERS										
Size W x D x H*	Cap. Cu. ft.	Wt. (lbs.)	With No Lid Product No.	Price Ea.	With Dust Cover Product No.	Price Ea.	With Hinged Lid Product No.	Price Ea.	With 2-piece Hinged Lid Product No.	Price Ea.
12 x 16 x 5"	0.38	0.7	HELB4120.GY1	\$25.10	HELBD4120.GY1	\$39.90	HELBDS4120.GY1	\$45.60	HELBHD4120.GY1	\$45.60
12 x 16 x 9"	0.71	1.3	HELB4220.GY1	38.20	HELBD4220.GY1	53.00	HELBDS4220.GY1	58.70	HELBHD4220.GY1	58.70
16 x 24 x 5"	0.82	1.6	HELB6120.GY1	42.60	HELBD6120.GY1	70.70	HELBDS6120.GY1	72.70	HELBHD6120.GY1	72.70
16 x 24 x 9"	1.54	2.4	HELB6220.GY1	72.70	HELBD6220.GY1	100.80	HELBDS6220.GY1	102.80	HELBHD6220.GY1	102.80
16 x 24 x 13"	2.25	3.3	HELB6320.GY1	105.80	HELBD6320.GY1	133.90	HELBDS6320.GY1	135.90	HELBHD6320.GY1	135.90

*Approximate dimensions.

LTF Containers - Designed for manual and automated operations

- 65 lb. loading capacity, 500 lb. stacking capacity.
- Made of Polypropylene, runs silent on conveyors.

Made of FDA approved polypropylene, Schaefer LTF Straight Wall Stackable Containers feature perpendicular sides to reach maximum usable internal space. Reinforced base with patented design for optimum low noise when running conveyor systems. Specially designed corner posts to facilitate high stacking loads and easy cleaning. Has a protected area for barcode label holders, vertical lifting slots and centering holes, and are RFID compatible. Standard color is Blue. Custom colors available -- call for information.

FOB Shipping Point.



LTF CONTAINERS				
Product No.	Size W x D x H*	Cap. Cu. ft.	Wt. (lbs.)	Price Ea.
HLTF6220.1XRBL1	16 x 24 x 9"	1.54	4.5	\$44.80
HLTF6280.1XRBL1	16 x 24 x 11"	1.90	3.5	40.80
HLTF6320.1XRBL1	16 x 24 x 13"	2.25	4.0	46.40

*Approximate dimensions.

Small Parts Organization



Storage Center

- Tough all-steel construction ensures years of dependable service.

Full-width handle drawers open easily thanks to two embossed runners. Positive stop prevents spilling. Each drawer comes with 2 dividers. Shipped assembled. Includes base. Gray powder coat finish. FOB Shipping Point.

Product No.	Overall Size W x D x H	No. of Drawers	Drawer Dim. W x D x H	Wt. (lbs.)	Price Ea.
2 3/4" HIGH DRAWERS					
H017-95	34 1/2 x 12 1/2 x 33 1/2"	48	4 1/2 x 11 1/2 x 2 3/4"	122	\$758.93
H019-95	34 1/2 x 12 1/2 x 48 1/2"	72	4 1/2 x 11 1/2 x 2 3/4"	162	1,039.36
H022-95	34 1/2 x 12 1/2 x 62 1/2"	96	4 1/2 x 11 1/2 x 2 3/4"	208	1,331.28
3 1/2" HIGH DRAWERS					
H024-95	34 x 12 1/2 x 26 1/2"	30	4 1/2 x 11 1/2 x 3 1/4"	120	593.78
H027-95	34 x 17 1/2 x 26 1/2"	30	4 1/2 x 17 x 3 1/2"	136	689.19
H025-95	34 x 12 1/2 x 47 1/2"	60	4 1/2 x 11 1/2 x 3 1/2"	192	838.63
H028-95	34 x 17 1/2 x 47 1/2"	60	4 1/2 x 17 x 3 1/2"	246	1,062.42
H026-95	34 x 12 1/2 x 68 1/2"	90	4 1/2 x 11 1/2 x 3 1/2"	269	1,100.07
H029-95	34 x 17 1/2 x 68 1/2"	90	4 1/2 x 17 x 3 1/2"	310	1,374.09

All-Steel Utility Cabinets

- Prime rolled steel, interlocking construction for long life.

A, B, C & D) Lockable Utility Cabinet

Features 2 adjustable shelves, hinged door with a plated door handle to make opening easy. Key hole slots for easy wall mounting.

E/F) Aerosol Can Caddy

Holds 6 or 12 standard sized aerosol cans. Unit can be wall mounted, fastened to a tool box, or placed on a shelf or counter top.



ALL STEEL UTILITY CABINETS					
Letter No.	Product No.	No. of Sections	Size W x D x H	Wt. (lbs.)	Price Ea.
A	H055-95	2	13 3/4 x 12 3/4 x 30"	24	\$142.60
B	H056-95	2	19 7/8 x 14 1/4 x 32 3/4"	35	178.09
C	H343-95	4	33 3/4 x 8 1/2 x 22 1/4"	33	172.13
D	H338-95	4	33 3/4 x 12 x 23 3/4"	41	194.96
E	H385-95	6	21 1/2 x 3 1/8 x 5 1/4"	3	18.58
F	H386-95	12	20 x 6 x 7 1/8"	6	33.63

DRAWER CABINETS

- Organize your small parts for instant selection.
- Easy slide drawers feature 2 embossed runners for smooth, easy travel.

All-welded heavy-duty frame features vertical support for extra stacking strength. A positive stop mechanism prevents drawers from falling out. Drawers also feature double interlocked design for additional rigidity. Full-width handles for a firm grip. Each drawer complete with 2 adjustable dividers. Fits standard shelving. Finished in rust and acid resistant Gray powder coat. Fully assembled. FOB Shipping Point.



DRAWER CABINETS					
Product No.	No. of Drawers	Overall Size W x D x H	Use With Extra Drawer Divider No.	Wt. (lbs.)	Price Ea.
H001-95*	6	11 1/2 x 11 x 10 1/2"	H010	17	\$95.16
H002-95*	6	33 1/2 x 11 x 4"	H010	18	101.64
H003-95*	8	22 1/2 x 11 x 7"	H010	21	113.55
H004-95*	9	17 1/2 x 11 x 10 1/2"	H010	23	114.70
H005-95*	18	33 1/2 x 11 x 10 1/2"	H010	44	189.60
H006-95*	18	17 1/2 x 11 x 21 1/2"	H010	45	209.90
H007-95*	24	33 1/2 x 11 x 14 1/2"	H010	57	224.75
H013-95*	12	33 1/2 x 11 x 7"	H010	31	151.61
H014-95*	30	33 1/2 x 11 x 17 1/2"	H010	70	331.19
H030-95**	18	33 1/2 x 11 x 12 1/2"	H036	52	253.49
H031-95**	24	33 1/2 x 11 x 17"	H036	67	318.67
H032-95***	18	33 1/2 x 17 1/2 x 12 1/2"	H036	68	364.04
H033-95***	24	33 1/2 x 17 1/2 x 17"	H036	88	463.81
H034-95**	30	33 1/2 x 11 x 21 1/2"	H036	82	414.97
H035-95***	30	33 1/2 x 17 1/2 x 21 1/2"	H036	109	562.61
H010-95 Extra dividers for 2 3/4" drawers. Pkg./12 Price Ea. \$8.90					
H036-95 Extra dividers for 3 1/2" drawers. Pkg./12 Price Ea. \$9.69					
*Drawer Size: 5 1/2"W. x 11 1/2"D. x 2 3/4"H.					
**Drawer Size: 5 1/2"W. x 11 1/2"D. x 3 1/4"H.					
***Drawer Size: 5 1/2"W. x 17"D. x 3 1/2"H.					

Aerosol Storage Cabinets

- Manufactured using prime cold rolled steel.

All-welded construction prevents warping and twisting. Durable gray powder coat finish. FOB Shipping Point.

Units with Doors: Full piano hinges prevent doors from warping or sagging.

Units feature pre-installed lock and 2 keys are included.

H300-95 has sliding pull out shelves and holds 48 cans.

H060-95-WSS is wall mountable and holds 88 cans.

H303B-16.75-AR-95 is wall mountable, gravity fed, and holds 30 cans.



AEROSOL STORAGE CABINETS				
Product No.	Description	Overall Size W x D x H	Wt. (lbs.)	Price Ea.
H300-95	Aerosol Storage	20 1/2 x 15 1/2 x 21 7/8"	45	\$367.90
H060-95-WSS	Aerosol Storage	33 1/2 x 11 1/2 x 23 3/8"	40	183.24
H303B-16.75-AR-95	Aerosol Storage	20 1/2 x 16 1/2 x 15"	24	111.91
H304-95	Base for H300-95	20 1/2 x 16 1/2 x 15"	15	53.19
H304-95-5.75/LEG	Base for H300-95	20 1/2 x 16 1/2 x 5 3/4"	11	52.03

Steel surcharges may apply.

PARTS STORAGE

DURHAM MFG®
Est. 1922


Compartment Boxes, Slide Racks and Bases

- Trays glide easily and feature special stops to prevent accidental removal.
- Compartment boxes are removable and with hinged cover, may be used independently.

Efficient storage and organization for a variety of parts and components. Each compartment box interior is manufactured of polypropylene with scooped bottoms, both front and back for easy parts removal. Rugged steel, all-welded cabinets are reinforced for rigidity. Use on the workbench, counter or carry to the job site with convenient thumb-grip handles. Easy Glide Slide Racks hold up to 40 lbs. per cradle. The Heavy Duty Bearing Slide Racks hold up to 75 lbs. per cradle. Finished in acid and rust resistant Gray powder coating. Order cabinets to accommodate 2, 4 or 6 boxes. Compartment boxes sold separately. FOB Shipping Point.

SMALL BOXES 13"W. x 9"D. x 2"H.				
Product No.	No. of Compartments	Wt. (lbs.)	Qty. Per Ctn.	Price Ea.
H213-95	8	24	6	\$19.73
H211-95	12	24	6	19.73
H209-95	16	24	6	19.73
H227-95	17	24	6	19.67
H206-95	20	24	6	19.73
H204-95	21	24	6	19.73
H202-95	24	24	6	19.73
H215-95	Adjustable	24	6	20.40
LARGE BOXES 18"W. x 12"D. x 3"H.				
H125-95	6	32	4	28.67
H115-95	12	32	4	28.67
H113-95	16	32	4	28.67
H111-95	20	32	4	28.67
H109-95	21	32	4	28.67
H102-95	24	32	4	28.67
H107-95	32	32	4	28.67
H119-95	Adjustable	32	4	30.09
BOXES W/COMFORT GRIP HANDLE & LOCKABLE, PULL DOWN CATCHES 17"W. x 12"D. x 3"H.				
H102PC227-95	24	28	4	37.90
H119PC227-95	Adjustable	28	4	40.04

SMALL SLIDE RACKS				
Product No.	Fits Boxes	Slide Rack	Overall Size W x D x H	Wt. (lbs.) Price Ea.
H306B-95	2 Small	Ball Bearing	15 1/4 x 11 1/4 x 6 1/4"	12 \$77.87
H307B-95	4 Small	Ball Bearing	15 1/4 x 11 1/4 x 11 1/4"	21 115.40
H308B-95	6 Small	Ball Bearing	15 1/4 x 11 1/4 x 16 1/4"	28 158.97
LARGE SLIDE RACKS & BASES				
H303-95	4 Large	Easy Glide	20 x 15 1/2 x 15"	29 152.39
H309B-95	2 Large	H.D. Bearing	20 1/2 x 12 1/2 x 8 1/2"	19 105.97
H310B-95	4 Large	H.D. Bearing	20 x 12 1/2 x 15"	29 177.10
H302B-15.75-95	2 Large	H.D. Bearing	20 x 15 1/2 x 8 1/2"	30 119.99
H303B-15.75-95	4 Large	H.D. Bearing	20 x 15 1/2 x 15"	37 199.28
H305B-95	5 Large	H.D. Bearing	12 1/2 x 15 1/2 x 15 1/2"	40 185.78
H321B-95	6 Large	H.D. Bearing	20 1/2 x 15 1/2 x 21 1/2"	46 239.16
LARGE SLIDE RACK WITH DOOR				
H321B-95DR	6 Large	H.D. Bearing	20 1/2 x 15 1/2 x 21 1/2"	50 262.97
BASES FOR SLIDE RACKS				
Product No.	Fits Models	Size W x D x H	Wt. (lbs.)	Price Ea.
H315B-95	306, 307 & 308	15 1/2 x 12 1/2 x 15 1/2"	12	\$53.03
H304-95	302, 303, 303B & 321B	20 1/2 x 16 1/4 x 15 1/2"	15	53.19
H311-95	309B & 310B	20 1/2 x 15 1/2 x 14 1/2"	14	66.85
H311B/H305B-95	305B-95	12 1/2 x 15 1/2 x 15 1/2"	14	54.87



All-Steel Special Storage Units

A) Vertical Bar Rack

All welded construction with 3000 lbs. capacity. Heavy duty angle iron frame and arms with 14 gauge steel shelves. Shelves are 5 1/4"D. x 36"W. Pan base is 24 x 36" and has a retaining lip to hold parts in place. Perfect for storing long parts like threaded rod, pipes or strut. Unit ships fully assembled ready for use and has a durable gray textured powder coat finish.

B) Threaded Rod Rack

Separates and protects threaded rods in 18 sections -- each section 2 1/16" dia.

C) Multipurpose Bin

Removable vertical dividers allow the creation of double-width openings, each with scoops. Can be wall mounted.

ALL STEEL SPECIAL STORAGE UNITS				
Ltr. No.	Product No.	No. of Sections	Size W x D x H	Wt. (lbs.) Price Ea.
A	HVBR-8436-95	1	36 x 24 x 84"	125 \$452.96
B	H367-95	18	24 1/8 x 6 7/8 x 24"	16 105.57
C	H314-95	6 - 36	23 3/4 x 4 3/4 x 23 3/4"	22 120.81

DURHAM MFG®
Est. 1922

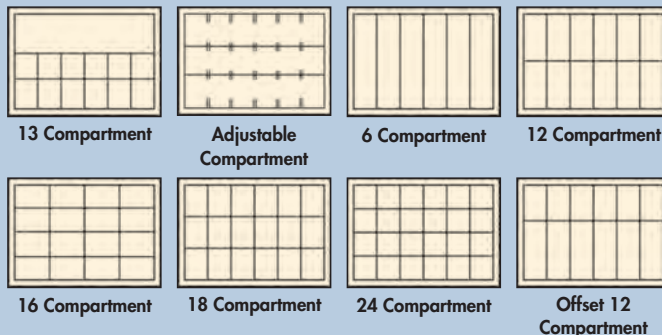
Steel surcharges may apply.

DURHAM MFG®
Est. 1922

Plastic Boxes & Steel Racks

- USA-made -- heavy-duty steel cabinets with molded plastic parts keepers.

Boxes feature sturdy hinges that won't weaken or crack with repeated use. Carrying handle takes cabinets to the job site -- mount cabinet on wall using keyhole slots. FOB Shipping Point.



**WALL MOUNT OR CARRY ALONG!
(BOXES SOLD SEPARATELY)**

SMALL COMPARTMENT BOX: 11"W. x 1 1/2"H. x 6 3/4"D. 5-DRAWER RACK: 11 1/2"W. x 10 1/2"H. x 6 3/4"D.				
Product No.	No. of Compartments	Color	Wt. (lbs.) Ctn. 10	Price Ea.
HSP6-Clear	6	Clear	7	\$3.46
HSP12-Clear	12	Clear	7	3.46
HSPOS12-Clear	Offset 12	Clear	7	3.46
HSP13-Clear	13	Clear	7	3.46
HSP18-Clear	18	Clear	7	3.46
HSPADJ-Clear	Adj. SP w/15 dividers	Clear	7	4.42

H290-95 Small 5-compartment box rack. Wt. 7 (lbs.) Price Ea. \$46.25

H313 Plated locking hinge for HSPR, H1PR Price Ea. \$8.60

*Min. order 10 small boxes. ** Must be in increments of ten.

LARGE COMPARTMENT BOX: 13 1/2"W. x 2 1/2"H. x 9"D. 5-DRAWER RACK: 13 1/2"W. x 13 1/2"H. x 9 1/2"D.				
Product No.	No. of Compartments	Color	Wt. (lbs.) Ctn. 5	Price Ea.
HLP6-Clear	6	Clear	7	\$6.09
HLP12-Clear	12	Clear	7	6.09
HLP16-Clear	16	Clear	7	6.09
HLP18-Clear	18	Clear	7	6.09
HLP24-Clear	24	Clear	7	6.09
HLPADJ-Clear	Adj. LP w/20 dividers	Clear	7	7.22

H291-95 Large 5-compartment box rack. Wt. 11 (lbs.) Price Ea. \$63.01

H313 Plated locking hinge for HSPR, H1PR Price Ea. \$8.60

*Min. order 5 large boxes. ** Must be in increments of five.

SMALL PARTS STORAGE

Space Saving Rotabin®

- Instant accessibility - easy turning.
- Easily save up to 40% floor space with these long lasting small parts storage units.

When space is at a premium, Rotabin® is the answer. Revolving shelves turn easily, independently...even when fully loaded. Made of heavy gauge steel for hard daily use. Available in Gray powder coat. FOB Shipping Point.

A) 17" Rotabin®

Handles 60 lbs. per shelf. Four permanent compartments per shelf measure 13"W x 7½"D x 3⅜"H. Twelve adjustable dividers can be added to provide up to 16 compartments per shelf on 3⅜" centers.

A) 28" Rotabin®

Handles 500 lbs. per shelf. Six permanent compartments per shelf measure 14½"W x 12"D x 5⅝"H with 1⅝"H bin fronts for labels. Adjustable dividers can be added to provide up to 24 compartments per shelf.


A) 34" Dia. Rotabin®

Handles 500 lbs. per shelf. Five permanent compartments per shelf measure 21"W x 15"D x 7"H with 2⅝"H removable bin front. Optional dividers can be inserted on 1" centers. Three optional Rotabin® Pans fit into each permanent compartment.

B) 44" Dia. Rotabin®

Features 5 compartments per shelf, model H1535-95 features 10 compartments per shelf. Five compartment units handle 625 lbs. per shelf and ten compartment units handle 500 lbs. per shelf. No dividers.

DURHAM MFG
Est. 1922



Ltr. No.	Product No.	Dia.	No. of Shelves	Hgt.	Wt. (lbs.)	Price Ea.
A	H1104-95	17"	4	17⅞"	23	\$238.27
	H1106-95	17"	6	25⅝"	30	330.40
	H1110-95	17"	10	41⅝"	45	530.33
A	H1205-95	28"	5	34⅝"	112	806.84
	H1206-95	28"	6	40⅝"	129	913.75
	H1207-95	28"	7	46⅝"	145	1,020.63
	H1208-95	28"	8	52⅝"	161	1,127.52
	H1209-95	28"	9	59⅝"	177	1,234.42
	H1210-95	28"	10	65⅝"	193	1,335.99
A	H1304-95	34"	4	34⅝"	133	798.19
	H1305-95	34"	5	42"	159	929.34
	H1306-95	34"	6	49⅝"	184	1,060.48
	H1307-95	34"	7	57⅝"	210	1,191.66
	H1308-95	34"	8	65⅝"	235	1,317.46
	H1504-95	44"	4	46⅝"	172	1,366.82
B	H1505-95	44"	5	57⅝"	206	1,639.46
	H1535-95	44"	5	57⅝"	246	2,189.99
	H1506-95	44"	6	69⅝"	241	2,103.19
	H1536-95	44"	6	69⅝"	316	2,728.18

Rotabin® Pans

- Make it easier to transport parts and store different items in the same compartment.
- Perfect for color coding inventory.

Rugged polypropylene pans lift out, making it simple to restock. Each 34" dia. shelf holds 15 pans. Available in Gray. FOB Shipping Point.



ROTABIN® PANS					
Product No.	Description	Overall Size	Pkg. Qty.	Wt (lbs.)	Price Per Pkg.
H15007-95	For 34" Rotabin®	-	15	9	\$91.34
ADJUSTABLE DIVIDERS					
H1141-95-IND	Steel Divider for 17" Rotabin®	3" H x 7⅞"L	1	4	1.30
H1241-95-IND	Adj. Steel Divider for 28" Rotabin®	4⅝" H x 11⅝"L	1	14	4.88
H1341-95-IND	Adj. Steel Divider for 34" Rotabin®	5" H x 14⅝"L	1	20	5.21

Storage Racks/Bolt Bins

- All welded, prime cold rolled steel.
- Fully hemmed 1⅝" bin fronts to hold labels and retain parts.

Roll-formed sides for increased strength and stability. Newly redesigned slope shelves. Ribbed and hemmed dividers provide added strength. Optional base and topper available. Ships fully assembled ready for use. Durable gray powder coat finish. FOB Shipping Point.




STORAGE RACKS/BOLT BINS					
Product No.	No. of Compartments	Compartment Size W x D x H	Overall Size W x D x H	Wt. (lbs.)	Price Ea.
H329-95	4	16⅝ x 11⅝ x 9⅞"	33⅝ x 12 x 23⅞"	26	\$134.70
H396-95	8	8⅝ x 11⅝ x 10"	33⅝ x 12 x 23⅞"	28	133.42
H397-95	10	16⅝ x 11⅝ x 7⅝"	33⅝ x 12 x 42"	42	198.27
H330-95	12	7⅝ x 11⅝ x 6⅝"	33⅝ x 12 x 23⅞"	32	130.42
H351-95	20	8 x 11⅝ x 8⅝"	33⅝ x 12 x 42"	46	222.67
H353-95	16	3⅝ x 11⅝ x 4"	33⅝ x 12 x 11⅝"	23	96.97
H354-95	18	5⅝ x 11⅝ x 4⅝"	33⅝ x 12 x 19⅝"	29	146.70
H356-95	24	5⅝ x 11⅝ x 4⅝"	33⅝ x 12 x 23⅞"	35	145.73
H357-95	32	3⅝ x 11⅝ x 3⅝"	33⅝ x 12 x 19⅝"	35	147.34
H358-95	36	3⅝ x 11⅝ x 3⅝"	17⅝ x 12 x 42"	38	174.36
H359-95	40	3⅝ x 11⅝ x 3⅝"	33⅝ x 12 x 23⅞"	43	166.64
H360-95	42	5⅝ x 11⅝ x 4⅝"	33⅝ x 12 x 42"	58	249.64
H398-95	40	4 x 11⅝ x 4⅝"	33⅝ x 12 x 42"	56	264.12
H399-95	4	16⅝ x 11⅝ x 7⅝"	33⅝ x 12 x 42"	59	271.52
	40	4 x 11⅝ x 4⅝"			
H361-95	56	4⅝ x 11⅝ x 3⅝"	33⅝ x 12 x 42"	60	258.75
H363-95	72	3⅝ x 11⅝ x 3⅝"	33⅝ x 12 x 42"	69	245.09

Bin Bases For Storage Racks/Bolt Bins

- Constructed with prime cold rolled steel.

Fits all 12" and 9" x 33⅝" parts bins. Raises bins 5⅝" above the ground. Legs attach easily using fasteners provided. Durable, gray, powder coat finish. FOB Shipping Point.



BIN BASES FOR STORAGE RACKS/BOLT BINS				
Product No.	Overall Size W x D x H	Fits Most Models	Wt. (lbs.)	Price Ea.
H364-95	33⅝ x 12⅝ x 5⅝"	329, 330, 351, 353, 354, 356, 357, 359, 360, 361, 363, 396, 397, 398, 399	13	\$68.57

Bin Toppers For Storage Racks/Bolt Bins

- Constructed with prime cold rolled steel.

Fits all 12" x 33⅝" parts bins. Keeps top of bins free of clutter. Durable, gray, powder coat finish. FOB Shipping Point.



BIN TOPPERS FOR STORAGE RACKS/BOLT BINS				
Product No.	Overall Size W x D x H	Fits Most Models	Wt. (lbs.)	Price Ea.
H379-95	33⅝ x 12 x 8⅝"	329, 330, 351, 353, 354, 356, 357, 359, 360, 361, 363, 396, 397, 398, 399	6	\$67.57

Steel surcharges may apply.

SMALL PARTS STORAGE ORGANIZATION & MOBILITY

DURHAM MFG®
Est. 1922

Durham Tall Steel Pigeon Hole Bins

- All welded, prime cold rolled steel construction.
- Durable gray powder coat finish.

Fully hemmed 1/8" bin fronts to hold labels and retain parts. Roll-formed sides for increased strength and stability. Newly redesigned slope shelves. Ribbed and hemmed dividers provide added strength. Optional base and bin labels available. Ships fully assembled ready to use. FOB Shipping Point.




H725-95



H730-95



H735-95



H740-95



H745-95

Product No.	Overall Dim. W x D x H	DURHAM TALL STEEL PIGEON HOLE BINS		Wt. (lbs.)	Price Ea.
		No. of Bins.	Bin Dim. W x D x H		
H725-95	33 3/4 x 12 x 64 1/2"	32	8 x 11 1/4 x 6 1/2"	94	\$291.88
H730-95	33 3/4 x 12 x 64 1/2"	60	(40) 3 3/4 x 11 1/4 x 4 1/2"	104	314.81
			(20) 8 x 11 1/4 x 8 1/2"		
H735-95	33 3/4 x 12 x 64 1/2"	84	(80) 4 x 11 1/4 x 4 1/2"	112	348.01
			(4) 16 1/4 x 11 1/4 x 7"		
H740-95	33 3/4 x 12 x 64 1/2"	104	4 3/4 x 11 1/4 x 4 3/8"	120	378.66
H745-95	33 3/4 x 12 x 64 1/2"	112	4 x 11 1/4 x 3 3/8"	122	386.52



HMSB3-2036-95



HMSB6-2036-95



HMSB9-2036-95



HMSB12-2036-95

Durham Mobile Storage Bins

- All welded, heavy duty 14 ga. steel construction.
- Durable gray textured powder coat finish.

Bin opening incorporates a slope design of 6" high. Choice of 3, 6, 12 or 19 open face bins. Has 6" x 2" bolt-on phenolic casters, 2 locking swivel and 2 rigid. Sturdy, tubular push handle. Top shelf is 49 1/4" above the floor. Shelf clearance is 13 3/8". Ships fully assembled ready to use. FOB Shipping Point.

Product No.	Overall Dim. W x D x H	DURHAM MOBILE STORAGE BINS		Wt. (lbs.)	Price Ea.
		No. of Bins.	Bin Dim. W x D x H		
HMSB3-2036-95	36 x 24 x 49 1/4"	3	36 x 24 x 14"	210	\$755.43
HMSB6-2036-95	36 x 24 x 49 1/4"	6	17 x 24 x 14"	222	852.93
HMSB9-2036-95	36 x 24 x 49 1/4"	9	11 1/2 x 24 x 14"	240	901.76
HMSB12-2036-95	36 x 24 x 49 1/4"	12	8 1/2 x 24 x 14"	254	950.57

Steel surcharges may apply.

LOUVERED PANEL RACKS & HOOK-ON-BINS®

DURHAM MFG®
Est. 1922

Louvered Panel Racks

- Constructed of 16 gauge steel.

Louvers accommodate all sizes of Hook-On-Bins® (Bins are sold separately.) Tray shelves can be purchased as an accessory.

¼" holes for wall mounting - hardware not included. Durable, textured, powder coat finish. FOB Shipping Point.




HLPRSS-34.5X20-95



HLPRDS-34.5X68-95



HLPRSS-34.5X68-95



HLPW-34.5X20-95



HLPW-17.25X20-95

Product No.	Size W x H	LOUVERED PANEL RACKS					Capacity (lbs.)	Shipping	Wt. (lbs.)	Price Ea.
		HOOK-ON-BINS® (QUANTITY TO FIT LOUVERED PANELS)								
		HPB30210	HPB30220	HPB30230	HPB30240	HPB30250				
FREE STANDING UNITS - BINS SOLD SEPARATELY										
HLPRSS-17.25X20-95	17¼ x 20"	16	16	9	4	2	140	UPS-able	24	\$88.54
HLPRSS-17.25X68-95	17¼ x 68"	64	64	33	16	8	125	Truck	23	282.73
HLPRSS-34.5X12-95	34½ x 12"	24	24	12	4	2	150	UPS-able	30	87.10
HLPRSS-34.5X20-95	34½ x 20"	40	40	18	8	4	500	UPS-able	106	120.94
HLPRSS-34.5X68-95	34½ x 68"	136	136	66	32	16	1000	Truck	139	466.13
HLPRDS-34.5X68-95**	34½ x 68"	272	272	132	64	32	2000	Truck	213	545.84
WALL MOUNTABLE UNITS - BINS SOLD SEPARATELY										
HLPW-17.25X20-95	17¼ x 20"	16	16	9	4	2	175	UPS-able	8	35.73
HLPW-17.25X64-95	17¼ x 64"	64	64	30	16	8	500	UPS-able	24	121.87
HLPW-34.5X12-95	34½ x 12"	24	24	12	4	2	175	UPS-able	8	40.64
HLPW-34.5X20-95	34½ x 20"	40	40	18	8	4	175	UPS-able	13	56.72
HLPW-34.5X64-95	34½ x 64"	128	128	60	32	16	1000	UPS-able	41	187.88
HLPW-46X20-95	46 x 20"	40	40	24	12	4	250	UPS-able	20	92.67
HLPW-46X64-95	46 x 64"	176	176	84	40	16	1000	UPS-able	55	236.87

** Double-Sided Unit.

Hook-On-Trays®

- Constructed of steel.

Hooks easily onto louvers with no tools required. Unit comes fully assembled. Durable, textured, powder coat finish. FOB Shipping Point.



HDSH-184-95

Product No.	Size W x D x H	Wt. (lbs.)	Price Ea.
HDSH-124-95	11½ x 3¼ x 1½"	12	\$20.15
HDSH-184-95	17¼ x 3¼ x 1½"	16	28.18



Hook-On® Bins

- Molded using durable copolymer plastic.
- Back tabs allow Hook-On® Bins to hang on louvered panels.
- Specially molded top edges allow stacking on any shelf.
- Angled front edge makes it easy to see contents and to pick parts.
- Additional ribbing and double wall front is incorporated in the design for increased rigidity and to prevent warping.
- Slots in front hold identification tags, cards or labels.
- Molded finger grips make handling easy and comfortable.
- Model HPB30250-21 has slots for 3 dividers; all other models can accommodate 1 divider.
- Dividers can be placed horizontally or vertically.

Steel surcharges may apply.

- Divider break away features allow sizing of the dividers so you can access all products when bins are stacked.
- Fits neatly on the other cabinet and shelving brands.
- Optional lengthwise dividers are available.
- FOB Shipping Point.

Product No.	Overall Size W x D x H	Color	Ctn. Qty.	Wt. (lbs.)	Price Ea.
HOOK-ON® POLY BINS					
HPB30210-21	4 x 5 x 3"	Yellow	24	5	\$1.90
HPB30220-21	4 x 7 x 3"	Yellow	24	7	2.42
HPB30230-21	6 x 11 x 5"	Yellow	12	11	7.31
HPB30240-21	8 x 15 x 7"	Yellow	12	20	14.12
HPB30250-21	16 x 15 x 7"	Yellow	6	16	25.09
HPB30210-17	4 x 5 x 3"	Red	24	5	1.90
HPB30220-17	4 x 7 x 3"	Red	24	7	2.42
HPB30230-17	6 x 11 x 5"	Red	12	11	7.31
HPB30240-17	8 x 15 x 7"	Red	12	20	14.12
HPB30250-17	16 x 15 x 7"	Red	6	16	25.09
HPB30210-52	4 x 5 x 3"	Blue	24	5	1.90
HPB30220-52	4 x 7 x 3"	Blue	24	7	2.42
HPB30230-52	6 x 11 x 5"	Blue	12	11	7.31
HPB30240-52	8 x 15 x 7"	Blue	12	20	14.12
HPB30250-52	16 x 15 x 7"	Blue	6	16	25.09
DIVIDERS					
HPB30161-08	Vertical Divider for HPB30210-21	Black	6/pk.	1	13.66
HPB30166-08	Vertical Divider for HPB30220-21	Black	6/pk.	1	16.54
HPB30171-08	Vertical Divider for HPB30230-21	Black	6/pk.	1	19.04
HPB30176-08	Vertical Divider for HPB30240-21 & HPB30250-21	Black	6/pk.	2	31.36
HPB30162-08	Horizontal Divider for HPB30210-21 & HPB30220-21	Black	6/pk.	2	5.70
HPB30172-08	Horizontal Divider for HPB30230-21	Black	6/pk.	1	9.57
HPB30177-08	Horizontal Divider for HPB30240-21	Black	6/pk.	2	16.18
HPB30178-08	Horizontal Divider for HPB30250-21	Black	6/pk.	2	31.09

*Sold in carton qties.

WIRE STORAGE

DURHAM MFG®
Est. 1922


Wire Spool Racks

- Easy to assemble using fasteners provided.
- Durable gray powder coat finish.

Prime cold rolled steel construction. Includes polished $\frac{3}{8}$ " dia. steel rods, making it easy to store different sized spools on the same rod. H368-95 can accommodate up to 10" dia. spools. Punched side panels allow for quick spool changes and the supplied ruled decal makes it easy to cut wire or tubing to the proper length. H383-95 has a handle for easy transport. Keyhole slots are provided for wall mounting. FOB Shipping Point.

Product No.	Overall Dim. W x D x H	WIRE SPOOL RACKS		Wt. (lbs.)	Price Ea.
		Rods			
H383-95	26 $\frac{1}{2}$ x 5 $\frac{1}{2}$ x 14"	1		10	\$82.97
H384-95	26 $\frac{1}{2}$ x 5 $\frac{1}{2}$ x 21 $\frac{1}{2}$ "	2		12	91.72
H368-95	26 $\frac{1}{2}$ x 5 $\frac{1}{2}$ x 36 $\frac{1}{2}$ "	4		16	101.37

Ships UPS




Mobile Wire Spool Rack

- Ships fully assembled.
- Durable gray, textured powder coat finish.

Heavy duty, all welded 14 gauge steel construction. Total capacity of 1,200 lbs. 1 $\frac{1}{2}$ " lip on top of work surface prevents parts from falling off during transport. Louvered panels on 2 ends, accommodate Hook-On-Bins® and metal Hook-On Trays (Bins and Trays sold separately). Heavy duty handle makes transport easy, adds 6" to overall width of cart. (8) 23" removable rods accommodate wire spools. 7 $\frac{1}{2}$ " between rods, larger spools can be accommodated if some rods are removed. Recessed rods allow protection of spools during transport. 4 wire guides hang below the work surface for ease in cutting wire. (4) 5" x 1 $\frac{1}{2}$ " polyurethane bolt on casters, (2) rigid and (2) locking swivel. FOB Shipping Point.

Product No.	Overall Dim. W x D x H	MOBILE WIRE SPOOL RACK		Wt. (lbs.)	Price Ea.
		Description			
HMWSR8-LP-95	26 x 18 x 46"	8-Rod Mobile Wire Spool Rack with 2 sides of louvered panels		122	\$545.82

Product No.	Overall Dim. W x D x H	HOOK-ON TRAYS		Wt. (lbs.)	Price Ea.
		Description			
HDSH-124-95	11 $\frac{1}{2}$ x 3 $\frac{3}{4}$ x 1 $\frac{1}{2}$ "	Hook-On Trays		12	\$20.15
HDSH-184-95	17 $\frac{1}{4}$ x 3 $\frac{3}{4}$ x 1 $\frac{1}{2}$ "	Hook-On Trays		16	28.18



Wire and Terminal Storage Cabinet

- Durable gray powder coat finish.
- Ships fully assembled, ready for use.

Features a 21 hole removable compartment box. 20 compartments for storing small parts and components and 1 compartment for storing tools. 16 rubberized wire grommets provided to keep wire free from tangling making for easy access. Grommets accommodate up to 10 gauge wire. Accommodates (24) 3 $\frac{1}{2}$ " spools. 6 rods for wire spools, perfect for maximizing your small wire storage space. Modular with Durham Small Bearing Rack Cabinets. Compatible with base H315-95. FOB Shipping Point.

Product No.	WIRE AND TERMINAL STORAGE CABINET		Wt. (lbs.)	Price Ea.
	Overall Dim. W x D x H			
H297B-95	15 $\frac{1}{2}$ x 11 $\frac{1}{2}$ x 16 $\frac{1}{2}$ "		23	\$127.06

Ships UPS



H297B-95

Mobile Wire Spool and Maintenance Cart

- Heavy duty, all welded 14 gauge steel.
- 1,200 lbs. total capacity.

1 $\frac{1}{2}$ " lip on top work surface prevents parts from falling off during transport with a heavy duty tubular handle makes transporting easy. Louvered panel on the end, accommodates Hook-On Bins® and metal Hook-On Trays (sold separately). Features (5) 16 $\frac{1}{2}$ " removable rods that accommodate wire spools. Rods are recessed allowing protection of spools during transport. Includes a locking cabinet to secure contents. Ships fully assembled. Durable, gray, textured, powder coat finish. FOB Shipping Point.

Product No.	MOBILE WIRE SPOOL AND MAINTENANCE CART		Wt. (lbs.)	Price Ea.
	Overall Dim. W x D x H			
HMWSR5-95	Overall: 54 $\frac{1}{2}$ x 24 x 35" Cabinet: 16 $\frac{1}{2}$ x 23 $\frac{1}{2}$ x 22" Work Surface: 36 x 24"		208	\$919.90

Product No.	Description	Qty. Per Carton	Wt. (lbs.)	Price Ea.
HDSH-184-95	Hook-On Tray, 17 $\frac{1}{4}$ x 3 $\frac{3}{4}$ x 1 $\frac{1}{2}$ "	6	16	\$28.18
HPB30210-21	Red Hook-On-Bins®, 4 x 5 x 3"	24	5	1.90
HPB30210-52	Blue Hook-On-Bins®, 4 x 5 x 3"	24	5	1.90
HPB30210-17	Yellow Hook-On-Bins®, 4 x 5 x 3"	24	5	1.90



Hook-On-Bins® and Hook-On-Trays sold separately

Steel surcharges may apply.

A-FRAME TRUCKS & REEL STORAGE



All-Welded Pegboard A-Frame Trucks

- 1200 lbs. capacity.

Double-sided 16 ga. pegboard, Pegboard extends 48" high above the base. Rolls on 5" polyurethane casters, 2 swivel and 2 rigid. All welded construction for long lasting durability. Durable powder coat finish. FOB Shipping Point.



HAFPB-2448-5PY
(Bins and tools not included)

ALL-WELDED PEGBOARD A-FRAME TRUCKS			
Product No.	Size W x L	Wt. (lbs.)	Price Ea.
HAFPB-2436-5PY	24 x 36"	159	\$633.03
HAFPB-2448-5PY	24 x 48"	192	701.84
HAFPB-2460-5PY	24 x 60"	210	761.31

All-Welded Mobile Pegboard with Back Shelf Storage

- 2,000 lbs. overall capacity.

Combine the great features of our 48" high A-Frame Pegboard with 4 storage shelves on the back side to store larger parts or tools. Pegboard is 16 gauge steel with 1/2" diameter holes. 2 rigid and 2 swivel casters with 6" polyurethane wheels mean smooth transport through your facility. A floor lock is mounted on the swivel caster end to securely position the unit. 60" overall height. FOB Shipping Point.



ALL-WELDED MOBILE PEGBOARD WITH BACK SHELF STORAGE			
Product No	Size W x L	Wt. (lbs.)	Price Ea.
HAFPBS2436-6PYFL	24 x 36"	186	\$834.60
HAFPBS2448-6PYFL	24 x 48"	224	916.91
HAFPBS2460-6PYFL	24 x 60"	262	1,000.39

All-Welded Wire Reel Cart

- Ideal for transporting your materials.

Mobile Wire Reel Cart is ideal for transporting your spools of wire and other materials from job to job. Four 16" wide rods with 7 available positions hold multiple wire reel configurations. Solid bottom shelf allows additional storage. Rolls smoothly on 5" non-marking polyurethane wheels. 2 rigid and 2 swivel casters with total lock brakes secure the unit in place and keep it from "walking" while in use. Available with an open back or 16 gauge louvered panel back. FOB Shipping Point.



HRT4-5TL-LP



HRT4-5TL

ALL-WELDED WIRE REEL CART			
Product No.	Description	Wt. (lbs)	Price Ea.
HRT4-5TL	Open Back	56	\$382.39
HRT4-5TL-LP	Louvered Panel Back	65	470.15



All-Welded Wire Reel Caddy

- Durable powder coated Gray finish.

All-welded Wire Reel Caddy has four 16" wide rods for holding multiple wire reel configurations. Top 3 rods are 7" on-center. Wheels are off the ground while standing so it does not "walk" while pulling wire. Full width handle. Convenient tool tray for storage and transport of hand-tools. Heavy-duty angle iron frame. Wheels are 8" x 2 1/2" solid rubber with ball bearings. Ships via UPS. FOB Shipping Point.

ALL-WELDED WIRE REEL CADDY			
Product No	Overall Size W x D x H	Wt. (lbs.)	Price Ea.
HRT4-8S	8 1/2 x 18 1/2 x 45 1/2"	54	\$323.28

All-Welded Heavy-Duty Reel Caddy

- Three wire guides for dispensing.
- 150 lbs. capacity per spindle.

Three (3) heavy-duty steel spindles are 1" diameter bar stock secured with set screws, and will accept reels up to 12" diameter and 21" wide. For larger diameter spools, simply remove 1 or more of the spindles. Large 12" diameter pneumatic wheels have roller bearings for transporting over rough surfaces. Save space, use and store vertically or horizontally. Convenient top tray measures 10" x 24". Welded unit has a powder-coated finish and ships set up and ready for immediate use. FOB Shipping Point.



Shown Tilted

ALL-WELDED HEAVY-DUTY REEL CADDY			
Product No	Overall Size W x D x H	Wt. (lbs.)	Price Ea.
HRT3-12P	36 x 31 x 48"	90	\$494.33

All-Welded Wire Reel Rack

- Removable wire guides.

Sturdy, welded steel reel storage rack features 3 levels. The two upper levels each have three 3/8" dia. spindles, and the lower level includes a single 1" diameter spindle. Each spindle has 33" of useable width. 150 lbs. capacity per spindle. Welded construction means no assembly. Footpads have lag holes to secure to floor. Powder coated finish. FOB Shipping Point.



ALL-WELDED WIRE REEL RACK			
Product No	Overall Size W x D x H	Wt. (lbs.)	Price Ea.
HRR-3036	36 x 30 x 72"	178	\$807.76

TRUCKS & MOBILE STORAGE BINS



All-Welded Mobile Storage Bins

- Heavy-duty all-welded steel construction for rugged durability.

Four swivel casters with hard tread phenolic wheels for ease of movement. Mobile units allow you to bring the parts to the workspace and be repositioned with changing requirements. Overall size is 32"W x 20"D. x 45 1/2"H. 800 lbs. capacity per tier. 2400 lbs. overall capacity. FOB Shipping Point.



HMS2-1532-6PH



HMS4-1532-6PH

Product No.	ALL-WELDED MOBILE STORAGE BINS			Wt. (lbs)	Price Ea.
	Total Openings	Openings Per Level	Opening Size W x D x H		
HMS1-1532-6PH	3	1	32 x 15 x 12 1/2"	210	\$718.73
HMS2-1532-6PH	6	2	16 x 15 x 12 1/2"	217	736.72
HMS3-1532-6PH	9	3	10 1/2 x 15 x 12 1/2"	235	783.10
HMS4-1532-6PH	12	4	8 x 15 x 12 1/2"	252	829.49

Adjust-A-Tray Truck

- 2000 lbs. capacity.

Slotted uprights accept your choice of optional hook-on trays, shelves, or pegboard panels. Rolls smoothly on 6 x 2" phenolic casters, 2 swivel and 2 rigid. Available single or double sided. Optional accessories include Trays, Shelves and Pegboard Panels. Order truck and accessories separately. FOB Shipping Point.



HAFS-3640-6PH
Double Sided Truck with
Pegboard, Tray & Shelves.
(Bins and tools not included)

ADJUST-A-TRAY A-FRAME TRUCKS (TRAYS NOT INCLUDED)				
Product No.	A-Frame	Size W x D x H	Wt. (lbs.)	Price Ea.
HAFS-2440-6PH	Single Sided	40 x 24 x 67"	102	\$396.72
HAFS-3640-6PH	Double Sided	40 x 36 x 67"	122	487.16

Hook-On Accessories for Adjust-A-Tray Truck

Trays: 6" high on 3 sides with drop-handles. Front side available with 1" lip, or flush edge.

Shelf: Flush edge on 3 sides with lip at back.

Pegboard Panel: 16 ga. Steel with holes on 1" centers.

FOB Shipping Point.



HAF-SHELF-15-LU

Product No.	Description	HOOK-ON ACCESSORIES		Wt. (lbs.)	Price Ea.
		Size W x D x H	Max Per Frame Side		
HAF-SHELF-15	Tray-Open Front	36 x 15 x 6"	5	33	\$151.52
HAF-SHELF-15-LU	Tray-1" Lip Front	36 x 15 x 6"	5	33	151.52
HAF-SHELF-FLUSH	Shelf	36 x 15 x 1"	16	20	112.88
HAF-PB	Pegboard Panel	36 x 1 x 24"	2	17	89.07

All-Welded Heavy-Duty Mobile Work Center

- 1200 lbs. capacity.

From mobile work stand to tool and small parts storage and everything in between, this fully customizable multi-purpose stand can be adjusted to fit your shops ever growing needs. The 60" high uprights feature adjustable slots on 2" centers. All accessories and shelves are purchased separately. FOB Shipping Point.


Available in a single sided or double sided unit.

Double Sided Unit

This double-sided unit features a full bottom shelf measuring 24" x 36".

Single Sided Unit

This single-sided unit features an open base design allowing you to either step in to the unit for easy access to all your parts or tools, or pull up a stool to use as a workstation.



HIF-2436-5PYTL



HIF1S-2436-5PYTL

HIF-2436-5PYTL					HIF1S-2436-5PYTL				
ALL-WELDED HEAVY-DUTY MOBILE WORK CENTER									
Product No.	Frame Only	Size		Wt. (lbs)	Price Ea.				
		D x W x H							
HIF-2436-5PYTL	Double Sided Frame	24 x 36 x 66 1/2"		85	\$565.97				
HIF1S-2436-5PYTL	Singled Sided Frame	24 x 39 x 66 1/2"		50	329.55				



Images Shown with Available Accessories - All purchased Separately

AVAILABLE ACCESSORIES - ALL PURCHASED SEPARATELY

Shelf - Flush: Lip down on all 4 sides 11 x 33 3/4".

Shelf 1 1/2" Lips: Retaining lips on all 4 sides 11 x 33 3/4".

Pegboard Panel: 24" high 16 gauge formed steel panel with holes on 1" centers.

Louvered Panel: 24" high 16 gauge formed steel panel.

Bin Rack: 16 gauge louvered panel. Single row 6" high.

HEAVY-DUTY MOBILE WORK CENTER ACCESSORIES				
Product No.	Description	Size D x W	Wt. (lbs)	Price Ea.
HIF-SHELF-36	Flush Shelf	11 x 34"	24	\$108.12
HIF-SHELF-LU-36	Lipped Shelf	11 x 34"	24	108.12
HIF-PB-36	Pegboard Panel	24 x 34"	20	100.40
HIF-LP-36	Louvered Panel	24 x 34"	20	100.40
HIF-BR-36	Bin Rail	6 x 34"	7	41.37

All-Welded Bin Cart

- 1200 lbs. capacity.

Dual sided center welded louvered panels allow you to securely hang your bins in any combination you wish. Heavy-Duty 12 gauge steel shelves have 1 1/2" retaining lips for small parts. 2 rigid and 2 swivel, 5" non-marking polyurethane wheels with total lock brakes. Powder coated gray finish. Bins not included. FOB Shipping Point.



Bins Not Included

Product No.	ALL-WELDED BIN CART			Wt. (lbs.)	Price Ea.
	Size				
HBC-2436-TL	24 x 36"			71	\$609.16

STORAGE CONTAINERS

Seamless Plastic Pallet Containers

- Gray in color -- optional colors available for minimum quantities. Call for details.
- FOB Shipping Point.




A) HTEX-24



B) HHON-40




C) HSKA-1 & HSKA-2




D) HDP-28



E) HGG-24, HGG-36, HGG-48 & HKC-60



F) HAT-7040



G) HDWP-11 & HDWP-18

Stacking Pallet Containers

Containers are designed to stack with or without optional lids.

Nesting Pallet Containers

Containers nest inside one-another, or stack with use of optional lids.



H) HSNP-24, HSNP-36, HSNP-44



I) HKP-50



J) HSNP-5042



K) HIND-1



L) HKC-52

Unique-style Pallet Containers

Containers have unique features or sizes as noted below.



M) HAB-65



N) HDSC-1



O) HMBF-1, HMBF-2



P) HMG-26



Q) HLP-28




R) HWG-59

SEAMLESS PLASTIC PALLET CONTAINERS

CONTAINERS							LIDS				
Ltr. No.	Product No.	Overall Size L x W x H	I.D. Bottom L x W x H	Fork Entry	Cap. (lbs.)	Features	Wt. (lbs.)	Price Ea.	Product No.	Wt. (lbs.)	Price Ea.
A	HTEX-24	32 x 24 x 18"	29 x 21 x 14"	2-way	600	Stack-only container	25	\$143.00	HTEX-LID	6	\$44.00
B	HHON-40	40 x 28 x 18"	35 x 23 x 12"	4-way	600	Stack-only container	30	173.00	N/A	-	-
C	HSKA-1	40 x 39 x 20"	35 x 35 x 15"	2-way	600	Stack-only container, stacks with HSKA-2	35	264.00	HSKA-LID	12	87.00
C	HSKA-2	40 x 40 x 30"	36 x 36 x 24"	2-way	1000	Stack-only container, stacks with HSKA-1	59	294.00	HSKA-LID	12	87.00
D	HDP-28	48 x 36 x 28"	44½ x 32 x 24"	4-way	1000	Stack-only container	60	301.00	N/A	-	-
E	HGG-24	47 x 42 x 24"	43 x 38 x 20"	4-way	800	Dump with rotating forklift, stacks with other HGG's	64	301.00	HGG-LID	15	88.00
E	HGG-36	47 x 42 x 36"	43 x 38 x 32"	4-way	1000	Dump with rotating forklift, stacks with other HGG's	80	347.00	HGG-LID	15	88.00
E	HGG-48	47 x 42 x 48"	43 x 38 x 44"	4-way	1200	Dump with rotating forklift, stacks with other HGG's	94	385.00	HGG-LID	15	88.00
E	HKC-60	63 x 50 x 49"	59 x 47 x 45"	4-way	1500	Large capacity with fork tubes, DOESN'T stack	200	831.00	N/A	-	-
F	HAT-7040	73 x 43 x 42"	70 x 40 x 36"	4-way	1500	Stack-only container, dust cover lid not for stacking	195	792.00	HAT-LID	45	176.00
G	HDWP-11	45 x 45 x 11"	42 x 42 x 6"	2-way	600	Flat bottom container stacks with or without lid	50	154.00	HDWP-LID	15	83.00
G	HDWP-18	53 x 53 x 18"	49 x 49 x 9"	2-way	1000	Flat bottom container stacks, double-wall	75	330.00	N/A	-	-
H	HSNP-24	43 x 43 x 24"	40 x 40 x 20"	2-way	600	Nestable, stacks on lid, nests/stacks with other HSNP's	64	301.00	HSNP-LID	20	95.00
H	HSNP-33	43 x 43 x 33"	40 x 40 x 29"	2-way	1000	Nestable, stacks on lid, nests/stacks with other HSNP's	75	319.00	HSNP-LID	20	95.00
H	HSNP-44	43 x 43 x 44"	40 x 40 x 40"	2-way	1200	Nestable, stacks on lid, nests/stacks with other HSNP's	93	380.00	HSNP-LID	20	95.00
I	HKP-50	50 x 40 x 33"	44 x 35 x 29"	2-way	1000	Nestable, stacks on lid. Great for food use.	80	352.00	HKP-LID	30	102.00
J	HSNP-5042	50 x 42 x 33"	43 x 35 x 28"	2-way	1000	Nestable, includes lid for stacking	116	406.00	Included	-	Included
K	HIND-1	52 x 42 x 42"	44 x 34 x 38"	4-way	1200	Nestable, will stack on lid	84	363.00	HIND-LID	23	104.00
L	HKC-52	57 x 41 x 53"	50 x 35 x 48"	4-way	1500	Nestable, dump with rotating forklift	140	627.00	N/A	-	-
M	HAB-65	75 x 45 x 65"	65 x 35 x 60"	4-way	1500	Nestable, very tall unit with great volume capacity	217	831.00	N/A	-	-
N	HDSC-1	28 x 21 x 20"	22½ x 15½ x 18"	2-way	400	Notched on two ends for easy entry	20	121.00	N/A	-	-
O	HMBF-1	28 x 20 x 18"	24 x 16 x 14"	2-way	300	Notched on one side for easy entry	20	121.00	N/A	-	-
O	HMBF-2	41 x 37 x 32"	35 x 30 x 28"	2-way	1000	Notched on one side for easy entry	70	325.00	N/A	-	-
P	HMG-26	43 x 43 x 26"	41 x 41 x 20"	4-way	600	Straight-walled container includes lid for stacking	83	347.00	Included	-	Included
Q	HLP-28	39 x 27 x 28"	36 x 24 x 25"	2-way	600	Narrow profile with optional lid & dolly	40	242.00	HLP-LID	14	76.00
R	HWG-59	48 x 41 x 59"	44 x 37 x 52"	4-way	1500	Tall profile with ribbing at bottom	160	682.00	N/A	-	-

HEAVY DUTY HOPPERS & TRUCKS



Bayhead
Products Corp.

Self-Dumping Hoppers

- Lighter, Quieter and Easier to Handle Than Steel Hoppers!
- Molded Polyethylene Bodies are Supported by an All-Welded Steel Framework.

Hopper units dump 45° below horizontal using the pull handle. Available in the colors shown for Tilt Trucks. Tilt Truck lids also fit these light, easy-to-use self-dumping hoppers. Optional caster assemblies also available – request model # with casters when ordering. FOB Shipping Point.

SELF-DUMPING HOPPERS			
Product No.	Dimensions* L x W x H	Wt. (lbs)	Price** Ea.
HSD-5/8	59 x 26 x 42"	175	\$1,350.00
HSD-1.1	71 x 31.5 x 46"	210	1,610.00
HSD-1.7	80 x 40 x 55"	300	2,281.00
HSD-2.2	80 x 51 x 55"	331	2,493.00

* Caster assembly increases overall height by 7.5"

** Add \$424.00 to prices above for caster assembly.

Nestable Tilt Trucks

- All-welded Steel Frame.
- Lightweight and Economical.

Larger capacity and molded body make these trucks lightweight and economical. Molded wheelwells with inboard, high-quality wheels allow multiple units to nest for freight savings. Protects walls and doorways from impact damage. Optional hinged lids available for all 6 sizes. Available in Gray, Blue, White, Red, Green, Yellow, Black or Orange body colors -- please specify. 3.0 cu. yd. models in Gray only. FOB Shipping Point.

NESTABLE TILT TRUCKS					
Product No.	Cap. Wt. (lbs)	Body Size L x W x H	Overall Ht.	Wt. (lbs)	Price Ea.
H1/3 CU-L	275	48 x 26 x 26"	30"	53	\$261.00
H1/3 CU-HD	1200	48 x 26 x 26"	31"	104	599.00
H5/8 CU-L	600	55.5 x 26.5 x 32"	36"	70	436.00
H5/8 CU-S	1000	55.5 x 26.5 x 32"	37.5"	89	605.00
H5/8 CU-HD	1500	55.5 x 26.5 x 32"	37.5"	117	714.00
H1.1 CU-L	900	69 x 31.5 x 34"	39.5"	99	569.00
H1.1 CU-S	1400	69 x 31.5 x 34"	39.5"	126	799.00
H1.1 CU-HD	2100	69 x 31.5 x 34"	41.5"	167	993.00
H1.7 UT	1000	74 x 40 x 45.5"	50.5"	165	884.00
H1.7 CU-S	1700	74 x 40 x 45.5"	53.5"	207	1,198.00
H1.7 CU-HD	2200	74 x 40 x 45.5"	53.5"	263	1,301.00
H2.2 UT	1200	74 x 51 x 45.5"	52.25"	193	1,065.00
H2.2 CU-S	2000	74 x 51 x 45.5"	53.5"	240	1,344.00
H2.2 CU-HD	2500	74 x 51 x 45.5"	53.5"	296	1,471.00
H3.0 CU-S	2500	81 x 56 x 48"	56"	298	1,670.00
H3.0 CU-HD	2800	81 x 56 x 48"	56"	350	1,749.00

LIDS			
Product No.	For	Size W x D	Price Ea.
H1/3-LID	H1/3 series	49 x 27"	\$116.00
H3.0-LID	H3.0 series	82 x 57"	259.00



HINGED LIDS FOR TILT TRUCKS & SELF-DUMPING HOPPERS			
Product No.	Description	Wt. (lbs)	Price Ea.
H5/8 LID	Fits 5/8 Models Truck & Hopper	13	\$121.00
H1.1 LID	Fits 1.1 Models Truck & Hopper	21	143.00
H1.7 LID	Fits 1.7 Models Truck & Hopper	30	176.00
H2.2 LID	Fits 2.2 Models Truck & Hopper	32	198.00

Industrial Poly-Box Trucks

- Long-Lasting, Lighter-Than-Steel Bodies.
- Vertical Ribbing Provides Extra Rigidity.

Heavy-duty body is mounted on an all-welded steel dolly, with four corner-mounted, easy-rolling casters. Vertical ribbing provides extra rigidity to the molded polyethylene body. These Poly-Box Trucks offer maximum durability and longevity at an affordable price. Standard gray color – other colors available upon request. FOB Shipping Point.

POLY-BOX TRUCKS						COVERS			
Product No.	Cap. BU	Dimensions* L x W x H	I.D. Bottom L x W x H	Caster Size	Wt. (lbs)	Price Ea.	Product No.	Wt. (lbs)	Price Ea.
HUT-4	4	33 x 21 x 20"	24¾ x 15 x 15½"	3"	24	\$187.00	HPBL-4	6	\$49.00
HUT-6	6	32 x 23 x 24"	23½ x 16 x 20"	3"	25	198.00	HPBL-6	6	50.00
HUT-7	7	37 x 24½ x 24"	28½ x 17½ x 19½"	3"	28	209.00	HPBL-7	7	52.00
HUT-8	8	36 x 24 x 27"	28½ x 17 x 23"	3"	35	231.00	HPBL-8	9	61.00
HUT-9	9	41½ x 29½ x 23"	33 x 21 x 19"	3"	42	237.00	N/A	-	-
HUT-10	10	38 x 29 x 31"	28 x 19½ x 24½"	5"	41	242.00	HPBL-10	11	71.00
HUT-11	11	55 x 23 x 31"	48 x 15½ x 24"	5"	60	259.00	N/A	-	-
HUT-12	12	38 x 28 x 34"	30 x 20½ x 27½"	5"	45	253.00	HPBL-12	11	72.00
HUT-14	14	44 x 32 x 35"	35½ x 23½ x 28½"	5"	53	270.00	HPBL-14	15	77.00
HUT-15	15	58½ x 29 x 32"	48½ x 19 x 25½"	5"	61	308.00	N/A	-	-
HUT-16	16	45 x 31 x 36"	36 x 23 x 29½"	5"	57	275.00	HPBL-16	15	82.00
HUT-17	17	46 x 24½ x 43"	40 x 19½ x 36"	5"	62	347.00	N/A	-	-
HUT-18	18	46 x 34 x 37"	38 x 25½ x 31"	5"	63	297.00	HPBL-18	17	87.00
HUT-20	20	46 x 34 x 39"	37 x 25 x 32½"	5"	68	325.00	HPBL-20	20	93.00
HUT-22	22	62 x 32 x 33"	54 x 25½ x 28"	5"	90	473.00	N/A	-	-
HUT-25	25	63 x 35½ x 40"	53 x 24 x 33½"	5"	95	490.00	N/A	-	-
HUT-30**	30	71 x 43 x 42"	58 x 31 x 34"	5"	145	638.00	N/A	-	-
HUT-40	40	71 x 48 x 37"	58 x 36 x 30"	5"	145	638.00	N/A	-	-
HUT-45**	45	70 x 55 x 49"	56 x 41½ x 42"	5"	160	715.00	N/A	-	-
HUT-50	50	84 x 50 x 37"	76 x 42 x 30"	5"	180	743.00	N/A	-	-

*Dimensions include casters: For 3" casters - subtract 4" for body depth. For 5" casters - subtract 6.5" for body depth.

**Features molded notch for easy access.



Steel surcharge may apply to carts & trucks.

PLASTIC CONTAINERS & CARTS




Bayhead
Products Corp.

Heavy-Duty Molded Plastic Containers

Boxes with lids

- Boxes available in unique & hard-to-find sizes.
 - Rotationally molded for superior durability - Gray color standard.
 - Optional colors available in minimum non-returnable quantities of 10 each. Call for details.
- FOB Shipping Point.




A) HBC-3616-L, HBC-4721-L




E) BS-series containers

B) HKW- series containers



C) HWLG-57



D) HGY-ST, HVT-20

Stacking Boxes/Nesting Boxes



F) HHT-3, HHT-6



G) HJB-19



I) HTF-14 (shown with standard milk crate)



H) HDC-series containers



J) HJCP-1



K) HPTI-2

Stack & Nest Boxes



L) HDJ-1



M) HGB-1



N) HPES-22


O) HFM-2

P) HFM-1 (Lid available)

HEAVY-DUTY MOLDED PLASTIC CONTAINERS					
Ltr. No.	Product No.	Overall Size L x W x H	I.D. Bottom L x W x H	Description	Wt. (lbs.) Price Ea.
A	HBC-3616-L	38½ x 18 x 9"	36 x 15½ x 8½"	Nests, includes lid for stacking	15 \$80.00
A	HBC-4721-L	48 x 23 x 13"	45 x 19½ x 13"	Nests, includes lid for stacking	29 107.00
B	HKW-1-L	54 x 11½ x 8"	51¼ x 8 x 7¾"	Nests, includes lid for stacking	14 69.00
B	HKW-2-L	64 x 12 x 8"	61 x 8 x 7¾"	Nests, includes lid for stacking	18 91.00
B	HKW-3-L	42 x 15 x 8"	39 x 11½ x 7¾"	Nests, includes lid for stacking	10 57.00
B	HKW-4-L	57 x 18 x 8"	53½ x 14 x 7¾"	Nests, includes lid for stacking	18 91.00
B	HKW-5-L	64½ x 10 x 4½"	62 x 7¾ x 4¼"	Straight-walled, includes lid for stacking	12 63.00
B	HKW-6-L	53 x 15 x 8"	49 x 11¼ x 7¾"	Nests, includes lid for stacking	15 80.00
B	HKW-9-L	93 x 13 x 12"	90 x 10 x 11¾"	Extremely long, includes lid for stacking	33 154.00
C	HWLG-57	57 x 22 x 7"	54½ x 19½ x 6¾"	Nests, includes lid for stacking	24 99.00
D	HGY-ST	28 x 22 x 16"	25½ x 19½ x 15¾"	Straight-walled, includes lid for stacking	14 70.00
D	HVT-20	32 x 23 x 20"	30 x 21 x 19¾"	Straight-walled, includes lid for stacking	24 80.00
E	HBS-36	36 x 6 x 4½"	35½ x 5½ x 4¼"	Straight-walled, includes lid for stacking	5 47.00
E	HBS-48	48 x 5 x 3½"	47½ x 4½ x 3¼"	Straight-walled, includes lid for stacking	6 52.00
E	HBS-61	61 x 5 x 3¾"	60½ x 4¼ x 3¾"	Straight-walled, includes lid for stacking	7 55.00
E	HBS-74	74 x 5 x 4½"	73¼ x 4¼ x 4¼"	Straight-walled, includes lid for stacking	8 63.00
E	HBS-103	103 x 5½ x 4½"	102½ x 5 x 4¼"	Straight-walled, includes lid for stacking	14 121.00
F	HHT-3	11½ x 10 x 4"	9¾ x 8¼ x 3¾"	Stacks with HHT-6	0.5 20.00
F	HHT-6	11½ x 10 x 7"	9¾ x 8¼ x 6¾"	Stacks with HHT-3	2.5 22.00
G	HJB-19	20 x 20 x 4½"	18½ x 18½ x 4¼"	Stacking box with return rim	3.5 31.00
H	HDC-1	25 x 18 x 6"	24 x 17 x 5¾"	Stacking box with rolled rim	6 31.00
H	HDC-2	30 x 24 x 8"	28 x 22 x 7¾"	Stacking box with rolled rim	9 39.00
H	HDC-3	25 x 22 x 13"	22¼ x 19¼ x 12¾"	Stacking box with rolled rim	9 41.00
I	HTF-14	14 x 14 x 14"	12¼ x 12¼ x 13¾"	Designed to stack with milk crates	5 31.00
J	HJCP-1	26 x 22 x 17"	24¾ x 20¾ x 16¾"	Nesting, no rim, with handholes	11 41.00
K	HPTI-2	23 x 15 x 12"	19½ x 11½ x 12"	Nesting with return rim	4 25.00
L	HDJ-1	21½ x 16 x 6½"	19 x 13½ x 6¼"	Stack and nest tote	3.5 35.00
M	HGB-1	20½ x 10 x 8"	16 x 7½ x 7¾"	Stack and nest tote	5 35.00
N	HPES-22	22 x 16½ x 13"	18 x 12½ x 12½"	Stack and nest tote	7 35.00
O	HFM-2	28½ x 24 x 8"	24½ x 21 x 8"	Stack and nest tote	10 50.00
P	HFM-1	24 x 16½ x 8"	20½ x 13 x 7¾"	Stack and nest tote, optional lid available	7 39.00

Plastic Trays

- Most trays are flat with straight side-walls.
 - Gray color standard.
 - Optional colors available for minimum non-returnable quantities.
- FOB Shipping Point.



PLASTIC TRAYS			
Product No.	Overall Size L x W x H	Wt. (lbs.)	Price Ea.
HUSM-1	15 x 10½ x 1"	0.5	\$14.00
HNHBB-2	19½ x 15 x 2½"	3	25.00
HT-2417	23½ x 17 x 2½"	3	26.00
HLJM-21*	23 x 23 x 2"	5	31.00
HFM1-L	25 x 17 x 2"	3	26.00
HLG-1	29½ x 29½ x 2"	7	35.00
HBC-36	39 x 18½ x 1½"	5	39.00
HPBL-6	33 x 24½ x 1½"	6	44.00
HTT-2437	37 x 24 x 4"	8	48.00
HPBL-7	38½ x 25½ x 2½"	7	48.00
HPBL-9	43 x 30½ x 2½"	10	61.00
HBC-47	49¼ x 23½ x 1½"	9	50.00
HPBT-20	46¾ x 35½ x 2"	11	72.00
HMD-7424	74½ x 24 x 4"	15	94.00

*21 x 21" Inside Dimension Size.

Chip Cart & Rolling Cases

- Chip cart designed to catch chips under machinery.
- Molded Gray plastic bodies are mounted on steel frames for long-duty use.
- Rolling cases include lids. FOB Shipping Point.


CHIP CART & ROLLING CASES					
Product No.	O.D. Top	I.D. Bottom	Cu. Ft. Cap.	Wt. (lbs.)	Price Ea.
HCC-10	46 x 28 x 24"	41 x 25 x 18"	8	85	\$594.00
HSJ-1-C	48 x 32 x 37"	43½ x 27½ x 23"	19	80	402.00
HHC-1-C	30 x 30 x 37"	29 x 29 x 30"	13.5	57	325.00
HHC-2-C	41 x 21½ x 28"	40 x 21 x 21"	10	64	330.00
HGL-40	29 x 30 x 47"	25 x 25 x 40"	12	60	380.00



HCC-10 Chip Cart



HHC-2-C



HSJ-1-C



HGL-40

Steel surcharge may apply to carts & trucks.

UTILITY CARTS & STEPS



H7001-13-2624



Shown with optional HSEC-K

DPI Poly Bulk Carts/Security

- Heavy-Duty polyethylene body.
- Recommended for all types of industry use.

Galvanized steel base frame. Quality casters, 2 rigid, 2 swivel. Standard color is Blue. Other colors available at an additional cost -- call for more information. Optional (HSEC-K) Lockable, Security Door and Top. FOB Shipping Point.

Product No.	Cap. (Bu.)	Cap. (lbs.)	POLY BULK CARTS	Caster Size	Wt. (lbs.)	Price Ea.
			Size L x W x H			
H7001-13-2624	48	800	48 x 28 x 66½"	6"	150	\$787.00
H7030-13-2624	62	1000	60 x 30 x 70"	6"	165	696.00
HSEC-K Lockable Security Door and Top, Wt. 28 (lbs.) Price Ea. \$325.00						

DPI Economical Utility Carts

- Heavy-Duty polyethylene body.

Steel base frame. Quality casters, standard 4" and 5" (2) rigid (2) swivel. Standard color is Blue. Other colors available at an additional cost -- call for more information. Optional heavy-duty plastic Hanging Spring Platform reduces back strain. FOB Shipping Point.

Product No.	Cap. (Bu.)	ECONOMICAL UTILITY CARTS		Caster Size	Wt. (lbs.)	Price Ea.
		Cap. (lbs.)	Size L x W x H			
H7012-13-24-22	12	550	39½ x 28 x 34½"	4"	48	\$264.00
H7014-13-2433	14	600	43 x 31½ x 31½"	4"	52	310.00
H7016TS-13-2533	16	600	43 x 32 x 36"	5"	60	321.00
H7020-13-2533	20	650	51 x 35 x 35"	5"	72	360.00



H7012-13-24-22



H7020-13-2533

DPI Recycle Carts

- Heavy-Duty polyethylene body.

Inverted lip, great for route trucks and additional strength. Steel base frame. 5" and 6" casters (2) rigid, (2) swivel. Standard color is Blue. Other colors available at an additional cost -- call for more information. FOB Shipping Point.

Product No.	Cap. (Bu.)	RECYCLE CARTS		Caster Size	Wt. (lbs.)	Price Ea.
		Cap. (lbs.)	Size L x W x H			
H7016R-13-2533	16	700	43½ x 28 x 38½"	5"	65	\$321.00
H7020RC-13-2624	20	800	50½ x 31 x 36½"	6"	85	328.00



H7016R-13-2533




H7020RC-13-2624

Plastic Steps & Stairs

- Steps have a 500 lb. capacity.
- Features anti-slip surfaces and anti-skid rubber feet.

DPI's industrial strength polyethylene steps are available in a range of sizes in both standard and nestable models. No rust or bent legs that are common with metal step stools. Standard 2, 3 & 4 step models feature inside storage in the back of the unit for added functionality. The HNST-1 and HNBST-1 are a dual use step stand - they can be turned upside down and used as a tote box. HST454 comes complete with hand rails (KD) and the top step is 38" high with the hand rail height of 71". Other steps have optional hand rails available -- call for prices. FOB Shipping Point.

Product No.	STANDARD STEPS		Wt. (lbs.)	Price Ea.
	Size	No. of Steps		
HST18	19½ x 13½ x 11½"H.	1	7	\$73.00
HST217	24½ x 18 x 19½"H.	2	17	121.00
HST327	33½ x 22½ x 29½"H.	3	27	177.00
HST454	43 x 22 x 71"H.	4	80	432.00
Product No.	NESTABLE STEPS		Wt. (lbs.)	Price Ea.
	Size	No. of Steps		
HNST-1	25 x 25 x 10"H.	1	9	96.00
HNBST-1	25 x 25 x 14"H.	1	11	106.00
HNST-2	32½ x 25½ x 20½"H.	2	19	148.00
HNTST-2	33 x 25½ x 24"H.	2	19	155.00
HNST-3	42 x 25½ x 29"H.	3	28	258.00



Steel surcharge may apply.

POLY TRUCKS & TUBS



A complete line of modular, nesting and stacking tote boxes available -- call for a quote.

Surcharges may apply.

Poly Skid Boxes

- Move or stack heavy-duty loads with ease.
- Features positive interlocking raised legs for ease of stacking, forklift entry and moving boxes in stacks or one at a time.



Unique double-wall flange and interlocking legs

provide the most positive stacking feature available...one-piece molded polyethylene construction provides long life, durability and maximum protection for stored contents. FOB Shipping Point.

Product No.	Cap. Cu. Ft.	Size (O.D.) L x W x H	Wt. (lbs.)	Price Ea.
H51-2141	15	48 x 48 x 17.5"	55	\$407.00
H51-2142	20	48 x 48 x 22"	60	435.00
H51-2143	25	48 x 48 x 26"	65	464.00
H51-2144	32	48 x 48 x 32"	75	521.00
H51-2165	5	36 x 20 x 17.5"	25	235.00
H51-2167	7	36 x 20 x 23.5"	30	293.00
H51-2168	25	40 x 37 x 38"	55	407.00
H51-2175	16	62 x 31 x 21"	55	420.00
H51-2177	33	62 x 62 x 21"	100	607.00
H51-2180	10	44 x 24.5 x 17.5"	35	293.00
H51-2110*	5.75	37.75 x 26 x 16.5"	50	321.00
H51-2120*	8	37.75 x 26 x 22"	60	378.00
H51-2126*	31	54 x 44 x 31"	110	888.00
H51-2118*	22	44 x 44 x 31.5"	90	1,030.00

*Complete Double-Wall Construction

Tilt Trucks

- Heavy duty, durable one-piece molded tilt truck.
- Specially designed for fast, efficient and safe collecting and handling of bulk materials and refuse.



Large wheels allow for easy, one-person handling to waste containment areas... slanted front makes dumping of solid wastes quick and safe. Available in Utility, Standard and Heavy Duty models with sizes ranging from 1/2 cubic yard to 2 cubic yard. Split-top lids available for most sizes. Standard color is Gray; six optional colors -- Black, Red, Green, Yellow, Blue, or White - please specify. FOB Shipping Point.

Product No.	Cap. Cu. Yd.	CONTAINER Size O.D. L x W x H	Wt. (lbs.)	Price Ea.	LIDS Product No.	Price Ea.
H52-1001	1/2	52 x 26 x 36"	65	\$632.00	H52-0111	\$318.00
H52-1003	1/2	52 x 26 x 36"	95	970.00	H52-0111	318.00
H52-1005	1/2	52 x 26 x 36"	100	1,116.00	H52-0111	318.00
H52-2001	1	66.5 x 31 x 42"	100	853.00	H52-0211	406.00
H52-2003	1	66.5 x 31 x 42"	125	1,217.00	H52-0211	406.00
H52-2005	1	66.5 x 31 x 42"	130	1,671.00	H52-0211	406.00
H52-2503	1 1/2	80.5 x 43 x 49"	155	1,708.00	H52-0251	471.00
H52-2505	1 1/2	80.5 x 43 x 49"	165	2,208.00	H52-0251	471.00
H52-3003	2	83 x 47 x 50.5"	225	1,796.00	-	-
H52-3005	2	83 x 47 x 50.5"	250	2,337.00	-	-

Pallettubs

- Ideal for in-plant or over-the-road transport of a variety of products.
- Most sizes are designed to optimize trailer cubes.
- Standard color is Blue. FOB Shipping Point.

A)Style...features single wall construction with rolled out rim. 4-way forklift entry.
B)Style...features single wall construction with rolled out rim and vertical ribs for extra rigidity. 2-way forklift entry.
C)Style...full double wall construction with smooth interior for easy cleaning-- bacteria can't build-up. Designed for extra sanitary use. Bottoms are flat. Tapered side walls. Nests without lid. 4-way forklift entry.
D)Style...double wall rim with square tubing around the rim for extra rigidity. Thin wall design for lightweight use. 50% nestable-- non-locking nesting. Footprints on lid for positive stacking. 4-way forklift entry.

Ltr. No.	Product No.	Cap. Cu. Ft.	Top Size (O.D.) L x W x H	Bottom Size (I.D.) L x W x H	Fork Entry	Wt. (lbs.)	Price Ea.	Product No.	LID Wt. (lbs.)	Price Ea.
A	H51-2026	10	37 x 25 x 28"	31 x 20 x 28"	4 Way	35	\$321.00	H51-2026L	10	\$174.00
A	H51-2030	24	52 x 42 x 30"	43 x 33 x 30"	4 Way	80	521.00	H51-2030L	17	176.00
A	H51-2036	28	46.5 x 44 x 30"	41 x 38 x 35"	4 Way	80	489.00	H51-2036L	16	198.00
B	H51-2037	30	45 x 45 x 37"	41 x 41 x 39"	2 Way	85	764.00	H51-2037L	15	254.00
C	H51-2040*	32.5	48 x 44 x 39.5"	37 x 33 x 39.5"	4 Way	115	802.00	H51-2040L	32	259.00
D	H51-0807	16	41 x 28 x 30"	36 x 23 x 25"	4 Way	40	321.00	H51-0807L	10	201.00

*Double Wall Construction. Note: Lids available with container purchase only.

Poly Box Truck

- Optimize cube use with the finest truck of its style available today.
- Unique double-wall flange provides strength, rigidity and impact resistance.



This truck provides the optimum in usable cube compared to any other mobile truck of comparable size. Round corners help prevent jamming and trucks sticking together when nested. Standard color is Blue. FOB Shipping Point.

Product No.	Cap. Bu.	Size L x W x H	Caster Size	Wt. (lbs.)	Price Ea.
H51-160512	12	35.25 x 24 x 34.5"	4"	80	\$607.00
H51-160516	16	42 x 28 x 35"	4"	80	625.00
H51-160518	18	45 x 28 x 38"	4"	100	682.00
H51-160524	24	60 x 30 x 36"	4"	120	869.00
H51-160532	32	76 x 40.5 x 32"	6"	170	1,035.00

Extra Duty Truck

- Used in every industry from moving delicate linens to heavy metal parts.
- Heavy-duty construction features for superior durability.

All critical wear points including the top rim are reinforced for extra strength and durability. Comes standard with a convenient card pocket on one end and fabric handles on each end for ease of movement. Frames are made of high tensile strength, electro-welded spring steel for extra support. Frame bottoms are welded plated flat steel bolted to kiln dried hardwood runners and caster boards. Casters come equipped with thread guards. Casters available in a variety of patterns -- standard w/all swivel, or 2 rigid & 2 swivel -- please specify. Diamond pattern available at no extra charge. Available in Plain White Canvas or Yellow Glosstex -- please specify. Optional Glosstex colors available in Red, Green, Blue, Gray or White -- please specify. Also available without casters to create an Extra Duty Basket. FOB Shipping Point.



Product No.	Bu. Size	Top Size I.D. L x W	Depth	Overall Height	Caster Size	Wt. (lbs.)	Price Ea.
H4001-06	6	30 x 20"	21"	26"	3"	30	\$305.00
H4001-08	8	34 x 22"	23"	29"	3"	35	348.00
H4001-10	10	36 x 24"	25"	31"	3"	40	364.00
H4001-12	12	36 x 26"	28"	34"	3"	45	396.00
H4001-14	14	40 x 28"	28"	34"	3"	55	460.00
H4001-16	16	40 x 28"	30"	37"	3"	60	467.00
H4001-18	18	42 x 30"	30"	37"	3"	60	497.00
H4001-20	20	48 x 32"	30"	37"	3"	65	519.00
H4001-24	24	54 x 34"	30"	38"	3"	80	592.00

All sizes are nominal and rounded to the full inch.

CARTS & TRUCKS



The ProCart™

- Box-top to flat-top versatility.
- Rugged, durable reinforced construction.

Engineered to adapt to all the ways – and the places you work. Quickly converts to a flat-top or a box-top cart with one hand. Hinged side gates on both shelves flip up or down for different cart configurations –no tools necessary. Flat-top for sliding boxes on and off shelves and box-top to secure cartons during transport. Made of high-density polyethylene structural foam – panels are dent-resistant, and rust-proof. Innovative I-beam design allows for easy loading and unloading of oversized boxes on the lower shelf. Rounded corners and edges prevent mishaps. Handles loads up to 400 lbs. Features supply compartment for easy access to small items. Comfortable full-width handle. Easy rolling on durable, non-marking 5" ball bearing wheels – includes rear locking casters. Available in Gray. FOB Shipping Point.

Custom Organization

Order rail system and bins to add maximum organization capacity to the ProCart. Keeps small items ready for instant retrieval. 9 Rail System combines with Rugged Hanging Bins for a complete system. Bins available in Red, Blue, Yellow or Beige – please specify.

Use this chart when ordering ONE SIZE of Bins for the ProCart™

Bin Product No.	Bin Size	H30936 Cart		H30930 Cart		Price Per Bin
		No.	Bins	No.	Bins	
H30210	5½ x 4¼ x 3"	80		70		\$1.69
H30220	7½ x 4¼ x 3"	80		70		2.10
H30224	10½ x 4¼ x 4"	48		42		4.37
H30230	10½ x 5½ x 5"	36		30		5.22
H30234	14½ x 5½ x 5"	36		-		9.58
H30235	10½ x 11 x 5"	18		12		9.39
H30239	10½ x 8¼ x 7"	16		12		11.48
H30240	14½ x 8¼ x 7"	16		-		9.61
H30250	14½ x 16½ x 7"	8		-		16.04
H30255	10½ x 16½ x 5"	12		-		17.03



Product No.	Description	Size L x W x H	Wt. (lbs.)	Price Ea.
H30936	Large Cart	45½ x 24 x 34½"	62	\$540.75
H30930	Small Cart	41½ x 19 x 34½"	51	471.64
RAIL KITS				
H30906	For Large Cart		24	163.25
H30900	For Small Cart		22	155.66

Tilt Trucks

- Lightweight tipping trucks for easy one-person handling.
- Built tough to handle loads up to 2000 lbs.

Features ergonomic design and are easy to maneuver. Wide mouth and low profile for easy loading. Easy-pull, load balanced design provides stability. Front caster wheel has a roller bearing for an extra measure of stability when pushing, pulling or turning. Large, comfortable grab handle is arc welded and reinforced for optimum durability. 12" dia. wheels. Full, wrap-around tubular frame is constructed of 1" powder-coated steel for enhanced appearance and rust protection. Available in Gray only. FOB Shipping Point.

A) Medium Duty 100 Gal.

Features 12" dia. wheels, plastic hubs and semi-pneumatic tires with ball bearings. Axle ¾" dia. solid-steel shaft.

B) Heavy Duty 100 Gal.

Rolls on 10" dia. rubber wheels with pin bearings and cast-iron hub. Axle ¾" dia. solid-steel shaft.

C) Super Heavy Duty 200 Gal.

Includes tubular side rails and 2 front wheels. Molded rubber wheels with pin bearings and cast-iron hub. Axle 1" dia. solid-steel shaft. 300 & 400 gal. units do not work with Hydraulic Lift.

**CLEAN, EFFICIENT
& safe emptying**



Product No.	Description	Capacity Gals	TILT TRUCKS		Size W x D x H	Wheel Dia.	Wt. (lbs.)	Price Ea.
			Cu. Yds.	Load Rating (lbs.)				
H77405	Medium Duty	100	½	600	27 x 54 x 36"	12"	94	\$1,698.77
H77410	Medium Duty	200	1	600	33 x 66 x 42"	12"	137	2,007.61
H77505	Heavy Duty	100	½	1000	27 x 54 x 36"	10"	115	1,760.51
H77510	Heavy Duty	200	1	1000	33 x 66 x 42"	10"	150	2,192.91
H77610	Super Heavy Duty	200	1	2000	33 x 66 x 42"	12"	165	2,600.63
H77710	Super Heavy Duty	300	1½	2000	39 x 85 x 51"	12"	226	3,891.65
H77810	Super Heavy Duty	400	2	2000	48 x 85 x 51"	12"	252	4,077.00

Surcharge may apply.

Versa/Deck™ Structural Foam Platform Truck

- Structural foam, non-skid gray platform resists most chemicals.
- Textured, non-skid platform surface helps keep cargo from shifting.

Heavy-duty 3000 lb. capacity with steel reinforcements and extra structural foam ribs under the deck add strength and stability for your toughest loads. Choose from a caster ready platform truck or a truck with 2 swivel and 2 fixed 6" non-marking polyurethane casters. Removable heavy-gauge steel open swayback handle. FOB Shipping Point.

VERSA/DECK™ STRUCTURAL FOAM PLATFORM TRUCK				
Product No.	Description	Wt. (lbs.)	Price Ea.	
HR9016XX12AM	24 x 48", Open Handle, Caster Ready	60	\$522.39	
HR9016PY12AM	24 x 48", Open Handle, 6 x 2" Polyurethane Casters	80	671.64	
HR9026XXA1011	30 x 60", Open Handle, Caster Ready	61	670.36	
HR9026PY12AM	30 x 60", Open Handle, 6 x 2" Polyurethane Casters	81	937.52	



Steel outside desk handle pockets are welded to underdeck reinforcements. Jam bolts, standard on all models, hold handles in place.

Decade MACX® Solid Containers

- Longer container life and less frequent replacement.
- Tough yet lightweight, can be moved by hand when empty.
- Stackable - safe stacking up to 10 high.

MACX® containers are built to meet the most rigorous demands in the industrial, food processing and agricultural applications. Features high-impact resistant HDPE structural foam, fixed wall containers that are rugged and recyclable. Meets USDA/HACCP standards for food handling and can be steam cleaned. MACX® containers are temperature resistant, UV resistant and can be stacked up to 10 high. Can handle 1,500 lbs. weight capacity. They offer compact storage, a versatile runner design and are available in Blue, White, Yellow and Gray. Lids are injection molded, polyethylene. Drop gate hinges are stainless steel. FOB Shipping Point.

DECADE MACX® SOLID CONTAINERS				
Product No.	Size L x W x H	Color	Wt. (lbs.)	Price Ea.
SOLID SIDE AND BASE				
HMACX-SOL-B	48 x 40 x 31"	Blue	92	\$343.23
HMACX-SOL-W	48 x 40 x 31"	White	92	343.23
HMACX-SOL-Y	48 x 40 x 31"	Yellow	92	343.23
HMACX-SOL-G	48 x 40 x 31"	Gray	92	343.23
VENTED SIDE WITH SOLID BASE				
HMACX-VENT-G	48 x 40 x 31"	Gray	92	336.20
MACX® LIDS				
HMACX-LID-B	49 x 42 x 3"	Blue	10	103.60
HMACX-LID-W	49 x 42 x 3"	White	10	103.60
HMACX-LID-Y	49 x 42 x 3"	Yellow	10	103.60
HMACX-LID-G	49 x 42 x 3"	Gray	10	103.60
SOLID MACX® WITH CASTERS*				
HMACX-CAS-B	48 x 40 x 36"	Blue	115	579.88
HMACX-CAS-W	48 x 40 x 36"	White	115	579.88
HMACX-CAS-Y	48 x 40 x 36"	Yellow	115	579.88
HMACX-CAS-G	48 x 40 x 36"	Gray	115	579.88
SOLID MACX® WITH DROP GATE				
HMACX-DG-B	48 x 40 x 31"	Blue	97	775.93
HMACX-DG-W	48 x 40 x 31"	White	97	775.93
HMACX-DG-Y	48 x 40 x 31"	Yellow	97	775.93
HMACX-DG-G	48 x 40 x 31"	Gray	97	775.93
SOLID MACX® WITH DROP GATE AND CASTERS*				
HMACX-DG-CAS-B	48 x 40 x 36"	Blue	120	913.27
HMACX-DG-CAS-W	48 x 40 x 36"	White	120	913.27
HMACX-DG-CAS-Y	48 x 40 x 36"	Yellow	120	913.27
HMACX-DG-CAS-G	48 x 40 x 36"	Gray	120	913.27


*Nylon casters are 6"; 2 rigid, 2 swivel. Containers are stackable with casters.

Surcharge may apply.



Solid Side and Base

Vented Side with Solid Base



Solid Side with Casters



Lids


Nestable Export Pallet

- Fabricated from environmentally friendly 100% recycled plastics.
- Easy to clean.

Features "one way" pallets that are economical and are fabricated from environmentally friendly 100% recycled plastics. They are easy to clean and do not require fumigation or heat treatment. Will not gain weight in the presence of moisture or sustain water damage. Will not harbor pests, mold or mildew, eliminates expensive risks due to refused entry or custom delays. Nestable pallet has a 2,000 lb. dynamic load.

Measures 48 x 40 x 5½". Black in color. FOB Shipping Point.

HEXPORTPALLET Wt. 17 (lbs.) Price Ea. \$32.43




RACX® Rackable Pallet

- Light weight one-piece design.
- Made from recycled plastics.

RACX® Rackable Pallets combine strength and economy in a lightweight one-piece design at an affordable price. Made of recycled HDPE plastics, these rackable pallets feature a picture frame bottom with runners on all four sides for stability. Ideal for use in warehouse racking systems, as well as stack loading, closed loop transport and floor storage. Engineered so that the bottom pallet can handle the full static load when loaded pallets are stacked 2 or more high. Unsupported rack capacities up to 1,000 lbs. with an evenly distributed load. Measures 48 x 40 x 6.1". FOB Shipping Point.

HRACX-BK RACX® Pallet, Black, Wt. 34 (lbs.) Price Ea. \$91.76

HRACX-FDA RACX® FDA Pallet, Blue, Wt. 34 (lbs.) Price Ea. \$110.37



BULK STEEL CONTAINERS & PALLETS



Corrugated Bulk Steel Containers

- Interchangeable with Wire Mesh Bulk Containers.
- Stacks five high.

Corrugated Bulk Steel Containers are standard quick delivery units that come in many different sizes with a standard nominal inside height of 18" or 24". Constructed of 13 gauge corrugated sheet steel on all four sides, 12-13 gauge corrugated sheet steel bottom and heavy duty corner assemblies which consist of 2 x 2 x 1/2" angle iron, 7 gauge stacking targets and 4" legs. Sides and bottom are designed to contain a maximum of 4,000 lbs. of bulk material and the corner assemblies are designed to hold fully loaded units stacked five high. All welded combination will provide dependable use for years. All units come standard with a one year workmanship warranty. Available in Blue (-B), Green (-G), Teal (-T), Black (-Z) or Gray (-X) industrial enamel applied to metal, inside and out but not including underside. Also available Unpainted (-U). FOB Shipping Point.

Call for Add-On Options and Custom Sizes.



Corrugated Container With Drop Gate



Corrugated Container



Corrugated Container With Hopper Front

Steel surcharge may apply.

CORRUGATED BULK STEEL CONTAINERS													
Product No.	Size I.D. L x W	Overall Size L x W x H	Cap. Cu. Ft.	Wt. (lbs.)	Unpainted 1-4 Units	Painted 1-4 Units	Unpainted 5-9 Units	Painted 5-9 Units	Unpainted 10-49 Units	Painted 10-49 Units	Unpainted 50-99 Units	Painted 50-99 Units	Unpainted 100-199 Units
18" INSIDE HEIGHT CORRUGATED													
H51023	24 x 24"	25.5 x 25.5 x 23.5"	6	91	\$272.28	\$299.44	\$246.35	\$270.93	\$229.93	\$252.86	\$224.03	\$246.38	\$218.29
H51020	24 x 30"	25.5 x 31.5 x 23.5"	7.5	100	294.41	324.75	266.37	293.82	248.61	274.23	242.24	267.20	236.02
H51012	30 x 30"	31.5 x 31.5 x 23.5"	9.4	110	317.22	350.98	287.01	317.55	267.87	296.38	261.00	288.78	254.31
H51013	30 x 35"	31.5 x 36.5 x 23.5"	10.9	120	338.22	374.98	306.01	339.26	285.61	316.65	278.29	308.53	271.15
H51014	30 x 42"	31.5 x 43.5 x 23.5"	13.1	136	366.45	407.25	331.55	368.46	309.45	343.90	301.51	335.08	293.78
H51000	35 x 35"	36.5 x 36.5 x 23.5"	12.8	132	360.00	400.11	325.71	362.01	304.00	337.87	296.20	329.21	288.61
H51001	35 x 42"	36.5 x 43.5 x 23.5"	15.3	152	390.22	434.69	353.05	393.29	329.52	367.07	321.07	357.66	312.83
H51002	35 x 48"	36.5 x 49.5 x 23.5"	17.5	159	431.17	479.48	390.11	433.81	364.10	404.89	354.76	394.51	345.67
H51003	42 x 42"	43.5 x 43.5 x 23.5"	18.4	163	437.28	486.79	395.64	440.43	369.26	411.06	359.79	400.52	350.57
H51004	42 x 48"	43.5 x 49.5 x 23.5"	21	184	469.16	522.89	424.48	473.09	396.18	441.55	386.02	430.23	376.13
H51005	48 x 48"	49.5 x 49.5 x 23.5"	24	197	501.16	560.10	453.43	506.75	423.20	472.97	412.35	460.84	401.78
24" INSIDE HEIGHT CORRUGATED													
H51021	24 x 30"	25.5 x 31.5 x 29.5"	10	120	\$338.64	\$376.74	306.39	340.86	285.97	318.14	278.63	309.98	271.49
H51016	30 x 30"	31.5 x 31.5 x 29.5"	12.5	133	364.97	404.60	330.21	366.07	308.19	341.67	300.29	332.90	292.59
H51017	30 x 35"	31.5 x 36.5 x 29.5"	14.6	144	389.38	432.49	352.30	391.30	328.81	365.21	320.38	355.85	312.17
H51018	30 x 42"	31.5 x 43.5 x 29.5"	17.5	160	422.32	470.12	382.10	425.35	356.63	396.99	347.48	386.81	338.57
H51006	35 x 35"	36.5 x 36.5 x 29.5"	17	156	414.58	461.54	375.10	417.59	350.09	389.75	341.11	379.76	332.37
H51007	35 x 42"	36.5 x 43.5 x 29.5"	20.4	180	449.55	501.52	406.73	453.76	379.62	423.51	369.88	412.65	360.40
H51008	35 x 48"	36.5 x 49.5 x 29.5"	23.3	190	494.74	551.13	447.62	498.64	417.78	465.40	407.07	453.46	396.63
H51009	42 x 42"	43.5 x 43.5 x 29.5"	24.5	192	501.41	559.11	453.66	505.86	423.41	472.13	412.56	460.03	401.98
H51010	42 x 48"	43.5 x 49.5 x 29.5"	28	216	537.59	600.09	486.39	542.94	453.97	506.75	442.33	493.75	430.98
H51011	48 x 48"	49.5 x 49.5 x 29.5"	32	233	573.65	641.20	519.02	580.13	484.42	541.46	471.99	527.57	459.89
24" INSIDE HEIGHT CORRUGATED WITH DROP GATE													
H51021DG30	24 x 30"	25.5 x 31.5 x 29.5"	10	125	\$357.25	\$396.18	323.22	358.45	301.68	334.55	293.94	325.97	286.40
H51016DG30	30 x 30"	31.5 x 31.5 x 29.5"	12.5	138	383.89	424.38	347.33	383.96	324.18	358.36	315.86	349.17	307.76
H51017DG35	30 x 35"	31.5 x 36.5 x 29.5"	14.6	149	416.10	460.10	376.47	416.28	351.38	388.53	342.37	378.57	333.59
H51018DG42	30 x 42"	31.5 x 43.5 x 29.5"	17.5	165	459.98	508.75	416.17	460.30	388.43	429.61	378.47	418.60	368.76
H51006DG35	35 x 35"	36.5 x 36.5 x 29.5"	17	161	434.48	482.38	393.10	436.44	366.89	407.34	357.48	396.90	348.32
H51007DG42	35 x 42"	36.5 x 43.5 x 29.5"	20.4	185	470.83	523.82	425.99	473.93	397.59	442.34	387.39	431.00	377.46
H51008DG48	35 x 48"	36.5 x 49.5 x 29.5"	23.3	195	517.14	574.62	467.89	519.89	436.70	485.23	425.50	472.79	414.59
H51009DG42	42 x 42"	43.5 x 43.5 x 29.5"	24.5	197	522.69	581.46	472.91	526.08	441.38	491.01	430.07	478.42	419.04
H51010DG48	42 x 48"	43.5 x 49.5 x 29.5"	28	221	559.99	623.65	506.66	564.25	472.88	526.63	460.76	513.13	448.94
H51011DG48	48 x 48"	49.5 x 49.5 x 29.5"	32	238	596.05	643.82	539.28	582.50	503.33	543.67	490.43	529.73	477.85
24" INSIDE HEIGHT CORRUGATED HOPPER FRONT													
H51021HF30	24 x 30"	37 x 31.5 x 29.5"	10	128	\$379.83	\$422.27	343.65	382.06	320.74	356.59	312.52	347.44	304.51
H51016HF30	30 x 30"	43 x 31.5 x 29.5"	12.5	141	406.47	450.51	367.76	407.60	343.24	380.43	334.44	370.67	325.87
H51017HF35	30 x 35"	43 x 36.5 x 29.5"	14.6	152	430.33	477.69	389.35	432.20	363.39	403.38	354.08	393.04	345.00
H51018HF42	30 x 42"	43 x 43.5 x 29.5"	17.5	168	462.49	514.33	418.44	465.35	390.55	434.32	380.53	423.19	370.78
H51006HF35	35 x 35"	48 x 36.5 x 29.5"	17	164	455.53	506.88	412.15	458.61	384.67	428.03	374.81	417.06	365.20
H51007HF42	35 x 42"	48 x 43.5 x 29.5"	20.4	188	489.71	545.84	443.08	493.85	413.54	460.93	402.93	449.11	392.60
H51008HF48	35 x 48"	48 x 49.5 x 29.5"	23.3	198	534.20	594.63	483.32	537.99	451.10	502.13	439.54	489.25	428.27
H51009HF42	42 x 42"	55 x 43.5 x 29.5"	24.5	200	541.58	603.66	490.00	546.17	457.33	509.76	445.61	496.69	434.18
H51010HF48	42 x 48"	55 x 49.5 x 29.5"	28	224	577.05	643.82	522.09	582.50	487.29	543.67	474.79	529.73	462.62
H51011HF48	48 x 48"	61 x 49.5 x 29.5"	32	241	596.05	685.82	539.28	620.50	503.33	579.14	490.43	564.29	477.85

*Add suffix after Product No. Blue (-B), Green (-G), Teal (-T), Black (-Z) or Gray (-X).


**Call for quantities exceeding 200 units.

Steel Corrugated Pallet

- 6,000 lb. capacity.

12 Gauge Steel Corrugated Pallet is constructed with a solid surface to allow more uniform stacking. Pallet can be stored directly on beams of a 42" deep pallet rack and does not require decking. Unpainted, bare steel finish. Measures 48"L x 42"W x 5 1/2"H. FOB Shipping Point.

HSP4248 Wt. 164 (lbs.) Price Ea. \$398.37



Nests in 42"D racking



STEEL CONTAINERS



- Move more material, cut handling time.
- Utilize air space, save floor space.
- Prevent product damage.
- Store difficult-to-handle items.

Half drop gate (gate is on the long side).



Steel surcharge may apply.

Steel Corrugated Containers

- Made of corrugated 13 ga. sides for strength and rigidity.
- These heavy-duty corrugated steel containers are rated to hold 4000 lbs. each and stack 5 high.

Utilize your airspace and save your floor space with steel stackable containers! Available with or without an ergonomic half drop gate (gate is on the long side). These containers are interchangeable with other models and have a 4" underclearance. A durable powder coat paint finish is available in green, blue, red or orange -- please specify. Contact dealer about custom sizes and colors. FOB Shipping Point.

CORRUGATED STEEL CONTAINERS WITH 18" INSIDE HEIGHT

Product No.	Overall Size W x D x H	Cap. Cu. Ft.	Wt. (lbs.)	Price Ea.*
H600-379	30 x 30 x 23.5"	9.0	115	POR
H600-424	30 x 35 x 23.5"	10.9	125	POR
H600-381	30 x 42 x 23.5"	12.6	140	POR
H600-380	35 x 35 x 23.5"	12.3	136	POR
H600-382	35 x 42 x 23.5"	14.9	153	POR
H600-425	35 x 48 x 23.5"	17.0	171	POR
H600-383	42 x 42 x 23.5"	17.9	175	POR
H600-384	42 x 48 x 23.5"	20.5	190	POR
H600-385	48 x 48 x 23.5"	23.5	206	POR

Deduct \$21.00/Pc for unpainted containers

CORRUGATED STEEL CONTAINER WITH 24" INSIDE HEIGHT

Product No.	Overall Size W x D x H	Cap. Cu. Ft.	Wt. (lbs.)	Price Ea.*
H600-372	30 x 30 x 29.5"	12.5	139	POR
H600-423	30 x 35 x 29.5"	14.5	149	POR
H600-374	30 x 42 x 29.5"	17.5	166	POR
H600-373	35 x 35 x 29.5"	17.0	160	POR
H600-375	35 x 42 x 29.5"	20.5	186	POR
H600-426	35 x 48 x 29.5"	23.4	196	POR
H600-376	42 x 42 x 29.5"	24.6	195	POR
H600-377	42 x 48 x 29.5"	27.4	222	POR
H600-378	48 x 48 x 29.5"	31.3	243	POR

Deduct \$22.40/Pc for unpainted containers

CORRUGATED STEEL CONTAINER WITH 24" INSIDE HEIGHT & HALF DROP GATE

Product No.	Overall Size W x D x H	Cap. Cu. Ft.	Wt. (lbs.)	Price Ea.*
H600-273	30 x 30 x 29.5"	12.5	139	POR
H600-421	30 x 35 x 29.5"	14.5	149	POR
H600-400	30 x 42 x 29.5"	17.5	166	POR
H600-340	35 x 35 x 29.5"	17.0	160	POR
H600-401	35 x 42 x 29.5"	20.5	186	POR
H600-422	35 x 48 x 29.5"	23.4	196	POR
H600-341	42 x 42 x 29.5"	24.6	195	POR
H600-402	42 x 48 x 29.5"	27.4	222	POR
H600-403	48 x 48 x 29.5"	31.3	243	POR

Deduct \$22.40/Pc for unpainted containers

*Price on Request

Wire Mesh Containers

- Made of 3/8" wire on 2" centers for air circulation and easy part identification.
- Each container has a 2500 lb. capacity and stack 5 high for space conservation.
- Available with or without an ergonomic half drop gate.

RIGID WIRE CONTAINERS WITH 18" INSIDE HEIGHT

Product No.	Overall Size W x D x H	Cap. Cu. Ft.	Wt. (lbs.)	Price Ea.*
H600-398	30 x 30 x 23.5"	9.0	107	POR
H600-391	30 x 42 x 23.5"	12.6	132	POR
H600-399	35 x 35 x 23.5"	12.3	128	POR
H600-392	35 x 42 x 23.5"	14.9	140	POR
H600-411	35 x 48 x 23.5"	17.0	155	POR
H600-393	42 x 42 x 23.5"	17.9	160	POR
H600-394	42 x 48 x 23.5"	20.5	175	POR
H600-395	48 x 48 x 23.5"	23.5	190	POR

Deduct \$21.00/Pc for unpainted containers

RIGID WIRE CONTAINERS WITH 24" INSIDE HEIGHT

Product No.	Overall Size W x D x H	Cap. Cu. Ft.	Wt. (lbs.)	Price Ea.*
H600-386	30 x 30 x 29.5"	12.5	135	POR
H600-388	30 x 42 x 29.5"	17.5	148	POR
H600-387	35 x 35 x 29.5"	17.0	145	POR
H600-389	35 x 42 x 29.5"	20.5	152	POR
H600-412	35 x 48 x 29.5"	23.4	167	POR
H600-390	42 x 42 x 29.5"	24.6	172	POR
H600-396	42 x 48 x 29.5"	27.4	187	POR
H600-397	48 x 48 x 29.5"	31.3	202	POR

Deduct \$22.40/Pc for unpainted containers

RIGID WIRE CONTAINERS WITH 24" INSIDE HEIGHT & HALF DROP GATE

Product No.	Overall Size W x D x H	Cap. Cu. Ft.	Wt. (lbs.)	Price Ea.*
H600-413	30 x 30 x 29.5"	12.5	135	POR
H600-415	30 x 42 x 29.5"	17.5	148	POR
H600-414	35 x 35 x 29.5"	17.0	145	POR
H600-416	35 x 42 x 29.5"	20.5	152	POR
H600-417	35 x 48 x 29.5"	23.4	167	POR
H600-418	42 x 42 x 29.5"	24.6	172	POR
H600-419	42 x 48 x 29.5"	27.4	187	POR
H600-420	48 x 48 x 29.5"	31.3	202	POR

Deduct \$22.40/Pc for unpainted containers

*Price on Request

BULK TRUCKS & CONTAINERS

Durable Poly Tilt Truck

- Smooth, seamless body, molded from tough polyethylene resists corrosion, grease and oil.
- Efficient collection and dumping for all types of refuse.

Designed for use in commercial and industrial environments. Easy to clean and maintain. Maneuvers easily and balanced for one man handling. An ideal transport for all recycling programs. Using color coded trucks to identify and separate recyclables simplifies collection and transporting. ½ yd. capacity rolls on 10" wheels with 3½" casters; 1 & 1½ yd. capacity roll on 12" wheels and 3½" casters; 2 & 2½ yd. capacity roll on 12" wheels and 5" casters. Resin complies with FDA regulation 21CFR 177.1520 (c) 3.1 and 3.2. Gray is standard color. FOB Shipping Point.

Bulk Fork Lift Container

- Move 30 cu. ft. of material at one time.
- Stacks 2 high with "stacking cover" -- nests, when empty, to save space.

Save space, save man-hours with these efficient and durable bulk containers. Rugged one-piece polyethylene construction for easy handling of dry material. Features four way fork lift entry for easy handling. Handles loads up to 1500 lbs., 30 cu. ft. capacity. Measures 44"W x 44"L x 33"H. Material complies with FDA regulation 177.1520. White is standard color. FOB Shipping Point.

HBFC30CFA Wt. 90 (lbs.) Price Ea. \$625.00

Stacking Cover

HBFC30CFF Wt. 35 (lbs.) Price Ea. \$250.00



Surcharges may apply.



Convenient Utility Trucks

- Perfect for laundry, textiles, powders, and solid wastes.
- One-piece molded high-density polyethylene is impact-resistant and cleans easily.

An economical mobile bulk truck that's used in motels, hospitals or general industrial use. Truck is mounted on a strong plywood base with 4 corner mount swivel casters. Height does not include bases or casters. White is standard color. FOB Shipping Point.

Product No.	Cap. Bushels	Cap. (lbs.)	Inside Dimensions L x W x H	Wt. (lbs.)	Price Ea.
HK5106	6	450	29 x 19 x 21"	30	\$224.00
HK5108	8	450	33 x 21 x 23½"	35	253.00
HK5110	10	500	35 x 23 x 25½"	43	266.00
HK5112	12	550	35 x 24 x 28"	48	288.00
HK5114	14	600	39 x 27 x 28"	54	311.00
HK5116	16	600	39 x 27 x 30½"	56	316.00
HK5118	18	625	41 x 29 x 30½"	60	339.00
HK5120	20	650	47 x 31 x 30½"	66	370.00



Non-Slip Steps

- Non-Slip Tread Surface.

Steps are manufactured from durable rotationally molded polyethylene. Steps feature rubber feet and are suitable for multiple industries. Options include nestable steps, handrails, and inside storage. Add color to part number when ordering. FOB Shipping Point

Product No.	Description	Size D x W x H	Wt. (lbs.)	Price Ea.
H91-2333	Single Step - White or Black	19¼ x 15½ x 11½"	10	\$93.00
H91-2334	Double Step - White or Black	21¼ x 20¼ x 17¼"	20	162.00
HMSE-20	Economy Two Step w/Molded Handgrip - Black, Blue, Green	10 x 18 x 14"	13	81.00
H11-2334	Double Step Safety Yellow w/Non Skid Tread Tape	24 x 19½ x 22"	20	176.00
H91-2335	Triple Step w/One Handrail* - White or Black	31¼ x 20¼ x 26"	33	410.00
H93-2336	Quad Step w/One Handrail* - White or Black	36 x 20 x 32"	43	537.00
H11-2353	Additional Handrail* - for Triple Step	-	4	118.00
H11-2354	Additional Handrail* - for Quad Step	-	4	118.00

*Assembly Required

BALANCED for one-man handling.



Product No.	Cap. Cu. Yd.	Cap. (lbs.)	Size L x W x H	Wt. (lbs.)	Price Ea.
HMT50XSTA	½	750	54 x 27 x 41"	99	\$840.00
HMT50XHTA	½	1200	54 x 27 x 41"	109	962.00
HMT100STA	1	1000	71 x 32 x 43"	132	1,085.00
HMT100HTA	1	2000	71 x 32 x 43"	142	1,342.00
HMT175STA	1½	1000	73½ x 37½ x 50"	175	1,643.00
HMT175HTA	1½	2000	73½ x 37½ x 50"	185	1,767.00
HMT200STA	2	1800	81 x 46 x 50"	192	1,840.00
HMT200HTA	2	2300	81 x 46 x 50"	207	2,004.00
HMT250STA	2½	1875	83 x 55 x 50"	227	2,287.00
HMT250HTA	2½	2300	83 x 55 x 50"	242	2,386.00

Recycling Trucks

- Patented design that maximizes usable volume.
- Designed for rugged service.
- Nestable for storage and shipping cost reductions.

The truck used nationwide by recyclers to collect and transport materials for recycling. These general purpose trucks are uniquely designed allowing for greater usable capacity, while maintaining maximum maneuverability. HM1642 trucks nest when empty. Trucks feature a recycling logo (also available without recycling logo -- call for information). Features rugged polyethylene body with 5" casters for easy rolling. Gray is standard color. FOB Shipping Point.



HR5016TRD



HM1640TRA Without Logo



HM1642 Without Logo

Product No.	Description	Cap. (Cu. Ft.)	Outside Size W x L x H	Wt. (lbs.)	Price Ea.
HR5016TRD	Rectangle Truck	18	43 x 28 x 37"	90	\$406.00
HM1640TRA	Square Truck	19	28½ x 28½ x 47"	80	370.00
HM1642	Nestable Truck	18	29½ x 29½ x 46"	80	369.00

Tough Poly Bulk Truck

- Move up to 48 cu. feet with this industrial-duty truck.



- A handy, step-saving truck for motels, hotels, hospitals, laundries, etc.

One-piece molded polyethylene is designed for long life. Rolls on 4 heavy-duty 6" swivel casters, mounted on a galvanized steel base. 500 lb. capacity. White is standard color. FOB Shipping Point.

Product No.	Cap. Cu.Ft.	Overall Size W x L x H	Wt. (lbs.)	Price Ea.
HM7040	33½	28½ x 41 x 58½"	140	\$893.00
HM7045	36½	28½ x 38 x 66"	140	906.00
HM7050	41½	28½ x 41 x 66"	140	947.00
HM7070	36½	28½ x 48 x 54½"	145	893.00
HM7090	48	28½ x 47 x 66½"	160	962.00

All products on this page are available in the following colors at no additional charge except steps.

Orange	Forest Green
Burnt Orange	Royal Blue
Honey Gold	Powder Blue
Bright Lemon	Cadet Blue
Lime Green	Wine
Jade Green	Purple
Black	Chocolate Brown
Silver Gray	Pink
Natural White	Red

SELF DUMPING HOPPERS



H211731

Dumps Itself
Rights Itself
Locks Itself

- Big labor savers
- All welded construction
- Built tough and durable
- Heavy Duty Rocker Stops

Steel surcharge may apply.

Super Extra Heavy Duty Structural

- These superior hoppers are designed for severe applications where a structural base is a must.
- Ideal for steel processing, heavy stampings, scrap yards, etc.

Rockers on 1½ thru 2½ yd. are mounted inboard and gusseted to provide increased strength to hopper body. FOB Shipping Point.



NEW

SUPER EXTRA HEAVY DUTY STRUCTURAL BASE
(Non-Stackable) - 7 Ga. Body

Product No.	Cap. Cu. Yds.	Cap. Wt. (lbs.)	Size L x W x H	Fork Openings	Wt. (lbs.)	Price Ea.
H211332	1	6000	62 x 41.5 x 37"	3 x 30"	660	\$1,880.00
H211342	1.5	6000	62 x 59.5 x 37"	3 x 30"	790	2,214.00
H211352	2	6000	64 x 59.5 x 46"	3 x 30"	890	2,500.00
H211362	2.5	6000	64 x 59.5 x 51"	3 x 30"	930	2,625.00



H211551

H211305
Profiles change
with larger units

Heavy Duty Hoppers Formed Base

HEAVY DUTY HOPPERS FORMED BASE
(Stackable) - 12 Ga. Body

Product No.	Cap. Cu. Yds.	Cap. Wt. (lbs.)	Size L x W x H	Fork Openings	Wt. (lbs.)	Price Ea.
H211701	0.25	2000	49 x 30.75 x 26.5"	2.5 x 20"	305	\$1,089.00
H211705	0.33	2000	48.5 x 30.75 x 31.5"	2.5 x 20"	315	1,102.00
H211711	0.5	2000	48.5 x 41.5 x 31.5"	2.5 x 30"	365	1,209.00
H211731	1	2000	62 x 41.5 x 37"	2.5 x 30"	425	1,402.00
H211741	1.5	2000	62 x 59.5 x 37"	2.5 x 48"	540	1,636.00
H211751	2	2000	64 x 59.5 x 46"	2.5 x 48"	600	1,811.00
H211761	2.5	2000	64 x 59.5 x 51"	2.5 x 48"	620	1,882.00
H211771*	3	2000	71.5 x 65.5 x 59.5"	2.5 x 39"	810	2,658.00
H211781*	4	2000	71.5 x 85.5 x 59.5"	2.5 x 39"	970	2,911.00

*Not stackable when empty or full, casters not recommended.

Extra Heavy Duty Stackable Formed Base

EXTRA HEAVY DUTY STACKABLE FORMED BASE
(Stackable) - 10 Ga. Body

Product No.	Cap. Cu. Yds.	Cap. Wt. (lbs.)	Size L x W x H	Fork Openings	Wt. (lbs.)	Price Ea.
H211531	1	4000	62 x 41.5 x 37"	2.5 x 30"	485	\$1,495.00
H211541	1½	4000	62 x 59.5 x 37"	2.5 x 48"	630	1,782.00
H211551	2	4000	64 x 59.5 x 46"	2.5 x 48"	690	1,963.00
H211561	2½	4000	64 x 59.5 x 51"	2.5 x 48"	730	2,047.00
H211571*	3	4000	71.5 x 65.5 x 59.5"	2.5 x 39"	970	2,895.00
H211581*	4	4000	71.5 x 85.5 x 59.5"	2.5 x 39"	1070	3,146.00

*Not stackable, casters not recommended without adding special base.

Super Heavy Duty Formed Base

SUPER HEAVY DUTY FORMED BASE
(Stackable) - 7 Ga. Body

Product No.	Cap. Cu. Yds.	Cap. Wt. (lbs.)	Size L x W x H	Fork Openings	Wt. (lbs.)	Price Ea.
H211301	0.25	4000	49 x 30.75 x 26.5"	2.5 x 20"	375	\$1,219.00
H211305	0.33	4000	48.5 x 30.75 x 31.5"	2.5 x 20"	405	1,284.00
H211311	0.5	4000	48.5 x 41.5 x 31.5"	2.5 x 30"	470	1,445.00
H211321	0.75	5000	56.75 x 41.5 x 35.5"	2.5 x 30"	575	1,630.00
H211331	1	6000	62 x 41.5 x 37"	2.5 x 30"	620	1,830.00
H211341	1.5	6000	62 x 59.5 x 37"	2.5 x 48"	785	2,200.00
H211346*	1.5	6000	64 x 46.5 x 46"	2.5 x 35"	750	2,320.00
H211351	2	6000	64 x 59.5 x 46"	2.5 x 48"	880	2,491.00
H211356*	2	6000	64 x 46.5 x 51"	2.5 x 35"	790	2,500.00
H211361	2.5	6000	64 x 59.5 x 51"	2.5 x 48"	905	2,605.00

*Narrow Hopper

Manual Tilt Trucks

- Ideal for banding, cardboard, wood, paper, trash, etc
- Durable general purpose tilt truck makes easy work of refuse handling.

Rugged body is made of heavy duty 14 ga. steel with reinforced corners. Rolls smoothly on large 6" casters - 2 rigid, 2 swivel.

Manual lifting should not exceed individual capacity. FOB Shipping Point.



Product No.	Cap. Cu. Yd.	Wt. Cap. (lbs.)	Size L x W x H	Wt. (lbs.)	Price Ea.
H271231	1	2000	57 x 30.5 x 43"	200	\$820.00
H271251	2	2000	57 x 57.5 x 43"	290	1,035.00

Low Profile Manual Tilt Trucks

- New low profile models.
- Reinforced corners.

The Low Profile Manual Tilt Trucks are manufactured with 13 gauge steel with reinforced corners. They are designed for manual handling of lightweight materials and roll on 6 x 2" mold on rubber casters. Trucks stand 30" tall to the top of the handle

while the bucket measures 24" from the floor to the top edge. Units are not to be used with a forklift or with a rotator attachment. These units are not watertight. Vista Green in color. FOB Shipping Point.




Product No.	Cap. Cu. Yd.	Wt. Cap. (lbs.)	Size L x W x H	Wt. (lbs.)	Price Ea.
H271211	0.38	1000	40½ x 30½ x 16½"	136	\$570.00
H271221	0.75	1000	47½ x 57½ x 16½"	194	718.00

SELF DUMPING HOPPERS

Low Profile Dumpers

- These rugged units are designed to meet height restrictions that cannot be obtained with standard hoppers.
- Used under presses, conveyors or work stations where space is a premium. Lids not available. FOB Shipping Point.



Large Volume, Low Profile Dumpers

- Wide body design and convenient working height of 46" makes this unit a natural for handling large long bulky items. Casters and lids not available. FOB Shipping Point.

LOW PROFILE DUMPERS SUPER HEAVY DUTY FORMED BASE (Stackable) - 7 Ga. Body						
Product No.	Cap. Cu. Yds.	Cap. Wt. (lbs.)	Size L x W x H	Fork Openings	Wt. (lbs.)	Price Ea.
H212299	0.125	2000	30 x 28.5 x 17"	2.5 x 18"	210	\$858.00
H212301	0.25	4000	30 x 41.5 x 17"	2.5 x 29.5"	260	938.00
H212305	0.33	4000	44 x 41.5 x 24"	2.5 x 29.5"	370	1,179.00
H212311	0.5	4000	44 x 49.5 x 24"	2.5 x 29.5"	410	1,282.00

LARGE VOLUME LOW PROFILE DUMPERS Super Heavy Duty Structural Base (Non-Stackable) - 7 Ga. Body						
Product No.	Cap. Cu. Yds.	Cap. Wt. (lbs.)	Size L x W x H	Fork Openings	Wt. (lbs.)	Price Ea.
H212361	2.5	6000	64 x 67.5 x 46"	3 x 39"	995	\$2,679.00
H212371	3	6000	64 x 87.5 x 46"	3 x 39"	1085	3,052.00
H212376	3.5	6000	64 x 101.5 x 46"	3 x 39"	1210	3,316.00

Steel surcharge may apply.

Chip & Waste Truck

- Designed for confined areas and tight turns with less effort to dump.
- Built to handle the big, bulky capacity jobs.



Helps with savings on housekeeping and safety in the work place. Rugged construction of 14 ga. steel -- completely leakproof. Rolls on long-wearing moldon rubber wheels. Green in color. FOB Shipping Point.

CHIP & WASTE TRUCK 1-8" x 2" MOLDON RUBBER SWIVEL CASTER/2-10" x 2.5" LOAD WHEELS						
Product No.	Cap. Cu. Ft.	Cap. Wt. (lbs.)	Size L x W x H	Wt. (lbs.)	Price Ea.	
H290200	17.5	1500	68 x 24.5 x 40"	200	\$864.00	
2-8" x 2" MOLDON RUBBER SWIVEL CASTERS/2-10" x 2.5" LOAD WHEELS						
H290300	22.2	2000	68 x 30.5 x 40"	245	988.00	
H290400	26.7	2000	68 x 36.5 x 40"	265	1,055.00	

Large Volume Hoppers

- Specifically designed to meet your bulk handling requirements.
- Used to handle large volume metal, wood, plastic, cardboard scrap, etc.

Base is constructed from structural channels and angle. Body is reinforced for increased strength. Special bases are required for casters on 3 to 5 yd. self dumping hoppers. FOB Shipping Point.



LARGE VOLUME HOPPERS SUPER HEAVY DUTY STRUCTURAL BASE (Non-Stackable) - 7 Ga. Body						
Product No.	Cap. Cu. Yds.	Cap. Wt. (lbs.)	Size L x W x H	Fork Openings	Wt. (lbs.)	Price Ea.
H211371	3	6000	71.5 x 65.5 x 59.5"	3 x 39"	1250	\$3,458.00
H211381	4	6000	71.5 x 85.5 x 59.5"	3 x 39"	1350	3,891.00
H211391	5	6000	71.5 x 105.5 x 59.5"	3 x 39"	1550	4,238.00

Caster Options

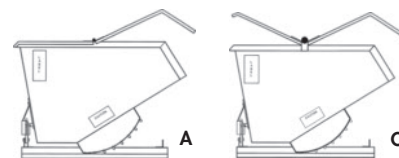
- Hoppers with casters deliver easy rolling capabilities.
- Available in Semi-Steel, Phenolic or Moldon Rubber.

Provides mobility on most surfaces. Other caster options available. 3 to 5 yd cap. require special bases. Caution: Capacity must match or exceed capacity of hopper. FOB Shipping Point.

HEAVY-DUTY CASTERS				
Product No.	Type	Cap. (lbs.)	Wt. (lbs.)	Price Set of 4
H240311	6 x 2.5" Semi-Steel	6000	49	\$311.00
H240331	6 x 2.5" Phenolic	6000	33	252.00
H240511	8 x 2.5" Semi-Steel	6000	61	375.00
H240531	8 x 2.5" Phenolic	6000	42	316.00
MEDIUM HEAVY-DUTY CASTERS				
H240211	6 x 2" Semi-Steel	4800	34	196.00
H240231	6 x 2" Phenolic	4000	28	173.00
H240411	8 x 2" Semi-Steel	3600	48	209.00
H240431	8 x 2" Phenolic	3600	30	210.00
MEDIUM-DUTY CASTERS				
H240251	6 x 2" Moldon Rubber	2000	28	170.00
H240351	6 x 2.5" Moldon Rubber	2400	38	273.00
H240451	8 x 2" Moldon Rubber	2400	38	195.00

Hopper Lids

- Helps in meeting environmental regulations and insurance codes.
- Lids are optional on all units up to 2.5 cubic yard capacity. (Except for low profile units.)



Contents of hoppers stay out of sight for a neater appearance. Two piece lids are available in 1 yd. thru 2.5 yd. (Specify type A or C.) FOB Shipping Point.

HOPPER LIDS			
Product No.	For Cap. Cu. Yds.	Wt. (lbs.)	Price Ea.
H220044	1	65	\$331.00
H220054	1.5	92	432.00
H220064	2	106	464.00
H220074	2.5	106	472.00

STEEL HOPPERS



Low Profile D-Style Self-Dumping Hoppers

- Contoured edges for free flow of items.
- Enclosed Fork pockets.
- Pull chain release for quick dumping.
- Safety restraint for added security.

These low profile Hoppers are the perfect solution for loading and unloading large and small items. With a steel construction, the hopper maintains an enduring strength throughout the strain of consistent daily use. The manual release feature gives the forklift driver the ability to never leave the driving position, which allows personnel to stay at a safe distance throughout the dumping process. With a low profile design, the visibility of items and surroundings can be maintained throughout the loading and unloading of products. Must be attached to fork truck when unloading. Weight capacity 2,000 pounds. FOB Shipping Point.

Product No.	Volume Cubic Yd.	Overall Size L x W x H	Wt. (lbs.)	Price Ea.
HD-25-LD-LP	.25	47.25 x 28 x 23"	240	\$1,019.85
HD-33-LD-LP	.33	47.25 x 33 x 23"	250	1,064.95
HD-50-LD-LP	.50	47.25 x 48 x 23"	268	1,151.95



Bumper Release Steel Hoppers

- Superior engineering offers years of rugged surface.

This bumper release hopper dumps as soon as the bumper is pushed. This style also returns to the locked position automatically after it dumps. A safety lock is standard on both styles to prevent accidental dumping. A safety restraint is provided to secure the hopper to the forklift. Fork pockets measure 7 1/2" x 2 1/2". Vestil self-dumping hoppers facilitate compliance with OSHA General Industry rule 29 CFR 1910.178(m)(5)(iii) by allowing lift truck operators to remain at the controls of their truck throughout the dumping process. FOB Shipping Point.

SELF DUMPING HOPPER WITH BUMPER							
Product No.	Cap. Cu. Yd.	Overall Size W x L x H	Cap. (lbs.)	Steel Gauge	Fork Pocket Centers	Wt. (lbs.)	Price Ea.
HD-100-LD	1	41 1/16 x 61 1/4 x 42 1/16"	2000	12	18"	458	\$1,037.93
HD-200-LD	2	56 1/16 x 68 3/8 x 51 1/16"	2000	12	28"	620	1,312.96
HD-300-LD	3	81 3/4 x 68 3/8 x 51 1/16"	2000	12	28"	940	1,989.91
HD-200-MD	2	56 3/8 x 68 3/8 x 51 1/16"	4000	10	28"	695	1,394.99
HD-300-MD*	3	81 3/4 x 68 3/8 x 51 1/16"	4000	10	28"	908	2,115.91
HD-100-HD	1	41 1/16 x 61 1/4 x 42 3/4"	6000	8	18"	572	1,264.95
HD-200-HD	2	56 3/8 x 68 3/8 x 51 1/16"	6000	8	28"	775	1,684.87
HD-300-HD	3	81 3/4 x 68 3/8 x 51 1/16"	6000	8	28"	920	2,198.99

*Check availability.

Automatically Returns to Locked Position

Bump Here To Unlock & Dump

Optional poly lids and casters available.

Horseshoe retaining design allows rotation and dumps further into center of bin.

Shown with Optional Lid



No Lid Available

Fork pockets are 7" x 2" on 21 1/2" centers. 11 1/2" FPC on 0.5 cu. yd. model.

Fork Tubes

Portable Steel Hoppers

- Makes handling waste and bulk material safer and more convenient.

Fork truck entry tubes make dumping into large containers easy. Foot operated caster lock is included. Rolls on 8 x 2" phenolic wheels: (2) rigid, (1) swivel, and (1) swivel with lock. Weight capacity is 2000 lbs. FOB Shipping Point.

PORTABLE STEEL HOPPERS						
Product No.	Cap. Cu. Yd.	Size W x D x H	Cap. (lbs.)	Steel Gauge	Wt. (lbs.)	Price Ea.
HP-HOP-0.5	0.5	34 1/16 x 53 3/8 x 37 1/16"	2000	12	249	\$1,244.96
HP-HOP-1	1	58 1/16 x 53 3/8 x 37 1/16"	2000	12	419	1,392.93
HP-HOP-1.5	1.5	58 1/16 x 58 1/16 x 47 3/8"	2000	12	470	1,556.85

Check availability.

Steel Hopper Accessories

Casters for use with Steel Hoppers and Bumper Release Steel Hoppers. Transport loads with portable hoppers. The maximum weight capacity is the lowest weight capacity of either the hopper or the caster. Casters are shipped uninstalled to prevent damage. Sets include (2) rigid, and (2) swivel casters. Casters are bolted-on by utilizing the factory stamped hole in the fork tubes. FOB Shipping Point.

CASTERS FOR BUMPER RELEASE AND STEEL HOPPERS					
Product No.	Description	Caster Size	Cap. (lbs.)	Added Height	Wt. (lbs.)
FOR USE WITH BUMPER RELEASE HOPPERS - D SERIES					
HD-CK4-SC6-2	Semi-Steel	6 x 2"	4800	7 1/2"	32
HD-CK4-SC8-2	Semi-Steel	8 x 2"	4800	9 1/2"	42
HD-CK4-MR6-2	Mold-On Rubber	6 x 2"	2400	7 1/2"	29
HD-CK4-MR8-2	Mold-On Rubber	8 x 2"	2400	9 1/2"	37
HD-CK4-PU6-2	Poly-On Steel	6 x 2"	4800	7 1/2"	31
HD-CK4-PU8-2	Poly-On Steel	8 x 2"	5000	9 1/2"	42
					Price Ea.
					\$219.87
					297.97
					229.97
					286.97
					298.87
					319.97

*Caster Set Includes (2) Rigid (1) Swivel.



Semi-Steel



Poly-On Steel



Mold-On Rubber

Hopper Lids

Keep the contents of hoppers out of sight for a neater appearance. Constructed from heavy-duty virgin black polyethylene material, these lids are lightweight and easy to open. Top of lid includes a crown for water drainage and a ribbed design for strength and aesthetics. Ideal for schools, hospitals and warehouses. Factory or field installed. FOB Shipping Point.

Product No.	For Use w/Hopper Cu. Yd. Cap.	Wt. (lbs.)	Price Ea.
LIDS USE WITH BUMPER RELEASE STEEL HOPPERS "HD" Series			
HPLID-D-100	1	57	180.91
HPLID-D-200	2	59	249.93
HPLID-D-300	3	61	321.96

DOLLIES

Heavy Duty Drum Dolly

- Move 55 gallon drums up to 2,500 lbs. with little effort.
- Easy to maneuver with 2 swivel and 2 rigid casters, unlike most dollies that have all swivel casters.

Angle Iron all welded construction. Deep, 2½" lip frame helps stabilize drums. Two 4 x 1½" phenolic swivel casters and two 4 x 1½" phenolic rigid casters. FOB Shipping Point.



Product No.	Size	HEAVY DUTY DRUM DOLLY			Wt. (lbs.)	Price Ea.
		Fits Drum Size	Load Cap.	Overall Height		
HAI-424-MC	24 x 24"	55 Gallon	2,500 lbs.	8"	36	\$213.04

Wood Dollies

- Built to handle loads up to 1000 lbs.!

Rugged wood construction dollies to move industrial equipment, office furniture, boxes, parts, and more. Rolls on hard rubber swivel casters for maximum maneuverability. All dollies feature double ball raceway swivel casters for long life. A style available for every type of moving requirement. FOB Shipping Point.



A) Solid Deck



B) Carpet End

Ltr. No.	Product No.	WOOD DOLLIES		Wt. (lbs.)	Price Ea.
		Description	Size W x L		
A	HT-15-1830-5PH	Solid Deck	18 x 30"	26	\$121.42
B	HT-26-1830-5PH	Carpet End	18 x 30"	17	116.40

Lip Up/Lip Down Steel Dolly

- 1½" lip on all sides. Dolly can be assembled lip up or lip down.
- Formed from single 11-gauge steel sheet.

Both types of wheels allow for great maneuverability in confined areas and narrow aisles. Durable green powder coated finish. Shipped knocked down and boxed. FOB Shipping Point.



Product No.	Deck Height	LIP UP/LIP DOWN STEEL DOLLY		Deck Size	Wt. (lbs.)	Price Ea.
		Load Cap. (lbs.)				
HLU/LD-1627-KIT		450		16 x 27"	27	\$173.16
HLU/LD-1830-KIT	LU-5-1/8"	450		18 x 30"	32	187.37
HLU/LD-2436-KIT	LD-6-5/8"	450		24 x 36"	43	213.36


Drum Dolly

- Rugged durability is achieved by a sturdy frame with a unique, formed cross section -- supports 1000 lbs.
- Features long lasting gray epoxy powder coated finish.

Load stabilizing 1½"H. lip secures 55 gal. containers. Rolls on 3" swivel polyolefin casters -- located directly under the load for added stability. Shipped KD. Ships UPS.

FOB Shipping Point.

HMDS24-3PH Wt. 12 (lbs.) Price Ea. \$85.87



Steel surcharge may apply.

HAND TRUCKS & DOLLIES

Industrial Duty P-Handle Truck

- P-Handle provides maximum mobility.

All steel construction with wheel guards and ergonomic handle design. P-shaped handle provides maximum mobility and minimizes operator stress. Pneumatic tires are designed to carry heavy loads over rough terrain while cushioning the load. Puncture proof tires can tackle most any job around the warehouse, shop or home. **H49977** & **H44701** have heavier duty 1 1/4" steel tubing. FOB Shipping Point.



INDUSTRIAL DUTY P-HANDLE TRUCK					
Product No.	Wheels	Toe Plate	Load Cap. (lbs.)	Wt. (lbs.)	Price Ea.
H48866	12" Pneumatic	8 x 18"	800	33	\$162.48
H49977	15" Pneumatic	12 x 24"	1,000	54	257.28
H44701	10" Puncture Proof	8 x 18"	1,000	35	168.02

Dual Handle Trucks

- Maximizes control for different load sizes.

Easy handling truck has Sure Grip dual handles to help evenly support loads and maximize user control. Durable steel construction. **H60138** has a wider toe plate and oversized wheel guards along with Tubular Stair Climbers, and is industrial strength-engineered with 1 1/4" dia. steel tubing. **H47186** features built-in Stair Climbers and is 56" high for tall stacking capabilities. FOB Shipping Point.



DUAL HANDLE TRUCKS					
Product No.	Wheels	Toe Plate	Load Cap. (lbs.)	Wt. (lbs.)	Price Ea.
H47132	10" Puncture Proof	8 x 14"	800	31	\$138.60
H40135	10" Pneumatic	8 x 14"	800	25	138.11
H60138	10" Puncture Proof	8 x 18"	1,000	38	160.98
H47186	8" Puncture Proof	8 x 14"	600	30	137.91

Flow Back Convertible Hand Trucks

- Converts from vertical truck to horizontal platform cart in seconds.

Steel convertible trucks are designed for maximum leverage and maneuverability and can handle loads up to 800 lbs. in either the vertical or horizontal positions. Steel trucks stand 46" high and adjust up to 61" vertically. 8" x 14" toe plate and 12" x 36" platform keep loads from slipping off. Trucks convert from 2 wheel hand truck to 4 wheel platform cart in seconds. Available with either pneumatic or puncture-proof wheels. **H45136** Aluminum Convertible Hand Trucks feature a larger beveled toe plate and wheel guards with 800 lb. capacity in a Vertical position and a 1,000 lb. capacity in a Horizontal position. 12 x 38" in platform position. FOB Shipping Point.



FLOW BACK CONVERTIBLE HAND TRUCKS					
Product No.	Description	Wheels	Nose Plate	Load Cap. (lbs.)	Wt. (lbs.) Price Ea.
H35080	Steel	8" Puncture Proof	8 x 14"	600	31 \$135.40
H30080	Steel	10" Pneumatic	7 1/2 x 14"	800	31 152.43
H36080S	Steel	10" Puncture Proof	7 1/2 x 14"	800	38 150.94
H45136	Aluminum	10" Pneumatic	8 x 18"	800V/1,000H*	39 449.85

*800 lb. capacity in Vertical position, 1,000 lb. capacity in Horizontal position.

Milwaukee

Heavy-Duty D-Handle Truck

- D-Handle allows for one hand operation.
- Supports loads up to 800 lbs.

Steel frame for durability, 10" pneumatic tires are designed to increase maneuverability, control and to cushion the load. Puncture proof tires prevent the wheels from going flat. The D-handle design allows for one-handed operation. 7 1/2" x 14" deep toe plate offers a sturdy base for loads up to 800 lbs. **H49515** includes a 26" long Nose Plate Extension for help transporting bulky size loads. FOB Shipping Point.



HEAVY-DUTY D-HANDLE TRUCK				
Product No.	Wheels	Load Cap. (lbs.)	Wt. (lbs.)	Price Ea.
H30019	10" Pneumatic	800	25	\$99.78
H37019	10" Puncture Proof	800	29	99.54
H49515	10" Pneumatic	800*	34	145.22

*800 lb. capacity in Vertical position, 200 lb. capacity with Extension in use.

Heavy-Duty Appliance Trucks

- Quality steel construction.
- Supports loads up to 800 lbs.

These tough trucks offer maximum performance. Steel frame construction and puncture proof tires make these trucks durable and long-lasting. Also available in Aluminum, order **H40187**. Equipped with Belted Stair Climbers for easy rolling up and down stairs and over curbs, V-belts and nylon belt with Easy Lock Tightener to ensure the success of your material handling projects. Includes a vertical pad to protect the load. 60" high with a 4 1/2" x 24" toe plate. FOB Shipping Point.



HEAVY-DUTY APPLIANCE TRUCKS				
Product No.	Description	Load Cap. (lbs.)	Wt. (lbs.)	Price Ea.
H40710	Steel Appliance Truck with Manual Belt Tightener	800	38	\$243.02
H40715	Steel Appliance Truck with Ratchet	800	39	304.05
H40187	Aluminum Appliance Truck with Ratchet	800	41	457.37

Folding Trucks & Dollies

- Easy to use.
- Save time and labor.

Get the right equipment for the job. The Folding Platform Trucks feature durable steel construction with a non-slip deck surface and rubber safety bumper guards on all four corners. The handle locks into an upright position, the foot bar releases the handle for easy, compact storage. Easy to move on rolling caster wheels. The Aluminum Fold-Up Truck folds flat for easy storage and is lightweight and durable. The telescoping handle extends to over 39" tall with the push of a button. Pull down on plate and wheels open automatically. The nose plate and wheels lock securely when folded. The toe plate is 11 x 15". Simple to use, easy to carry and store. The Furniture Dollies have carpeting on both ends to protect the load. FOB Shipping Point.



FOLDING TRUCKS & DOLLIES					
Product No.	Description	Size	Load Cap. (lbs.)	Wt. (lbs.)	Price Ea.
H33881	Folding Platform Truck with 4" Casters	19 x 29" Deck	330	23	\$66.46
H33886	Folding Platform Truck with 5" Casters	24 x 36" Deck	660	39	115.68
H33884	Aluminum Fold-Up Truck	11 x 15" Toe Plate	150	8	71.58
H33815	Furniture Dolly	15 x 15"	800	8	34.31
H33800	Furniture Dolly	18 x 30"	1,000	13	43.31

QUALITY HAND TRUCKS

48 Hours
to Ship

Heavy Duty Hand Trucks

- These durable, yet lightweight hand trucks are built to handle loads up to 600 lbs.
- The toe plate has a beveled edge for sliding under loads. FOB Shipping Point.

A) Steel Dual Handle...maximize control for different loads.
B) Aluminum Dual Handle...maximize control for different loads.

C) Steel "P" Handle...great to free up your other hand to open doors or handle material. Easy to steer and maneuver.

D) Heavy Duty Steel "P" Handle...great to free up your other hand to open doors or handle material. Easy to steer and maneuver. Handles loads up to 600 lbs.

E) Aluminum "P" Handle with Extended Nose Plate...lightweight, non-marking. Easy to steer. Features a steel nose plate.

F) Aluminum Convertible...works in both the vertical and horizontal positions. Easy to convert from hand truck to platform truck.

G) Steel Convertible...works in both the vertical and horizontal positions. Easy to convert from hand truck to platform truck.

H) Vending-Appliance Cart Ratchet...this Appliance and Vending Machine Cart is ideal for moving large, bulky, heavy appliances, and awkward loads. A strap and tension bar are included with this unit to hold the product in place while transporting up or down stairways, hills, or uneven surfaces. Great for moving and maneuvering vending machines throughout the workspace. (Not shown).

I) Steel Fork Hand Truck...The Vestil Steel Fork Hand Truck with adjustable forks is ideal for moving items on pallets. The adjustable forks also fold out of the way for compact storage. Perfect for commercial businesses, landscapers, nurseries and farmers. Fork Carriage width: 6 1/4" minimum to 18 1/2" max. Fork size: 3"W X 20"L. Forks are 2" level height off the floor.

J) Powered Stair Climber...Powered Stair Climber powered with electric lifting/lowering system is ideal to transport light to medium duty and awkward loads up and down stairs. Ideal for copiers, copy paper, filing cabinets, furniture and appliances. Stair climber handles the load up/down stairs and the operator only balances the load. Combined powered stair climber and hand truck that is light weight but lifts loads 10 times more than its own weight. Brake activates automatically when going down stairs. Ergo handle with easily accessible raise/lower switch. Folds down to approximately 31". Equipped with maintenance-free 48V/8.8 Ah light weight, high quality and easy to replace Lithium-ion battery. Built-in battery charger indicator. Durable aluminum alloy construction.



Ltr. No.	Product No.	Description	Cap. (lbs.)	Nose Plate W x D	Overall Size W x D x H	Wheel Style	Wt. (lbs.)	Price Ea.
A	HDHHT-500S-HR	Steel Dual Handle	500	13 3/4 x 6 1/2"	21 x 17 1/2 x 44 1/2"	10 x 2" hard rubber	40	\$119.99
A	HDHHT-500S	Steel Dual Handle	500	13 3/4 x 6 1/2"	22 1/2 x 17 1/2 x 44 1/2"	10 x 3 1/2" pneumatic	30	144.96
B	HDHHT-500A-HR	Alum. Dual Handle	500	18 x 7 1/2"	19 1/2 x 19 x 51 1/2"	10 1/2 x 2 1/2" hard rubber	36	249.91
B	HDHHT-500A	Alum. Dual Handle	500	14 x 7 1/2"	20 1/2 x 19 x 51 1/2"	10 1/2 x 3 1/2" pneumatic	25	208.99
B	HDHHT-500A-ANP	Alum. Dual Handle	500	14 x 7 1/2"	20 1/2 x 19 x 51 1/2"	10 1/2 x 3 1/2" pneumatic	25	209.85
C	HSPHT-500S-HR	Steel "P" Handle	500	13 3/4 x 7 1/2"	21 x 18 x 52"	10 x 2" hard rubber	33	145.85
C	HSPHT-500S	Steel "P" Handle	500	13 3/4 x 7 1/2"	21 x 18 x 52"	10 x 3 1/2" pneumatic	23	186.97
D	HSPHT-500S-HD-HR	Heavy Duty Steel "P"	600	20 x 5 1/2"	20 x 16 1/4 x 52"	10 x 2" hard rubber	43	194.91
D	HSPHT-500S-HD	Heavy Duty Steel "P"	600	20 x 5 1/2"	20 x 16 1/4 x 52"	10 x 3 1/2" pneumatic	32	173.89
E	HAPHT-500A-HR	Alum. "P" Handle with Extended Nose Plate	500/200	18 x 7 1/2"	18 1/2 x 18 1/2 x 52 1/2"	10 x 2" hard rubber	38	299.91
E	HAPHT-500A	Alum. "P" Handle with Extended Nose Plate	500/200	18 x 7 1/2"	20 1/2 x 18 1/2 x 52 1/2"	10 x 3 1/2" pneumatic	28	268.88
F	HCAHT-500	Alum. Convertible	500/650	18 x 7 1/2"	20 1/2 x 18 1/2 x 51 1/2"	10 x 3 1/2" pneumatic	42	369.85
G	HDSHT-500-PN	Steel Convertible	500/500	14 x 7"	20 x 17 x 48"	10 x 3 1/2" pneumatic	31	198.92
H	HAPPL-1200-66	Vending-Appliance Cart Ratchet 66"	1200	24 x 5"	24 x 17 x 66"	8 x 2" rubber	120	419.88
I	HSFHT-20-250	Steel Fork Hand Truck	250	3 x 20"	19 1/4 x 33 1/2 x 49 1/2"	10 x 3" hard rubber	63	620.89
J	HPDSC-350-62	Powered Stair Climber	350	3 x 20"	21 1/2 x 21 1/4 x 62 1/2"	10 x 3" solid PU	59	4,979.95

HPDSC-350-BATT Battery Pack for HPDSC-350 Powered Stair Climber, Wt. 6 (lbs.) Price Ea. \$711.95

HAND TRUCKS & PALLET MOVERS



12"D. Reinforced Nose Plate Hand Trucks

- Extra Large 12"D. x 14"W. Noseplate is guaranteed for 10 years.
- Made in the USA.
- In-stock – Quick Ship UPS service.

Large noseplate handles the biggest loads, and is reinforced to eliminate bending. Features 4 curved cross braces with center strap. Built for the most abusive industrial environments. Exclusive extra high stair glides add rigidity to frame. Tough powder coat finish. FOB Shipping Point.

Product No.	Frame Height	12"D. REINFORCED NOSE PLATE HAND TRUCK			Price Ea.
		Wheel Description	Cap. (lbs.)	Wt. (lbs.)	
A) CONTINUOUS BACK HANDLE TRUCK					
HT-200-10	47"	10 x 2¾" Solid Rubber	800	38	\$200.60
HT-200-10P	47"	10 x 3½" Full Pneumatic	800	36	224.78
HT-200-10FF	47"	10 x 3½" Flat Free Urethane	600	38	335.82
B) LOOP HANDLE TRUCK					
HT-240-10	49"	10 x 2¾" Solid Rubber	800	40	208.66
HT-240-10P	49"	10 x 3½" Full Pneumatic	800	38	232.84
HT-240-10FF	49"	10 x 3½" Flat Free Urethane	600	40	343.88
C) DUAL HANDLE					
HT-220-10	49"	10 x 2¾" Solid Rubber	800	39	207.76
HT-220-10P	49"	10 x 3½" Full Pneumatic	800	37	231.94
HT-220-10FF	49"	10 x 3½" Flat Free Urethane	600	39	342.99



B) Loop Handle Truck



A) Continuous Handle Truck



C) Dual Handle Truck

EXCLUSIVE BRACE BARS extend under the noseplate for extra strength.



Shovel Nose Hand Truck With Patented Foot Kick

- Large 1/4" thick noseplate is 13 1/2" long.
- Beveled leading edge for easier loading.
- Patented Foot Kick gives you extra leverage on heavy loads when starting.

Frame and extra-high stair glides are 1.05" 14ga. tubing for superior strength and durability. Tapered Nose is 16" wide at rear with wheel guards to keep big loads away from wheels. Tough powder coat finish with zinc plated axle. Made in the USA. FOB Shipping Point.



Continuous Handle Truck

Product No.	Frame Height	SHOVEL NOSE HAND TRUCK			Price Ea.
		Wheel Description	Cap. (lbs.)	Wt. (lbs.)	
CONTINUOUS BACK HANDLE TRUCK					
HTF-360-10	47"	10 x 2 3/4" Solid Rubber	800	49	\$255.22
HTF-360-10P	47"	10 x 3 1/2" Full Pneumatic	800	48	279.40
HTF-360-10FF	47"	10 x 3 3/4" Flat Free	800	48	391.34
LOOP HANDLE TRUCK					
HTF-364-10	49"	10 x 2 3/4" Solid Rubber	800	50	260.60
HTF-364-10P	49"	10 x 3 1/2" Full Pneumatic	800	49	285.67
HTF-364-10FF	49"	10 x 3 3/4" Flat Free	800	49	396.72
DUAL HANDLE					
HTF-362-10	49"	10 x 2 3/4" Solid Rubber	800	49	258.81
HTF-362-10P	49"	10 x 3 1/2" Full Pneumatic	800	48	283.88
HTF-362-10FF	49"	10 x 3 3/4" Flat Free	800	48	395.82

All-Welded Pallet Dolly

- Convenient, easy rolling, maneuverability for any pallet.

Has 4 swivel casters with non-marking 6" x 2" phenolic wheels and has a 3600-lbs capacity. Welded steel construction for durability and strength. Ships set up and ready for immediate use. Double Floor Lock option prevents unwanted movement. Available with 36" wide removable push bar handle. FOB Shipping Point.



HPD-4048-6PH

HPD-4048-6PH-2FL

Product No.	ALL-WELDED PALLET DOLLY WITHOUT FLOOR LOCKS		Wt. (lbs.)	Price Ea.
	Size W x L x H			
HPD-4048-6PH	40 x 48 x 9"	75		\$341.88
HPD-4248-6PH	42 x 48 x 9"	76		344.03
HPD-4848-6PH	48 x 48 x 9"	77		350.43
WITH FLOOR LOCKS				
HPD-4048-6PH-2FL	40 x 48 x 9"	85		\$430.88
HPD-4248-6PH-2FL	42 x 48 x 9"	86		433.01
HPD-4848-6PH-2FL	48 x 48 x 9"	87		439.42
DOLLY WITH HANDLE				
HPDH-4048-6PH	40 x 48 x 9"	87		\$464.55
HPDH-4248-6PH	42 x 48 x 9"	88		466.69
HPDH-4848-6PH	48 x 48 x 9"	89		472.43
DOLLY WITH HANDLE & FLOOR LOCKS				
HPDH-4048-6PH-2FL	40 x 48 x 9"	97		\$556.21
HPDH-4248-6PH-2FL	42 x 48 x 9"	98		555.69
HPDH-4848-6PH-2FL	48 x 48 x 9"	99		561.42

Adjustable Height Ergonomic Mobile Pallet Stand

- 3600 lbs. capacity.

Skid-sized deck is raised to a comfortable work height to lessen bending and back strain. Platform height is adjustable between 24" and 34" in 2" increments to optimize ergonomic height for bending and lifting. Rolls smoothly on 6" swivel casters with phenolic wheels. Dual floor locks keep unit in place when loading and unloading. Available with a 12 gauge solid or open deck. All-welded steel construction. Powder coated for durability. Ships fully assembled. FOB Shipping Point.

ADJUSTABLE HEIGHT ERGONOMIC MOBILE PALLET STAND						
SOLID DECK			OPEN DECK			
Size W x L	Product No.	Wt. (lbs.)	Price Ea.	Product No.	Wt. (lbs.)	Price Ea.
40 x 48"	HPDSE4048-6PH2FL	157	\$730.37	HPDE-4048-6PH2FL	107	\$656.42
42 x 48"	HPDSE4248-6PH2FL	163	739.31	HPDE-4248-6PH2FL	109	666.27
48 x 48"	HPDSE4848-6PH2FL	173	766.10	HPDE-4848-6PH2FL	114	677.91



HPDE-4848-6PH2FL

APPLIANCE & VENDING MACHINE TRUCKS

WESCO
Industrial Products, LLC

Heavy Duty Vending Trucks

- 1,800 lb. capacity.
- Wheel lock feature standard.

Constructed of heavy duty 1" diameter steel tubing. Front wheels have wheel locks to allow truck to be placed in upright position without the danger of the truck rolling away from operator. In transport position. Frame has 10" x 2" poly hub wheels with two 5" poly hub moldon rubber front wheels. Rear main wheel design allows truck to be tilted back to clear doorways. Available in 72" and 78" heights. Two webbed cargo belts with auto-rewind ratchet or eccentric tighteners for maximum load security. Noseplate measures 9 x 24 x 1/4" thick. FOB Shipping Point.

Product No.	Cap. (lbs.)	HEAVY DUTY VENDING TRUCKS Ratchet System	Tightening Belt	Size Ht.	Wt. (lbs.)	Price Ea.
HHDSV-72	1,800	Auto Rewind	2 pc. w/clasp	72"	126	\$1,186.44
HHDSV-78	1,800	Auto Rewind	2 pc. w/clasp	78"	129	1,169.88



HHDSV-72

Steel and aluminum surcharges may apply.



HWRV-MAX-72



Heavy Duty Auto Rewind Ratchet Appliance Truck with Swivel Casters

- 1,800 lb. capacity.
- Fingertip rear wheel carriage release lever.

Constructed of heavy duty 1" diameter steel tubing. Dynamic fulcrum system – fulcrum point changes as truck is tilted to decrease break-over effort. Conveniently located lever releases rear carriage and activates dynamic fulcrum system. 10" x 2" poly hub, moldon rubber main wheels, 6" rear swivel casters. Folding rear carriage allows truck to be used in 2-wheel or 4-wheel mode. Available in 72" and 78" heights. 2 webbed cargo belts with auto-rewind ratchet tighteners for maximum load security. Noseplate measures 5 x 24 x 1/4" thick. FOB Shipping Point.

HEAVY DUTY AUTO REWIND RATCHET APPLIANCE TRUCK WITH SWIVEL CASTERS					
Product No.	Cap. (lbs.)	Tightening Belt	Size Ht.	Wt. (lbs.)	Price Ea.
HWRV-MAX-72	1,800	2 pc. w/clasp	72"	120	\$1,350.24
HWRV-MAX-78	1,800	2 pc. w/clasp	78"	130	1,453.99



HAVT-61



HAAP-61



HAAP-612

Aluminum Appliance & Vending Trucks, High Quality, Full Welded Frame

- Trucks reduce the strain of balancing the cargo over long distances.

Lightweight aluminum frame with auto rewind ratchet. HAAP-612 has double ratchet design for greater cargo security. HAVT-61 has four wheel kick-out design with 2 x 1" casters to support heavy loads and help reduce the strain of balancing the cargo over long distances. Overall size is 24"W x 12"D x 61"H. FOB Shipping Point.

ECONOMICAL ALUMINUM APPLIANCE & VENDING TRUCKS					
Product No.	Cap. (lbs.)	Wheels	Tightening Belt	Wt. (lbs.)	Price Ea.
HAAP-61	550	6 x 2"	2 pc. w/clasp	41	\$415.56
HAAP-612	550	6 x 2"	Double 2 pc. w/clasp	43	520.51
HAVT-61	550	6 x 2"	2 pc. w/clasp	50	464.59

Steel Appliance Truck

- Move heavy appliances easily.
- All joints double welded for maximum durability.

Rugged tubular steel construction stands up to hard work. Rolls smoothly on aluminum center moldon rubber wheels. FOB Shipping Point.



HWRC



HWRV-66

Steel Vending Machine Trucks

- Retractable moldon rubber casters help support loads.
- Improved kick-out design allows operator to kick-out wheels while keeping both hands on the truck.

Rolls on heavy duty 8" cast iron center moldon rubber wheels with roller bearings. FOB Shipping Point.

STEEL APPLIANCE TRUCKS							
Product No.	Cap. (lbs.)	Wheels	Ratchet System	Tightening Belt	Size W x H	Wt. (lbs.)	Price Ea.
HWRC	750	6"	Auto Rewind	2 pc. w/clasp	24 x 59"	52	\$403.91
HWRC-EC	750	6"	Manual	1 piece	24 x 59"	52	398.13
STEEL VENDING MACHINE TRUCKS							
HWRV-60-EC	1200	8"	Manual	1 pc.	24 x 60"	83	573.89
HWRV-60	1200	8"	Auto Rewind	2 pc. w/clasp	24 x 60"	83	559.61
HWRV-66-EC	1200	8"	Manual	1 pc.	24 x 66"	86	598.70
HWRV-66	1200	8"	Auto Rewind	2 pc. w/clasp	24 x 66"	86	576.26
HWRV-72-EC	1200	8"	Manual	1 pc.	24 x 72"	95	596.77
HWRV-72	1200	8"	Auto Rewind	2 pc. w/clasp	24 x 72"	95	613.87

CLIMBING HAND TRUCKS

WESCO®
Industrial Products, LLC

Power LiftKar HD Stairclimbing Trucks

• 725 lb. high capacity models.

This truck features an innovative edge-of-step braking system that automatically applies brake when wheels are at edge of step helping to prevent loss of load control caused by accidental rolling down steps. 24V quick-change battery pack. Includes battery, charger and a 137" x 2" cargo belt. Noseplate measures 21"W x 7 1/4"D. -- call for additional noseplate sizes. Two climbing speeds: 6 steps/minute or 10 steps/minute. Optional Snap-on toe plate equipped with four dual casters provides additional cargo space and the ability to move loads without tilting truck. FOB Shipping Point.

Uni...Straight frame.

Fold...upper handle angle can be adjusted. Best for copiers, safes, heavy motors or any short and heavy load which would require the user to pull the load back to a very low position for proper balance.

Extended Fold...same advantage as Fold but with an extra 7" in height and fold-out wheel carriage.

POWER LIFTKAR HD STAIRCLIMBING TRUCKS				
Product No.	Description	Overall Size W x H x D	Wt. (lbs.)	Price Ea.
H274100	Uni	22 x 63 x 19"	96	\$6,935.18
H274101	Fold	22 x 47/63 x 19"	97	7,293.60
H274238	Extended Fold	22 x 53.5/70 x 21.3"	105	9,310.73

H274103 Optional Snap-on toe plate (24"W. x 14"D.) Wt. 12 (lbs). Price Ea \$579.83

H274116 Battery Pack fits all LiftKar models. Wt. 9.5 (lbs). Price Ea \$338.79



Power LiftKar SAL Stairclimbing Trucks

• Climbs up to 48 steps per minute.

Dual speed control on all models to fit your application. Quick change battery and charger included. Pivoting and fixed handle configurations available to handle a wide variety of cargo. All models include charger, battery and 56" cargo strap. 1 year warranty on parts against defects in materials and workmanship, 6 month warranty on battery. FOB Shipping Point.

POWER LIFTKAR SAL STAIRCLIMBING TRUCKS						
Product No.	Frame	Cap. (lbs.)	Wheel Type	Steps Per Minute	Wt. (lbs.)	Price Ea.
WITH G GROOVED TOE PLATE 16.5"W x 13.4"D						
H274241	Fold 300	300	Pneumatic	35	46.8	\$4,721.51
H274242	Ergo 240	240	Pneumatic	48	47.3	4,363.03
H274243	Ergo 375	375	Microcellular	29	47.3	4,888.86
H274244	Uni 375	375	Microcellular	29	46.4	4,782.38
WITH GS-NG SMOOTH TOE PLATE 18.74"W x 9.4"D						
H274252	Fold 300	300	Pneumatic	35	46.3	4,738.84
H274253	Ergo 240	240	Pneumatic	48	46.8	4,356.00
H274254	Ergo 375	375	Microcellular	29	46.8	4,881.83
H274255	Uni 375	375	Microcellular	29	45.9	4,774.73

H274116 Battery Pack fits all LiftKar models. Wt. 9.5 (lbs). Price Ea \$338.79



Spartan III Hand Truck

• Value priced truck.

• Aluminum construction.

This truck has 3 positions: Vertical - 2 wheel, 45° - 4 wheel and 4 wheel Platform. 500 lb. capacity when used in 2 wheel and 45° - 4 wheel positions and 750 lb. capacity when used as a 4 wheel platform truck. Cast aluminum noseplate 18" x 7 1/2". Recessed folding nose extension 7 1/2"W. x 27"L. Handle height 48". FOB Shipping Point.

SPARTAN III HAND TRUCK				
Product No.	Frame Bed W x L	Wheel	Caster Size	Wt. (lbs.)
H270391	12 x 51"	10 x 3 1/2" Pneumatic	5" x 1.25" Swivel	42

Steel and aluminum surcharges may apply.

Wesco® 4-Wheel Nose Truck

• Rear caster allows small diameter turns in tight areas.

5 Year Frame Warranty. Combination 2 handle and utility bar handle for maximum handling flexibility. Distribution of load over 4 wheels improves load control. All wheels have ball bearings. Overall size 47.5"H. x 20.5"W. 8"D. nose plate. 800 lb. load capacity. Front wheels are 10" x 2.75" Semi-Pneumatic. Rear wheels are 4" x 1.25" Poly/swivel casters. FOB Shipping Point. H186-ZC Wt. 53 (lbs.) Price Ea. \$312.17



Wesco® Heavy-Duty Shovel Nose Trucks

• Built to handle loads up to 900 lbs.

5 Year Frame Warranty. Made of 1" heavy-duty sch-40 pipe frame. Features easy grip continuous handle frame for safe handling of heavy loads. 12" pneumatic wheels are ideal for outdoor construction sites. Shovel noseplate measures 13"D. x 17.5"W -- .25" thick, tapered. Includes wheel guards. 3/4" axle. FOB Shipping Point.



HEAVY-DUTY SHOVEL NOSE TRUCK				
Product No.	Overall Size W x H	Cap. (lbs.)	Caster Size	Wt. (lbs.)
HST2-HB	20.5 x 53"	900	8 x 2" Cast Iron Moldon Rubber	59.5
HST2-P12	20.5 x 53"	800	12" Pneumatic	61

Price Ea.
\$355.63
457.84

ALUMINUM HAND TRUCKS



Cobra Aluminum Convertible Hand Trucks

- Use as a hand truck or a platform truck.
- Tough, durable and lightweight aluminum construction.

Smooth and easy transition from the 2 to 4 wheeled position. Features 18"W. noseplate for large load handling, 4 rivets per cross brace for extra strength. Welded release pedal. Platform casters are non-marking 5" x 1.25" swivel. Ships KD. FOB Shipping Point.

Cobra Jr... Features dual hand grips for improved control. Includes 3 frame cross braces to help prevent package fall through.

Cobra Sr... Continuous handle allows multiple ways to control loads. 4 frame cross braces to help prevent package fall through.

Spartan Economy 2 In 1 Truck... Foot pedal release allows easy conversion from 2-wheel to 4-wheel position. 18"W. noseplate for large, bulky loads. Shipped KD in a box.

Spartan Jr... Includes 3 frame cross braces to help prevent package fall through.

Spartan Sr... Includes 5 frame cross braces to help prevent package fall through.

COBRA ALUMINUM CONVERTIBLE HAND TRUCKS						
Product No.	Wt. Cap. (lbs.) 2 Wheels/4 Wheels	Wheel Description COBRA JR.	Frame Bed W x H	Wt. (lbs.)	Price Ea.	
HCBR-JR-T18-PWT	600/1200	10 x 3.5" Pneumatic	12 x 38"	39	\$483.76	
HCBR-JR-T18-Z	600/1200	10 x 2.75" Semi-Pneumatic	12 x 38"	44	481.57	
HCBR-JR-T18-Z2	600/1200	10 x 2.75" Solid Rubber	12 x 38"	43	478.23	
COBRA SR.						
HCBR-SR-T18-PWT	600/1200	10 x 3.5" Pneumatic	12 x 50.75"	43	504.46	
HCBR-SR-T18-Z	600/1200	10 x 2.75" Semi-Pneumatic	12 x 50.75"	47.0	491.79	
HCBR-SR-T18-Z2	600/1200	10 x 2.75" Solid Rubber	12 x 50.75"	46.0	492.69	
SPARTAN – IMPORTED						
HSPTN-JR-T18-PE	500/1000	10" Full Pneumatic	12 x 38	37.5	308.13	
HSPTN-SR-T18-PE	500/1000	10" Full Pneumatic	12 x 50.75	41	318.80	

Cobra-Lite Aluminum Hand Truck

- Quality light weight truck at an economical price.
- All aluminum construction for durable use.
- Ships KD and boxed. FOB Shipping Point.

COBRA-LITE ALUMINUM HAND TRUCKS						
Ltr. No.	Product No.	Cap. (lbs.)	Wheel Description	Size W x H	Wt. (lbs.)	Price Ea.
A	H410-T14-R3	500	8 x 1.625" Moldon Rubber	18 x 49"	19.5	\$205.14
B	H420-T14-P	500	10 x 3.5" Pneumatic	18 x 52"	21	220.70
C	H450-T14-R3	500	8 x 1.625" Moldon Rubber	18 x 49"	21	213.37
D	H470-T14-P	500	10 x 3.5" Pneumatic	18 x 52"	22.5	235.29
E	H450-T14-P	600	10 x 3.5" Pneumatic	18 x 49"	23	227.83

COBRA-LITE OPTIONS

Frame Extension

Folding Nose Extension

COBRA-LITE OPTIONS			
Product No.	Description	Wt. (lbs.)	Price Ea.
H220351	Stair Climbers w/nylon glides	6	\$86.34
H220346	20"L. Folding Nose Plate	4	179.56
H220343	30"L. Folding Nose Plate	5	145.67
H220080	52" Top Frame Extension	2	90.64
H220081	60" Top Frame Extension	2	120.73



A) Continuous Handle

B) High Back Pin Handle w/Vinyl Grip

C) Twin Handle Style w/Vinyl Grips

D) High Back Loop Handle

E) Twin Handle Style w/ Pneumatic Wheels

Aluminum or steel surcharges may apply.

Superlite Folding Truck

- Great for travel, office, sports and other recreational activities.
- Lightweight aluminum or steel construction.

Features easy push button operation for quick set up. Pull down the noseplate and the wheels move into position. Space saving folding design - fits into small storage spaces or car trunks. Elastic straps for securing load. Rolls on non-marking shock absorbing rubber tread tires. Mini Mover fits into overhead airline compartments. FOB Shipping Point.



Mega Mover


Maxi Mover

Superlite

Mini Mover

SUPERLITE FOLDING TRUCKS							
Product No.	Description	Cap. (lbs.)	Extended Size H x W x D	Folded Size H x W x D	Nose Plate W x D	Wheel Size	Wt. (lbs.) Price Ea.
H220646	Mini Mover - Alum.	110	41 x 15.5 x 17.5"	24 x 15.25 x 2"	15 x 12.5"	5 x 1.25"	7.25 \$101.96
H220617	Superlite - Alum.	175	42 x 19 x 19"	29.5 x 19 x 2"	19 x 12"	7 x 1.5"	8.4 156.03
H220649	Maxi Mover - Steel	250	42 x 19 x 19"	29.5 x 19 x 2"	19 x 12"	7 x 1.5"	12 164.26
H220650	Mega Mover - Alum.	550	47 x 26.5 x 25.5"	34 x 23.5 x 4.75"	23.5 x 18"	8 x 2.5"	28.5 373.89

HAND TRUCKS



GEMINI® Convertible Hand Trucks

- 2-in-1 truck converts from 2 to 4 wheels in seconds.
- Strong, lightweight construction reduces user fatigue.
- High capacities reduce the number of trips per day, increasing productivity and maximizing efficiencies.
- All models include 5" polyurethane casters.
- 18" x 7½" die cast aluminum nose with reinforced material in high-stress areas to prevent breakage from heavy loads.
- 500 lbs. load capacity as a hand truck, 1,000 lbs. capacity as a platform truck.
- The Magliner HGMK16UA4 features 4-ply pneumatic wheels, a 51" hand truck height and 47½" length as a platform truck.
- The Magliner HGMA81UA4 features 4-ply pneumatic wheels, a 61" hand truck height and 55½" length as a platform truck.
- All models ship KD in a box; assembly required.
- Maintenance free solid rubber wheels are featured on HGMK16UAE and HGMK81UAE models.

FOB Shipping Point.

Gemini Options

GEMINI OPTIONS			
Product No.	Description	Wt. (lbs.)	Price Ea.
H301644	Aluminum Detachable Deck for Gemini Jr	5.5	\$110.17
H301645	Aluminum Detachable Deck for Gemini Sr	6.5	120.08

Interlocking Solid Rubber Wheel



HGMK16UAE & HGMK81UAE

Gemini Detachable Plate

- Snaps in place quickly and removes easily.
- Great for carrying small packages.
- Formed from strong embossed aluminum.
- Stays securely in place.



Magliner Standard Hand Trucks




- These 2-wheel hand trucks are lightweight with a 500 lbs. load capacity.
- Great for general purpose use.
- High strength aircraft grade aluminum.
- Ships KD in a Box; assembly required.

FOB Shipping Point.

MAGLINER STANDARD HAND TRUCKS				
Product No.	Wt. Cap. (lbs.)	Wheel Description	Size W x H	Wt. (lbs.)
HHMK116UA4	500	10" x 3½" 4-ply Pneumatic	21 x 48"	28
HHMK15UA4	500	10" x 3½" 4-ply Pneumatic	21 x 52"	28
HHMK111AA1	500	8" x 1½" Mold-on Rubber	17½ x 48"	28
HHMK119UAC	500	10" x 3½" Microcellular Foam	20½ x 48"	28
				Price Ea.
				\$245.81
				264.27
				219.35
				268.55

Hand Truck Options



HAND TRUCK OPTIONS			
Product No.	Description	Wt. (lbs.)	Price Ea.
H86006	C5 Stair Climber Kit	2.5	\$47.17
H301025*	20" Folding Nose	2.5	64.43
H301026*	30" Folding Nose	4.0	72.92
H40050F	55" Aluminum Hi-U Hand Truck Frame Extension	2.0	32.74
H40010F	60" Aluminum Hi-U Hand Truck Frame Extension	2.0	34.91

*Folding noses have a 300 lbs. load capacity.

MOTORIZED TRUCKS



HCLK170EGS4

HCLK140EGS4

Powered Stair-Climber

- Lightweight aluminum construction and ergonomic design promote proper posture and reduce awkward movements by operator.
- Takes only 1.5 hours to charge a totally discharged battery to 90%.
- Sliding clutch and electronic overload protection.
- Reduces force needed to move loads up and down stairs.
- Dual speed control.
- Power assist in climbing and descending modes.

FOB Shipping Point.

POWERED STAIR-CLIMBER								
Product No.	Cap. (lbs.)	Overall Size H x W x D	Max speed (steps per min.)	Max Step Ht.	Battery Cap. w/Max Load	Battery Cap. w/Half-load	Wt. (lbs.)	Price Ea.
HCLK170EGS4	375	62 x 19 x 18"	29	8"	220 steps	300 steps	35	\$4,332.66
HCLK140EGS4	300	62 x 19 x 18"	35	8"	220 steps	300 steps	35	4,244.05

Heavy Duty Powered Stair-Climber

- Lightweight aluminum construction and ergonomic design promote proper posture and reduce awkward movements by operator.
- Takes only 1.5 hours to charge a totally discharged battery to 90%.
- Power assist in climbing and descending modes.
- Equipped with two ascent speed settings, and single-step and continuous-step modes.
- Choose universal design or folding handle.
- Step edge brake system guarantees the highest level of safety.
- Model includes 2" x 138" heavy duty containment strap.

FOB Shipping Point.



HHDL360U

HHDL360F

HEAVY DUTY POWERED STAIR-CLIMBER								
Product No.	Cap. (lbs.)	Overall Size H x W x D	Max Speed (steps per min.)	Max Step Height	Battery Cap. w/Max Load	Battery Cap. w/Half Load	Wt. (lbs.)	Price Ea.
HHDL360U	725	63 x 22 x 19"	10	8"	120 Steps	220 Steps	75	\$4,755.56
HHDL360F	725	47 x 22 x 19" Folded 70 x 22 x 19" Unfolded	10	8"	120 Steps	220 Steps	77	5,800.00



HMBT1621

Motorized U-Boat

- Handles measure 48.5" from top of deck.
- 9" x 3.5" Solid pneumatic drive wheels.
- 6" x 2" Casters.

FOB Shipping Point.

MOTORIZED U-BOAT								
Product No.	Deck Size W x L	Cap. (lbs.)	Speed (fwd & rev)	Voltage	Range continuous/ intermittent	Recharge Time	Wt. (lbs.)	Price Ea.
HMBT1621	18 x 60"	1000	0-3 mph variable	24 Volts DC	6-9 hours	4-8 hours	145	\$2,565.79



Powered Stair Climber Accessories

- For use with Powered Stair-Climbers and Heavy Duty Powered Stair-Climbers.



Battery securing clip holds the battery firmly in place.

In-transit DC battery charger conveniently charges using the vehicle's lighter.




POWERED STAIR CLIMBER ACCESSORIES			
Product No.	Description	Wt. (lbs.)	Price Ea.
H930145	Battery Clip Kit	0.5	\$74.41
H930140	Battery Clip Only	0.5	64.56
H930114	DC Battery Charger	2	379.85

Motorized U-Boat Options



Containment curtain securely holds product in place during transport.



The 3,000 pound capacity curb ramp has a 9" height range. The twin-tooth deck design offers a 26" usable width that provides traction in either direction

MOTORIZED U-BOAT OPTIONS			
Product No.	Description	Wt. (lbs.)	Price Ea.
H306020	Containment Curtain	4	\$123.38
HRDCR	Curb Ramp	43	383.12

PLATFORM TRUCKS

WESCO®
Industrial Products, LLC



Aluminum Tread Platform Trucks

- Non-marking gray corner bumpers.

Structural capacity of any size platform not to exceed 2400 lbs. for Commercial Quality and 1200 lbs. for Light Duty. Platforms and casters sold separately. Casters determine capacity. Each caster set includes 2 rigid and 2 swivel casters. One handle included, extra handles available. FOB Shipping Point.

ALUMINUM TREAD PLATFORM TRUCKS						
COMMERCIAL				LIGHT DUTY		
Size W x L	Product No.	Wt. (lbs.)	Price. Ea.	Product No.	Wt. (lbs.)	Price Ea.
24 x 36"	H273601	28	\$325.03	H273605	19	\$413.40
24 x 48"	H273602	36	412.03	H273606	23	385.44
30 x 48"	H273603	43	478.75	H273607	28	345.31
30 x 60"	H273604	53	570.84	H273608	34	666.00

EXTRA PUSH HANDLE FOR COMMERCIAL PLATFORM			
Product No.	Fits Truck Width	Wt. (lbs.)	Price Ea.
H273609	24"	5	\$36.48
H273610	30"	6	38.83
EXTRA PUSH HANDLE FOR LIGHT DUTY PLATFORM			
Product No.	Fits Truck Width	Wt. (lbs.)	Price Ea.
H273614	24"	5	\$32.95
H273615	30"	6	35.76

CASTER SETS -- 2 SWIVEL, 2 RIGID					
Product No.	Caster Size	Caster Description	Cap. (lbs.) Set	Wt. (lbs.) Set	Price Set
H273612	6 x 2"	Moldon Rubber Aluminum Hub	2000	26	\$108.60
H273613	8 x 2"	Moldon Rubber Aluminum Hub	2400	28	139.68
H272194	8 x 2.5"	Full Pneumatic Steel Plate Hub	1600	28	131.47
H272195	10 x 3.5"	Full Pneumatic Steel Plate Hub	2500	37	131.79

Actual capacity of assembled platform is dependent upon caster capacity and should never exceed the platform's structural capacity.

Wesco® Steel Platform Trucks

- Features heavy-duty 12 ga. steel reinforced welded construction.

Rugged steel construction handles loads up to 4,000 lbs., depending on caster selection. Casters sold separately. Accepts both standard corner or diamond mount pattern. Corner sockets at both ends allow handles (One handle included) to be used at either or both ends – extra handles available. FOB Shipping Point.

STEEL PLATFORM TRUCKS (CASTERS SOLD SEPARATELY)				
Product No.	Size L x W	Cap. (lbs.)	Wt. (lbs.)	Price Ea.
H272266	36 x 24"	4000	54	\$239.27
H272267	48 x 24"	4000	65	328.19
H272268	54 x 27"	4000	82	329.01
H272269	48 x 30"	4000	115	414.13
H272270	60 x 30"	4000	132	510.63
H272271	60 x 36"	4000	111	424.49
H272272	72 x 36"	4000	127	553.31



CASTERS SETS -- 2 SWIVEL, 2 RIGID					
Product No.	Size	Caster Description	Cap. (lbs.) Set*	Wt. (lbs.) Set	Price Ea.
H272191	6 x 1.375"	Polyolefin	1600	25	\$55.10
H272192	8 x 2"	Polyolefin	2500	31	99.46
H272193	8 x 2"	Moldon Polyurethane on cast iron hub	4000	38	121.37
H272194	8 x 2.5"	Full Pneumatic	1600	28	131.47
H272195	10 x 3.5"	Full Pneumatic	2500	37	131.79
H272201	5 x 2"	Moldon Rubber on cast iron hub	1600	32	91.29
H272202	6 x 2"	Moldon Rubber on cast iron hub	1800	35	97.40
H272203	8 x 2"	Moldon Rubber on cast iron hub	2200	40	113.53

*Actual capacity of assembled truck is dependent upon caster capacity, not platform capacity.

EXTRA PUSH HANDLE			
Product No.	Fits Truck Width	Wt. (lbs.)	Price Ea.
H272197	24"	15	\$30.03
H272198	27"	16	27.90
H272199	30"	17	29.00
H272200	36"	19	32.73

**Steel and
aluminum
surcharges
may
apply.**

Economy Steel Platform Truck

Built for easy handling and value. Ships complete with platform, handle and 4 – 5" x 1.25" casters. Handles loads up to 750 lbs. Deck size 42"L. x 24"D. FOB Shipping Point.

H272265 Wt. 74 (lbs.) Price Ea. \$228.60



Polypropylene Service Carts

- Heavy-duty construction resists chips, dents, and rust.

This line of high quality, low priced, polypropylene service carts are available in two sizes with an optional third shelf. 550 lb capacity. Push handle has compartments to accommodate a variety of tools, labels, small parts and more. Includes 5" non-marking casters. Ships KD in box. FOB Shipping Point.



H270433



H270434 shown with
Optional Middle Shelf

POLYPROPYLENE SERVICE CARTS			
Product No.	Description	Wt. (lbs.)	Price Ea.
H270433	30 x 16" 2-shelf Truck	37	\$181.10
H270453	30 x 16" Middle Shelf	10	55.54
H270434	36 x 24" 2-shelf Truck	50	255.21
H270454	36 x 24" Middle Shelf	15	86.40

Steel Folding Handle Trucks

Fold down handle for easy, space saving storage. Protective vinyl perimeter bumpers won't scratch walls or furniture. Non-skid heavy vinyl deck surface. Enameled finish. FOB Shipping Point.



STEEL FOLDING HANDLE TRUCKS					
Product No.	Deck Size W x L	Cap. (lbs.)	Caster Size	Wt. (lbs.)	Price Ea.
H272019	19 x 29"	400	4" Rubber	28	\$181.16
H272238	19 x 29"	275	4" Rubber	24	116.74
H272035	23 x 35"	600	5" Rubber	47	315.97
H272239	23 x 35"	400	5" Rubber	41	311.86
H272235	23 x 35"	600	8" Pneumatic	69	431.23

Castors are 2 swivel, 2 rigid.

Telescoping/Folding Aluminum Truck

Anti-impact, non skid polypropylene and aluminum deck. Deck extends from 21" to 29½" with push button, for quick conversion. Non-marking 4" mold-on rubber casters, 2 swivel and 2 rigid. Sponge rubber coated handle. FOB Shipping Point.

TELESCOPING/FOLDING ALUMINUM TRUCK					
Product No.	Retracted Size	Extended Size	Cap. (lbs.)	Wt. (lbs.)	Price Ea.
H272048	17½ x 21"	17½ x 29½"	330	19	\$238.44

Boxed and UPS shippable.



H272048 Shown
Folded Down

LIFTING EQUIPMENT

Giant Move

Plastic Service Carts

• 550 lb. capacity.

Manufactured from Heavy Duty plastic. Round corners to prevent wall damage and has storage in the handle. Lip-Up, Gray in color: Lip-Down, Black. Both with 5" non-marking casters, 2 swivel, 2 rigid. 4" deep shelves. FOB Shipping Point.



Top Shelf Up

Product No.	PLASTIC SERVICE CARTS		Wt. (lbs.)	Price Ea.
	Size L x W x H			
HAK-H252	31 x 17 x 33"	TOP SHELF UP	36	\$160.29
HAK-H252A	37 x 26 x 33"		51	182.67
HAK-L252-2	44 x 25 x 32"	TOP SHELF DOWN	70	215.81

Curb Ramp

Traverse uneven surfaces with formed Aluminum Diamond plate ramp. 1" side rails prevent "Roll Off". Integrated handle for easy movement. FOB Shipping Point.



Product No.	Cap. (lbs.)	CURB RAMP Deck Size W x L	Wt. (lbs.)	Price Ea.
HME-T365	900	24 x 26"	16	\$109.25


Drum Dollies

• Replaceable 3" Hard Rubber casters.

Versatile, smooth rolling dolly of All Welded Steel or Heavy Duty Molded Plastic construction. Both resist water, oil and impact. Plastic unit also resists most chemicals. FOB Shipping Point.



HCB-H20



HCB-Q10

Product No.	Cap. (lbs.)	DRUM DOLLIES		Wt. (lbs.)	Price Ea.
		Material Type	Drum Size		
HCB-H20	900	Steel	55 gal.	20	\$87.76
HCB-Q10	1000	Plastic	30/55 gal.	16	101.05

Hydraulic Furniture/Equipment Mover

A cost-effective method to move heavy or oversized items. Sold in pairs with 2" x 16" Ratchet Strap to provide load stability. 6" x 2" Polyurethane wheels provide for better floor protection. FOB Shipping Point.



Product No.	Cap. (lbs.)	Overall Size L x W x H	Lift Ht.	Wt. (lbs.)	Price Ea.
HAB-A180	4000	27 x 17 x 40"	4"	176/PR	\$662.69

Electric Work Postioner

Ergonomic, highly maneuverable, battery operated portable lift designed to take away the strain of lifting from the ground to over the shoulder. Ideal for narrow aisles and confined spaces. Hinged platform size 19" wide by 24" deep. FOB Shipping Point.



Product No.	Cap. (lbs.)	Overall Size L x W x H	Lift Ht.	Amp Hrs/Volts	Wt. (lbs.)	Price Ea.
HME-B15	330	34 x 24 x 70"	Max. 59"/Min. 5"	12/24	139	\$1,381.77

Forklift Jack

• 2 position lift pad.

Ruggedly constructed 8" wide jack for forklift repair. Specially designed hydraulic pump allows high capacity. Overload valve provides protection and safety. Compact size gives extra low pick up point. 2 position pad for hard to reach places with removable handle. Meets ANSI Standards. FOB Shipping Point.



Product No.	Cap. (lbs.)	FORKLIFT JACKS Lift Ht. Min/Max	Wt. (lbs.)	Price Ea.
HLF-B40	8800	2 1/2"/16"	77	\$581.03



Pallet Trucks

• 5500 lb. capacity.

Polyurethane Steer Wheels and Load Rollers. 210 degree turning radius. 2 years pump warranty. FOB Shipping Point.

Product No.	Fork Size W x L	PALLET TRUCKS Lowered Height	Wt. (lbs.)	Price Ea.
HMB-P255	21 x 48"	2.95"	169	\$399.92
HMB-P25L	27 x 48"	2.95"	171	399.92



Scale Pallet Truck

• 5500 lb. capacity.

Quick and inexpensive solution to determine pallet weight. 4 Load cells offer accuracy to 0.5%. FOB Shipping Point.

Surcharge may apply.

Product No.	Fork Size W x L	SCALE PALLET TRUCK Lowered Height	Wt. (lbs.)	Price Ea.
HWA-Q25L	27 x 48"	3.00"	209	\$1,365.79

Mobile Lift Tables

Heavy Duty construction throughout the range of sizes. Hydraulic system increases safety and protects products with "step less" rate of lowering. 2 swivel and 2 rigid polyurethane wheel casters. Unit conforms to EN1570-1999 standards. FOB Shipping Point.



Product No.	Cap. (lbs.)	MOBILE LIFT TABLES		Wt. (lbs.)	Price Ea.
		Table Size W x L	Table Height Min/Max		
HMH-D25	550	20 x 32"	12"/36"	172	\$602.33
HMH-D50	1100	20 x 40"	17"/39"	260	714.55
HMH-D100	2200	20 x 40"	18"/37"	305	784.76
Product No.	Cap. (lbs.)	DOUBLE SCISSOR LIFT		Wt. (lbs.)	Price Ea.
		Table Size W x L	Table Height Min/Max		
HMH-E50	1100	20 x 40"	19"/56"	360	906.55

Corner Movers

• Easy movement.

Used for moving in close quarters or "odd" shaped items. Constructed of "Pressed Steel" with the surface covered with "Ribbed Rubber" to prevent slippage. Three casters each piece for easy movement. 4 pieces per set. FOB Shipping Point.



Product No.	Cap. (lbs.)	Size W x D x H	Lift Ht.	Wt. (lbs.)	Price Per Set of 4
HAB-D150	330/set	10.2 x 10.2 x 3.3"	3.3"	20/set	\$160.29

Stainless Steel Service Cart

• Easy movement.

Cart made of 14 gauge, 304 Stainless Steel, 2 shelves, shipped KD. Upper shelf, 3 sided, Lip-up. Lower shelf can be assembled Lip-up or Lip-down. 4 Swivel casters, Gray wheels, 2 with brakes. FOB Shipping Point.



Product No.	Cap. (lbs.)	Size W x D x H	Wt. (lbs.)	Price Ea.
HAC-F182	220	16 x 24 x 34"	20	\$345.27

ALUMINUM PICKING & STORAGE SOLUTIONS

Lifetime guarantee against rust and corrosion and a five-year guarantee against workmanship and material defects.

NEWAGE INDUSTRIAL
Material Handling



Ladder Carts

- Extended push handle saves on shin injury.
- Continuous grip handle with extended reach top bar.
- All welded tube base frame.

Heavy duty ladder cart for warehouse, stockroom, and shipping. Designed to hold up to 800 lb. capacity. Cart comes with 5" casters, 2 swivel and 2 rigid. Top shelf is 38"L. x 22"W. x 69½"H. FOB Shipping Point.

LADDER CARTS					
Product No.	Shelf Type	No. of Shelves	Shelf Clearance	Wt. (lbs.)	Price Ea.
H99640	Flat Top	2	21¾"	113	POR
H99555	Flat Top	3	13¾"	120	POR
H50060	Lips All Sides	2	27¾"	113	POR
H50061	Lips All Sides	3	12¾"	120	POR



Order Picking Carts & Platforms

- Designed for mobile or order picking use.
- Pick, Put, Stage and Transfer.
- Lightweight aluminum moves safely and efficiently.

Order picker secures to 2" x 4" wood block. Order Picking Carts ship with two 30" deep shelves, additional shelves available. FOB Shipping Point.

Order Picking Carts

ORDER PICKING CARTS AND PLATFORMS					
Product No.	Lift Type	Size W x D x H	Wt. (lbs.)	Price Ea.	
H99664C	Crown	40" x 48" x 77"	410	POR	
H99664H	Hyster	40" x 48" x 78"	410	POR	
H99664R	Raymond	40" x 48" x 76"	410	POR	
H99664T	Toyota	40" x 48" x 76"	410	POR	
ADDITIONAL SHELVES					
H99664S15	N/A	36" x 15" x 1½"	15	POR	
H99664S30	N/A	36" x 30" x 1½"	30	POR	

Order Picking Platforms

- Heavy duty aluminum construction.

Choose from an ergonomic raised platform for easy loading and unloading or a standard platform. Lightweight and durable. Fork pockets are 4" x 6" x 1¼" wall tube. FOB Shipping Point.



Raised Platform



Standard Platform

RAISED PLATFORM				
Product No.	Lift Type	Size W x H x D	Wt. (lbs.)	Price Ea.
H99566	Universal	45" x 36" x 43½"	165	POR
STANDARD PLATFORM				
HPPR4048	Raymond	40" x 9½" x 48"	115	POR
HPPH4048	Hyster	40" x 11¾" x 48"	120	POR
HPPC4048	Crown	40" x 10¾" x 48"	120	POR
HPPT4048	Toyota	40" x 9½" x 48"	115	POR

Aluminum Pallets

- All welded construction.

Made of heavy 6005 T-6 type aluminum. All joints are sealed NSF and FDA type. Lifetime warranty against rust and corrosion. Custom sizes are available -- call for more information. FOB Shipping Point.



Open Channel Construction

Closed Tube Construction

ALUMINUM PALLET				
Product No.	Size W x L x H	Description	Construction	Wt. (lbs.)
H99557	40 x 48 x 5"	2-way	Open Channel	50
H99613	40 x 48 x 5½"	4-way	Closed Tube	51
H99749	40 x 48 x 5½"	4-way	Closed Tube	48

Ergonomic Pallet Stand

- Stationary Unit.

All welded aluminum. Gusseted corners contain pallet. There is a 5½" space between the top tube supports. Custom sizes available -- call for more information. FOB Shipping Point.

H50707 Size 48"W x 40"D x 30"H, Wt. 60 (lbs.), Price Ea. POR



Lug Carts

- Labor saving transport carts.
- Tubs supported by lip of tub on slides.

- All welded aluminum.

Lugs are constructed of Food Approved Molded Poly and have a formed bottom designed for cross stacking. Slides support tubs by lip. Top of frame holds tub by base. Casters are 5 x 1" stem swivel. Lug Tubs are sold separately. FOB Shipping Point.

Shown with Lug Tubs -- Sold Separately



H6266

H6263

LUG CARTS				
Product No.	Lug Cap.	Size - OD D x W x H	Wt. (lbs.)	Price Ea.
H6265	1	26 x 15¼ x 19"	10	POR
H6266	2	28½ x 15¼ x 33"	13	POR
H97205	3	26 x 18¾ x 42"	26	POR
H6262	4	26 x 18¾ x 51"	20	POR
H97253	5	26 x 18¾ x 61"	28	POR
H6263	6	28 x 18¾ x 71"	25	POR
H6263KD	6	26 x 18¾ x 71"	28	POR

LUG TUBS + LIDS				
Product No.	Description	Size - OD D x W x H	Wt. (lbs.)	Price Ea.
HRGY16825	Gray Lug Tubs	25 x 16 x 8½"	4	POR
H361	Gray Lids for Lugs	26 x 16½ x 1½"	1	POR

POR= Price on Request



Bulk Tub Carts

- Mobile carts that save you time.
- Open frame is easy to clean.
- All welded aluminum.

Carts are constructed of 1¼ x 1¼ x .070" wall tubing and come with four 5 x 1¾" stem type polyurethane swivel casters. FDA approved seamless polyethylene tubs and lids sold separately. FOB Shipping Point.

BULK CARTS					TUBS			LIDS FOR TUBS		
Product No.	Bushel Cap.	Size D x W x H	Wt. (lbs.)	Price Ea.	Product No.	Wt. (lbs.)	Price Ea.	Product No.	Wt. (lbs.)	Price Ea.
H99271	4	29¼ x 20 x 28½"	21	POR	H0381	12	POR	H0381L	2	POR
H99272	6	28 x 21 x 25"	22	POR	H0363	13	POR	H0363L	3	POR
H99273	8	33½ x 22¼ x 23½"	24	POR	H0360	14	POR	H0360L	4	POR
H99274	9	37¼ x 26½ x 25"	26	POR	H0382	15	POR	H0382L	4	POR

Overall height of cart with tub is 36".

Aluminum surcharge may apply.

Aluminum Shelving Headquarters



Solid

Wall Mount



T-Bar

Adjustable or All Welded Stationary or Mobile



Tube Frame



Cantilever



"Build Your Own"



T-Bar



Solid



Quick Change Cantilever Shelving

STEEL CARTS



Steel Platform Truck

Solid, smooth steel deck is all welded and features structural reinforcement underneath for extra strength. Includes one removable high-polished steel handle and rolls smoothly on (2) rigid and (2) swivel casters. Unit is painted gray with a deck size of 24" x 48". Comes standard with 6" x 2" rubber casters. Other caster options available (each caster option comes with 2 rigid, 1 swivel and 1 swivel with brake); see chart for details. For upgraded casters, please add the caster product # to the end of the model# (i.e. HECSPT-2448-C27A.) FOB Shipping Point.



HECSPT-2448

STEEL PLATFORM TRUCK						
Product No.	Deck Size W x L	Deck Height	Uniform Static Cap.	Standard Caster Type	Wt. (lbs.)	Price Ea.
HECSPT-2448	24 x 48"	11½"	2000 lbs.	6 x 2" Rubber	125	\$309.85
Caster Kit Product No.	Caster Size	Tread Type (Color)	Unit Cap. with Casters Installed	Benefit of Caster Options		Price Ea.
CASTER KITS include (2) rigid, (1) swivel, and (1) swivel with brake.						
C27A	4 x 2"	Mold-on rubber on aluminum (Black)	2000 lbs.	Lower profile for easier accessibility to platform. Rust resistant aluminum core. Precision ball bearings.		\$407.93
C1B	5 x 2"	Polyurethane (Orange)	2500 lbs.	Non-marking, chemical & moisture resistant. Harder durometer for easier rollability. Precision ball bearings.		\$379.93
C25C	6 x 2"	Polyurethane (Blue)	2500 lbs.	Non-marking, chemical & moisture resistant. Harder durometer for easier rollability. Precision ball bearings.		\$389.91
C7C*	6 x 2"	Polyurethane (Orange)	2500 lbs.	Non-marking, chemical & moisture resistant. Harder durometer for easier rollability. Thread guard. Precision ball bearings.		\$379.87
C2D	8 x 2"	Elastic rubber (Blue)	2500 lbs.	Non-marking, elastic rubber for a smoother quieter roll. Higher profile casters for easier mobility. Precision ball bearings.		\$440.96
C10D	8 x 2"	TPR (Gray)	2500 lbs.	Non-marking, chemical & moisture resistant. Soft tread for smooth rollability. Higher profile casters for easier mobility.		\$379.95
C9D	8 x 2"	Flat-free (Gray)	2500 lbs.	Soft, non-marking, flat-free design for a smooth quiet roll, without worry of punctures. Good shock absorption. Great for outdoor use.		\$384.87



C27A



C1B



C25C



C7C



C2D



C10D



C9D

Heavy-Duty Panel Cart

The perfect panel cart for transporting plywood, drywall, paneling, doors, etc. Baked-in-powder coated blue finish for toughness. Features a side retainer lip that keeps cargo on the deck. Deck size is 29-1/2" x 36". The overall height is 34" with a 4,000 lb. capacity. Comes standard with two rigid and two swivel with brake 5" x 2" poly-on-steel casters. Other caster options available (each caster option comes with 2 rigid, 1 swivel and 1 swivel with brake); see chart for details. For upgraded casters, please add the caster product # to the end of the model #. (i.e. HPRCT-HD-C24A.) FOB Shipping Point.



HPRCT-HD

HEAVY-DUTY PANEL CART						
Product No.	Deck Size W x L	Uniform Static Cap.	Caster Size	Standard Caster Type	Wt. (lbs.)	Price Ea.
HPRCT-HD	29½ x 36"	4000 lbs.	5 x 2"	Poly-on-steel	191	\$698.87
Caster Kit Product No.	Caster Size	Tread Type (Color)	Unit Cap. with Casters Installed	Benefit of Caster Options		Price Ea.
CASTER KITS include (2) rigid, (1) swivel, and (1) swivel with brake.						
C24A*	4 x 2"	Glass-filled nylon (Black)	4000 lbs.	Non-marking proprietary tread absorbs impact, moisture resistant. Lower profile for easier accessibility. 3 yr. warranty.		\$808.89
C13B	5 x 2"	Polyurethane (Orange)	4000 lbs.	High grade, non-marking, proprietary tread rejects debris. Chemical & moisture resistant. Precision sealed bearings. 3 yr. wheel warranty.		\$791.88
C13C	6 x 2"	Polyurethane (Orange)	4000 lbs.	High grade, non-marking, proprietary tread rejects debris. Chemical & moisture resistant. Precision sealed bearings. 3 yr. wheel warranty.		\$823.92
C5C	6 x 2"	Polyurethane (Orange)	4000 lbs.	Non-marking, chemical & moisture resistant. Precision ball bearings. Aluminum rust resistant core.		\$772.93

*Due to low clearance, caster brake's only accessible by hand.



C13 Series



C5 Series

STEEL PLATFORM TRUCKS

DURHAM MFG
Est. 1922



Low Deck Steel Platform Trucks

- All welded 12 gauge steel platform.
 - Handle is removable and easily installed.
 - Tubular offset handle allows easy mobility.
 - (2) Swivel and (2) rigid casters.
 - Durable, gray, textured powder coat finish.
- FOB Shipping Point.

LOW DECK STEEL PLATFORM TRUCKS			
Product No.	Size W x D x H	Wt. (lbs.)	Price Ea.
8" PHENOLIC CASTERS			
HEPT24368PH95	24 x 36 x 38½"	117	\$448.99
HEPT30488PH95	30 x 48 x 38½"	140	510.97
8" POLYURETHANE CASTERS WITH FRONT BUMPERS			
HEPTRB24368PU95	24 x 36 x 36½"	117	466.27
HEPTRB24488PU95	24 x 48 x 36½"	122	515.64
HEPTRB30488PU95	30 x 48 x 36½"	141	550.61
HEPTRB30608PU95	30 x 60 x 38½"	148	608.22
HEPTRB36608PU95	36 x 60 x 38½"	185	683.40
12" MOLD-ON RUBBER WHEELS - 5TH WHEEL TRUCK			
H5WT-2448-12MR-95	24 x 48 x 15½"	174	864.78
H5WT-3060-12MR-95	30 x 60 x 15½"	189	956.55
H5WT-3672-12MR-95	36 x 72 x 15½"	229	1,056.87
12" PNEUMATIC WHEELS - 5TH WHEEL TRUCK			
H5WT-2448-12PN-95	24 x 48 x 15½"	126	681.16
H5WT-3060-12PN-95	30 x 60 x 15½"	154	732.21
H5WT-3672-12PN-95	36 x 72 x 15½"	182	931.97
5" POLYURETHANE CASTERS - TUBULAR PLATFORM TRUCK			
HEPTT183695	18 x 36 x 36½"	61	246.52
HEPTT184895	18 x 48 x 36½"	66	254.00
HEPTT243695	24 x 36 x 36½"	69	258.18
5" POLYURETHANE CASTERS WITH LIPS UP			
HEPTP24365PU95	24 x 36 x 36½"	91	301.58
HEPTP24485PU95	24 x 48 x 36½"	130	351.03
5" PHENOLIC CASTERS WITH LIPS UP			
HEPTP30605PH95	30 x 60 x 35½"	137	535.84
6" MOLD-ON RUBBER CASTERS			
HEPTP24366MR95	24 x 36 x 36½"	91	423.96
8" PNEUMATIC CASTERS			
HEPTP24368PN95	24 x 36 x 39"	109	511.37
HEPTP24488PN95	24 x 48 x 39"	148	547.93
5" POLYURETHANE CASTERS WITH LIPS UP			
HEPTPLU24365PU95	24 x 36 x 37"	91	301.58
HEPTPLU24485PU95	24 x 48 x 37"	130	351.27
5" PHENOLIC CASTERS WITH LIPS UP			
HWHPT624485PH95	24 x 48 x 45"	157	580.43
5" PHENOLIC CASTERS WITH LIPS UP AND ADJUSTABLE PLATFORM			
HWHPT6A24485PH95	30 x 60 x 44 to 54"	160	597.31

Work Height Platform Trucks

- 1,800 lbs. capacity.
- Adjustable or fixed height trucks.

All welded heavy duty steel trucks feature heat treated hardwood surfaces with a removable, tubular offset handle that allows for easy mobility. 8 x 2" mold-on rubber casters (2 swivel and 2 rigid). Ships fully assembled and ready to use. Durable, textured gray powder coat finish. FOB Shipping Point.

Product No.	Overall Size W x D x H	Top Shelf Height	Wt. (lbs.)	Price Ea.
FIXED HEIGHT UNIT				
HWHPT-WD-2448-8MR-95	24 x 51¼ x 40¾"	26½"	124	\$564.13
HWHPT-WD-3060-8MR-95	30 x 63¾ x 40¾"	26½"	142	666.84
ADJUSTABLE HEIGHT UNIT				
HWHPTA-WD-2448-8MR-95	24 x 51¼ x 40¾"	26½" - 35¾"	131	685.45
HWHPTA-WD-3060-8MR-95	30 x 63¾ x 40¾"	26½" - 35¾"	147	806.93

Handle Adds 3¾" to width.



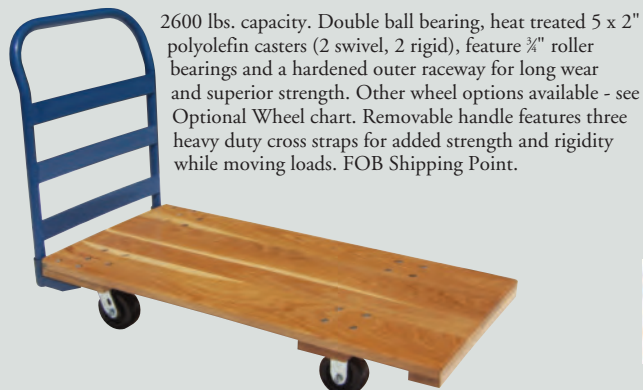
Steel surcharges may apply.

PLATFORM TRUCKS

ALL-STATES
EQUIPMENT, INC.

All Wood Deck Truck

- Kiln-dried 5/4 all-hardwood deck manufactured from select, red oak, white oak, or ash for long lasting durability.
- All wood frame construction.



2600 lbs. capacity. Double ball bearing, heat treated 5 x 2" polyolefin casters (2 swivel, 2 rigid), feature 3/4" roller bearings and a hardened outer raceway for long wear and superior strength. Other wheel options available - see Optional Wheel chart. Removable handle features three heavy duty cross straps for added strength and rigidity while moving loads. FOB Shipping Point.



ALL WOOD DECK TRUCK			
Product No.	Deck Size W x L	Wt. (lbs.)	Price Ea.
HA2332448B-5PF*	24 x 48"	90	\$391.54
HA2332754B-5PF*	27 x 54"	104	412.41
HA2333060B-5PF*	30 x 60"	116	438.53
HA2333672B-5PF*	36 x 72"	146	501.96

*For Optional Wheels -Replace -5PF Suffix in Product No. With Caster Suffix.

OPTIONAL WHEELS			
Caster Suffix	Wheel Size	Wheel Type	(4) Wheel Capacity (lbs.)
6PR	6 x 2"	Phenolic	4000
5RR	5 x 2"	Rubber on Steel	1800
6RR	6 x 2"	Rubber on Steel	2000
8RR	8 x 2"	Rubber on Steel	2400
6UR	6 x 2"	Polyurethane on Steel	4000
			Price Ea.
			\$23.26
			22.06
			33.86
			52.20
			103.76

Steel Frame Wood Deck Truck

- Kiln-dried 5/4 all-hardwood deck manufactured from select, red oak, white oak, or ash for long lasting durability.
- Sturdy steel frame construction.

2600 lbs. capacity. Double ball bearing, heat treated 5 x 2" polyolefin casters (2 swivel, 2 rigid), feature 3/4" roller bearings and a hardened outer raceway for long wear and superior strength. Other wheel options available - see Optional Wheel chart. Removable handle features three heavy duty cross straps for added strength and rigidity while moving loads. FOB Shipping Point.



Steel surcharges on this item may apply.

STEEL FRAME WOOD DECK TRUCK			
Product No.	Deck Size W x L	Wt. (lbs.)	Price Ea.
HA2192448B-5PF*	24 x 48"	100	\$469.21
HA2192754B-5PF*	27 x 54"	115	498.90
HA2193060B-5PF*	30 x 60"	145	547.00
HA2193672B-5PF*	36 x 72"	165	641.69

*For Optional Wheels -Replace -5PF Suffix in Product No. With Caster Suffix.

Medium Duty Platform Truck

- 1600 Lbs. capacity.

Medium Duty Platform Truck features a 4/4 kiln-dried hardwood deck made from select red oak, white oak, or ash. All wood frame. Handle has three heavy duty cross straps for added durability. rolls on 5 x 2" double ball bearing polyolefin wheels, (2 rigid, 2 swivel). Other wheel options available - see Optional Wheel chart. FOB Shipping Point.



MEDIUM DUTY PLATFORM TRUCK			
Product No.	Deck Size W x L	Wt. (lbs.)	Price Ea.
HA2312448B-5PF*	24 x 48"	80	\$372.09
HA2312754B-5PF*	27 x 54"	92	390.56
HA2313060B-5PF*	30 x 60"	102	406.07
HA2313672B-5PF*	36 x 72"	135	452.29

*For Optional Wheels -Replace -5PF Suffix in Product No. With Caster Suffix.

Regular Dolly

- 1100 Lbs. capacity makes this dolly an essential item to move items in almost any area.

Kiln-dried hardwood construction. Rolls smoothly on 4 swivel 3" polyolefin casters. Other types and sizes available -- call for information. FOB Shipping Point.



REGULAR DOLLY			
Product No.	Deck Size W x L	Wt. (lbs.)	Price Ea.
HA641624-3PF	16 x 24"	14	\$84.59
HA641827-3PF	18 x 27"	15	86.31
HA641830-3PF	18 x 30"	16	87.41

MAXIMUM-DUTY TRAILERS



Heavy-Duty 5th Wheel Steer Trailer

• Pull loads from 20,000 to 40,000 lbs.

Features heavy channel frame construction. Diamond pattern floor plate deck. 4" I.D. ring grip tongue. Heavy-duty grease plate type fifth wheel with grease zerks. imken Tapered wheel bearings with grease zerks. Trailers can be furnished with double end steer to be pulled from either end, or 4-wheel steer for tighter turns. Also available with manual hook or automatic couplers and rear hitches – contact dealer for details. FOB Shipping Point.

HEAVY-DUTY 5TH WHEEL STEER TRAILER								
Size W x D	Cap. (lbs.)	Wheel Size	Deck Height	Wt. (lbs.)	PRESS-ON RUBBER WHEEL		PRESS-ON POLY WHEEL	
					Product No.	Price Ea.	Product No.	Price Ea.
42 x 96"	20,000	15 x 8 x 1 1/2"	20"	1707	H380RO4296	\$20,709.33	H380UO4296	\$21,125.87
48 x 96"	20,000	15 x 8 x 1 1/2"	20"	1763	H380RO4896	20,841.33	H380UO4896	21,257.87
48 x 120"	20,000	15 x 8 x 1 1/2"	20"	1876	H380RO48120	21,034.93	H380UO48120	21,451.47
48 x 144"	20,000	15 x 8 x 1 1/2"	20"	1989	H380RO48144	21,378.13	H380UO48144	21,785.87
60 x 120"	20,000	15 x 8 x 1 1/2"	20"	2006	H380RO60120	21,430.93	H380UO60120	21,841.60
60 x 144"	20,000	15 x 8 x 1 1/2"	20"	2137	H380RO60144	21,812.27	H380UO60144	22,220.00

Other sizes available.

Light Medium-Duty 5th Wheel Steer Trailer

• Available in smooth steel or flush oak deck.

Heavy-duty channel frame construction handles loads up to 8,000 lbs. 4" I.D. loop handle tongue. Grease plate type fifth wheel with grease zerks. Rolls on mold-on rubber tired wheels. Trailers can be furnished with double end steer to be pulled from either end or 4-wheel steer for tighter turns. Also available with manual hook or automatic couplers and rear hitches – contact dealer for details. FOB Shipping Point.



LIGHT MEDIUM DUTY 5TH WHEEL STEER TRAILER										
Size W x L	Cap. (lbs.)	Wheel Size	Wheel Description	Deck Height	Product No.	STEEL DECK		WOOD DECK		
						Wt. (lbs.)	Price Ea.	Product No.	Wt. (lbs.)	Price Ea.
36 x 72"	5500	12 x 3 1/2"	Mold-on Rubber	1 1/2"	H360RR3672	670	\$6,309.60	H361RR3672	625	\$6,330.13
36 x 96"	5500	12 x 3 1/2"	Mold-on Rubber	1 1/2"	H360RR3696	759	6,617.60	H361RR3696	696	6,641.07
48 x 96"	5500	12 x 3 1/2"	Mold-on Rubber	1 1/2"	H360RR4896	848	6,858.13	H361RR4896	756	6,846.40
48 x 120"	5500	12 x 3 1/2"	Mold-on Rubber	1 1/2"	H360RR48120	946	7,022.40	H361RR48120	830	6,981.33
36 x 72"	6500	12 x 4"	Mold-on Rubber	1 1/2"	H362RR3672	695	6,864.00	H363RR3672	650	6,875.73
36 x 96"	6500	12 x 4"	Mold-on Rubber	1 1/2"	H362RR3696	784	7,172.00	H363RR3696	721	7,180.80
48 x 96"	6500	12 x 4"	Mold-on Rubber	1 1/2"	H362RR4896	883	7,494.67	H363RR4896	781	7,392.00
48 x 120"	6500	12 x 4"	Mold-on Rubber	1 1/2"	H362RR48120	971	7,550.40	H363RR48120	855	7,526.93
36 x 72"	8000	12 x 5"	Mold-on Rubber	1 1/2"	H364RR3672	794	7,236.53	H365RR3672	749	6,952.00
36 x 96"	8000	12 x 5"	Mold-on Rubber	1 1/2"	H364RR3696	883	6,952.00	H365RR3696	820	7,262.93
48 x 96"	8000	12 x 5"	Mold-on Rubber	1 1/2"	H364RR4896	972	7,482.93	H365RR4896	880	7,471.20
48 x 120"	8000	12 x 5"	Mold-on Rubber	1 1/2"	H364RR48120	1070	7,453.60	H365RR48120	954	7,603.20

Steel surcharge may apply.

Four-Wheel Steer Trailer

• Choose from 11" or 18" Deck Height.

Four-Wheel Steer Trailer 36" x 72" with a 2,000 lb. capacity. Three sided cage with easy drop down front net to hold product on cart. Front tongue and rear hitch for towing multiple trailers in train like fashion. Deck height of 11" and 18" available. Premium mold on rubber wheels with precision bearings for minimum maintenance. FOB Shipping Point.
HPT3672-11RRN 11" Deck Height, Wt. 560 (lbs.), Price Ea. \$6,139.47
HPT3672-18RRN 18" Deck Height, Wt. 560 (lbs.), Price Ea. \$6,473.87



Order Pickers

Order pickers built specifically for Crown and Raymond style machines for a level transition between the order picker platform and the cart deck eliminating trip hazards. The carts are 47" wide by 60" long and have an optional tongue and rear hitch for pulling multiple carts at a time. The carts have a 2000 lb. capacity rating with premium poly casters and precision bearings for easy rolling when fully loaded. A heavy duty floor lock is provided. Crown style carts have a wood grabber bar while the Raymond and Hyster styles have a steel grabber bar. FOB Shipping Point.

HOP4248-C Crown Style, Wt. 425 (lbs.), Price Ea. \$4,130.13
HOP4248-R Raymond Style, Wt. 425 (lbs.), Price Ea. \$4,130.13
HOP4248-H Hyster Style, Wt. 300 (lbs.), Price Ea. \$4,130.13



Stainless Steel Dri-Pak Container

• Stackable – store indoors or outside.

10 to 150 cu. ft. capacity. Available in Mild or Stainless Steel. DOT specification 56 for shipping hazardous material available. Choice of valves – Butterfly, Iris, Slide Tray. Pictured with Round Butterfly Valve. Contact dealer for pricing and details. FOB Shipping Point.



Stainless Steel Dumping Buggy

• Designed to fit most standard loaders and dumpers.

Made of 14 ga. Type 304 S.S. with 2B finish. Features full rolled top ring and special cast stainless corners. Easy to clean rounded inside corners. V-shaped front side with drip guard. Rugged constructed wheel mounting base. All welds heli-arc'd and blasted. FOB Shipping Point.



STAINLESS STEEL DUMPING BUGGY					
Product No.	Size W x H x D	Caster Size Description	Cap. (lbs.)	Wt. (lbs.)	Price Ea.
HMS400BU	25 x 25 x 21"	5" White Plastic Wheels	400	95	\$2,654.67
HMS600BU	25 x 25 x 31 1/2"	6" White Plastic Wheels	600	116	2,997.87

MULTI-PURPOSE CARTS

33 R Nesting Stocking Cart



• Space saving cart.

This versatile nesting stocking cart can carry up to 750 lbs. Top trays retract allowing space for bulky items. Nests in only 7.9" - saving space when not in use. Includes rear brakes.

Measures:

39.8"L x 20"W. x 40.4"H.

FOB Shipping Point.

H107-33R1-FR Wt. 60 (lbs.)

Price Ea. \$399.77



Optional FDA compliant ABS shelf covers with lip.

H806-33R1 Black Optional Shelf Cover Set Wt. 3 (lbs.) Price Ea. \$141.97

33 R - Multiple Configurations for maximum utility.



EZtote450

• Ideal for carrying large totes.

• Nests in only 6.5".

Increases productivity through efficient unpacking. Rear hook holds most plastic trash cans for easy trash removal. Bars support large boxed or bagged items - no sharp edges to damage bags. Supports loads up to 800 lbs. Rolls on 5" non-marking wheels. Rear wheel brake stops cart from rolling. Available in Metallic Gray finish.

Measures: 31.8"L x 23.4"W. x 41.3"H.

Ships UPS. FOB Shipping Point.

H101-450 Wt. 51 (lbs.)

Price Ea. \$284.15

H900-201 Rear basket

Wt. 8 (lbs.)

Price Ea. \$46.17



EZtote450 Shown with Optional Rear Basket
Totes Not Included

U-Boat

• Carries up to 2500 lbs.

Pivotable center wheels for easy maneuverability.

Available with optional top shelf for added capacity and optional organizer to increase convenience and productivity when stocking

Measures: 63.4"L x 16"W. x 60"H.

Ships UPS. FOB Shipping Point.

H109-190-1 Wt. 103 (lbs.) Price Ea. \$252.00

H109-190-2 Optional Shelf Wt. 20 (lbs.)

Price Ea. \$80.04

H109-190-3 Optional Organizer Wt. 2.5 (lbs.)

Price Ea. \$67.09



U-Boat Shown with Optional Shelf and Organizer

Lumber Cart

• Easily carries plywood sheets, long boards and other heavy items.

• Carries up to 1000 lbs.

Features 5" & 6" wheels. Breaks down flat-reduces shipping costs.

Measures: 51.3"L x 30"W. x 44.4"H.

Ships UPS. FOB Shipping Point.

H109-200 Wt. 151 (lbs.) Price Ea. \$544.31



VersaCart

- Designed for easy nesting, saving valuable space.
- Built with steel oval tubing and gusset plates for extra durability.
- Ergonomically designed.
- Moves easily, reduces congestion!
- Custom logos available on cart handles and baskets.

EZtote7250



• Space saving 10" nesting.

Nesting platform shopping or stocking cart with convenient back basket carries both small and large or bulky items with ease. Narrower footprint allows for superior maneuverability in tight spaces or crowded aisles. Weight capacity of up to 600 lbs.

Measures: 47.5"L x 22.8"W. x 41.3"H.

FOB Shipping Point.

H109-725 Wt. 63 (lbs.)

Price Ea. \$353.79



EZtote7150



• Includes rear brakes.

This multi-purpose cart can be used for shopping or stocking. Split side-handle design accommodates longer, oversized items. Easily carries up to 800 lbs. Nests in only 10" -- saving space when not in use.

Measures: 48.4"L x 29.5"W. x 41.3"H.

FOB Shipping Point.

H109-715 Wt. 95 (lbs.)

Price Ea. \$421.79



EZtote875

• Carries heavy loads, up to 1200 lbs.

• Top shelf is designed to retract to allow more space for larger items.

This rugged lawn & garden and feed store cart is made for rough terrain with heavy-duty 8" rear and 6" front wheels. Top shelf accommodates full flats and retracts to allow for large or bulky items. Weight capacity of up to 1200 lbs. Nests in only 10". Available in Dark Gray/Black or Green/Black - please specify. Measures: 47.9"L x 29.5"W. x 41.3"H.

FOB Shipping Point.

H101-875 Wt. 95 (lbs.) Price Ea. \$495.77



Pallet Jack



Heavy duty pallet jack with up to 5000 lbs. weight capacity, ideal for moving bulk quantities at work or a jobsite or loading/unloading box trucks.

Measures: 64"L x 27"W. x 48"H.

FOB Shipping Point.

H109-529 Wt. 185 (lbs.) Price Ea. \$640.52



FLATBEDS & STOCK CARTS



Nesting and Non-Nesting Flatbed Carts

- Ideal for indoor & outdoor use.

Durable, steel-reinforced injection molded flatbeds. Choose from nesting and non-nesting carts that feature a high quality material and molding process to produce a product that is manufactured with heavy loads and minimal maintenance in mind. Anti-skid surface keeps merchandise from slipping and 6 x 2" polyurethane wheels. Powder coated steel frame. FOB Shipping Point.

NESTING AND NON-NESTING FLATBED CARTS					
Product No.	Size W x L	Casters	Cap (lbs.)	Wt. (lbs.)	Price Ea.
HFB-N2448PW	24 x 48"	(4) Poly Wheels	2000	60	\$393.67
HFB-N3060PW	30 x 60"	(4) Poly Wheels	2000	80	429.88
NESTING WITH HAND BASKET HOLDER					
HFB-N2448HBPW	24 x 48"	(4) Poly Wheels	2000	62	419.89
NON-NESTING					
HFB-NN2448PW4	24 x 48"	(4) Poly Wheels	2000	60	319.40
HFB-NN2448PW6	24 x 48"	(6) Poly Wheels	2200	65	364.80
HFB-NN3060PW4	30 x 60"	(4) Poly Wheels	2000	80	393.93
HFB-NN3060PW6	30 x 60"	(6) Poly Wheels	2200	85	449.67



HFB-N3060PW



HFB-N2448HBPW



HFB-NN2448PW4



HFB-NN2448PW6



Rail Cart



Lumber Cart

Rail and Lumber Carts

- 6-poly wheels to support loads.

6-wheel design with (2) rigid and (4) swivel casters. Features an injection-molded plastic deck and powder coated steel frame. FOB Shipping Point.

RAIL AND LUMBER CARTS				
Product No.	Size W x L	Cap. (lbs.)	Wt. (lbs.)	Price Ea.
RAIL CART				
HMC-2448	24 x 48"	2000	126	\$509.43
LUMBER CART				
HLC-2448	24 x 48"	2000	126	639.80

U-Boats

- 6-wheel design - (2) rigid, (4) swivel.
- Ships knocked down.

Diamond Deck U-Boat ...all-welded steel tube frame with heavy duty steel diamond deck. Attractive gray powder coat finish. FOB Shipping Point.

U-BOATS					
Product No.	Description	Size W x L	Cap. (lbs.)	Wt. (lbs.)	Price Ea.
HUBT-1660-GY	Diamond Deck	16 x 60"	2200	105	\$255.04



Diamond Deck



Plastic Dollies

- Steel Frame.

One piece injection-molded HDPE. Heavy-duty steel frame support. Rubber padded risers. Standard colors are orange and black. Other colors available upon request. FOB Shipping Point.

PLASTIC DOLLIES					
Product No.	Size W x L	Color	Cap. (lbs.)	Wt. (lbs.)	Price Ea.
HDOL-1830-BLACK	18 x 30"	Black	1200	24	\$93.09
HDOL-1830-ORANGE	18 x 30"	Orange	1200	24	93.09

MOVING EQUIPMENT

Oak Lever Dollies

- Feature oak hardwood handles with steel nose irons and load capacities up to 5000 lbs.
- These husky Lever Dollies easily get under extremely heavy loads with the reversed beveled nose iron bolted to the handle for greater strength.

Oak dollies have a 5"W. x 3"D. nose iron. Handles feature smooth, rounded edges and varnished finish. FOB Shipping Point.

Product No.	Handle Length	5" WIDE OAK HARDWOOD HANDLES		Wt. (lbs.)	Price Ea.
		Cap. (lbs.)	Wheel Description		
HE60-IW	60"	3500	Semi-Steel W/Plain Bore	29	\$238.78
HE60-PO	60"	3500	Polyurethane Mold-on	27	241.54
HE60-RT	60"	3500	Rubber Mold-on	26	231.21
HE72-IW	72"	4250	Semi-Steel W/Plain Bore	31	253.33
HE72-PO	72"	4250	Polyurethane Mold-on	29	251.03
HE72-RT	72"	4250	Rubber Mold-on	28	240.69
HE84-IW	84"	5000	Semi-Steel W/Plain Bore	33	272.49
HE84-PO	84"	5000	Polyurethane Mold-on	31	283.88
HE84-RT	84"	5000	Rubber Mold-on	30	267.64



CVN 1500 Convertible

- Super Slik™ nose plate.
- Durable powder coat finish.
- New snap-button system for easy conversion, height adjustment.
- Optional snap-on deck available.

Packed with all the features of our 800 lb. capacity steel hand trucks. This heavy-duty, dual-purpose truck converts from a 2-wheel to a 4-wheel and back, quickly and easily with a new, unique adjustable height snap button system. FOB Shipping Point.



Product No.	CVN 1500 CONVERTIBLE		Wheel Type	Wt. (lbs.)	Price Ea.
	4 Wheel Cap. (lbs.)	2 Wheel Cap. (lbs.)			
HCVN-1500-10PN	800	800	10" semi-pneu.	48	\$301.40
HCVN-1500-10FF	800	800	10" Puncture Proof	50	328.27
HCVN-1500-10FPN	800	600	10" full-pneu	46	328.27

Steel surcharge may apply.

Dual-Grip

- Curved crossbars hold load in place.
- Back lip on nose plate adds strength.
- D-lock axle flattened on one side so it cannot rotate and cause wear.
- Extra-long stair climbers provide added frame strength and ease loads over stairs and curbs.

Two-hand operation balances difficult loads with ease. General purpose truck for moving merchandise in shipping rooms, factories, stores, and offices. FOB Shipping Point.




Product No.	Load Cap. (lbs.)	DUAL-GRIP		Wheel Type	Wt. (lbs.)	Price Ea.
		Height	Width			
HA-1448-LW	-	47"	14"	Frame Only	20	\$136.42
HA-1448-10FPN	600	47"	14"	Full Pneumatic	30	163.28
HA-1448-10PN	800	47"	14"	Semi-Pneumatic	35	163.28
HA-1448-10FF	800	47"	14"	Puncture Proof	32	163.28

Loop Handle

- Large 8" x 14" nose plate with Super Slik™, raised runners to help slide loads on and off with minimal effort.
- Curved crossbars hold load in place.
- Durable powder coat finish.
- D-Lock axle flattened on one side so it cannot rotate and cause wear.

Excellent one-handed maneuverability for a wide range of material handling applications. Loop permits easier breaking of the load and acts as a leg when truck is placed horizontally for loading. FOB Shipping Point.



Product No.	Load Cap. (lbs.)	LOOP HANDLE		Wheel Type	Wt. (lbs.)	Price Ea.
		Height	Width			
HC114-LW	-	50"	14"	Frame Only	23	\$136.42
HC114-10FPN	600	50"	14"	Full Pneumatic	33	163.28
HC114-10PN	800	50"	14"	Semi-Pneumatic	38	163.28
HC114-10FF	800	50"	14"	Puncture Proof	35	163.28

MHS Series

- Curved crossbars hold load in place.
- Robotic welded for greater consistency.
- Back lip on nose plate adds strength, while holding small loads in place.
- Durable powder coat finish.

FOB Shipping Point.



Product No.	Handle Style	Load Cap. (lbs.)	MHS SERIES		Wheel Order No.	Wt. (lbs.)	Price Ea.
			Height	Width			
HMHS-111-8PN	Continuous	500	45"		HSP8-SC	20	\$91.18
HMHS-112-8PN	Double	500	47"		HSP8-SC	20	91.18

PLATFORM TRUCKS

Hardwood Platform Truck

- Durable powder coated finish on handles.
- 1" thick tongue and groove hardwood deck.
- Reinforcing hardwood cross battens.
- Includes rack handle.
- 2,000 lb. capacity.

This E-Deck Series truck has sanded, sealed and varnished hardwood deck attached to reinforcing cross battens. Standard 8" wheels for trucks are rubber/mold-on or polyurethane mold-on. FOB Shipping Point.

HARDWOOD PLATFORM TRUCKS					
Product No.	Deck Size	Deck Height	Wheel Type	Wt. (lbs.)	Price Ea.
HE98-2448-RTE-409	24 x 48"	11.5"	Rubber Mold-On	63	\$357.40
HE98-2448-POE-409	24 x 48"	11.5"	Polyurethane Mold-On	63	387.25
HE98-3060-RTE-409	30 x 60"	11.5"	Rubber Mold-On	81	404.33
HE98-3060-POE-409	30 x 60"	11.5"	Polyurethane Mold-On	81	434.18
HE98-3672-RTE-409	36 x 72"	11.5"	Rubber Mold-On	103	518.03
HE98-3672-POE-409	36 x 72"	11.5"	Polyurethane Mold-On	103	547.88



Steel-Bound Platform Truck

- Rugged design and built to handle loads up to 2000 lbs.
- Features hardwood deck and formed steel cross battens to add strength.

This steel-bound frame platform truck is ideal for all types of industrial or commercial usages. Solid deck can be easily replaced if damaged. Frame features front & rear handle pockets. Rack handle included. Powder coated durable finish. Furnished with 8" rubber mold-on or polyurethane mold-on casters. FOB Shipping Point.

STEEL-BOUND PLATFORM TRUCKS					
Product No.	Deck Size	Deck Height	Wheel Type	Wt. (lbs.)	Price Ea.
HELQ-2448-RTE-409	24 x 48"	11.5"	Rubber Mold-On	93	\$437.22
HELQ-2448-POE-409	24 x 48"	11.5"	Polyurethane Mold-On	93	449.16
HELQ-3060-RTE-409	30 x 60"	11.5"	Rubber Mold-On	114	567.79
HELQ-3060-POE-409	30 x 60"	11.5"	Polyurethane Mold-On	114	579.73
HELQ-3060-10FPN	30 x 60"	11.5"	Full Pneumatic	114	567.79
HELQ-3060-12FPN	30 x 60"	11.5"	Full Pneumatic	114	579.73
HELQ-3672-RTE-409	36 x 72"	11.5"	Rubber Mold-On	145	580.82
HELQ-3672-POE-409	36 x 72"	11.5"	Polyurethane Mold-On	145	592.76
HELQ-3672-10FPN	36 x 72"	11.5"	Full Pneumatic	145	580.82
HELQ-3672-12FPN	36 x 72"	11.5"	Full Pneumatic	145	592.76



Steel surcharge may apply.

HQ Platform Truck

- Hardwood deck boards are bolted to steel frame.
- Bolted construction absorbs shocks.
- 4,000 lb. load capacity.

Built for strength and mobility with uniformly distributed loads. Hardwood deck boards are bolted to the steel frame. Semi-steel corner bumpers are located at load wheel end. 16" load wheels and 8" swivel casters. Powder coat finish on all metal parts. FOB Shipping Point.

HQ PLATFORM TRUCKS				
Product No.	Deck Size	Load Capacity	Wt. (lbs.)	Price Ea.
HHQ-2448-RT-409	24 x 48"	4000 lbs.	233	\$1,567.16
HHQ-3060-RT-409	30 x 60"	4000 lbs.	272	1,679.10
HHQ-3672-RT-409	36 x 72"	4000 lbs.	306	1,791.04



INTRODUCING THE NEW ALL-N-ONE PLATFORM TRUCK






ALL-N-ONE Platform Truck

- 12 gauge steel deck.
- Secure your entire load.
- Standard deck height 11".
- Alternate Handle locations.
- 3 different 8" caster configurations. Non-tilt.
- Decks have rounded corners that reduce damage to wall and door frames.



Heavy duty construction with 3 channel cross battens for added strength. 9 mounting plates offer a great range of flexibility in mounting casters. Choose from two different wheel types to fit all your needs. Platform truck furnished with one handle. For additional handles and other options check chart below. Additional pockets allow for a total of 4 handles or 8 pipe stakes. FOB Shipping Point.



Shown with optional work height kit and optional pipe stakes. Kit shipped KD. Assembly required.

ALL-N-ONE PLATFORM TRUCK					
Product No.	Deck Size	Wheel	Load Cap. (lbs.)	Wt. (lbs.)	Price Ea.
HA1SD-2448-RT-4	24 x 48"	4 - 8" RT	2000	143	\$832.99
HA1SD-2448-RT-6	24 x 48"	6 - 8" RT	3000	170	894.73
HA1SD-2448-POE-4	24 x 48"	4 - 8" POE	2000	146	853.99
HA1SD-2448-POE-6	24 x 48"	6 - 8" POE	3000	171	924.96
HA1SD-2448-10FPN-4	24 x 48"	4 - 10" FPN	1600	141	820.93
HA1SD-2448-12FPN-4	24 x 48"	4 - 12" FPN	1800	142	851.39
HA1SDWH-2448-KIT	24 x 48"	KIT ONLY	-	TBD	POR
HA1SDWH-2448-RT-4	24 x 48"	4 - 8" RT	2000	TBD	POR
HA1SDWH-2448-POE-4	24 x 48"	4 - 8" POE	2000	TBD	POR
HA1SD-3060-RT-4	30 x 60"	4 - 8" RT	2000	169	957.85
HA1SD-3060-RT-6	30 x 60"	6 - 8" RT	3000	196	1,019.60
HA1SD-3060-POE-4	30 x 60"	4 - 8" POE	2000	163	976.36
HA1SD-3060-POE-6	30 x 60"	6 - 8" POE	3000	197	1,047.34
HA1SD-3060-10FPN-4	30 x 60"	4 - 10" FPN	1600	169	945.78
HA1SD-3060-12FPN-4	30 x 60"	4 - 12" FPN	1800	179	976.24
HA1SDWH-3060-KIT	30 x 60"	KIT ONLY	-	TBD	POR
HA1SDWH-3060-RT-4	30 x 60"	4 - 8" RT	2000	TBD	POR
HA1SDWH-3060-POE-4	30 x 60"	4 - 8" POE	2000	TBD	POR
HA1SD-3672-RT-4	36 x 72"	4 - 8" RT	2000	200	1,076.67
HA1SD-3672-RT-6	36 x 72"	6 - 8" RT	3000	224	1,138.42
HA1SD-3672-POE-4	36 x 72"	4 - 8" POE	2000	203	1,095.18
HA1SD-3672-POE-6	36 x 72"	6 - 8" POE	3000	228	1,166.16
HA1SD-3672-10FPN-4	36 x 72"	4 - 10" FPN	2000	198	1,064.61
HA1SD-3672-12FPN-4	36 x 72"	4 - 12" FPN	2000	210	1,095.07
HA1SDWH-3672-KIT	36 x 72"	KIT ONLY	-	TBD	POR
HA1SDWH-3672-RT-4	36 x 72"	4 - 8" RT	2000	TBD	POR
HA1SDWH-3672-POE-4	36 x 72"	4 - 8" POE	2000	TBD	POR

POR = Price on Request

AVAILABLE OPTIONS			
Product No.	Deck Size	Wt. (lbs.)	Price Ea.
STANDARD HANDLE			
H409-24	24 x 48"	11	POR
H409-30	30 x 60"	13	POR
H409-36	36 x 72"	14	POR
WORK HEIGHT HANDLE			
HWH-409-24	24 x 48"	4	POR
HWH-409-30	30 x 60"	5	POR
HWH-409-36	36 x 72"	6	POR
WORK HEIGHT KIT			
HAI-WH48KIT	24 x 48"	35	POR
HAI-WH60KIT	30 x 60"	45	POR
HAI-WH72KIT	36 x 72"	55	POR
PIPE STAKE			
HPS-12	-	1	\$8.96

POR = Price on Request

Steel surcharge may apply.

INTRODUCING THE NEW OVERKILL TABLE



Overkill Table

- +10,000-pound load capacity.
- ½" thick steel top.
- Durable powder coat finish.
- 4 quick change receiver tool holders located in legs.
- Table Feet can be anchored or leveling foot added.
- Proudly made in the USA!

Introducing The Overkill Tables! The ultimate in heavy duty work surfaces. Perfect for manufacturing, maintenance shops, automobile facilities, and so much more. This table is built to last a lifetime. High-quality construction and a durable finish will ensure your hard work is completed safely and efficiently. Tabletop matches standard pallet sizes. FOB Shipping Point.

OVERKILL TABLE				
Product No.	Top Size	load Cap. (lbs.)	Wt. (lbs.)	Price Ea.
HOK-40*48	40 x 48"	10,000+	489	\$2,895.52
HOK-48*48	48 x 48"	10,000+	538	2,955.22
HPLATE-40KT2 Part Plate, Wt. 16 (lbs.), Price Ea. \$232.84				




Plate Sold Separately

Steel surcharge may apply.



BAR & PIPE TRUCKS



All-Welded Portable Bar & Pipe Truck

- **Rugged, all-welded construction features 3 load levels.**

Safely store and transport pipes, bars and other long, awkward items. Structural channel uprights with 1½" square tube arms have 4½"H. stops on ends for load retention. 12 ga. steel lower deck stores and transports smaller parts, packages and more. Handles 3600 lbs. overall, 2000 lbs. per level evenly distributed. Rolls on 4 swivel casters for maneuverability with 8" x 2" phenolic wheels for ease of movement – wheel brakes on all casters prevent unwanted movement. Horizontal storage space, each side – top is 7½", middle is 11" and bottom is 15". 11" platform height. 58" overall height. FOB Shipping Point.



Product No.	ALL-WELDED PORTABLE BAR & PIPE TRUCK		Wt. (lbs.)	Price Ea.
	Deck Size W x L	Overall Length		
HBRT-3648-8PHBK	36 x 48"	51"	195	\$1,030.75
HBRT-3660-8PHBK	36 x 60"	63"	215	1,098.81
HBRT-3672-8PHBK	36 x 72"	75"	236	1,216.12

Bar Rack

- **1,500 lbs. capacity per bay.**

Frees up floor space by storing odd shapes and lengths vertically. Bays are 10½" wide with security chain and hooks. Overall height 60". Available in 3, 4, and 5 bay versions. Base has holes for mounting to floor. FOB Shipping Point.



Product No.	BAR RACK		Wt. (lbs.)	Price Ea.
	No. Of Bays	Size W x D		
HBR-2436-60	3	36 x 24"	77	\$417.31
HBR-2448-60	4	48 x 24"	87	479.10
HBR-2460-60	5	60 x 24"	98	565.07

All-Welded Cantilever Rack

- **Each bay provides 15" of vertical storage space.**

This single sided rack allows for efficient storage for bar stock, tubing, angles, and other long and bulky materials. The all-welded steel construction features structural channel frame, base and arms. Removable retainer pipes at ends of arms extend 5" high to provide secure load retention. Powder-coated finish. 1500 lbs. capacity per level, not to exceed 4000 lbs. overall. FOB Shipping Point.



Base Overall D x W	Usable Depth Arms			Mobile		Stationary	
	Base	Center	Upper	Product No.	Wt. (lbs.) Price Ea.	Product No.	Wt. (lbs.) Price Ea.
24 x 48"	17"	13"	10"	HCBR-2448-8PHBK	150 \$1,104.18	HCBR-2448	185 \$974.33
30 x 60"	23"	19"	16"	HCBR-3060-8PHBK	186 1,231.34	HCBR-3060	221 1,108.66

All-Welded Ergonomic Bar Cradle Truck

- **Ergonomic 20"H. bed height means less bending for easier loading and unloading.**

Keeps material closer to most machine heights. Highly maneuverable – 4 swivel casters with 6" hard tread phenolic wheels allow movement in any direction, even sideways. Easy to push. Ideal in tight work areas with long loads and when moving around corners. Takes up less floor space than conventional cradle trucks. 3000 lbs. capacity for both transport or storage. Combine multiple units for greater capacity and to support longer loads. Use 2 units for longer or more flexible loads and greater capacity – 6000 lbs. total for pair. Loads on single units must be centered. Compact size – stores easily when not in use. FOB Shipping Point.



Product No.	ALL-WELDED ERGONOMIC BAR CRADLE TRUCK				Wt. (lbs.)	Price Ea.
	Cap. (lbs.)	Overall Size W x D x H	Cradle Size W x H			
HERBST-2424-6PH	3000	24 x 24 x 34"	21 x 14"		75	\$396.72
HERBST-2436-6PH	3000	24 x 36 x 34"	21 x 14"		83	435.22
HERBST-2448-6PH	3000	24 x 48 x 34"	21 x 14"		91	462.99

All-Welded Pipe Stake Trucks

- **Ideal for transporting roll goods and other long, bulky loads.**

Removable 1½" diameter pipe stakes extend 30" above the reinforced 12 gauge deck. 2 rigid and 2 swivel, 8" non-marking polyurethane casters with brakes. FOB Shipping Point.



Product No.	ALL-WELDED PIPE STAKE TRUCKS		Wt. (lbs.)	Price Ea.
	Deck Size W x D			
HNBP-2436-8PUBK	24 x 36"		79	\$617.01
HNBP-2448-8PUBK	24 x 48"		90	650.52
HNBP-2460-8PUBK	24 x 60"		109	679.46
HNBP-3048-8PUBK	30 x 48"		110	682.24
HNBP-3060-8PUBK	30 x 60"		125	719.10
HNBP-3672-8PUBK	36 x 72"		152	769.73

Big Wheel Cradle Truck

- **1,000 lbs. capacity.**

Carries a variety of loads, including lumber, tool boxes, and pipe up to 20" diameter. Extra large 16" pneumatic wheels with roller bearings and 4-ply tires roll over the roughest surfaces. Carrier bed is constructed of ¾" plate and measures 30" long x 12" x 12". Offset "T" handle allows for 2 hand grip and greater control of load. FOB Shipping Point.

HTB-1 Big wheel Cradle Truck, Wt. 90 (lbs.) Price Ea. \$557.27



PLATFORM TRUCKS



"Air Cushioned" High Deck Truck

- Raised deck minimizes back strain.
- Rolls smoothly, evenly thanks to large tires.
- Handles loads up to 2500 lbs.

Rolls easily over rough floors and obstructions, even when fully loaded. Heavy-duty, all-welded steel construction is designed for years of work. FOB Shipping Point.

Product No.	"AIR CUSHIONED" HIGH DECK TRUCK		Wheel Dia.	Swivel Rigid	Wt. (lbs.)	Price Ea.
	Cap. (lbs.)	Platform Size W x L x H				
HBB2448B	2500	24 x 48 x 21"	12"	16"	160	\$841.66
HBB3060B	2500	30 x 60 x 21"	12"	16"	200	909.43
HBB3660B	2500	36 x 60 x 21"	12"	16"	210	962.03
HBB3672B	2500	36 x 72 x 21"	12"	16"	230	1,002.96

"Cushion Load" Platform Truck

- Available with pneumatic tires or with puncture-proof cushion rubber wheels.
- Rugged all-welded steel construction.

Choose 4-ply pneumatic tires to provide maximum cushion, absorbing shock and to reduce vibration -- ideal for moving loads over rough or uneven surfaces. Or select large 10" x 2.75" puncture-proof cushion rubber tires that are well-suited for use over irregular surfaces yet are easier to move under heavier loads than pneumatic tires. Removable crossbar handle. Rolls on 2 swivel, 2 rigid casters. FOB Shipping Point.



"CUSHION LOAD" PLATFORM TRUCK					
Product No.	9" x 3" PNEUMATIC TIRES		Cap. (lbs.)	Wt. (lbs.)	Price Ea.
	Deck Size	Cap. (lbs.)			
HNBB-2436-9P	24 x 36"	1200	89		\$501.49
HNBB-2448-9P	24 x 48"	1200	100		543.58
HNBB-3048-9P	30 x 48"	1200	114		605.37
HNBB-3060-9P	30 x 60"	1200	127		693.18
HNBB-3672-9P	36 x 72"	1200	158		794.85
Product No.	10" x 2 1/2" PUNCTURE PROOF RUBBER TIRES		Cap. (lbs.)	Wt. (lbs.)	Price Ea.
	Deck Size	Cap. (lbs.)			
HNBB-2436-10SR	24 x 36"	1500	93		\$598.69
HNBB-2448-10SR	24 x 48"	1500	104		627.64
HNBB-3048-10SR	30 x 48"	1500	118		669.30
HNBB-3060-10SR	30 x 60"	1500	131		707.15
HNBB-3672-10SR	36 x 72"	1500	162		808.82

For Factory Installed Floor Lock, add: -FL Add \$50.96



LITTLE GIANT®

All-Welded Heavy Duty Platform Truck

- Heavy 12 ga. reinforced steel deck for load capacities to 3600 lbs.
- Available with Floor Lock or Wheel Brakes.

This industrial grade welded steel platform truck stands up to years of work around the office, shop, warehouse or plant. Removable pipe handle with 2 cross braces. Smooth rolling mold-on rubber or non-marking polyurethane tread wheels. Also available with Floor Lock or Wheel Brakes to help prevent unwanted movement. FOB Shipping Point.



Floor Lock

ALL-WELDED HEAVY DUTY PLATFORM TRUCK					
Product No.	Deck Size	Cap. (lbs.)	Wt. (lbs.)	Price Ea.	
6" x 2" MOLD-ON RUBBER WHEELS					
HNBB-2436-6MR	24 x 36"	2000	84	\$417.31	
HNBB-2448-6MR	24 x 48"	2000	95	458.51	
HNBB-3048-6MR	30 x 48"	2000	115	519.40	
HNBB-3060-6MR	30 x 60"	2000	127	597.70	
HNBB-3672-6MR	36 x 72"	2000	157	699.37	
8" x 2" MOLD-ON RUBBER WHEELS					
HNBB-2436-8MR	24 x 36"	2400	88	543.04	
HNBB-2448-8MR	24 x 48"	2400	99	572.01	
HNBB-3048-8MR	30 x 48"	2400	119	613.67	
HNBB-3060-8MR	30 x 60"	2400	131	651.52	
HNBB-3672-8MR	36 x 72"	2400	161	753.19	
8" x 2" POLYURETHANE NON-MARKING TREAD W/WHEEL BRAKES					
HNBB-2436-8PYBK	24 x 36"	3600	79	541.70	
HNBB-2448-8PYBK	24 x 48"	3600	90	570.67	
HNBB-3048-8PYBK	30 x 48"	3600	110	612.33	
HNBB-3060-8PYBK	30 x 60"	3600	125	650.18	
HNBB-3672-8PYBK	36 x 72"	3600	152	751.85	

For Factory Installed Floor Lock, add: -FL Add \$50.96

All-Welded Platform Truck with Corner Bumpers

- Durable powder coated gray finish.
- Ships fully assembled and ready for immediate use.

Heavy-duty formed 12 gauge steel deck with extra underside reinforcements. Great wall and door protection. Removable pipe handle is 1 1/2" O.D. and has two cross braces to help retain load. Two rigid and two swivel 8" non-marking polyurethane casters with wheel brakes. FOB Shipping Point.



HNBB-2448-8PYBK

ALL-WELDED PLATFORM TRUCK WITH CORNER ROLLING BUMPERS			
Product No.	Deck Size	Wt. (lbs.)	Price Ea.
HNCB-2436-8PYBK	24 x 36"	80	\$551.87
HNCB-2448-8PYBK	24 x 48"	91	580.82
HNCB-2460-8PYBK	24 x 60"	111	608.52
HNCB-3048-8PYBK	30 x 48"	111	622.49
HNCB-3060-8PYBK	30 x 60"	126	660.33

PLATFORM TRUCKS



Double End Rack Platform Truck

• Sturdy 3600 lbs. capacity.

Welded steel construction with 2 removable lattice-style end racks. End racks extend 36" above the deck. Ideal for bulky packages and roll goods.

12 gauge reinforced steel deck - 9" deck height. Rolls quietly on 2 swivel and 2 rigid casters with non-marking 6" x 2" polyurethane wheels.

FOB Shipping Point.



DOUBLE END RACK PLATFORM TRUCK			
Product No.	Deck Size	Wt. (lbs.)	Price Ea.
HDR-2448-6PY	24 x 36"	108	\$679.70
HDR-2460-6PY	24 x 60"	121	771.04
HDR-3048-6PY	30 x 48"	123	741.49
HDR-3060-6PY	30 x 60"	138	823.88
HDR-3072-6PY	30 x 72"	153	883.72

High End Platform Truck

- Features non-marking polyurethane wheels.
- Rugged, durable 2000 lb. capacity.

Six-wheel design is fully maneuverable with 2-8" x 2" rigid center wheels with roller bearings and 4-5" corner mounted swivel casters with ball bearing wheels. All wheels are non-marking polyurethane tread for added maneuverability. 2 removable pipe handles extend 48" above the deck for taller loads -- which means fewer trips. FOB Shipping Point.



HHE-1648

HIGH END PLATFORM TRUCK			
Product No.	Size W x L x H	Wt. (lbs.)	Price Ea.
HHE-1648	16 x 48 x 58"	105	\$554.33
HHE-1660	16 x 60 x 58"	115	588.36
HHE-1672	16 x 72 x 58"	124	619.70
HHE-2448	24 x 48 x 58"	124	625.97
HHE-2460	24 x 60 x 58"	188	674.33



6-Wheel Platform Trucks

• 3600 lb. capacity.

Reinforced 12 gauge steel deck has center mounted rigid casters for a tighter turning radius. Polyurethane swivel casters under all 4 corners provide greater load support and stability. Removable pipe handle. FOB Shipping Point.

HNB6W-2448-6PY

6-WHEEL PLATFORM TRUCK			
Product No.	Deck Size W x L	Wt. (lbs.)	Price Ea.
HNB6W-2448-6PY	24 x 48"	114	\$556.12
HNB6W-2460-6PY	24 x 60"	124	612.54
HNB6W-3060-6PY	30 x 60"	149	692.24
HNB6W-3672-6PY	36 x 72"	182	837.31



All-Welded Steel Deck Platform Truck

- 5 x 1 1/4" polyurethane casters.
- 1200 lb. capacity.

This solid, yet economical pallet truck is fully assembled and ready for use. These all welded steel pallet trucks are built for long, trouble-free service in medium duty applications. Removable cross-brace handle extends 28" high above the reinforced formed steel deck.

Steel deck is available with flush edges or a 1 1/2" retaining lip. FOB Shipping Point.

ALL-WELDED STEEL DECK PLATFORM TRUCK				
Deck Size W x L	FLUSH EDGE DECK	1 1/2" LIP EDGE DECK	Wt. (lbs.)	Price Ea.
	Product No.	Product No.		
18 x 32"	HT700-UPS	HT700-LU-UPS	39	\$242.69
24 x 36"	HT710-UPS	HT710-LU-UPS	48	287.46
24 x 48"	HT720-UPS	HT720-LU-UPS	56	319.70

Ships UPS.

Ergonomic Work-Height Platform Trucks

• 2000 lb. capacity.

Ergonomic Work-Height Platform Trucks have a comfortable deck height which reduces bending and back strain. Adjustable Work-Height Platform Truck deck is adjustable from 24" to 34" in 2-inch increments to customize your work height. Heavy 12 gauge steel deck won't splinter or warp. Pushbar handle extends 14" above the deck and is removable to create an unobstructed deck surface. 6" x 2" mold-on rubber casters, 2 swivel and 2 rigid. Available with Flush Edge or 1 1/2" Lip Edge. FOB Shipping Point.

WORK-HEIGHT PLATFORM TRUCK - FIXED 26" H. DECK				
Flush Edge Product No.	1 1/2" Lip Edge Product No.	Deck Size W x L	Wt. (lbs.)	Price Ea.
HRNB-2448-6MR	HRNL-2448-6MR	24 x 48"	116	\$514.03
HRNB-3048-6MR	HRNL-3048-6MR	30 x 48"	131	574.93
HRNB-3060-6MR	HRNL-3060-6MR	30 x 60"	146	650.15
WORK-HEIGHT PLATFORM TRUCK - ADJUSTABLE 24-34" H. DECK				
HRNB-2448-6MR-AH	HRNL-2448-6MR-AH	24 x 48"	123	608.96
HRNB-3048-6MR-AH	HRNL-3048-6MR-AH	30 x 48"	138	664.48
HRNB-3060-6MR-AH	HRNL-3060-6MR-AH	30 x 60"	153	742.39

For Factory Installed Floor Lock, add: -FL Add \$50.96



HRNB-2448-6MR-AH

WAGONS & TRAILERS



Heavy Duty Wagon Trucks

- Fifth wheel steering provides greater maneuverability under heavier load conditions and over uneven surfaces.

Steering mechanism turns a full 360°, providing the shortest possible turning radius. Double grip T-Bar handle allows for 2-man operation. Pan style steel deck with 1½" lip or flush deck. FOB Shipping Point

DECK LIP UP Product No.	DECK FLUSH Product No.	Cap. (lbs.)	Deck Size W x L	Wt. (lbs.)	Price Ea.
PNEUMATIC 12" x 3½" WHEELS					
HCH-2448-12P	HCH-2448-12P-FSD	2000	24 x 48"	123	\$673.43
HCH-3048-12P	HCH-3048-12P-FSD	2000	30 x 48"	140	795.55
HCH-3060-12P	HCH-3060-12P-FSD	2000	30 x 60"	155	836.30
PNEUMATIC 16" x 4" WHEELS					
HCH-3048-16P	HCH-3048-16P-FSD	3000	30 x 48"	149	\$902.69
HCH-3060-16P	HCH-3060-16P-FSD	3000	30 x 60"	165	961.90
HCH-3672-16P	HCH-3672-16P-FSD	3000	36 x 72"	198	1,057.21
MOLD-ON RUBBER 12" x 2½" WHEELS					
HCH-2448-12MR	HCH-2448-12MR-FSD	3500	24 x 48"	185	\$761.19
HCH-3048-12MR	HCH-3048-12MR-FSD	3500	30 x 48"	201	836.42
HCH-3060-12MR	HCH-3060-12MR-FSD	3500	30 x 60"	216	898.21
HCH-3672-12MR	HCH-3672-12MR-FSD	3500	36 x 72"	251	1,054.93



Flush Metal Deck

8-Wheeler Wagon Truck

- 3000 lbs. capacity.

8 wheels distribute the load over greater surface area. 16" x 4" pneumatic wheels are 4 ply with roller bearings and 1" axles. 12 gauge steel deck is available with flush edges or a 1½" retaining lip. Ring Drawbar/T-handle with 2½" I.D. ring allows for intermittent low speed towing. FOB Shipping Point.

Deck Size W x L	8-WHEELER WAGON TRUCK		Wt. (lbs.)	Price Ea.
	1½" LIP EDGE DECK Product No.	FLUSH EDGE DECK Product No.		
30 x 48"	HCD-3048-16P-CR	HCD-3048-16PFD-CR	155	\$1,274.33
30 x 60"	HCD-3060-16P-CR	HCD-3060-16PFD-CR	170	1,345.07
36 x 60"	HCD-3660-16P-CR	HCD-3660-16PFD-CR	187	1,435.52
36 x 72"	HCD-3672-16P-CR	HCD-3672-16PFD-CR	202	1,513.43



HCD-3060-16PFD-CR

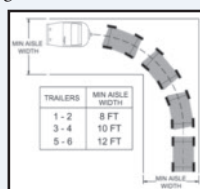
Tracking Trailer

- 2000 lbs. capacity.
- 12 gauge steel deck with boxed edges has reinforced understructure.

The pivoting axles of these trailers are connected by a tie rod which turns the front and rear wheels in opposite directions. This design provides agile maneuvering of individual or multiple trailers in narrow aisles and around tight corners. A rear hitch on the four wheel steering trailer allows multiple trailers to track in the path of the lead trailer. 16" pneumatic wheels with 1" roller bearings. 2½" I.D. ring drawbar with pin and clevis rear hitch. Not intended for speeds above 5 mph. FOB Shipping Point.



Product No.	Overall Size W x L x H	Wt. (lbs.)	Price Ea.
HCT-3660-16P	36 x 60 x 19"	251	1,665.67



Minimum Aisle Width
8 feet
(up to 3 Trailers)



View of Understructure



Ring Drawbar Hitches to
Pin & Clevis

Caster Steer Trailers

- 2000 lbs. capacity.

Versatile units can be used individually as platform trucks, then quickly converted into a train of trailers using pin & clevis coupler at rear. Ring Drawbar with 2½" I.D. stays in upright position for use as a platform truck. Pipe rack/pushbar handle extends 29" above a 12 gauge steel deck. Heavy service 8" mold-on rubber casters, 2 swivel, 2 rigid. FOB Shipping Point.



HCS-3060-8MRHD

Pin & Clevis Rear Coupler

Product No.	Deck Size W x L	Wt. (lbs.)	Price Ea.
HCS-3060-8MRHD	30 x 60"	160	\$937.64
HCS-3072-8MRHD	30 x 72"	175	975.75
HCS-3660-8MRHD	36 x 60"	178	988.39
HCS-3672-8MRHD	36 x 72"	195	1,032.16

Steel Deck Wagons

- Perfect for lightweight transportation around the warehouse, plant or office.
- Durable 12 gauge steel, available as solid steel deck or perforated steel deck.

Choice of puncture proof rubber wheels, or pneumatic wheels. Pull handle has vinyl hand grip. Wagons have 1½" retaining lip around the edges that help confine the load. Solid steel deck offers maximum durability. Perforated steel deck allows dirt and moisture to pass through. Deck size is 24"W. x 36"L. Durable powder coat Red finish. Ships fully assembled via small package carrier. FOB Shipping Point.

Product No.	Cap. (lbs.)	STEEL DECK WAGONS		Wt. (lbs.)	Price Ea.
		Wheel Size	Wheel Description		
SOLID STEEL DECK					
HLW-2436-10	1000	10 x 2¾"	Solid rubber	76	\$356.42
HLW-2436-10P	1000	10 x 3½"	Pneumatic	67	480.00
PERFORATED STEEL DECK					
HLWP-2436-10	1000	10 x 2½"	Solid rubber	73	351.04
HLWP-2436-10P	1000	10 x 3½"	Pneumatic	63	475.52



HLW-2436-10P



Perforated Steel Deck

PANEL & PLATFORM TRUCKS



Adjustable Sheet & Panel Truck

- Versatile truck can be configured for multiple applications to transport all tools and materials to the job site in one trip.

Ideal for large or small quantities of sheet material. Also can be used as a standard platform truck. Includes 2 heavy duty uprights that extend 27" above the deck and can be placed in 4 positions. Great for rolled goods, office partition panel, folding tables, etc. Rolls on 2 rigid, 2 swivel casters. FOB Shipping Point.

Product No.	ADJUSTABLE SHEET & PANEL TRUCK			Price Ea.
	Deck Size W x L	Cap. (lbs.)	Wt. (lbs.)	
	6" x 2" NON-MARKING POLYURETHANE WHEELS			
HAPT-2436-6PY	24 x 36"	3600	99	\$590.15
HAPT-2448-6PY	24 x 48"	3600	117	658.21
HAPT-2460-6PY	24 x 60"	3600	134	735.22
HAPT-3048-6PY	30 x 48"	3600	132	721.79
HAPT-3060-6PY	30 x 60"	3600	150	804.18



Model HAPT-2448-6PY

Product No.	Description	For Deck Size	Wt. (lbs.)	Price Ea.
H004-0011	Upright divider 36"L.	For 36"L. decks	15	\$84.18
H004-0024	Upright divider 48"L.	For 48"L. decks	18	98.51
H004-0023	Upright divider 60"L.	For 60"L. decks	21	115.52

All-Welded Sheet and Panel Truck

- "A" frame design is perfect for carrying plywood, drywall or panels.
- Heavy-duty 12 ga. steel base features a 1" retaining lip on each side.

Frame extends 48" above deck with uprights 12" apart at the base. Easy rolling on 6" phenolic wheels. Your choice of 4 swivel casters or 2 rigid, 2 swivel casters with Floor Lock. FOB Shipping Point.



HAF2448

ALL-WELDED SHEET & PANEL TRUCK						
Deck Size	4 SWIVEL CASTERS			2 SWIVEL, 2 RIGID CASTERS With FLOOR LOCK		
	Product No.	Wt. (lbs.)	Price Ea.	Product No.	Wt. (lbs.)	Price Ea.
24 x 36"	HAF2436	108	\$478.21	HAF2436-2R-FL	116	\$522.09
24 x 48"	HAF2448	122	540.90	HAF2448-2R-FL	153	585.67
24 x 60"	HAF2460	137	619.70	HAF2460-2R-FL	190	665.37
30 x 48"	HAF3048	134	617.91	HAF3048-2R-FL	190	662.28
30 x 60"	HAF3060	150	680.33	HAF3060-2R-FL	154	716.51
36 x 72"	HAF3672	184	779.87	HAF3672-2R-FL	188	816.04

All-Welded Vertical Sheet Rack

- Upright dividers are 27", 36", and 42" high.

Welded construction with 1 1/2" O.D. tubular dividers on a base of square tubing and angle iron that includes lag down holes and keeps stored materials up off the floor. Storage bays (4 total) are 7" wide with 1500 lbs. capacity each. Available with an all-welded frame. FOB Shipping Point.



HSR-3648

Product No.	VERTICAL SHEET RACK		Wt. (lbs.)	Price Ea.
	Overall Size W x D x H	ALL-WELDED UNIT		
HSR-3648	48 x 36 x 43 1/2"		95	\$497.91

All-Welded Drywall Cart

- Designed for easy, safe, one-man transport of drywall.
- 12 ga. 14" x 44" steel deck is sloped to retain the load.

Features a smooth rounded notched deck frame for easy maneuverability through doors. Rolls on 4-8" x 2" polyurethane casters. Available in a standard model or Deluxe model which features the added protection of a tubular steel bumper frame. Standard model: Overall size 24"W x 44"L x 51"H. Deluxe model: Overall size 26"W x 54"L x 51"H. FOB Shipping Point.



HDC-2444-8PY



HDCB-2654-8PY

Product No.	ALL-WELDED DRYWALL CART		Wt. (lbs.)	Price Ea.
	Caster Type			
STANDARD MODELS				
HDC-2444-8PY	4 Swivel		98	\$554.33
HDC-2444-2R8PYFL	2 Rigid, 2 Swivel w/Floor Lock		103	607.16
DELUXE MODELS (STEEL BUMPER)				
HDCB-2654-8PY	4 Swivel		136	577.61
HDCB2654-2R8PYFL	2 Rigid, 2 Swivel w/Floor Lock		141	635.82

All-Welded Panel Truck

- Three removable uprights extend 27" above the deck.

For transporting panels, roll goods and other long items. Load space between uprights is 9 1/2". Swivel casters have 5" non-marking polyurethane wheels. Available with choice of wood or carpet covered wood rails to protect the load. FOB Shipping Point.



HPT-2436-5PY



HPTC-2436-5PY

Product No.	ALL-WELDED PANEL TRUCK		Wt. (lbs.)	Price Ea.
	Type	Size W x L		
HPT-2436-5PY	Wood Ends	24 x 36"	78	\$325.97
HPTC-2436-5PY	Carpeted Ends	24 x 36"	80	348.36

SHEET & BAR RACKS

48 Hours
to Ship



Variable Height Sheet Rack

- Perfect for shops with multiple sizes of materials.
- All welded steel construction provides years of service.

Features 4 different bays with heights from 15" to 41 3/4" -- increases visibility of stored materials. Comes complete with 1/2" dia. lag down holes. FOB Shipping Point.



POWDER
COATED
TOUGH™

VARIABLE HEIGHT SHEET RACK						
Product No.	Cap. (lbs.)/Bay	No. of Bays	Distance Between Bays	Size W x D x H	Wt. (lbs.)	Price Ea.
HVHSR-4	1500	4	6 7/8"	47 3/4" x 36" x 41 3/4"	170	\$535.99

Vertical Storage Rack

- Separation/support bars are welded for long lasting quality.
- Restraint chain securely constrains items in storage bays.

Four bays are standard. Unit is supplied with lag down points. FOB Shipping Point.



POWDER
COATED
TOUGH™


VERTICAL STORAGE RACK						
Product No.	Cap. (lbs.)/Bay	No. of Bays	Distance Between Bays	Size W x D x H	Wt. (lbs.)	Price Ea.
HVSRT-47	1500	4	9 3/4"	48 1/2" x 24" x 61"	185	\$426.88

Economical Material Racks

- Designed for long, awkward materials.

HSR-SS Series...self supporting 66" high A frame features 7 storage levels with an evenly distributed load capacity of 2,000 lbs. Arms extend up to 12" beyond A-Frame. Base measures 60" x 36". Bright zinc plating provides a long term, attractive appearance. Shipped KD with quick and convenient assembly. FOB Shipping Point.

HSR-SS Wt. 61 (lbs.) Price Ea. \$221.91 (Check availability.)



HSR-WM Series...wall mounted dual 60"H. supports have 3-18" arms and 4-15" arms. Uniform load capacity is 1,000 lbs. 18" arms have 9" height clearance and the 15" arms have 7.25" clearance. Bright zinc plating provides a long term, attractive appearance. Shipped KD with quick and convenient assembly. FOB Shipping Point.

HSR-WM Wt. 24 (lbs.) Price Ea. \$124.85



HVRSOR-54

Heavy Duty Roll-Out Shelving

Roll-out shelving racks store heavy dies, fixtures, and machinery. Capacity per shelf is 1,500 pounds evenly distributed with a total uniform capacity of 6,000 pounds. Shelves roll out for convenient loading and retrieving. Can be easily loaded and unloaded with a crane, overhead hoist, forklift, or stacker. Individual shelf heights are adjustable on 2 3/8" centers. Features 10 gauge steel shelves that can extend 20", one (1) at a time, and be locked in the extended position for maximum safety. Top shelf is fixed, non-adjustable. Add on units are available. All steel construction with baked-in powder-coated toughness. Ships unassembled. Three (3) shelves per side of the HVRSOR-114. FOB Shipping Point.

HEAVY DUTY ROLL-OUT SHELVING						
Product No.	Description	Overall Size W x D x H	Shelf Size W x D	Number of Shelves	Wt. (lbs.)	Price Ea.
HVRSOR-54	Single	57 x 32 x 80"	52 x 32"	3	485	\$3,262.92
HVRSOR-114	Double	114 x 32 x 80"	52 x 32"	6	830	\$5,705.95
HVRSOR-A-114	Add-On	54 x 32 x 80"	52 x 32"	3	395	\$2,889.88

HVRSOR-SLF Additional Shelves, Wt. 110 (lbs.) Price Ea. \$497.93

Standard Sheet Rack

- Rack design supports vertical or horizontal storage of sheet material.
- Standard unit comes with 4 bays.

Intermediate floor bracing gives added steel support while keeping material off the floor. Unit is supplied with lag down points. FOB Shipping Point.



STANDARD SHEET RACK						
Product No.	Cap. (lbs.)/Bay	No. of Bays	Distance Between Bays	Size W x L x H	Wt. (lbs.)	Price Ea.
HVSSR-15	1500	4	10"	50 x 84 x 44"	290	\$1,069.95

Vertical Bar Racks

- All welded steel construction
- Designed to be placed up against a wall.

Long pieces stack vertically while shorter parts are kept horizontal on the 3 pan bays. Unit is supplied with lag down points. FOB Shipping Point.

POWDER
COATED
TOUGH™



VERTICAL BAR RACK						
Product No.	Cap. (lbs.)	No. of Bays	Distance Between Shelves	Size W x D x H	Wt. (lbs.)	Price Ea.
HVBR-9	3000	3	18 1/2"	39 3/4" x 24" x 84 1/2"	152	\$329.92

MOBILE CARTS & DOLLIES



Ergo-Handle Carts

Constructed of heavy-duty steel to handle uniform loads up to 4,000 pounds. The patented ergonomic handle decreases fatigue by allowing the operator to easily maneuver the cart. Handle can be inverted for individual height comfort. Rolls on 8" x 2" casters, two (2) rigid and two (2) swivel with roller bearings. Many caster styles to choose from. Additional size available. FOB Shipping Point.



ERGO-HANDLE CARTS						
Product No.	Platform Size W x L	Shelf Clearance 8" x 2" GLASS-FILLED-NYLON CASTERS	Top Shelf Height	Max Cap. Cart/Shelf	Wt. (lbs.)	Price Ea.
2 SHELF UNITS						
HDH-PH4-2436	24 x 36"	22 1/2"	36 3/8"	4000/2000 lbs.	220	\$595.99
HDH-PH4-2448	24 x 48"	22 1/2"	36 3/8"	4000/2000 lbs.	233	649.92
HDH-PH4-3448	34 x 48"	22 1/2"	36 3/8"	4000/2000 lbs.	287	760.93
HDH-PH4-3472	34 x 72"	22 1/2"	36 3/8"	4000/2000 lbs.	342	866.99
3 SHELF UNITS						
HDH-PH4-2436-3	24 x 36"	10 1/2"	36 3/8"	4000/2000 lbs.	230	678.93
HDH-PH4-2448-3	24 x 48"	10 1/2"	36 3/8"	4000/2000 lbs.	286	736.88
HDH-PH4-3448-3	34 x 48"	10 1/2"	36 3/8"	4000/2000 lbs.	313	1,050.96
HDH-PH4-3472-3	34 x 72"	10 1/2"	36 3/8"	4000/2000 lbs.	403	939.87
8" x 2" MOLD-ON-RUBBER CASTERS						
2 SHELF UNITS						
HDH-MR2-2436	24 x 36"	22 1/2"	36 3/8"	2400/2000 lbs.	225	541.97
HDH-MR2-2448	24 x 48"	22 1/2"	36 3/8"	2400/2000 lbs.	229	584.91

The Aluminum Movemaster Pallet Dolly

- One man can move pallet loads up to 8,000 lbs.
- Super-tough aluminum construction ensures extra strong support of heavy loads.
- Frees up expensive equipment for other work.

FOB Shipping Point.



Shown with Optional Push Handle

4,000 LB. CAPACITY 6 ROLLERS				6,000 LB. CAPACITY 8 ROLLERS				8,000 LB. CAPACITY 10 ROLLERS			
Size L x W	Product No.	Wt. (lbs.)	Price Ea.	Product No.	Wt. (lbs.)	Price Ea.		Product No.	Wt. (lbs.)	Price Ea.	
36 x 36"	HDOL-3636-6T	32	\$300.85	HDOL-3636-8T	38	\$372.96		HDOL-3636-10T	44	\$414.89	
36 x 42"	HDOL-3642-6T	33	\$312.87	HDOL-3642-8T	39	\$377.87		HDOL-3642-10T	45	\$421.85	
36 x 48"	HDOL-3648-6T	44	\$324.92	HDOL-3648-8T	40	\$396.85		HDOL-3648-10T	46	\$434.85	
40 x 48"	HDOL-4048-6T	73	\$327.95	HDOL-4048-8T	79	\$400.88		HDOL-4048-10T	85	\$443.87	
42 x 42"	HDOL-4242-6T	71	\$338.87	HDOL-4242-8T	77	\$408.87		HDOL-4242-10T	83	\$447.95	
48 x 48"	HDOL-4848-6T	85	\$358.99	HDOL-4848-8T	91	\$428.96		HDOL-4848-10T	97	\$475.85	

HDOL-HDL Optional Push Handle, \$52.91.

Aluminum Channel Dolly

- Sturdy aluminum dollies are constructed of aluminum channel and supports loads up to 2000 lbs.
- Lightweight design allows personnel to conveniently pick up and carry to destination.
- Extra mobility on four - 5 x 2" poly-on-steel casters.

FOB Shipping Point.



Product No.	Capacity (lbs.)	Deck Height	Size W x L	Wt. (lbs.)	Price Ea.
HACP-2436-20	2000	10 1/8"	24 x 36"	61	\$519.93
HACP-2442-20	2000	10 1/8"	24 x 42"	64	527.87
HACP-4042-20	2000	10 1/8"	40 x 42"	78	599.88

OPEN DECK HARDWOOD DOLLIES						
Product No.	Deck Size W x L	Deck Height	Uniform Static Cap. (lbs.)	Caster Size	Wt. (lbs.)	Price Ea.
HHDOF-1624-9	16 x 24"	5 1/2"	900	3 x 1 1/2"	18	\$93.93
HHDOF-2436-9	24 x 36"	5 1/2"	900	3 x 1 1/2"	24	107.87
HHDOF-1624-12	16 x 24"	6 3/8"	1200	4 x 1 1/2"	20	103.88
HHDOF-2436-12	24 x 36"	6 3/8"	1200	4 x 1 1/2"	26	116.91
SOLID DECK HARDWOOD DOLLIES						
HHDOS-1624-9	16 x 24"	6 3/8"	900	3 x 1 1/2"	17	99.92
HHDOS-2436-9	24 x 36"	6 3/8"	900	3 x 1 1/2"	30	141.91
HHDOS-1624-12	16 x 24"	6 3/8"	1200	4 x 1 1/2"	22	106.99
HHDOS-2436-12	24 x 36"	6 3/8"	1200	4 x 1 1/2"	32	147.96
VINYL COVERED HARDWOOD DOLLIES						
HFDOL-1624-9	16 x 24"	5 1/2"	900	3 x 1 1/2"	20	168.91
HFDOL-2436-9	24 x 36"	5 1/2"	900	3 x 1 1/2"	30	212.95
HFDOL-1624-12	16 x 24"	7"	1200	4 x 1 1/2"	23	174.99
HFDOL-2436-12	24 x 36"	7"	1200	4 x 1 1/2"	34	217.99
HFDOL-2448-12	24 x 48"	7"	1200	4 x 1 1/2"	41	266.99
CARPET HARDWOOD DOLLIES (COLOR MAY VARY)						
HHDOC-1624-9	16 x 24"	5 1/2"	900	3 x 1 1/2"	12	44.91
HHDOC-1830-9	18 x 30"	5 1/2"	900	3 x 1 1/2"	14	59.85



Hardwood Dollies

- Designed for rugged use and to transport loads up to 1200 lbs. easily and efficiently.
- Features tough hardwood deck construction.


Available in flush deck or solid deck models. Rolls on hard rubber swivel casters. FOB Shipping Point.



HFDOL Series



HHDOF Series



HHDOS Series



HHDOC Series

Panel Carts

The Panel Cart is perfect for handling items such as sheets of paneling, plywood, doors, and lumber. A removable plastic basket is included for carrying smaller items. Rollers are provided on one end for easy loading and unloading. Two (2) rigid and two (2) swivel w/brake 4" x 2" casters. Ships knockdown. Steel construction. Baked-in powder-coated toughness. Overall height is 40 1/2". FOB Shipping Point.



PANEL CARTS						
Product No.	Deck Size W x L	Uniform Static Cap.	Caster Size	Caster Type	Wt. (lbs.)	Price Ea.
HPRCT	26 x 30"	2000 lbs.	4 x 2"	Glass-Filled Nylon	121	\$586.85

Stockpicker Trucks

Stockpicker Trucks combine the mobility of a cart with the versatility of a steel step ladder. Spring loaded steel step ladder holds the cart securely in place while a person is standing on the ladder. Shelves have a 2" lip turned up. 4" x 2" mold-on-rubber casters, two (2) rigid and two (2) swivel with wheel brakes. Blue baked-in powder-coat finish for added toughness. Aluminum construction available. FOB Shipping Point.



STOCKPICKER TRUCKS							
Product No.	No. of Shelves	Bottom Shelf Size W x L	Shelf Clearance	Uniform Cap. Per Shelf	Total Uniform Cap.	Wt. (lbs.)	Price Ea.
HSPS2-2236	2	21 1/2 x 35 1/2"	28"	550	1000 lbs.	146	\$584.95
HSPS2-2848	2	27 1/2 x 47 1/2"	28"	550	1000 lbs.	225	649.89
HSPS3-2236	3	21 1/2 x 35 1/2"	13"	550	1000 lbs.	200	657.85

PANEL MOVERS

DURHAM MFG
Est. 1922

Drywall Trucks

• **3,000 lb. capacity.**

Heavy duty, 14 gauge, steel platform. Deck height 13". Full wrap around bumper

*except HDTR model. Ships fully assembled. Durable, textured, gray powder coat finish. FOB Shipping Point.

Steel surcharges may apply.



HDT-2448-8PU-95



HDTR-2045-8PU-95

DRYWALL TRUCKS

Product No.	Size W x D x H	Type of Caster	Deck Dim.	Wt. (lbs.)	Price Ea.
HDT-2448-8MR-95	23 1/2 x 49 1/2 x 47 1/2"	8 x 2" Mold-on-Rubber (2) rigid and (2) swivel with side brakes	12 x 43 1/2"	128	\$531.25
HDT-3048-8MR-95	30 x 52 x 47 1/2"	8 x 2" Mold-on-Rubber (2) rigid and (2) swivel	18 x 47 1/2"	137	\$517.63
HDT-3048-8MR4SW-95	30 x 52 x 47 1/2"	(4) swivel 8 x 2" Mold on Rubber	18 x 47 1/2"	140	\$533.97
HDT-2448-8PU-95	23 1/2 x 49 1/2 x 47 1/2"	(4) swivel 8 x 2" Polyurethane	12 x 43 1/2"	117	\$494.40
HDTR-2045-8PU-95	20 1/2 x 43 1/2 x 47 1/2"	(4) swivel 8 x 2" Polyurethane	12 x 43 1/2"	101	\$487.34



HAPT-2436-95



HAPT2SH24366PU95



HAPT10V-2472-2-5PU-95



HAPT8V-2448-5MR-95



HAPT-2460-6MR-95



HAPT12V-3672-5MR-95

Adjustable Panel Moving Trucks

• **Heavy-duty, 14 gauge, steel platform.**

Easy to access and pick up on-board product. Create multiple opening sizes by adjusting dividers. All casters: 2 rigid, 2 swivel. Allows for the storage and transportation of various sizes of panels and product. Gray, textured, powder coat finish. FOB Shipping Point.

ADJUSTABLE PANEL MOVING TRUCKS

Product No.	Dim. W x D x H	Platform Dims.	Dividers	Casters	Cap. (lbs.)	Wt. (lbs.)	Price Ea.
HAPT12V-3672-5MR-95	39 1/2 x 75 1/2 x 44"	36 x 72"	12	5 x 2" Mold-On rubber	1,800	299	\$1,167.67
HAPT8V-2448-5MR-95	27 1/2 x 51 1/2 x 45"	24 x 48"	8	5 x 2" Mold-On rubber	1,800	179	\$724.64
HAPT-2460-6MR-95	24 x 63 1/2 x 45"	24 x 60"	6	6 x 2" Mold-On rubber	2,000	180	\$667.64
HAPT2SH30486MR-95	30 x 51 1/2 x 36"	30 x 48"	2	6 x 2" Mold-On rubber	2,000	121	\$535.69
HAPT2SH30606MR95	30 x 63 1/2 x 36"	30 x 60"	2	6 x 2" Mold-On rubber	2,000	150	\$592.46
HAPT-2436-95	24 x 39 1/2 x 45"	24 x 36"	6	6 x 2" Phenolic	2,000	134	\$578.00
HAPT-2448-95	24 x 51 1/2 x 45"	24 x 48"	6	6 x 2" Phenolic	2,000	153	\$635.33
HAPT-3048-95	30 x 51 1/2 x 45"	30 x 48"	6	6 x 2" Phenolic	2,000	167	\$670.61
HAPT-3060-95	30 x 63 1/2 x 45"	30 x 60"	6	6 x 2" Phenolic	2,000	185	\$733.04
HAPT-3672-95	36 x 75 1/2 x 45"	36 x 72"	6	6 x 2" Phenolic	2,000	216	\$875.39
HAPT10V-2472-2-5PU-95	27 1/2 x 78 1/2 x 70"	24 x 72"	10	5 x 1 1/2" Polyurethane w/ side brakes	1,400	265	\$1,015.55
HAPT2SH30365PU95	30 x 39 1/2 x 34 1/2"	30 x 36"	2	5 x 1 1/2" Polyurethane w/ side brakes	1,400	94	\$379.27
HAPT2SH36485PU95	36 x 51 1/2 x 34 1/2"	36 x 48"	2	5 x 1 1/2" Polyurethane w/ side brakes	1,400	125	\$512.39
HAPT2SH24366PU95	24 x 39 1/2 x 36"	24 x 36"	2	6 x 2" Polyurethane	3,600	97	\$478.94
HAPT2SH24726PU95	24 x 75 1/2 x 36"	24 x 72"	2	6 x 2" Polyurethane	3,600	152	\$615.99
HAPT2SH30486PU95	30 x 51 1/2 x 36"	30 x 48"	2	6 x 2" Polyurethane	3,600	114	\$556.91
HAPT2SH30606PU95	30 x 63 1/2 x 36"	30 x 60"	2	6 x 2" Polyurethane	3,600	144	\$587.94
HAPT2SH30726PU95	30 x 75 1/2 x 36"	30 x 72"	2	6 x 2" Polyurethane	3,600	162	\$683.93
HAPT2SH36606PU95	36 x 63 1/2 x 36"	36 x 60"	2	6 x 2" Polyurethane	3,600	151	\$608.51



HPM-2831-CR-95



HPM-2831-OD-5PO-95

Panel Moving Trucks

Heavy duty, 14 gauge, steel platform. Easy to access and pick up on-board product. Allows for the storage and transportation of various sizes of panels & products. Durable, gray, textured powder coat finish. FOB Shipping Point.

PANEL MOVING TRUCKS

Product No.	Dim. W x D x H	Capacity (lbs.)	Type	Dividers	Casters	Wt. (lbs.)	Price Ea.
HPM-2436-5PH-95	24 x 38 1/2 x 45"	2,000	Solid Deck	(4) Fixed	5 x 2" Phenolic - 2 rigid, 2 swivel	114	\$442.39
HPM-2831-OD-5PO-95	28 1/2 x 31 1/2 x 33 1/2"	1,400	Open Deck	(3) Removable	5 x 1 1/2" Polyolefin, side brakes, 4 swivel	78	\$306.04
HPM-2439-CR-95	24 1/2 x 39 1/2 x 33 1/2"	1,000	Carpeted Rails	(3) Removable	5 x 1 1/2" Polyurethane, side brakes, 4 swivel	85	\$317.96
HPM-2831-CR-95	28 1/2 x 31 1/2 x 33 1/2"	1,200	Carpeted Rails	(3) Removable	5 x 1 1/2" Polyurethane, side brakes, 4 swivel	84	\$342.04
HPM-2831-OD-95	28 1/2 x 31 1/2 x 33 1/2"	1,200	Open Deck	(3) Removable	5 x 1 1/2" Polyurethane, side brakes, 4 swivel	80	\$319.57
HPM-2831-SD-95	28 1/2 x 31 1/2 x 33 1/2"	2,000	Solid Deck	(3) Removable	5 x 2" Polyurethane, side brakes, 4 swivel	103	\$403.48
HPMWV-2436-6PU-95	24 x 36 x 45"	2,000	Perforated Deck	(4) Fixed	6 x 2" Polyurethane, side brakes, 4 swivel	121	\$511.96
HPM6W-3048-6PU-95	30 x 48 x 45"	3,600	Solid Deck	(4) Fixed	6 x 2" Polyurethane, 2 rigid, 4 swivel	147	\$613.64

A-Frame Trucks

• **2,000 lb. capacity.**

1 1/2" angle iron frame. 12 gauge, steel deck with reinforced channels underneath. 1 1/2" lip on deck prevents parts from falling off during transport. 6 x 2" phenolic casters; (4) swivel. Ships fully assembled. Durable, gray, textured powder coat finish. FOB Shipping Point.

A-FRAME TRUCKS DOUBLE SIDED

Product No	Overall Dim. W x D x H	Deck Space on Each Side of "A"	Deck Ht.	Wt. (lbs.)	Price Ea.
HAF-2448-95	24 x 48 1/2 x 56 1/2"	6"	9 1/2"	160	\$531.99
HAF-3048-95	30 x 48 1/2 x 56 1/2"	9"	9 1/2"	168	\$576.28
HAF-3060-95	30 x 60 1/2 x 56 1/2"	9"	9 1/2"	192	\$687.15
HAF-3672-95	36 x 72 1/2 x 56 1/2"	12"	9 1/2"	213	\$665.10

SINGLE SIDED WITH SLANTED DECK FOR DRYWALL TRANSPORT
HDATF-2448-6PH-95 24 x 48 1/2 x 57" 9 1/2" 10 1/2" 129 408.18

SHOP STORAGE TRUCKS

DURHAM MFG
Est. 1922

Adjust-A-Tray Truck

- A complete portable material handling system.
- Versatile design accommodates a wide range of packaged and unpackaged goods, components and assemblies.

Keep parts, tools, supplies and packages right at the assembly line or work center. Heavy duty all steel construction. Base is 1½" x ½" angle iron with 11 ga. steel formed upright channels punched on ¾" centers. Hook-on trays are made of 16 ga. steel and must be ordered separately. Wire drop handles are supplied on all hook-on trays. Easy rolling on bolt on 6" x 2" phenolic casters, 2 rigid, 2 swivel. Finished in durable Gray powder coat finish. Shipped fully assembled and ready for use. FOB Shipping Point.

ADJUST-A-TRAY TRUCKS						
Product No.	Cap. (lbs.)	Description	Size W x D x H	Tray Cap.	Wt. (lbs.)	Price Ea.
HATT-2438-95	1500	Single sided	38 x 24 x 67¼"	7-6"	116	\$481.21
HATT-4038-95	2500	Double sided	38 x 40 x 67¼"	14-6"	124	615.37



HATT-4038-95
Trays Sold Separately



HATT-2438-95
Trays Sold Separately

HOOK-ON TRAYS						
Product No.	Description	Size W x D x H	Tray Cap.	Wt. (lbs.)	Price Ea.	
HTR-1500-95	Open front	36 x 15 x 6"	7-6"	22	\$83.48	
HTR-1502-95	3" closed front	36 x 15 x 6"	14-6"	24	86.03	



Hook-On Trays

HTR-1500-95 & HTR-1502-95



Hanger Bar & Spindles

HANGER BAR & SPINDLES			
Product No.	Fits Trays	Wt. (lbs.)	Price Ea.
HHB-36-95	4"H. x 36"L.	6	\$38.18
HSP-515-95	½" rod x 15"L.	6	18.36

Pan & Tray Truck

- 1200 lbs. capacity.
- 16 gauge steel trays (sold separately).

Constructed of 1½" x ½" angle iron. Rolls on 5" x 1¼" bolt-on polyurethane casters, (4) swivel with side brakes. Trucks ship fully assembled. Trays slide easily into place. Durable, gray, textured powder coat finish. FOB Shipping Point.

Product No.	Size W x D x H	Spacing	No. of Trays	Wt. (lbs.)	Price Ea.
HPAT-24-4-14-95	33½ x 24 x 67"	4"	14	148	\$882.16
HPAT-24-6-9-95	33½ x 24 x 67"	6"	9	122	657.72
HPAT-36-4-14-95	33½ x 36 x 67"	4"	14	186	1,003.75
HPAT-36-6-9-95	33½ x 36 x 67"	6"	9	154	683.58

TRAYS FOR PAN & TRAY TRUCKS					
Product No.	Description	Size W x D	Tray Depth	Wt. (lbs.)	Price Ea.
HTRM-2430-95	Perforated Tray	30 x 24"	24"	12	\$125.49
HTRM-3630-95	Perforated Tray	30 x 36"	36"	18	153.43
HTRS-2430-95	Solid Tray	30 x 24"	24"	15	109.25
HTRS-3630-95	Solid Tray	30 x 36"	36"	24	142.51



Trays sold separately

Steel surcharges may apply.

Mobile Shop Desks

- Easy mobility and durable construction features.
- FOB Shipping Point.

HMSD-2023-95...features a sliding drawer with cylinder lock and compartments for storing pen, pencils and more. Lip at base of work surface keeps items from falling off the sloped top. Rolls on 4-3" rubber swivel plug-in casters. Gray powder coat finish. Shipped assembled and ready for use.



HMSD-2023-95

HFED-2023-95...features 2 sliding drawers with compartments for storing pen, pencils and more. Lower storage compartment has a single point locking handle. 2 keys are provided. Lip at base of work surface keeps items from falling off sloped top. Rolls on 4 - 3" rubber swivel plug-in casters. Gray powder coat finish. Minimal assembly required.



HFED-2023-95

HPSD-2430-4-D-95...features a sliding drawer with cylinder lock. Top shelf has front lip bent down with sides and back bent up. Center and bottom shelves have all side lips bent up to prevent items from falling off. Rolls on 5 x 1½" polyurethane casters (2 rigid, 2 swivel). Gray powder coat finish.



HPSD-2430-4-D-95

Product No.	Cap. (lbs.)	Size W x D x H	Wt. (lbs.)	Price Ea.
HMSD-2023-95	500	23 x 20 x 47¼"	89	\$546.73
HFED-2023-95	500	23 x 20 x 51"	125	707.03
HPSD-2430-4-D-95	1200	30 x 24 x 55¼"	150	716.69



Louvered Panel & Pegboard A-Frame Trucks

- 2,000 lbs. total capacity.
- Louvered panels accommodate all sizes of Hook-On Bins® (bins sold separately).

Versatile and mobile trucks are perfect for any environment. Frame is made from 1½" angle iron with 16 gauge louvered panels and 16 gauge steel pegboard welded to opposite sides of the truck. Pegboard holes are punched on 1" centers and accommodate standard peg hooks (pegboard hooks sold separately). Deck is 12 gauge steel with reinforced channels underneath and sits 8" above the floor. 1½" lip on deck prevents parts from falling off during transport. Heavy duty handle makes transport easy. Truck comes with 6 x 2" phenolic casters - 2 rigid and 2 swivel with side brakes. Available in Gray powder coat finish. Overall size 48W" x 30D" x 57H". Ships fully assembled. FOB Shipping Point.

LOUVERED PANEL AND PEGBOARD A-FRAME TRUCKS			
Product No.	Description	Wt. (lbs.)	Price Ea.
HAF-3048-PB-95	Pegboard on Both Sides	226	\$802.84
HAF-3048-PB-LP-95	Louvered Panels & Pegboard on Opposite Sides	254	802.84
HAF-3048-PB-LP-BS-95	Louvered Panels & Pegboard Both on Each Side	230	802.84
HAF-3048-LP-95	Louvered Panels on Both Sides	234	802.84

MOBILE BENCH CABINETS

DURHAM MFG
Est. 1922

36/48"W Mobile Bench Cabinets

• Ships fully assembled.

• Durable, gray, textured powder coat finish.

Bench cabinets are constructed of 14 gauge steel. Convenient sturdy work surface with back and end stops on the work surface prevents parts from falling off during transport (MT units not included). Tubular handle for easy maneuverability. Cabinet doors have a 3 point locking system with 4 keys. Rolls smoothly on 5" polyurethane bolt-on casters, (2) swivel with side brakes and (2) rigid. 36"W model has 1,200 lbs. capacity. 48"W model has 2,000 lbs. capacity and includes a floor lock to keep the unit in place while you work. FOB Shipping Point.

MOBILE BENCH CABINETS							
Product No.	Size W x D x H*	Drawer Size W x D x H	Top Surface	Qty. Drawers	Qty. Doors	Wt. (lbs.)	Price Ea.
H31001DR-5PU-95	42½ x 25¼ x 36½"	30¼ x 15 x 5½"	Steel	1	2	207	\$958.16
H3115-MT-95	42½ x 25¼ x 37½"	30¼ x 15 x 5½"	Maple Top	1	2	244	2,089.13
H3115-RM-95	42½ x 25¼ x 37½"	30¼ x 15 x 5½"	Black Rubber Mat	1	2	210	1,024.71
H3115-TH-95	42½ x 25¼ x 37½"	30¼ x 15 x 5½"	Tempered Hard Board	1	2	214	1,017.34
H3116-95	42½ x 25¼ x 36½"	15½ x 14¼ x 5½"	Steel	2	2	204	952.37
H3116-RM-95	42½ x 25¼ x 36½"	15½ x 14¼ x 5½"	Black Rubber Mat	2	2	208	1,017.87
H3116-TH-95	42½ x 25¼ x 36½"	15½ x 14¼ x 5½"	Tempered Hard Board	4	2	212	1,010.49
H3119-95	42½ x 25¼ x 36½"	15½ x 14¼ x 5½"	Steel	4	2	229	1,139.55
H3413-FL-95	54½ x 24¼ x 37½"	41½ x 14¼ x 5½"	Steel	1	2	232	1,479.31
H3413-MT-FL-95	54½ x 24¼ x 37½"	41½ x 14¼ x 5½"	Maple Top	1	2	284	2,466.85
H3413-RM-FL-95	54½ x 24¼ x 37½"	41½ x 14¼ x 5½"	Black Rubber Mat	1	2	233	1,573.54
H3414-RM-FL-95	54½ x 24¼ x 37½"	21½ x 14¼ x 5½"	Black Rubber Mat	2	2	241	1,672.37
H3415-FL-95	54½ x 24¼ x 37½"	21½ x 14¼ x 5½"	Steel	2	2	239	1,592.15
H3415-MT-FL-95	54½ x 24¼ x 37½"	21½ x 14¼ x 5½"	Maple Top	2	2	292	2,568.43
H3119-TH-95	42½ x 25¼ x 37½"	15½ x 14¼ x 5½"	Maple Top	4	2	267	2,224.39
H3118-95	42½ x 25¼ x 36½"	15½ x 14¼ x 5½"	Steel	2	1	195	910.16
H3118-RM-95	42½ x 25¼ x 36½"	15½ x 14¼ x 5½"	Black Rubber Mat	2	1	199	975.64
H3121-95	42½ x 25¼ x 36½"	15½ x 14¼ x 5½"	Steel	4	1	212	1,109.94
H3121-MT-95	42½ x 25¼ x 37½"	15½ x 14¼ x 5½"	Maple Top	4	1	249	2,302.66
H3121-RM-95	42½ x 25¼ x 36½"	15½ x 14¼ x 5½"	Black Rubber Mat	4	1	217	1,186.63
H3121-TH-95	42½ x 25¼ x 36½"	15½ x 14¼ x 5½"	Tempered Hard Board	4	1	220	1,171.31
H3110-95	42½ x 24¼ x 36½"	-	Steel	-	-	140	605.06
H3111-95	42½ x 24¼ x 36½"	-	Steel	-	-	161	710.99
H3111-MT-95	42½ x 24¼ x 37½"	-	Maple Top	-	-	198	1,798.85
H3114-95	42½ x 25¼ x 37½"	30¼ x 15 x 5½"	Steel	1	-	187	847.43
H3117-95	42½ x 24¼ x 36½"	15½ x 14¼ x 5½"	Steel	2	-	185	887.27
H3117-TH-95	42½ x 24¼ x 36½"	15½ x 14¼ x 5½"	Tempered Hard Board	2	-	192	898.72
H3410-FL-95	54½ x 24¼ x 37½"	-	Steel	-	-	181	1,142.99
H3414-MT-FL-95	54½ x 24¼ x 37½"	21½ x 14¼ x 5½"	Maple Top	2	-	266	2,399.04
H3414-TH-FL-95	54½ x 24¼ x 37½"	21½ x 14¼ x 5½"	Tempered Hard Board	2	2	244	1,677.01
H3120-95	42½ x 24¼ x 36½"	15½ x 14¼ x 5½"	Steel	4	-	210	1,029.31

MOBILE SHELF UNIT - EMPTY							
Product No.	Size W x D x H*	Top Surface	Wt. (lbs.)	Price Ea.			
H3112-95	42½ x 25¼ x 36½"	Steel	-	2	160	\$755.57	
H3112-MT-95	42½ x 25¼ x 37½"	Maple Top	-	2	197	1,948.28	
H3112-TH-95	42½ x 25¼ x 36½"	Tempered Hard Board	-	2	167	773.93	
H3411-FL-95	54½ x 24¼ x 37½"	Steel	-	2	207	1,329.96	
H3411-MT-FL-95	54½ x 24¼ x 37½"	Maple Top	-	2	259	2,310.64	
H3411-TH-FL-95	54½ x 24¼ x 37½"	Tempered Hard Board	-	2	215	1,418.03	

MOBILE SHELF UNIT WITH 1 SHELF							
Product No.	Size W x D x H*	Top Surface	Wt. (lbs.)	Price Ea.			
H3100RM-5PU-95	42½ x 25¼ x 36½"	Black Rubber Mat	-	2	182	\$842.01	
H3113-95	42½ x 25¼ x 36½"	Steel	-	2	178	778.82	
H3113-MT-95	42½ x 25¼ x 37½"	Maple Top	-	2	215	1,908.75	
H3113-TH-95	42½ x 25¼ x 36½"	Tempered Hard Board	-	2	186	883.43	
H3412-FL-95	54½ x 24¼ x 37½"	Steel	-	2	233	1,441.66	
H3412-RM-FL-95	54½ x 24¼ x 37½"	Black Rubber Mat	-	2	234	1,535.84	
H3412-TH-FL-95	54½ x 24¼ x 37½"	Tempered Hard Board	-	2	240	1,534.03	

* Handle adds 6" to width.

Steel surcharges may apply.



H3115-RM-95



H3116-TH-95



H3413-FL-95



H3413-MT-FL-95



H3118-95



H3121-MT-95



H3117-TH-95



H3120-95



H3414-MT-FL-95



H3414-TH-FL-95



H3113-TH-95



H3119-MT-95



H3411-MT-FL-95



H3412-TH-FL-95

MOBILE CABINETS

DURHAM MFG
Est. 1922

Mobile Cabinets

- Heavy-duty all steel 14 ga. material is completely welded to create the sturdiest cabinet made.

Choose from two models to store, sort and organize. High capacity, heavy-duty mobile cabinets combine storage, security, mobility and a work surface. Ideal for factories, warehouses or offices. Doors swing effortlessly, thanks to full length piano hinges. Doors also feature three point locking handle and two keys. Casters are 6" x 2" phenolic bolt-on, two swivel and two are rigid. Capacity of 2,000 lbs. Gray powder coat finish. FOB Shipping Point.

Ltr. No.	Product No.	Description	Size W x D x H	Wt. (lbs.)	Price Ea.
A	H3400-95	2 Door, 1-Fixed Shelf	48 x 24 x 37 $\frac{1}{2}$ "	267	\$813.93
B	H3100-95	2 Door, 1-Fixed Shelf	36 x 24 x 37 $\frac{1}{2}$ "	196	\$899.85



A



B

Mobile Cart Workstations

These thoughtfully designed Work Stations bring whatever is needed to the work site. They move easily and smoothly on heavy-duty casters and offer well arranged space to store parts, tools and needed supplies.

- Sturdy tubular handles.
- Rubber top mat offers durable, non-skid work surface.
- Heavy-duty casters have 1,000 lbs. capacity, 2 rigid, 2 swivel, fixed with locking brakes.
- All welded components bolt together with provided fasteners for easy assembly.
- Prime cold rolled steel construction.
- Easily assembled with provided fasteners.



C Side A



C Side B



D
2-sides with
12 bins.
24 bins total.



E
2-sides with
40 bins.
80 bins total.

Ltr. No.	Product No.	Description	Size W x D x H	Wt. (lbs.)	Price Ea.
C	H662-95	2-sided mobile cart work station	34 x 24 x 34"	168	\$844.13
D	H663-95	2-sided mobile cart work station	34 x 24 x 30"	91	\$778.27
E	H664-95	2-sided mobile cart work station	34 x 24 x 30"	100	\$859.82

Model H662-95

Side A: 12-Bin Parts Bin (8" x 12" x 6")

with 6 Drawer Cabinet (5" x 11 $\frac{1}{4}$ " x 2 $\frac{1}{2}$ ")


Side B: 4 Compartment Lockable Utility Cabinet (10" x 11 $\frac{1}{4}$ " x 6 $\frac{3}{4}$ ")

with 6 Drawer Cabinet (5" x 11 $\frac{1}{4}$ " x 2 $\frac{1}{2}$ ")

Steel surcharges may apply.



A) Single Door
1 shelf right,
4 drawers.



B) Double Doors
2 shelves left and right.

46" Wide Economy Mobile Cabinet

- Mobile work stations keep valuables under lock and key.

Use these rugged cabinets as maintenance or work stations on wheels. Built from heavy gauge steel for durability. Doors swing on full-piano hinge and single point locking handle. Ball bearing slide drawers (20 $\frac{1}{2}$ "W. x 14 $\frac{1}{2}$ "D. x 5 $\frac{1}{8}$ "H.) feature pull handle and keyed alike cylinder lock. 3"H backstop. Rolls on 5" polyurethane casters (2 rigid, 2 swivel). Gray powder coat finish. All welded and ready to go. FOB Shipping Point.

Ltr. No.	Product No.	Size W x D x H	Wt. (lbs.)	Price Ea.
A	H2221-95	48 x 18 x 36 $\frac{1}{2}$ "	218	\$1,140.57
B	H2220-95	48 x 18 x 36 $\frac{1}{2}$ "	180	\$789.94

36" Wide Econoline Mobile Cabinet

- Rugged heavy gauge steel, all welded and ready to work.

Smooth ball bearing slide drawers are complete with recessed pull handle and cylinder lock. These cabinets deliver top quality without a top price. Easy swing doors on full piano hinge and single point locking handles. Drawers measure (20 $\frac{1}{2}$ "W. x 14 $\frac{1}{2}$ "D. x 5 $\frac{1}{8}$ "H.) Rolls on 5" polyurethane casters (2 rigid, 2 swivel). Complete with push handle. HEMC models have 3"H. back stop. Supplied with keyed alike cylinder locks. Gray powder coat finish. FOB Shipping Point.

Ltr. No.	Product No.	Size W x D x H	Wt. (lbs.)	Price Ea.
A	H2210-95	36 x 21 x 36 $\frac{1}{2}$ "	153	\$774.19
B	H2211-95	36 x 18 x 36 $\frac{1}{2}$ "	231	\$1,150.36
C	H2211-DLP-RM-10B-95	36 x 18 x 36 $\frac{1}{2}$ "	259	\$1,110.57



A) Double Doors
2 shelves.



B) Single Door -
1 shelf - 4 drawers.



C) Single Door with
4 Hook-On-Bins -
2 shelves - 4 drawers.

MOBILE CABINETS & PANEL CARTS

DURHAM MFG
Est. 1922

Mobile Cabinets with Drawers

- All welded, heavy-duty 16 ga. steel construction.
- Durable gray textured powder coat finish.

Unit features back and end stops on the work surface. Bolt-on 5" x 1 1/4" polyurethane casters, 2 swivel and 2 rigid with side brakes. Cabinet compartment comes equipped with one adjustable shelf and a keyed handle with 3 point locking system. Models with -TH in the part number include a work surface with 1/4" thick tempered hardboard. Drawers measure 20 1/2"W. x 14 1/8"D. x 5 5/8"H. Ships fully assembled and ready to use. FOB Shipping Point.



H2212A-TH-LU-95



H2211A-LU-95



H2213A-LU-95



H2212A-BLP-8B-LU-95



H2203-LU-95



H2200-95



H2201-95



H2202-95

Product No.	Size W x D x H	Cap. (lbs.)	No. of Drawers	Wt. (lbs.)	Price Ea.
H2203-LU-95	24 x 18 x 36 1/2"	1200	1	102	\$458.00
H2211A-LU-95	36 x 18 x 38 3/8"	1200	4	187	768.73
H2211A-TH-LU-95	36 x 18 x 38 3/8"	1200	4	192	789.37
H2212A-LU-95	36 x 18 x 38 3/8"	1200	1	201	588.10
H2212A-TH-LU-95	36 x 18 x 38 3/8"	1200	1	206	608.73
H2213A-LU-95	36 x 18 x 37 1/2"	1200	2	215	644.36
H2212A-BLP-8B-LU-95	36 x 18 x 38 3/8"	1200	2	206	622.87
H2200-95	24 x 18 x 36 1/2"	1200	0	102	549.40
H2201-95	24 x 18 x 36 1/2"	1200	2	142	757.70
H2202-95	24 x 18 x 36 1/2"	1200	4	196	761.10



HRSC-2448-3-PB-95



HRSC-2436-2-LP-2DR-32B-95

Mobile Facility Maintenance Cart

- 60"W. Mobile Bench Cabinet with 6 Drawers.
- All welded, heavy-duty 16 ga. steel construction.
- Durable gray textured powder coat finish.
- Ladder hanger accommodates 6' ladder.

Unit ships fully assembled and features top surface backstop. Convenient sturdy work surface is covered with a black rubber mat. Louvered panels on the door accommodate Hook-On Bins® and the cart comes complete with 9 Hook-On Bins®. Door has a 3-point locking system and a fold down padlock ready handle. Locking hinge is also provided to lock all drawers at once. Drawers move smoothly on bearing slides. The ergonomic tubular handle makes the cart easy and comfortable to push. Rolls on 5" x 1 1/4" polyurethane casters: (2) swivel and (2) rigid. FOB Shipping Point.

Drawer Dimensions:

- (4) 20 1/2" x 14 1/8" x 2 7/8"
- (2) 20 1/2" x 14 1/8" x 4 7/8"



Product No.	Size* W x D x H	Cap. (lbs.)	Wt. (lbs.)	Price Ea.
H2211-DLP-6DR-RM-9B-95	48 x 18 x 36 1/2"	1200	218	\$1,303.96

*Handle adds 6" to width.

Shelf Carts/Workstations with Panels

- Heavy duty, all welded, 14 gauge steel construction.
- Sturdy tubular push handle.
- Durable, gray, textured powder coat finish.
- Ships fully assembled.

Frame is 1 1/2" x 1/2" angle iron for added strength. Rolls smoothly on 5" polyurethane bolt-on casters, (2) swivel with side brakes and (2) rigid. 1200 lbs. capacity. Pegboard holes are 1/4" diameter and punched on 1" centers. They accommodate standard peg hooks. (peg hooks are not included). Louvered panels accommodate Hook-On-Bins®, 32 Hook-On-Bins® are included. Bin size is 4" x 7" x 3". Locking drawers, include locks and 2 keys. FOB Shipping Point.

Drawer Dimensions:

- 14 25/32" x 19 15/32" x 6 11/32"

Product No.	Size* W x D x H	Panel Size H x W	Wt. (lbs.)	Price Ea.
PEGBOARD UNITS WITH 2 SHELVES				
HRSC-2436-2-PB-95	36 x 24 x 68"	28 x 36"	125	\$405.93
HRSC-2448-2-PB-95	48 x 24 x 65"	23 x 48"	141	460.46
PEGBOARD UNITS WITH 3 SHELVES				
HRSC-2436-3-PB-95	36 x 24 x 68"	28 x 36"	155	459.97
HRSC-2448-3-PB-95	48 x 24 x 65"	23 x 48"	167	536.63
PEGBOARD UNITS WITH 2 SHELVES AND DRAWERS				
HRSC-2436-2-PB-1DR-95	36 x 24 x 65"	28 x 36"	144	522.13
HRSC-2436-2-PB-2DR-95	36 x 24 x 65"	28 x 36"	166	637.82
HRSC-3036-2-PB-2DR-95	36 x 30 x 65"	28 x 36"	182	671.90
HRSC-2448-2-PB-2DR-95	48 x 24 x 65"	23 x 48"	186	687.45
LOUVERED PANEL UNIT INCLUDING HOOK-ON-BINS® AND DRAWERS				
HRSC-2436-2-LP-2DR-32B-95	36 x 24 x 37 1/4"	27 x 36"	174	658.78

*Handle adds 6" to width.



Locking Drawer

Steel surcharges
may apply.

24" Wide Mobile Bench Cabinets

- 2,000 lbs. capacity
- Ships fully assembled.

Made of heavy duty 16 ga. steel construction. Convenient sturdy work surface with back stop. Tubular push handle allows for ease of mobility. Rolls smoothly on 6" x 2" phenolic casters (2) swivel and (2) rigid. Back louvered panel accommodates Hook-On-Bins®. Doors lock securely with a 3 point locking handle and 4 keys. Durable, gray, textured powder coat finish. FOB Shipping Point.

24" WIDE MOBILE BENCH CABINETS					
Product No.	Size W x D x H	Hook-On-Bins	Wt. (lbs.)	Price Ea.	
H3100-BLP-95	24" x 42" x 37 1/2"	-	186	\$950.90	
H3100-BLP-18-95	24" x 42" x 37 1/2"	(12) 6 x 11 x 5", (4) 8 x 15 x 7", (2) 16 x 15 x 7"	212	1,145.90	
H3100-BLP-20-95	24" x 42" x 37 1/2"	(12) 6 x 11 x 5", (8) 8 x 15 x 7"	215	1,170.30	



H3100-BLP-20-95

Low Deck Stock Trucks

- Perfect for package and parts delivery.
- Available in 3 or 4 sided styles.

Holds 1200 lbs. of supplies. Built of 1 1/2" angle iron frame, 14 ga. steel shelves and sides. Easy rolling on 5" x 1 1/4" polyurethane bolt on casters, 2 swivel, 2 rigid. Overall height 40", platform is 20"H. Gray powder coat finish. FOB Shipping Point.

LOW DECK STOCK TRUCKS					
A) THREE SIDED TRUCK			B) FOUR SIDED TRUCK		
Size W x D	Product No.	Wt. (lbs.) Price Ea.	Product No.	Wt. (lbs.) Price Ea.	
36 x 24"	H3SLT-2436-1.2K-95	126 \$633.87	H4SLT-2436-1.2K-95	151 \$631.93	
48 x 24"	H3SLT-2448-1.2K-95	158 699.87	H4SLT-2448-1.2K-95	178 740.96	



3-Sided Truck



4-Sided Truck

Mobile Bench Cabinets

- A complete tool storage center on wheels.
- Easy glide drawers are full suspension with 250 lb. capacity each.

Provides high density storage capacity plus convenient mobility. Includes convenient top work and storage surface. Made of heavy duty, 14 ga. steel all welded construction. Drawers are 24"W. x 19"D. H3401-95 and H3402-95 includes cylinder locks on each drawer and 2 keys, keyed alike. HMBC-3060-95 features a single lock bar for all drawers. Rolls on bolt on 6" x 2" phenolic casters, 2 swivel, 2 rigid. Durable Gray powder coat finish. Shipped fully assembled and ready for work. FOB Shipping Point.

Product No.	Cap. (lbs.)	Size W x D x H	No. & Height Of Drawers	Available Drawer Space	Wt. (lbs.)	Price Ea.
H3401-95	2000	48 x 24 x 37 1/2"	4-5 1/2" (6" open space)	22"	305	\$1,735.75
HMBC-3060-95	4000	60 x 32 1/2 x 33 1/2"	4-4", 2-6", 2-8"	22"	494	2,234.49
H3402-95	2000	48 x 24 x 37 1/2"	2-5 1/2", 3-3 1/2"	22"	307	1,825.34



H3401-95



HMBC-3060-95

Bar Cradle Trucks

- 4,000 and 10,000 lbs. capacity.
- Elevated cradles accommodate forklift loading.

Specially designed "C" channel cradles provide increased capacity. 3" and 4" channel frames (4000 and 10,000 lbs. capacity respectively). Elevated cradles accommodate easy forklift loading. 4000 lb. capacity models have 10" x 2 1/2" phenolic wheels (2) rigid and 6" x 2" phenolic bolt-on casters (2) swivel. 10,000 lb. capacity models have 12" x 3" phenolic wheels (2) rigid and 8" x 2" phenolic bolt-on casters (2) swivel. Wheels and casters are arranged in a diamond pattern with 1/2" tilt. The truck is easily moved, loaded or unloaded. Gray powder coat finish. Shipped fully assembled and ready for work. FOB Shipping Point.



HBCTE-2860-4K-95

Product No.	Cap. (lbs.)	Size W x D x H	Overall length (ft)	No. of Cradles	Wt. (lbs.)	Price Ea.
HBCTE-2860-4K-95	4000	28 x 60 x 28 1/2"	5	3	205	\$882.76
HBCTE-2896-4K-95	4000	28 x 96 x 28 1/2"	8	3	236	956.31
HBCT-2860-10K-95	10000	28 x 60 x 28 1/2"	5	3	157	1,089.25
HBCT-2896-10K-95	10000	28 x 96 x 28 1/2"	8	4	277	1,407.51

Bar or Pipe Moving Truck

- 14 gauge steel construction.
- 59" overall height.

Store or transport bars, pipes, conduit and more easily. Ships fully assembled and ready for use. Deck height measures 11 1/2" above the floor. Rolls on 8 x 2" phenolic casters. Gray, textured, powder coat finish. FOB Shipping Point.



HBPT-3648-95



HBPT-3648-8PH-95

Product No.	Cap. (lbs.)	Overall Size W x D x H	Caster Type	Wt. (lbs.)	Price Ea.
HBPT-3648-95	3600	36 x 48 x 59 1/2"	4 Swivel w/side brake	192	\$778.66
HBPT-3660-95	3600	36 x 60 x 59 1/2"	4 Swivel w/side brake	209	884.57
HBPT-3672-95	3600	36 x 72 x 59 1/2"	4 Swivel w/side brake	220	936.91
HBPT-3648-8PH-95	4000	36 x 48 x 59 1/2"	2 Rigid and 2 Swivel	228	896.37
HBPT-3660-8PH-95	4000	36 x 60 x 59 1/2"	2 Rigid and 2 Swivel	250	967.30

Steel surcharges may apply.

SHELF STOCK CARTS

DURHAM MFG
Est. 1922

2 Shelf Stock Cart with Raised Handles

- Available with all lips up, or all lips down.

Units have 8 x 2½" pneumatic casters. Shelf has clearance of 26", providing ample space for storage. FOB Shipping Point.



2 SHELF STOCK CARTS WITH RAISED HANDLES

Product No.	Size W x D x H	Cap. (lbs.)	Lips	Wt. (lbs.)	Price Ea.
HRSCR-2436-95	24 x 36 x 43½"	1500	Up	127	\$510.19
HRSCR-2448-95	24 x 48 x 43½"	1500	Up	140	\$550.06
HRSCR-3048-95	30 x 48 x 43½"	1500	Up	153	\$572.22
HRSCR-3060-95	30 x 60 x 43½"	1500	Up	162	\$656.81
HRSCR-2436-ALD-95	24 x 36 x 43½"	1500	Down	127	\$510.19
HRSCR-2448-ALD-95	24 x 48 x 43½"	1500	Down	140	\$550.06
HRSCR-3048-ALD-95	30 x 48 x 43½"	1500	Down	153	\$572.22
HRSCR-3060-ALD-95	30 x 60 x 43½"	1500	Down	166	\$656.81

ALD = All Lips Down

HRSCR-2436-ALD-95

2 Shelf Stock Trucks with Floor Lock

- Floor locks keep truck in place when locked.

Units have 6 x 2" phenolic casters. 1½" shelf lips up on all shelves prevent lost parts during transportation.

FOB Shipping Point.



HRSC-2436-2-24K-ALU-FL-95

2 SHELF STOCK TRUCKS WITH FLOOR LOCK

Product No.	Size W x D x H	Cap. (lbs.)	Wt. (lbs.)	Price Ea.
HRSC-2436-2-2.4K-ALU-FL-95	36 x 24 x 39"	2400	135	\$412.57
HRSC-2448-2-2.4K-ALU-FL-95	48 x 24 x 39"	2400	151	\$459.78
HRSC-3048-2-2.4K-ALU-FL-95	48 x 30 x 39"	2400	164	\$486.67
HRSC-3060-2-2.4K-ALU-FL-95	30 x 60 x 39"	2400	186	\$541.88

Stock Trucks with Lips Up

- 3", 6" or 12" lips up make unit perfect for transporting bulk items.

Units with 5 x 1½" polyurethane casters have a capacity of 1,200 lbs. Units with 6 x 2" phenolic casters have a 3,600 lbs. capacity. FOB Shipping Point.



HRSC6-2436-2-95

STOCK TRUCKS WITH LIPS UP

Product No.	Size W x D x H	Cap. (lbs.)	Lip Ht.	Wt. (lbs.)	Price Ea.
HRSC3-1830-2-95	18 x 30 x 37½"	1200	3"	90	\$287.69
HRSC3-1836-2-95	18 x 36 x 37½"	1200	3"	96	\$323.31
HRSC3-2436-2-95	24 x 36 x 37½"	1200	3"	106	\$336.43
HRSC6-1830-2-95	18 x 30 x 37½"	1200	6"	105	\$329.97
HRSC6-1836-2-95	18 x 36 x 37½"	1200	6"	112	\$375.28
HRSC6-2436-2-95	24 x 36 x 37½"	1200	6"	124	\$386.54
HRSC12-1830-2-95	18 x 30 x 37½"	1200	12"	107	\$341.97
HRSC3-1830-2-3.6K-95	18 x 30 x 39½"	3600	3"	104	\$332.85
HRSC3-2436-2-3.6K-95	24 x 36 x 39½"	3600	3"	120	\$382.09
HRSC3-2448-2-3.6K-95	24 x 48 x 39½"	3600	3"	134	\$424.99
HRSC6-1830-2-3.6K-95	18 x 30 x 39½"	3600	6"	119	\$376.87
HRSC6-2436-2-3.6K-95	24 x 36 x 39½"	3600	6"	138	\$439.70
HRSC6-2448-2-3.6K-95	24 x 48 x 39½"	3600	6"	154	\$594.33
HRSC12-1830-2-3.6K-95	18 x 30 x 39½"	3600	12"	121	\$373.18
HRSC12-2436-2-3.6K-95	24 x 36 x 39½"	3600	12"	150	\$410.79

Bin Service Carts

- 1,200 lbs. capacity.

Carts feature 1½" x ½" angle iron uprights for added strength. Shelves are heavy duty 14 gauge steel. Sturdy tubular push handle for ease of handling. Durable yellow Hook-On-Bins®. Top surface has 1½" lips up. Louvered center panels accommodate Hook-On-Bins®. Rolls easily on 5" x 1½" polyurethane bolt-on casters, (2) swivel with side brakes and (2) rigid. Ships fully assembled ready to use. Durable, gray, textured powder coat finish. FOB Shipping Point.

Product No.	Size W x L x H	Bin Size W x D x H	Wt. (lbs.)	Price Ea.
HRSC-2436-BLP-48-230-95	24 x 36 x 37½"	(48) 6 x 11 x 5"	206	\$624.78
HRSC-2436-BLP-64-210-95	24 x 36 x 37½"	(64) 4 x 5 x 3"	181	\$496.66
HRSC-2436-BLP-64-220-95	24 x 36 x 37½"	(64) 4 x 7 x 3"	185	\$515.69
HRSC-1836-BLP-112-210-95	18 x 36 x 37½"	(112) 4 x 5 x 3"	164	\$503.39
HRSC-1836-BLP-112-220-95	18 x 36 x 37½"	(112) 4 x 7 x 3"	188	\$531.58

Handle adds 6" to length

Rolling Stock Cart with Ergonomic Handle

- Ships fully assembled ready to use.


Constructed with 1½" x ½" angle iron uprights for added strength. Heavy duty 14 gauge steel shelves. Sturdy, tubular, ergonomic handle has 3 positions ensuring maximum comfort. Standard units have 1½" lips. ALD units have all lips down, TLD units have top lips down. Durable, gray, textured powder coat finish. FOB Shipping Point.



HRSCE-2448-2-3.6K-TLD-95

ROLLING STOCK CART WITH ERGONOMIC HANDLE

Product No.	Size W x D x H	Lips	Wt. (lbs.)	Price Ea.
5 x 1½" POLYURETHANE CASTERS - 2 SWIVEL, 2 RIGID - 1,200 CAPACITY				
HRSCE-1830-2-95	18 x 30 x 43½"	All Lips Up	94	\$287.96
HRSCE-1836-2-95	18 x 36 x 43½"	All Lips Up	100	\$298.82
HRSCE-2436-2-95	24 x 36 x 43½"	All Lips Up	111	\$324.55
HRSCE-2448-2-95	24 x 48 x 43½"	All Lips Up	115	\$359.30
HRSCE-3048-2-95	30 x 48 x 43½"	All Lips Up	139	\$408.94
HRSCE-3060-2-95	30 x 60 x 43½"	All Lips Up	155	\$448.75
HRSCE-1830-2-TLD-95	18 x 30 x 43½"	Top Lip Down	94	\$287.96
HRSCE-1836-2-TLD-95	18 x 36 x 43½"	Top Lip Down	100	\$298.82
HRSCE-2436-2-TLD-95	24 x 36 x 43½"	Top Lip Down	111	\$383.46
HRSCE-2448-2-TLD-95	24 x 48 x 43½"	Top Lip Down	115	\$359.30
HRSCE-3048-2-TLD-95	30 x 48 x 43½"	Top Lip Down	139	\$411.07
HRSCE-3060-2-TLD-95	30 x 60 x 43½"	Top Lip Down	155	\$448.75
6 x 2" PHENOLIC CASTERS - 2 SWIVEL, 2 RIGID - 3,600 CAPACITY				
HRSCE-1830-2-3.6K-95	30 x 18 x 45"	All Lips Up	109	\$377.22
HRSCE-1836-2-3.6K-95	36 x 18 x 45"	All Lips Up	115	\$388.07
HRSCE-2436-2-3.6K-95	36 x 24 x 45"	All Lips Up	126	\$382.64
HRSCE-2448-2-3.6K-95	48 x 24 x 45"	All Lips Up	130	\$417.37
HRSCE-3048-2-3.6K-95	48 x 30 x 45"	All Lips Up	154	\$452.69
HRSCE-3060-2-3.6K-95	60 x 30 x 45"	All Lips Up	170	\$493.27
HRSCE-1830-2-3.6K-TLD-95	30 x 18 x 45"	Top Lip Down	109	\$377.22
HRSCE-1836-2-3.6K-TLD-95	36 x 18 x 45"	Top Lip Down	115	\$388.07
HRSCE-2436-2-3.6K-TLD-95	36 x 24 x 45"	Top Lip Down	126	\$419.43
HRSCE-2448-2-3.6K-TLD-95	48 x 24 x 45"	Top Lip Down	130	\$417.37
HRSCE-3048-2-3.6K-TLD-95	48 x 30 x 45"	Top Lip Down	154	\$500.34
HRSCE-3060-2-3.6K-TLD-95	60 x 30 x 45"	Top Lip Down	170	\$537.96
HRSCE-1830-2-3.6K-ALD-95	30 x 18 x 45"	All Lips Down	109	\$377.22
HRSCE-1836-2-3.6K-ALD-95	36 x 18 x 45"	All Lips Down	115	\$388.07
HRSCE-2436-2-3.6K-ALD-95	36 x 24 x 45"	All Lips Down	126	\$382.64
HRSCE-2448-2-3.6K-ALD-95	48 x 24 x 45"	All Lips Down	130	\$463.61
HRSCE-3048-2-3.6K-ALD-95	48 x 30 x 45"	All Lips Down	154	\$500.34
HRSCE-3060-2-3.6K-ALD-95	60 x 30 x 45"	All Lips Down	170	\$537.96



HRSC-2436-BLP-48-230-95

Steel surcharges may apply.

MULTI-SHELF, STOCK CARTS & PORTABLE TABLES

DURHAM MFG
Est. 1922

2/3/4/5 Shelf Stock Carts

- Ships fully assembled.
- Durable, gray, textured powder coat finish.

Shelf Carts are constructed with 1½" x ⅝" angle iron uprights for added strength. Heavy duty 14 gauge steel shelves. Sturdy tubular push handle. Perfect for transporting heavier parts or stock items. Shelf Stock Carts are available in 1,200 lbs. or 3,000 lbs. capacities. FOB Shipping Point.

2/3/4/5 SHELF STOCK CARTS					
Product No.	Size W x L x H*	Shelves	Shelf Clearance	Wt. (lbs.)	Price Ea.
1,200 lbs. Capacity Models - 5" x 1¼" Polyurethane Casters (2) swivel with side brakes and (2) rigid - Lips Up					
HRSC-1830-2-95	18 x 30 x 37¾"	2	26¾"	90	\$252.82
HRSC-1836-2-95	18 x 36 x 37¾"	2	26¾"	97	280.28
HRSC-2430-2-95	24 x 30 x 37¾"	2	26¾"	100	302.46
HRSC-2436-2-95	24 x 36 x 37¾"	2	26¾"	107	315.73
HRSC-2448-2-95	24 x 48 x 37¾"	2	26¾"	112	350.55
HRSC-3048-2-95	30 x 48 x 37¾"	2	26¾"	136	394.72
HRSC-3060-2-95	30 x 60 x 37¾"	2	26¾"	152	425.25
HRSC-1830-3-95	18 x 30 x 37¾"	3	12½"	106	288.40
HRSC-1836-3-95	18 x 36 x 37¾"	3	12½"	114	325.76
HRSC-1848-3-95	18 x 48 x 37¾"	3	12½"	129	364.49
HRSC-2436-3-95	24 x 36 x 37¾"	3	12½"	135	373.27
HRSC-2448-3-95	24 x 48 x 37¾"	3	12½"	151	425.37
HRSC-3060-3-95	30 x 60 x 37¾"	3	12½"	196	553.01
HRSC-1830-4-95	18 x 30 x 55½"	4	13¾"	127	339.25
HRSC-1836-5-95	18 x 36 x 55½"	5	10"	174	440.19
HRSC-2436-5-95	24 x 36 x 55½"	5	10"	189	524.99
HRSC-2448-5-95	24 x 48 x 55½"	5	10"	190	616.22
HRSC-3048-5-95	30 x 48 x 55½"	5	10"	260	682.60
HRSC-3060-5-95	30 x 60 x 55½"	5	10"	307	791.99
HRSC-3672-5-95	36 x 72 x 55½"	5	10"	378	1,130.21
1,200 lbs. Capacity Models - 5" x 1¼" Polyurethane Casters (2) swivel with side brakes and (2) rigid - Lips Down					
HRSC-2448-4-LD-95	24 x 48 x 54½"	4	13¾"	149	548.70
HRSC-2448-5-LD-95	24 x 48 x 54½"	5	10"	190	627.70
3,000 lbs. Capacity Models - 6" x 2" Phenolic Casters (2) swivel and (2) rigid - (TLD = Top Lips Down)					
HRSC-2436-2-3K-TLD-95	24 x 36 x 39"	2	26⅛"	123	346.93
HRSC-2448-2-3K-TLD-95	24 x 48 x 39"	2	26⅛"	130	381.76
HRSC-3048-2-3K-TLD-95	30 x 48 x 39"	2	26⅛"	130	480.07
HRSC-3060-2-3K-TLD-95	30 x 60 x 39"	2	26⅛"	155	519.88
HRSC-2436-3-3K-TLD-95	24 x 36 x 39"	3	12½"	154	403.52
HRSC-2448-3-3K-TLD-95	24 x 48 x 39"	3	12½"	164	455.69
HRSC-3048-3-3K-TLD-95	30 x 48 x 39"	3	12½"	170	502.78
HRSC-3060-3-3K-TLD-95	30 x 60 x 39"	3	12½"	194	563.60
HRSC-2436-3-3K-95	24 x 36 x 39"	3	12½"	154	466.13
HRSC-2448-3-3K-95	24 x 48 x 39"	3	12½"	164	544.03
HRSC-3060-3-3K-95	30 x 60 x 39"	3	12½"	194	654.37
HRSC-2436-4-3K-95	24 x 36 x 60"	4	14½"	178	518.60
HRSC-2448-4-3K-95	24 x 48 x 60"	4	14½"	204	588.22
HRSC-3060-4-3K-95	30 x 60 x 60"	4	14½"	240	785.12
HRSC-2436-5-3K-95	24 x 36 x 60"	5	10½"	199	576.85
HRSC-2448-5-3K-95	24 x 48 x 60"	5	10½"	238	683.76
HRSC-3060-5-3K-95	30 x 60 x 60"	5	10½"	320	893.96

*Handle adds 6" to length.



HRSC-2448-2-95

HRSC-2448-5-95



HRSC-2448-3-3K-TLD-95

Heavy Duty Portable Tables

- 4,000 lbs. and 5,000 lbs. capacity.
- Ships fully assembled.
- Durable, gray, textured powder coat finish.

Heavy Duty Portable Tables have a 2" x ⅝" angle iron frame for added strength. Shelves are reinforced and have lips down. (2) swivel and (2) rigid bolt-on casters. Sturdy tubular push handle for easy maneuverability. 4,000 lb. capacity unit has welded 14 gauge steel shelves with channel formed sides. 5,000 lbs. capacity unit has welded 12 gauge steel shelves. FOB Shipping Point.

HEAVY DUTY PORTABLE TABLES					
Product No.	Size W x L x H*	Shelves	Shelf Clearance	Wt. (lbs.)	Price Ea.
6" x 2" Phenolic Casters - 4,000 lbs. Capacity Models					
HHET-2436-2-95	24 x 36 x 37½"	2	26½"	142	\$630.51
HHET-2448-2-95	24 x 48 x 37½"	2	26½"	156	687.03
HHET-3048-2-95	30 x 48 x 37½"	2	26½"	196	806.70
HHET-3648-2-95	36 x 48 x 37½"	2	26½"	238	808.82
HHET-3672-2-95	36 x 72 x 37½"	2	26½"	284	947.34
6" x 2" Phenolic Casters with Floor Lock - 5,000 lbs. Capacity Models					
HHET-2448-2-5K-FL-95	24 x 48 x 40"	2	26½"	185	918.61
HHET-2460-2-5K-FL-95	24 x 60 x 40"	2	26½"	238	1,013.81
HHET-3048-2-5K-FL-95	30 x 48 x 40"	2	26½"	209	1,028.91
HHET-3060-2-5K-FL-95	30 x 60 x 40"	2	26½"	251	1,151.24
8" x 2" Phenolic Casters with Floor Lock - No Handle - 5,000 lbs. Capacity Models					
HHET-3072-2-5K-FLNH-95	30 x 72 x 40"	2	26½"	282	1,184.39
HHET-3672-2-5K-FLNH-95	36 x 72 x 40"	2	26½"	306	1,266.45
8" x 2" Phenolic Casters - 5,000 lbs. Capacity Models					
HHET-2436-2-5K-95	24 x 36 x 39½"	2	26½"	172	670.87
HHET-2448-2-5K-95	24 x 48 x 39½"	2	26½"	202	838.93
HHET-3048-2-5K-95	30 x 48 x 39½"	2	26½"	204	937.76
HHET-3060-2-5K-95	30 x 60 x 39½"	2	26½"	246	1,065.58
HHET-3672-2-5K-95	36 x 72 x 39½"	2	26½"	297	1,254.96
8" x 2" Phenolic Casters - 3 Shelves - 5,000 lbs. Capacity Models					
HHET-2436-3-5K-95	24 x 36 x 39½"	3	12½"	200	865.24
HHET-2448-3-5K-95	24 x 48 x 39½"	3	12½"	232	995.01
HHET-3048-3-5K-95	30 x 48 x 39½"	3	12½"	264	1,075.52
HHET-3060-3-5K-95	30 x 60 x 39½"	3	12½"	317	1,239.66

*Handle adds 6" to length.

Steel surcharges may apply.

FL models include floor lock to keep the table in place while being worked on.



HHET-2448-2-5K-FL-95



HHET-3048-2-95

HHET-2436-3-5K-95

STOCK CARTS

DURHAM MFG
Est. 1922

Stainless Steel Shelf Stock Carts

- All welded, 16 or 20 gauge stainless steel.
- Sturdy, tubular push handle.
- Chemical resistant.
- Can handle a wide variety of operational temperature ranges.
- Easy to clean for sanitary operations.
- Ships fully assembled and ready for use.
- FOB Shipping Point.



HSRSC1618302FLD5PU



HSRSC1618303FLD5PU



HSRSC1618304ALU6PU



HSRSC2022362ALU4PU

Steel surcharges may apply.

STAINLESS STEEL SHELF STOCK CARTS							
Product No.	Size W x D x H	Shelves	Shelf Clearance	Lips Height	Gauge	Wt. (lbs.)	Price Ea.
6" x 2" POLYURETHANE CASTERS - 2 RIGID, 2 SWIVEL - ALL LIPS UP - 1,200 LBS. CAPACITY							
HSRSC1624362ALU6PU	24 x 36 x 36"	2	23 3/8"	1 1/2"	16	98	\$470.93
HSRSC1618363ALU6PU	18 x 36 x 47"	3	16 1/8"	1 1/2"	16	103	499.67
HSRSC1618304ALU6PU	18 x 30 x 53"	4	12 1/2"	1 1/2"	16	106	527.84
HSRSC1624484ALU6PU	24 x 48 x 53"	4	12 1/2"	1 1/2"	16	153	726.67
5" x 1 1/4" POLYURETHANE CASTERS - 2 RIGID, 2 SWIVEL w/SIDE BRAKE - LIPS UP ON 3 SIDES - 1,200 LBS. CAPACITY							
HSRSC1618242FLD5PU	18 x 24 x 35"	2	24 1/8"	1 1/2"	16	52	291.28
HSRSC1618302FLD5PU	18 x 30 x 37"	2	26 1/8"	1 1/2"	16	57	322.31
HSRSC1624362FLD5PU	24 x 36 x 35"	2	24 1/8"	1 1/2"	16	87	389.39
HSRSC1624482FLD5PU	24 x 48 x 35"	2	24 1/8"	1 1/2"	16	94	438.40
HSRSC1618303FLD5PU	18 x 30 x 35"	3	11 1/4"	1 1/4"	16	82	385.06
HSRSC1624363FLD5PU	24 x 36 x 35"	3	11 1/4"	1 1/2"	16	105	482.54
HSRSC1630603FLD5PU	30 x 60 x 35"	3	11 1/4"	1 1/2"	16	158	696.36
5" x 1 1/4" POLYURETHANE CASTERS WITH STAINLESS RIGS - 2 RIGID, 2 SWIVEL - ALL LIPS UP - 1,200 LBS. CAPACITY							
HSRSC1630602ALU5PUS	30 x 60 x 35"	2	24 1/8"	1 1/4"	16	122	675.84
HSRSC1618362ALU5PUS	18 x 36 x 35"	2	24 1/8"	1 1/2"	16	61	460.87
HSRSC1624362ALU5PUS	24 x 36 x 35"	2	24 1/8"	1 1/2"	16	86	528.76
HSRSC1624482ALU5PUS	24 x 48 x 35"	2	24 1/8"	1 1/2"	16	96	561.81
HSRSC31618302ALU5PUS	18 x 30 x 35"	2	21 3/8"	3"	16	75	469.21
HSRSC31624362ALU5PUS	24 x 36 x 35"	2	21 3/8"	3"	16	92	539.43
(4) 4" x 1 1/4" SWIVEL CASTERS - 4 BUMPER GUARDS - LIPS UP ON 3 SIDES - 600 LBS. CAPACITY							
HSRSC2016302FLD4PU	15 1/8 x 30 x 34"	2	24 3/8"	1 1/4"	20	44	275.07
HSRSC2022362FLD4PU	21 1/8 x 36 x 34"	2	24 3/8"	1 1/4"	20	67	305.63
HSRSC2022482FLD4PU	21 1/8 x 48 x 34"	2	24 3/8"	1 1/4"	20	69	327.72
HSRSC2016243FLD4PU	15 1/8 x 24 x 34"	3	11 3/8"	1 1/4"	20	45	268.04
HSRSC2016303FLD4PU	15 1/8 x 30 x 34"	3	11 3/8"	1 1/4"	20	48	280.88
HSRSC2022363FLD4PU	22 1/8 x 36 x 34"	3	11 3/8"	1 1/4"	20	75	346.30
HSRSC12016243FLD4PU	16 x 24 x 34"	3	13 3/8", 11 1/2"	1"	20	45	272.85
HSRSC2022483FLD4PU	22 1/8 x 48 x 34"	3	11 3/8"	1 1/4"	20	80	385.93
(4) 4" x 1 1/4" SWIVEL CASTERS - 4 BUMPER GUARDS - ALL LIPS UP - 600 LBS. CAPACITY							
HSRSC32016302ALU4PU	16 x 30 x 34"	2	21 3/8"	3"	20	47	275.07
HSRSC2016302ALU4PU	15 1/8 x 30 x 34"	2	24 3/8"	1 1/4"	20	44	248.01
HSRSC2022362ALU4PU	21 1/8 x 36 x 34"	2	24 3/8"	1 1/4"	20	66	301.21
(4) 4" x 1 1/4" SWIVEL CASTERS - 4 BUMPER GUARDS - ALL LIPS UP - 600 LBS. CAPACITY - ERGONOMIC HANDLE							
HSRSC2022362ALU4PU	21 1/8 x 36 x 36 1/2"	2	24 3/8"	1 1/4"	20	71	309.60

Width and length are based on usable space. The handle will add between 6" - 6 3/4" to the depth.

Stainless Steel Order Picking Cart

- Heavy duty 16 gauge all welded stainless steel.
- Perfect for transporting parts and picking orders.
- Writing surface with 1 1/2" lip up to retain paper and pens.
- Chemical resistant.
- Easy to clean for sanitary operations.
- Can handle a wide variety of operational temperatures.
- 5 x 1 1/4" Polyurethane casters: (2) swivel, (2) rigid with side brakes.
- 1,200 lbs. total capacity.
- Ships fully assembled.
- FOB Shipping Point.



HSOPC1618362ALU5PU

STAINLESS STEEL ORDER PICKING CART				
Product No.	Overall Size W x L x H	Shelves	Shelf Clearance	Wt. (lbs.)
HSOPC1618302ALU5PU	18 x 30 x 39"	2 (18 x 30")	25 1/8"	72
HSOPC1618362ALU5PU	18 x 36 x 39"	2 (18 x 36")	25 1/8"	75
HSOPC1618303ALU5PU	18 x 30 x 39"	3 (18 x 30")	11 1/4"	83
				Price Ea.
				\$358.76
				380.12
				410.96

Handle is not included in the overall dimensions.

Low Deck Service Cart

- All welded 16 gauge stainless steel.
- Bottom shelf has lips up, to retain products.
- Tubular offset handle allows easy mobility.
- Top shelf has 27" height.
- (4) 5 x 1 1/4" polyurethane bolt on casters: (2) rigid and (2) locking swivel.
- 1,200 lbs. total capacity.
- Chemical resistant.
- Easy to clean for sanitary operations.
- Can handle a wide range of operational temperatures.
- Ships fully assembled and ready for use.
- FOB Shipping Point.



HSLDO16304825PU

LOW DECK SERVICE CART					
Product No.	Overall Size W x L x H	Shelves	Shelf Clearance	Wt. (lbs.)	Price Ea.
HSLDO16243625PU	24 x 36 x 38 1/2"	2 (24 x 36")	16 1/8"	83	\$438.28
HSLDO16304825PU	30 x 48 x 38 1/2"	2 (30 x 48")	16 1/8"	105	543.49

Handle is not included in the overall dimensions.

MATERIAL HANDLING TRUCKS

DURHAM MFG
Est. 1922

Three Sided Trucks

- Ideal for transfer of heavy or bulky materials, waste, supplies or parts.
- All-welded, all-assembled and ready to work.

Three sided design keeps contents secure and in place – while allowing easy accessibility. Constructed of 14 ga. cold rolled steel. Expanded metal sides and back. Durable steel construction supports loads up to 2000 lbs. Base has lip-up for product retention. Features convenient push handle. Easy, smooth rolling on 6" x 2" phenolic bolt-on casters – 2 swivel, 2 rigid. Casters are 2,000 lb. capacity. Sides and back extend 48" above deck. Durable Gray powder coat finish. Includes one adjustable shelf. FOB Shipping Point.

THREE SIDED TRUCKS				ADJUSTABLE SHELVES			
Product No.	Size D x W x H	Wt. (lbs.)	Price Ea.	Product No.	Size D x W	Shelf Cap. (lbs.)	Price Ea.
H3ST-EX3060-1AS-95	60½ x 30½ x 56½"	228	\$882.96	HDC-SH-3060CLIP-95	60 x 30	500	\$189.52
H3ST-EX3660-1AS-95	60½ x 36½ x 56½"	243	948.79	HDC-SH-3660CLIP-95	60 x 36	500	210.79
H3ST-EX3672-1AS-95	72½ x 36½ x 56½"	313	1,133.19	HDC-SH-3672CLIP-95	72 x 36	400	254.93



Expanded Metal Sides and Back

Tilted Shelf Trucks

- Secure and transport valuable merchandise.
- Tilted shelves prevent items from falling off during transport.

Features 2 sided design for greater efficiency and see-through mesh sides. All units are 48" above the deck. Center panel makes it easy to see on-board items. 2000 lb. model rolls on 6" phenolic casters, 2 rigid, 2 swivel. Durable Gray powder coat finish. FOB Shipping Point.



TILTED SHELF TRUCK 2000 LB. CAPACITY TRUCK			
Size D x W x H	Product No.	Wt. (lbs.)	Price Ea.
48 x 30 x 57"	HEX-3048-2SC-6PH-95	230	\$1,249.04
60 x 30 x 57"	HEX-3060-2SC-6PH-95	278	1,360.13

Steel surcharges may apply.

Open Portable Shelf Cart

- Efficiently transport bulky packages, boxes, supplies, parts for assembly operations, electronic parts transfer and more.
- Easy handling, easy rolling.

Built for heavy 2000 lb. loads. Frame is made from 1" steel tubing. 1/2" rods on sides and back. 14" clearance between shelves. Steel shelves slope 1" from front to rear preventing contents from falling off during transport. Shelves are made of 14 ga. steel. Smooth rolling 6" x 2" phenolic bolt-on casters, 2 swivel, 2 rigid. All units are 58"H. Gray powder coat finish. FOB Shipping Point.



HOPT-6030-95

OPEN PORTABLE SHELF CART			
Product No.	Size D x W x H	Wt. (lbs.)	Price Ea.
HOPT-3624-95	24 x 36 x 58"	156	\$749.06
HOPT-4224-95	24 x 42 x 58"	172	776.97
HOPT-4824-95	24 x 48 x 58"	231	822.75
HOPT-4830-95	30 x 48 x 58"	259	898.60
HOPT-6030-95	30 x 60 x 58"	301	995.30
HOPT-7224-95	24 x 72 x 58"	313	996.79
HOPT-7230-95	30 x 72 x 58"	321	1,065.49
HOPT-7236-95	36 x 72 x 58"	390	1,211.61

4 Sided Box Trucks - Solid or Mesh

- All welded 14 gauge steel.
- 2000 lbs. capacity.

Complete with ergonomic push handle for maximum comfort. Rolls on 6" x 2" phenolic bolt-on casters, (2) swivel and (2) rigid. Durable, gray, textured powder coat finish. Shipped fully assembled ready for use. FOB Shipping Point



H4STE-EX-2448-95

4 SIDED BOX TRUCKS - SOLID OR MESH			
MESH SIDES			
Product No.	Size W x D x H	Wt. (lbs.)	Price Ea.
H4STE-EX-2436-95	36½ x 24½ x 35½"	100	\$510.69
H4STE-EX-2448-95	48½ x 24½ x 35½"	105	576.78
H4STE-EX-3048-95	48½ x 30½ x 35½"	124	629.87
H4STE-EX-3060-95	60½ x 30½ x 35½"	139	686.36
SOLID SIDES			
H4STE-SM-2436-95	36½ x 24½ x 34½"	134	\$506.73
H4STE-SM-2448-95	48½ x 24½ x 34½"	152	572.82
H4STE-SM-3048-95	48½ x 30½ x 34½"	168	625.87
H4STE-SM-3060-95	60½ x 30½ x 34½"	190	648.34

Security Trucks

- 2000 lbs. capacity
- Ships fully assembled.

14 gauge steel construction. Punched diamond pattern on sides and front. Interior storage area is 48"H. 3-point handle has provisions for pad-lock (pad-lock not included). Rolls on 6" x 2" phenolic bolt-on casters, (2) swivel, and (2) rigid. Durable, textured gray powder coat finish. Includes one adjustable shelf. FOB Shipping Point.



HTL-3060-DD-1AS-95

SECURITY TRUCKS			
Product No.	Size W x D x H	Wt. (lbs.)	Price Ea.
HHTL-3048-DD-1AS-95	48½ x 32½ x 56½"	328	\$1,234.72
HHTL-3060-DD-1AS-95	60½ x 32½ x 56½"	382	1,461.93
HHTL-3660-DD-1AS-95	60½ x 38½ x 56½"	410	1,582.19
HHTL-3672-DD-1AS-95	72½ x 38½ x 56½"	446	1,689.40
OPTIONAL SHELVES			
Product No.	Size W x D	Shelf Cap. (lbs.)	Price Ea.
HDC-SH-3048CLIP-95	48 x 30"	500	38
HDC-SH-3060CLIP-95	60 x 30"	500	45
HDC-SH-3660CLIP-95	60 x 36"	500	55
HDC-SH-3672CLIP-95	72 x 36"	400	58

CARTS & STANDS

All-Welded Utility Carts

- Heavy duty 12 ga. steel construction.
- Designed for durability.

Strength and power. All welded construction except bolted on casters. Strong corner posts are 1½" angle x ⅝" thick. 1" tubular handle with smooth radius bend. Rolls on 2-swivel, 2-rigid casters. 5" dia. on 1200 lb. capacities. Low profile handle rises 12" above top shelf. Powder coated Gray finish.

FOB Shipping Point.

Casters -- 5" Urethane, 5" Thermo-rubber.

Upright Panel Mover -- 3 removable 1½" tubular dividers 27"H.

HIGH DECK 2 SHELF CARTS				
Product No.	Cap. (lbs.)	Size W x L x H	Wt. (lbs.)	Price Ea.
HSB136U500GP	1200	18 x 36 x 35"	114	\$597.65
HSB236U500GP	1200	24 x 36 x 35"	138	633.43
HSB248U500GP	1200	24 x 48 x 35"	116	677.89
HIGH DECK 2 SHELF CARTS WITH THERMORUBBER OPTION				
Product No.	Cap. (lbs.)	Size W x L x H	Wt. (lbs.)	Price Ea.
HSB136T500GP	1200	18 x 36 x 35"	114	597.65
HSB236T500GP	1200	24 x 36 x 35"	138	633.43
HSB258T500GP	1200	24 x 48 x 35"	116	677.89
HIGH DECK 3 SHELF CARTS				
Product No.	Cap. (lbs.)	Size W x L x H	Wt. (lbs.)	Price Ea.
HSC136U500GP	1200	18 x 36 x 35"	80	647.93
HSC236U500GP	1200	24 x 36 x 35"	138	808.24
HSC248U500GP	1200	24 x 48 x 35"	170	818.08
HIGH DECK 3 SHELF CARTS WITH THERMORUBBER OPTION				
Product No.	Cap. (lbs.)	Size W x L x H	Wt. (lbs.)	Price Ea.
HSC136T500GP	1200	18 x 36 x 35"	80	647.93
HSC236T500GP	1200	24 x 36 x 35"	138	808.24
HSC248T500GP	1200	24 x 48 x 35"	170	818.08
LOW PROFILE 2 SHELF CARTS				
Product No.	Cap. (lbs.)	Size W x L x H	Wt. (lbs.)	Price Ea.
HSL230U500GP	1200	24 x 30 x 27"	96	642.33
HSL236U500GP	1200	24 x 36 x 27"	106	594.77
HSL248U500GP	1200	24 x 48 x 27"	126	735.92
LOW PROFILE 2 SHELF CARTS WITH THERMORUBBER OPTION				
Product No.	Cap. (lbs.)	Size W x L x H	Wt. (lbs.)	Price Ea.
HSL230T500GP	1200	24 x 30 x 27"	96	642.33
HSL236T500GP	1200	24 x 36 x 27"	106	594.77
HSL248T500GP	1200	24 x 48 x 27"	126	735.92
UPRIGHT PANEL MOVER - 5 X 1½" URETHANE SWIVEL CASTERS				
Product No.	Cap. (lbs.)	Size W x L x H	Wt. (lbs.)	Price Ea.
HTF831U503GP	1200	28 x 31 x 35"	66	627.45
UPRIGHT PANEL MOVER WITH CARPETED RAILS - 5 X 1½" URETHANE SWIVEL CASTERS				
Product No.	Cap. (lbs.)	Size W x L x H	Wt. (lbs.)	Price Ea.
HTG831U503GP	1200	28 x 31 x 35"	70	693.36

Workbenches & Stands

- All welded construction for immediate use, heavy duty performance, and long life with powder coat Gray finish.
- 12 gauge steel shelves.
- Prepunched floor mounting pads.
- FOB Shipping Point.

Workbenches -- ½" bottom shelf with 4" back support, 2" sq. tube frame.

Work Stands -- available in 2 shelf models, 1½" x ⅝" thick corner posts.

WORKBENCHES WITH FLUSH TOP				
Product No.	Cap. (lbs.)	Size W x L x H	Wt. (lbs.)	Price Ea.
HUA360GP	3000	30 x 60 x 34"	176	\$884.78
HUA372GP	3000	30 x 72 x 34"	202	927.34
HUA472GP	3000	36 x 72 x 34"	218	969.87
HUA496GP	3000	36 x 96 x 34"	306	1,639.86
WORK STAND - TWO SHELF				
Product No.	Cap. (lbs.)	Size W x L x H	Wt. (lbs.)	Price Ea.
HWS124GP	2000	18 x 24 x 30"	58	342.44
HWS136GP	2000	18 x 36 x 30"	74	387.11
WORK STAND - THREE SHELF				
Product No.	Cap. (lbs.)	Size W x L x H	Wt. (lbs.)	Price Ea.
HWS236GP	2000	24 x 36 x 32"	88	459.41
HWS248GP	2000	24 x 48 x 32"	108	525.33
HWS360GP	2000	36 x 60 x 32"	152	689.13



HSB High Deck
2 Shelf Cart



HSC High Deck
3 Shelf Cart



HSL Low Profile
2 Shelf Cart



HTF Upright Panel
Mover



HTG Upright Panel Mover
with Carpeted Rails



HUA Workbench with
Flush Top



HWS Work Stand Available
in 2 or 3 Shelf

POWDER coated
gray finish.

Surcharge may apply.

MULTIPURPOSE TRUCKS



All-Welded Forkliftable Order Picking Truck

- 3600 lbs. capacity.

Large capacity, three shelf truck designed to securely attach to your order picker. Two full width fork pockets on 24" centers and 1½" steel grab bar make attachment easy. Shelves have 19" clearance. Overall height is 69". 2 rigid and 2 swivel 6" polyurethane casters assure smooth rolling, even with a full load of 3600 lbs. 48" length allows the unit to fit down any aisle. FOB Shipping Point.

HT3-2448-6PYFP60

ALL-WELDED FORKLIFTABLE ORDER PICKING TRUCK			
Product No.	Size W x L	Wt. (lbs.)	Price Ea.
HT3-2448-6PYFP60	24 x 48"	258	\$1,180.54
HT3-3048-6PYFP60	30 x 48"	295	1,320.13

All-Welded Box Trucks

- Overall height is 33".

Bulk storage and transport trucks have 24" interior height. Available with 2 swivel and 2 rigid, 6" x 2" mold-on rubber or non-marking polyurethane casters. Sheet Steel Trucks feature 14 gauge steel sides in an angle iron frame. Expanded Metal Trucks feature angle iron frames with ¾" expanded metal sides for greater visibility and airflow. FOB Shipping Point.



HBTS2436-6MR



HBTX2436-6PY

SHEET STEEL TRUCKS						
6" MOLD-ON RUBBER				6" NON-MARKING POLYURETHANE		
Deck Size	Product No.	Wt. (lbs.)	Price Ea.	Product No.	Wt. (lbs.)	Price Ea.
24 x 36"	HBTS2436-6MR	149	\$750.46	HBTS2436-6PY	141	\$749.21
24 x 48"	HBTS2448-6MR	175	810.40	HBTS2448-6PY	167	809.15
30 x 48"	HBTS3048-6MR	192	870.10	HBTS3048-6PY	184	868.85
30 x 60"	HBTS3060-6MR	217	938.70	HBTS3060-6PY	209	937.45
EXPANDED METAL TRUCKS						
24 x 36"	HBTX2436-6MR	101	\$581.19	HBTX2436-6PY	93	\$596.42
24 x 48"	HBTX2448-6MR	117	660.21	HBTX2448-6PY	109	659.06
30 x 48"	HBTX3048-6MR	130	710.12	HBTX3048-6PY	122	708.97
30 x 60"	HBTX3060-6MR	145	756.57	HBTX3060-6PY	137	755.42



HBTS2436-6PY

All-Welded Box Trucks with Hinged Lid

- Overall height is 35".

Bulk storage and transport trucks have 24" interior height. Hinged top cover has padlock hasp for security. Available with 2 swivel and 2 rigid, 6" x 2" mold-on rubber or non-marking polyurethane casters. Sheet Steel Trucks feature 14 gauge steel sides in angle iron frames. Expanded Metal Trucks feature angle iron frame with ¾" expanded metal sides for greater visibility and airflow. FOB Shipping Point.



HBTX2436-6MR

SHEET STEEL TRUCKS						
6" MOLD-ON RUBBER				6" NON-MARKING POLYURETHANE		
Deck Size	Product No.	Wt. (lbs.)	Price Ea.	Product No.	Wt. (lbs.)	Price Ea.
24 x 36"	HBTS2436-6MR	149	\$935.64	HBTS2436-6PY	141	\$934.39
24 x 48"	HBTS2448-6MR	175	1,014.15	HBTS2448-6PY	167	1,012.90
30 x 48"	HBTS3048-6MR	192	1,091.40	HBTS3048-6PY	184	1,090.15
30 x 60"	HBTS3060-6MR	217	1,192.27	HBTS3060-6PY	209	1,191.01
EXPANDED METAL TRUCKS						
24 x 36"	HBTX2436-6MR	101	\$794.33	HBTX2436-6PY	93	\$811.34
24 x 48"	HBTX2448-6MR	117	867.85	HBTX2448-6PY	109	866.70
30 x 48"	HBTX3048-6MR	130	935.55	HBTX3048-6PY	122	934.40
30 x 60"	HBTX3060-6MR	145	1,023.79	HBTX3060-6PY	137	1,022.64



H5M-2448-6PH

Multi-Shelf Trucks

- Storage rack on wheels.

Heavy-duty trucks with three, four or five shelves. All-welded 12 gauge steel shelves provide plenty of space to transport your large loads. Also used as portable storage racks that can be moved for cleaning or to different locations as your storage requirements change. Two rigid and two swivel casters with 6" x 2" phenolic wheels. Comfortable formed 1" tubular steel push handle. Shelves available flush or with 1½" retaining lip. 3600 lbs. capacity. FOB Shipping Point.

MULTI-SHELF TRUCKS						
3 SHELF UNIT			FLUSH SHELVES			
Size W x L	LIP SHELVES 46½" Overall Height Product No.	45" Overall Height Product No.	Shelf Clearance	Wt. (lbs)	Price Ea.	
24 x 36"	H3ML-2436-6PH	H3M-2436-6PH	16½"	142	\$607.97	
24 x 48"	H3ML-2448-6PH	H3M-2448-6PH	16½"	173	\$680.31	
30 x 48"	H3ML-3048-6PH	H3M-3048-6PH	16½"	204	\$780.97	
30 x 60"	H3ML-3060-6PH	H3M-3060-6PH	16½"	244	\$895.96	
4 SHELF UNIT			FLUSH SHELVES			
Size W x L	LIP SHELVES 65" Overall Height Product No.	63½" Overall Height Product No.	Shelf Clearance	Wt. (lbs)	Price Ea.	
24 x 36"	H4ML-2436-6PH	H4M-2436-6PH	16½"	175	\$732.37	
24 x 48"	H4ML-2448-6PH	H4M-2448-6PH	16½"	216	\$828.16	
30 x 48"	H4ML-3048-6PH	H4M-3048-6PH	16½"	256	\$983.07	
30 x 60"	H4ML-3060-6PH	H4M-3060-6PH	16½"	309	\$1,103.25	
5 SHELF UNIT			FLUSH SHELVES			
Size W x L	LIP SHELVES 65" Overall Height Product No.	63½" Overall Height Product No.	Shelf Clearance	Wt. (lbs)	Price Ea.	
24 x 36"	H5ML-2436-6PH	H5M-2436-6PH	12"	207	\$851.87	
24 x 48"	H5ML-2448-6PH	H5M-2448-6PH	12"	258	\$998.07	
30 x 48"	H5ML-3048-6PH	H5M-3048-6PH	12"	307	\$1,126.06	
30 x 60"	H5ML-3060-6PH	H5M-3060-6PH	12"	373	\$1,278.79	

2 Sided Shelf Trucks

- Overall height is 57".

Expanded metal ends improve visibility, allow 2-way access to material. End panels extend 48" high above deck. All-welded construction with 12 gauge steel shelves. Available in 2, 3, or 4 shelf configurations. Non-marking, quiet 6" polyurethane wheels, 2 swivel, 2 rigid. Capacity 3600 lbs. FOB Shipping Point.



2 SHELF TRUCK



3 SHELF TRUCK



4 SHELF TRUCK

2 SIDED SHELF TRUCKS			
2 SHELVES 22½" CLEARANCE			
Shelf Size	Product No.	Wt. (lbs.)	Price Ea.
24 x 48"	HDET2-2448-6PY	154	\$826.57
24 x 60"	HDET2-2460-6PY	175	914.33
30 x 48"	HDET2-3048-6PY	178	942.09
30 x 60"	HDET2-3060-6PY	204	1,063.88
3 SHELVES 15" CLEARANCE			
24 x 48"	HDET3-2448-6PY	196	1,019.10
24 x 60"	HDET3-2460-6PY	217	1,120.25
30 x 48"	HDET3-3048-6PY	229	1,116.63
30 x 60"	HDET3-3060-6PY	268	1,260.30
4 SHELVES 12" CLEARANCE			
24 x 48"	HDET4-2448-6PY	238	1,178.51
24 x 60"	HDET4-2460-6PY	269	1,304.31
30 x 48"	HDET4-3048-6PY	281	1,291.22
30 x 60"	HDET4-3060-6PY	332	1,451.79

WORK CABINETS & TABLES



**LITTLE
GIANT**

48" Wide Counter Height Bench Cabinets

• All welded 12 ga. construction.

The top work surface measures 24" x 48", is 41" high and is surrounded by retaining lip on three sides (except Butcher Block models). Available in 3 standard work top surfaces. Keyed handle and 3-point latching mechanism. Available with either a Fixed center shelf or Heavy-Duty Drawer. Clearview doors provide ventilation and visibility. Heavy-duty leg levelers adjust for up to 3" of additional height. Durable powder coated gray finish. Also available with factory installed pegboard or louvered panel. FOB Shipping Point.



HMJ3-LL-2D-2448



HMBP3-LL-2D-2448-PB



HMB-LL-2D-2448

48" WIDE COUNTER HEIGHT BENCH CABINETS CENTER SHELF MODELS						
Top Surface	SOLID DOORS			CLEARVIEW DOORS		
	Product No.	Wt. (lbs.)	Price Ea.	Product No.	Wt. (lbs.)	Price Ea.
Powder Coated Steel	HMB3-LL-2D-2448	305	\$966.72	HMBP3-LL-2D-2448	294	\$989.10
1 1/2" Butcher Block	HMJ3-LL-2D-2448	355	1,293.49	HMJP3-LL-2D-2448	344	1,315.88
1/4" Hardboard	HMH3-LL-2D-2448	313	1,020.99	HMHJP3-LL-2D-2448	302	1,043.37
HEAVY-DUTY STORAGE DRAWER MODELS						
Powder Coated Steel	HMB-LL-2D-2448HD	305	1,155.03	HMBP-LL-2D2448HD	294	1,177.42
1 1/2" Butcher Block	HMJ-LL-2D-2448HD	355	1,481.79	HMJP-LL-2D2448HD	344	1,504.18
1/4" Hardboard	HMH-LL-2D-2448HD	313	1,209.30	HMHJP-LL-2D2448HD	302	1,231.69

For Optional Pegboard Panel, add -PB Add \$206.87

For Optional Louvered Panel, add -LP Add \$206.87

All Welded Shop Desk

• Durable powder coated finish

All-welded construction with comfortable height as a standing desk/workstation. Riser shelf is 10" deep and 10" above desk surface. Locking storage drawer is 13"W x 17"D x 4 1/2"H and comes with two keys. Lower shelves have 1 1/2" retaining lips and 11 1/4" shelf clearance. FOB Shipping Point.

STATIONARY MODELS 2,000 LBS. CAPACITY						
LEG LEVELERS ALLOW HEIGHT ADJUSTMENT FROM 39" - 42" HIGH						
Size D x W	OPEN SHELVES			ENCLOSED SHELVES w/DOOR		
	Product No.	Wt. (lbs.)	Price Ea.	Product No.	Wt. (lbs.)	Price Ea.
22 x 24	HPSR2224-LL-DR	99	\$754.93	HPSX-2224-LLDR	136	\$928.66
24 x 36	HPSR2436-LL-DR	134	866.10	HPSX-2436-LLDR	171	1,100.33

MOBILE MODELS - 1,000 LBS. CAPACITY						
3" SWIVEL CASTERS WITH BRAKES, 42" HIGH DESK SURFACE						
Size D x W	OPEN SHELVES			ENCLOSED SHELVES w/DOOR		
	Product No.	Wt. (lbs.)	Price Ea.	Product No.	Wt. (lbs.)	Price Ea.
22 x 24	HPSR2224-3RBK-DR	104	\$786.27	HPSX-2224-3RBKDR	141	\$958.21
24 x 36	HPSR2436-3RBK-DR	139	906.27	HPSX-2436-3RBKDR	176	1,140.00



HPSR2224-LL-DR



HPSX-2224-3RBKDR



HWT-2448-LL-DR
Leg Leveler Model Shown with
Optional Drawer

Butcher Block Top Tables

1 1/2" thick Butcher Block top on welded steel frame for long lasting durability. Fully assembled and ready to use. FOB Shipping Point.

BUTCHER BLOCK TOP TABLES LEG LEVELER MODELS - 32-35" HIGH, 2000 LBS. CAPACITY			
Product No.	Size D x W	Wt. (lbs.)	Price Ea.
HWT-2424-LL	24 x 24"	90	\$377.01
HWT-2436-LL	24 x 36"	110	469.25
HWT-2448-LL	24 x 48"	130	505.97
SWIVEL CASTER MODELS - 3" BRAKE CASTERS, 1000 LBS. CAPACITY			
HWT-2424-3R	24 x 24"	95	417.31
HWT-2436-3R	24 x 36"	115	509.55
HWT-2448-3R	24 x 48"	135	544.48

-DR Factory Installed Locking Drawer 13"W x 17"D x 4 1/2"H Price Ea. \$253.43

12 GAUGE WELDED MOBILE BENCH CABINETS



48" Wide Mobile Bench Cabinets

- 12 gauge all-welded construction.
- 6" Polyurethane casters with floor lock.
- 3-point locking doors with 2 keys.
- Steel Top with lip on 3 edges, or 1 3/4" Butcher Block Top.
- Durable powder coated finish.
- Also available with factory installed Pegboard or Louvered Panels.

FOB Shipping Point.



HMBP2D-2448-FL
48"W Bench with
Clear View Doors



HMJ3-2D-2448-FL
48"W Bench with Butcher
Block Top



HMB3-2D-2448FLP
48"W Bench with
Solid Doors and Louvered
Panel

48" WIDE MOBILE BENCH CABINETS							
Top Surface	Center Shelf	Product No.	Wt. (lbs.)	Price Ea.	WITH ADDED PEGBOARD PANEL*	Product No.	Wt. (lbs.) Price Ea.
SOLID DOORS							
Steel	0	HMB-2D-2448-FL	223	\$1,091.36	HMB-2D-2448-FLPB	248	\$1,181.60
Steel	1	HMB3-2D-2448-FL	253	1,091.36	HMB3-2D-2448FLPB	278	1,276.06
Butcher Block	0	HMJ-2D-2448-FL	273	1,524.33	HMJ-2D-2448-FLPB	298	1,614.55
Butcher Block	1	HMJ3-2D-2448-FL	303	1,524.33	HMJ3-2D-2448FLPB	328	1,709.03
CLEARVIEW DOORS							
Steel	0	HMBP2D-2448-FL	210	1,113.75	HMBP2D-FL-PB	235	1,203.99
Steel	1	HMBP32D-2448-FL	240	1,208.22	HMBP32D-FL-PB	265	1,298.45
Butcher Block	0	HMJP2D-2448-FL	260	1,546.72	HMJP2D-FL-PB	285	1,636.94
Butcher Block	1	HMJP32D-2448-FL	290	1,641.18	HMJP32D-FL-PB	315	1,731.42

*For Louvered Panel, Replace: -PB with -LP

12 Gauge Work Center Cabinet with Butcher Block Top

- Durable powder coated finish.

1 3/4" butcher block top provides a durable, yet forgiving work surface. The nonconductive butcher block top is securely attached to the all-welded, heavy-duty, 12 gauge steel cabinet. Features a keyed handle with a 3-point locking mechanism. 37" overall height. 26" high interior cabinet clearance. Fully assembled and ready for immediate use. FOB Shipping Point.

12 GAUGE WORK CENTER CABINET WITH BUTCHER BLOCK TOP			
Product No.	Size D x W	Wt. (lbs.)	Price Ea.
HWTC-2D-2436-LL	24 x 36"	166	\$1,122.99
HWTC-2D-2448-LL	24 x 48"	218	1,259.10
HWTC-2D-3048-LL	30 x 48"	230	1,407.76
HWTC-2D-3060-LL	30 x 60"	265	1,647.76
HWTC-2D-3072-LL	30 x 72"	302	1,905.67



ALL-WELDED CARTS & TRUCKS



**LITTLE
GIANT**

All-Welded Merchandise Collector

- Designed especially for order picking, stocking or delivery work.
- Available with flush shelves or with 1½" retaining lip.


Completely welded to form a solid unit, this 12 ga. steel cart stands up to hard punishment. Mold-on rubber wheels are quiet and tough. 2400 lb. cap. model is available with floor lock to hold cart in place when at rest. FOB Shipping Point.



HGL-2448-8MRFL
Shown with Floor Lock

Lip Up Shelves Product No.	Flush Shelves Product No.	Cap. (lbs.)	Shelf Size W x L	Wheel Description	Wt. (lbs.)	Price Ea.
HGL-2436-6MR	HG-2436-6MR	2000	24 x 36"	6" Mold-on Rubber	120	\$531.07
HGL-2448-6MR	HG-2448-6MR	2000	24 x 48"	6" Mold-on Rubber	145	\$599.75
HGL-3048-6MR	HG-3048-6MR	2000	30 x 48"	6" Mold-on Rubber	163	\$657.82
HGL-3060-6MR	HG-3060-6MR	2000	30 x 60"	6" Mold-on Rubber	189	\$723.39
HGL-2436-8PYBK	HG-2436-8PYBK	3600	24 x 36"	8" Polyurethane	111	\$579.18
HGL-2448-8PYBK	HG-2448-8PYBK	3600	24 x 48"	8" Polyurethane	136	\$647.85
HGL-3048-8PYBK	HG-3048-8PYBK	3600	30 x 48"	8" Polyurethane	154	\$705.93
HGL-3060-8PYBK	HG-3060-8PYBK	3600	30 x 60"	8" Polyurethane	180	\$771.49
WITH FLOOR LOCKS						
HGL-2436-8MRFL	HG-2436-8MRFL	2400	24 x 36"	8" Mold-on Rubber	120	\$626.24
HGL-2448-8MRFL	HG-2448-8MRFL	2400	24 x 48"	8" Mold-on Rubber	145	\$694.91
HGL-3048-8MRFL	HG-3048-8MRFL	2400	30 x 48"	8" Mold-on Rubber	163	\$752.99
HGL-3060-8MRFL	HG-3060-8MRFL	2400	30 x 60"	8" Mold-on Rubber	189	\$818.54

**5000 LBS.
Capacity**



Floor Lock

All-Welded Extra Heavy Duty Shelf Truck

- Transport your heaviest loads easily and smoothly.
- Features extra reinforcement for heavier capacities.

Easy mobility with durability. All welded construction features 12 ga. steel flush shelves with extra reinforcements. Handles loads up to 5000 lbs. Top shelf is 36" above ground with 23" clearance between shelves. More maneuverable with 2 rigid, 2 swivel heavy duty 8" phenolic kingpinless casters. Also available with Floor Lock. FOB Shipping Point.

Deck Size W x L	Product No.	Wt (lbs.)	Price Ea.	WITH FLOOR LOCK Product No.	Wt. (lbs.)	Price Ea.
24 x 36"	HGH-2436-8PHK	144	\$740.06	HGH-2436-8PHK-FL	148	\$790.04
24 x 48"	HGH-2448-8PHK	167	\$801.37	HGH-2448-8PHK-FL	171	\$851.36
30 x 48"	HGH-3048-8PHK	190	\$858.78	HGH-3048-8PHK-FL	194	\$908.76
30 x 60"	HGH-3060-8PHK	216	\$931.45	HGH-3060-8PHK-FL	220	\$981.43
36 x 72"	HGH-3672-8PHK	275	\$1,106.78	HGH-3672-8PHK-FL	279	\$1,156.76

All-Welded Multi-Shelf Transport Trucks

- Designed and built to handle loads up to 3600 lbs.
- Rugged 12 ga. shelves handle the heaviest of loads.

Shelves are available with flush edges or with 1½" retaining lip. Rolls on 2 swivel, 2 rigid casters with 6" x 2" hard tread phenolic wheels for added maneuverability under heavy loads. Swivel casters have wheel brakes to stop unwanted movement when loading and unloading. 36" overall height. FOB Shipping Point.



Lip Up Shelves Product No.	Lip Down Flush Shelves Product No.	No. Shelves	Shelf Size W x L	Wt. (lbs.)	Price Ea.
H2GL-2436-6PHBK	H2G-2436-6PHBK	2	24 x 36"	112	\$487.54
H2GL-2448-6PHBK	H2G-2448-6PHBK	2	24 x 48"	138	\$559.54
H3GL-2436-6PHBK	H3G-2436-6PHBK	3	24 x 36"	156	\$588.87
H3GL-2448-6PHBK	H3G-2448-6PHBK	3	24 x 48"	185	\$662.25

All-Welded Service Carts

- An affordable shelf truck for medium-duty applications.
- Bottom shelf has retaining lip for small parts.

This all welded 12 ga. steel shelf truck is shipped fully assembled and ready to work. Easily handles loads up to 2,000 lbs. Rolls easily on 2 rigid and 2 swivel non-marking polyurethane casters. 1200 lbs. capacity truck is 35" OAH. 2000 lbs. capacity truck has an overall height of 36". FOB Shipping Point.



1,200 lbs. Capacity Cart



2,000 lbs. Capacity Cart

1200 LBS. CAPACITY SERVICE CARTS - 5" CASTERS					
Lip Up Shelves Product No.	Top (& Center) Shelf Lip Down Product No.	Shelf Size W x L	Wt. (lbs.)	Price Ea.	
2 Shelf (25" Shelf Clearance)					
HLGL-1832-BRK	HLG-1832-BRK	18 x 32"	65	\$330.25	
HLGL-2436-BRK	HLG-2436-BRK	24 x 36"	84	\$377.97	
HLGL-2448-BRK	HLG-2448-BRK	24 x 48"	103	\$424.84	
HLGL-3048-BRK	HLG-3048-BRK	30 x 48"	125	\$478.72	
3 Shelf (11¼" Shelf Clearance)					
H3LGL-1832-BRK	H3LG-1832-BRK	18 x 32"	87	\$410.64	
H3LGL-2436-BRK	H3LG-2436-BRK	24 x 36"	115	\$481.36	
H3LGL-2448-BRK	H3LG-2448-BRK	24 x 48"	150	\$551.66	
H3LGL-3048-BRK	H3LG-3048-BRK	30 x 48"	177	\$625.63	

2000 LBS. CAPACITY SERVICE CARTS - 6" CASTERS					
Lip Up Shelves Product No.	Top (& Center) Shelf Lip Down Product No.	Shelf Size W x L	Wt. (lbs.)	Price Ea.	
2 Shelf (25" Shelf Clearance)					
HLGL-2436-6PY	HLG-2436-6PY	24 x 36"	97	\$444.99	
HLGL-2448-6PY	HLG-2448-6PY	24 x 48"	116	\$491.85	
HLGL-3048-6PY	HLG-3048-6PY	30 x 48"	138	\$545.73	
HLGL-3060-6PY	HLG-3060-6PY	30 x 60"	165	\$603.01	
3 Shelf (11¼" Shelf Clearance)					
H3LGL-2436-6PY	H3LG-2436-6PY	24 x 36"	128	\$546.33	
H3LGL-2448-6PY	H3LG-2448-6PY	24 x 48"	163	\$616.63	
H3LGL-3048-6PY	H3LG-3048-6PY	30 x 48"	190	\$692.64	
H3LGL-3060-6PY	H3LG-3060-6PY	30 x 60"	230	\$778.57	

SPECIALITY TRUCKS



"Cushion Load" Shelf Trucks

• Welded Steel Construction.

1200 lbs. capacity with 9" pneumatic casters for maximum cushion, or 1500 lbs. capacity with 10" puncture-proof solid rubber wheels. Available with 1½" lip edge or flush edge shelves with smooth or non-slip vinyl surfaces. Gray powder coat finish. FOB Shipping Point.

"CUSHION LOAD" SHELF TRUCKS					
Lip Edge Shelves Product No.	Flush Shelves Product No.	Size W x L	Cap. (lbs.)	Wt. (lbs.)	Price Ea
9" PNEUMATIC CASTERS, WITH SMOOTH STEEL SHELF SURFACES					
HGL-2436-9P	HG-2436-9P	24 x 36"	1200	95	\$576.96
HGL-2448-9P	HG-2448-9P	24 x 48"	1200	109	611.01
9" PNEUMATIC CASTERS, WITH NON-SLIP VINYL SHELF SURFACES					
HGL-2436-9PM	HG-2436-9PM	24 x 36"	1200	99	658.24
HGL-2448-9PM	HG-2448-9PM	24 x 48"	1200	113	719.24
10" SOLID RUBBER CASTERS, WITH SMOOTH STEEL SHELF SURFACES					
HGL-2436-10SR	HG-2436-10SR	24 x 36"	1500	104	589.76
HGL-2448-10SR	HG-2448-10SR	24 x 48"	1500	118	623.82



HGL-2448-10SR
Lip Edge Shelves with
10" wheels

HG-2436-9PM
Flush Shelves with
Non-Slip Vinyl Surfaces

All-Welded Deep Tray Truck

- Shelves are formed into 3", 6" or 12" deep trays for parts and supplies storage.
- Made of rugged 12 ga. steel.

Extra deep tray cart to contain parts, packages or inventory. Smooth rolling on 5" x 1½" or 6" x 2" polyurethane casters -- 2 swivel, 2 rigid. 3600 lb. models feature extra reinforcement. FOB Shipping Point.



Product No.	Cap. (lbs.)	Shelf Size W x L	Wheel Size	Tray Depth	Wt. (lbs.)	Price Ea.
HDS1830X3-5PY	1200	18 x 30"	5"	3"	71	\$376.06
HDS2436X3-5PY	1200	24 x 36"	5"	3"	95	435.06
HDS1830X6-5PY	1200	18 x 30"	5"	6"	87	444.30
HDS2436X6-5PY	1200	24 x 36"	5"	6"	116	513.70
HDS1830X3-6PY	3600	18 x 30"	6"	3"	81	485.81
HDS2436X3-6PY	3600	24 x 36"	6"	3"	105	538.46
HDS2448X3-6PY	3600	24 x 48"	6"	3"	132	603.37
HDS1830X6-6PY	3600	18 x 30"	6"	6"	97	554.03
HDS2436X6-6PY	3600	24 x 36"	6"	6"	126	617.10
HDS2448X6-6PY	3600	24 x 48"	6"	6"	157	692.43
HDS1830X12-6PY	3600	18 x 30"	6"	12"	101	561.75
HDS2436X12-6PY	3600	24 x 36"	6"	12"	132	667.75

* top shelf only 12" deep / bottom shelf 1½" deep.

Adjustable Height Shelf Truck

• 1200 lb. capacity.

Top Deck height is adjustable from 25" up to 33". Bottom shelf has 1½" retaining lip. Top shelf has a flush edge. Clearance between shelves is from 15" to 23". Comes with 5" polyurethane wheels, 2 swivel casters with wheel brakes and 2 rigid casters. FOB Shipping Point.



Product No.	Shelf Size	Wt. (lbs.)	Price Ea.
HLK2436-5PYBKAH	24 x 36"	89	\$527.75
HLK2448-5PYBKAH	24 x 48"	108	578.88
HLK3048-5PYBKAH	30 x 48"	139	630.75
HLK3060-5PYBKAH	30 x 60"	168	693.24

All-Welded Order Picking Truck

- Easy rolling medium-duty all welded truck is the perfect answer for efficient order picking or stocking.
- Features convenient 12 x 24" writing surface.

Made from tough 12 ga. steel -- bottom shelf lip up and top shelf available in lip up or flush. Handles heavy loads up to 1200 lbs. Smooth rolling on 5" non-marking polyurethane casters. FOB Shipping Point.



Optional
Storage Pocket

All-Welded Ergonomic Shelf Truck



- Ergonomic handle provides a more natural, comfortable grip.
- Reduces wrist strain, yet allows for one-handed control.

All welded construction with heavy 12ga. shelves. Ships fully assembled and ready for use. Non-marking polyurethane wheels (2 swivel, 2 rigid) provides the best combination of reduced rolling resistance and quiet operation. Wheel brakes on swivel casters standard. FOB Shipping Point.

8" x 2" POLYURETHANE WHEELS					
Shelf Size	Cap. (lbs.)	Top Shelf Hgt.	Wt. (lbs.)	LIP SHELVES Product No.	FLUSH SHELVES Product No.
24 x 36"	3600	35"	112	HERGL-2436-8PYBK	HERG-2436-8PYBK
24 x 48"	3600	35"	137	HERGL-2448-8PYBK	HERG-2448-8PYBK
30 x 48"	3600	35"	155	HERGL-3048-8PYBK	HERG-3048-8PYBK
30 x 60"	3600	35"	181	HERGL-3060-8PYBK	HERG-3060-8PYBK
5" POLYURETHANE WHEELS					
Shelf Size	Cap. (lbs.)	Top Shelf Hgt.	Wt. (lbs.)	LIP SHELVES Product No.	FLUSH TOP BOTTOM LIP LIP
24 x 36"	1200	35"	85	HERLGL-2436-BRK	HERLG-2436-BRK
24 x 48"	1200	35"	104	HERLGL-2448-BRK	HERLG-2448-BRK
30 x 48"	1200	35"	126	HERLGL-3048-BRK	HERLG-3048-BRK

TOP SHELF LIP DOWN Product No.	TOP SHELF LIP UP Product No.	Shelf Size	Wt. (lbs.)	Price Ea.
HLG-2436-WSBRK	HLGL-2436-WSBRK	24 x 36"	101	\$443.54
HLG-2448-WSBRK	HLGL-2448-WSBRK	24 x 48"	120	493.33
with Storage Pocket (see inset photo)				
HLG-2436-WS-P-BK	HLGL-2436-WS-P-BK	24 x 36"	111	484.49
HLG-2448-WS-P-BK	HLGL-2448-WS-P-BK	24 x 48"	130	534.28

3-Sided Trucks

- Strong 12 ga. Steel Trucks support loads up to 3600 lbs.

Enclosed sides are 48"H. above the deck in sturdy 1½" angle iron corners and top trim. Mesh sides are 13 ga. flattened expanded metal. Rolls on 6" x 2" non-marking polyurethane casters. (2 swivel, 2 rigid). Overall height 57". Standard powder coated gray finish. FOB Shipping Point.

Product No.	Deck Size W x L	Wt. (lbs.)	Price Ea.
DECK ONLY - NO UPPER SHELVES			
HT1-2448-6PY	24 x 48"	139	\$717.93
HT1-2460-6PY	24 x 60"	155	768.31
HT1-3048-6PY	30 x 48"	157	769.99
HT1-3060-6PY	30 x 60"	174	825.58
DECK & 1 FIXED UPPER SHELF (22½" CLEARANCE)			
HT2-2448-6PY	24 x 48"	173	818.67
HT2-2460-6PY	24 x 60"	198	889.37
HT2-3048-6PY	30 x 48"	200	892.87
HT2-3060-6PY	30 x 60"	229	973.99
DECK & 2 FIXED UPPER SHELVES (15" CLEARANCE)			
HT3-2448-6PY	24 x 48"	219	945.49
HT3-2460-6PY	24 x 60"	250	1,058.10
HT3-3048-6PY	30 x 48"	251	1,062.34
HT3-3060-6PY	30 x 60"	293	1,172.10
DECK & 1 ADJUSTABLE UPPER SHELF (ADJ. ON 3½" CENTERS)			
HT2-A-2448-6PY	24 x 48"	203	934.45
HT2-A-2460-6PY	24 x 60"	228	1,003.10
HT2-A-3048-6PY	30 x 48"	230	1,008.66
HT2-A-3060-6PY	30 x 60"	259	1,105.84



Model HT3-3060-6PY
3 Shelf w/Mesh Sides



With 1 Adjustable Upper Shelf



Open Cage Truck

- Move big, bulky loads easily and smoothly.
- Rigid, superior construction features.
- Available with either Flush Deck or 1½" Retaining Lip.

The perfect truck for pick-up and delivery of large packages or boxes. Sides are constructed of rugged 1" dia., 14 ga. round steel tubing on approx. 8" spacing and extends 48" above the steel deck. Rolls on 2 swivel and 2 rigid non-marking polyurethane tread 6" x 2" casters. FOB Shipping Point.

FLUSH DECK		POLYURETHANE WHEELS 3600 LB. CAPACITY 1½" LIP DECK		
Product No.	Product No.	Deck Size	Wt. (lbs.)	Price Ea.
HOT2436-6PY	HOTL2436-6PY	24 x 36"	108	\$627.87
HOT2448-6PY	HOTL2448-6PY	24 x 48"	126	689.18
HOT2460-6PY	HOTL2460-6PY	24 x 60"	143	750.78
HOT3048-6PY	HOTL3048-6PY	30 x 48"	139	730.19
HOT3060-6PY	HOTL3060-6PY	30 x 60"	157	795.24



Flush Deck



1½" Lipped Deck

All-Welded Mobile Security Box Trucks

- Expanded metal sides for good visibility and air flow.

Solid steel bottom deck provides added durability. Side drop-gate with spring latches folds down allowing easier loading and unloading. Double hinged top cover features padlock hasp for secure storage. Overall height is 47". Rolls easily on 6 x 2" polyurethane casters, 2 swivel, 2 rigid. FOB Shipping Point.



HSB-2448-6PY

Shown Closed

3-Sided Raised Deck Trucks

- 12 gauge steel deck.
- Polyurethane casters, 2 swivel, 2 rigid.

12 gauge steel deck is 20" high to minimize bending. 20" high sides of 14 gauge sheet or expanded metal. Hinged drop-gate models have spring latches to secure gate in upright position. FOB Shipping Point.



Expanded Metal with Drop-Gate



3 Sided Truck



Solid Sides with Drop-Gate Closed

3-SIDED TRUCKS (5 x 1¼" Casters, 1200-lbs. Cap.)				EXPANDED METAL SIDES		
Deck Size D x W	Product No.	Wt. (lbs.)	Price Ea.	Product No.	Wt. (lbs.)	Price Ea.
18 x 32"	HRP3S-1832-5PY	94	\$476.42	HRP3X-1832-5PY	73	\$402.99
24 x 36"	HRP3S-2436-5PY	114	582.99	HRP3X-2436-5PY	93	462.99
24 x 48"	HRP3S-2448-5PY	134	689.55	HRP3X-2448-5PY	120	523.88

TRUCKS WITH HINGED DROP-GATE (6" Casters, 2000-lbs. Cap.)				EXPANDED METAL SIDES		
Deck Size D x W	Product No.	Wt. (lbs.)	Price Ea.	Product No.	Wt. (lbs.)	Price Ea.
24 x 36"	HRPDS-2436-6PY	143	\$827.46	HRPDX-2436-6PY	110	\$685.97
24 x 48"	HRPDS-2448-6PY	154	996.72	HRPDX-2448-6PY	124	762.99
30 x 48"	HRPDS-3048-6PY	195	1,053.13	HRPDX-3048-6PY	156	840.90

SEE-THRU CABINETS



All-Welded Tool Storage Locker with Pegboard or Louvered Panels

• Organizing and storage made easy.

Efficiently organize your tools, supplies and equipment without clutter. The 16 ga. steel pegboard has holes on 1" centers. The 13 ga. steel mesh provides both visibility and security. Doors fully open 270° and feature a padlocking slide latch. Has one shelf located 19" above base. 72" interior height. (Pegs and bins not included). FOB Shipping Point.



HSL1-3048-PB



HSL1-3048-LP

ALL-WELDED TOOL STORAGE LOCKER WITH PEGBOARD OR LOUVERED PANELS				
Pegboard Product No.	Louvered Product No.	Size D x W x H	Wt. (lbs.)	Price Ea.
HSL1-2448-PB	HSL1-2448-LP	24 x 48 x 78"	295	\$1,664.22
HSL1-2460-PB	HSL1-2460-LP	24 x 60 x 78"	339	1,957.49
HSL1-3048-PB	HSL1-3048-LP	30 x 48 x 78"	312	1,859.42
HSL1-3060-PB	HSL1-3060-LP	30 x 60 x 78"	364	2,070.61

All-Welded Two Compartment Compact Storage Locker

• 78" overall height.

This all-welded storage locker provides two separate locking compartments, perfect for securing tools or supplies on multiple shifts. Doors swing open 270 degrees, and feature padlockable slide latches. Footpads have lag hole for securing to the floor. Durable powder coated gray finish. 4" clearance under unit for transporting with a pallet jack or forklift. FOB Shipping Point.



ALL-WELDED TWO COMPARTMENT COMPACT STORAGE LOCKER			
Product No.	Interior Size D x W	Wt. (lbs.)	Price Ea.
HSL1-2D-2424	24 x 24"	140	\$994.03

All-Welded Mobile Storage Lockers

• 2,000 lbs. capacity.

13 gauge expanded metal provides secure, visible storage for larger, bulkier items. Doors swing open a full 270 degrees and feature a padlockable slide latch. 2 swivel, 2 rigid, 6" non-marking polyurethane casters. Floor lock to stop unwanted movement. 72" interior height, 81" overall height. Welded unit ships set up and ready for immediate use. Durable powder coated gray finish. FOB Shipping Point.

ALL-WELDED MOBILE STORAGE LOCKERS						
1 Adjustable Center Shelf			2 Adjustable Center Shelves			
Interior Size D x W	Product No.	Wt. (lbs.)	Price Ea.	Product No.	Wt. (lbs.)	Price Ea.
30 x 48	HSL1A-3048-6PYFL	344	\$2,116.88	HSL2A-3048-6PYFL	375	\$2,264.18
30 x 60	HSL1A-3060-6PYFL	386	2,318.85	HSL2A-3060-6PYFL	425	2,497.39



HSL1A-3048-6PYFL

ALL-WELDED MOBILE STORAGE LOCKERS						
No Center Shelf			1 Center Shelf		2 Center Shelves	
Interior Size D x W	Product No.	Wt. (lbs.)	Price Ea.	Product No.	Wt. (lbs.)	Price Ea.
30 x 48	HSLN-3048-6PYFL	279	\$1,848.13	HSL1-3048-6PYFL	308	\$1,907.63
30 x 60	HSLN-3060-6PYFL	314	2,023.24	HSL1-3060-6PYFL	358	2,118.40
				HSL2-3048-6PYFL	345	\$2,007.70
				HSL2-3060-6PYFL	395	2,258.52

All-Welded Compact Storage Locker

• 78" overall height.

Compact all-welded storage locker has five 14 gauge shelves and a heavy-duty padlockable slide latch. High-visibility 13 gauge expanded metal siding. Footpads have holes for lagging to floor. Right hand door swings 270 degree flush to side. 4" clearance under unit. Durable powder coated gray finish. FOB Shipping Point.



ALL-WELDED COMPACT STORAGE LOCKER			
Product No.	Interior Size D x W	Wt. (lbs.)	Price Ea.
HSL5-2424-78	24 x 24"	223	\$1,253.90

6 Door Mobile Storage Locker

• 2,000 lbs. capacity.

Heavy-duty mobile storage locker provides 3 extra-large 18" high openings with ample storage space for tools, supplies and equipment. The 3 double doors have padlockable slide latches and swing open a full 270 degrees. Contents remain visible for quick inventory of items. 2 swivel, and 2 rigid 6" non-marking polyurethane wheels. 67 1/2" overall height. Powder coated gray finish. FOB Shipping Point.



6 DOOR MOBILE STORAGE LOCKER			
Product No.	Size W x L	Wt. (lbs.)	Price Ea.
HSC2-6D-2448-6PY	24 x 48"	289	\$1,954.34
HSC2-6D-3048-6PY	30 x 48"	314	2,068.78

All-Welded Industrial Duty Security Truck

- Diamond shaped opening provide security and visibility.
- All-welded steel construction delivers years of enduring service.

Allows good visibility and air circulation. All-welded construction handles loads up to 2,000 lbs. Double hinged doors swing open a full 270° back to the sides and out of the way. Includes padlockable hasp. Overall height is 56". Rolls smoothly on 6" x 2" phenolic casters – 2 swivel, 2 rigid. Available with fixed center shelf or adjustable/removable shelf that adjusts on 3 1/2" increments. FOB Shipping Point.



HSC-A-2448-6PH

ALL-WELDED INDUSTRIAL DUTY SECURITY TRUCK						
1 FIXED CENTER SHELF			1 ADJUSTABLE CENTER SHELF			
Inside Dimensions W x D x H	Product No.	Wt. (lbs.)	Price Ea.	Product No.	Wt. (lbs.)	Price Ea.
24 x 48 x 48"	HSC-2448-6PH	216	\$1,340.78	HSCA-2448-6PH	246	\$1,473.54
24 x 60 x 48"	HSC-2460-6PH	247	1,465.51	HSCA-2460-6PH	277	1,605.27
30 x 48 x 48"	HSC-3048-6PH	230	1,425.73	HSCA-3048-6PH	260	1,555.07
30 x 60 x 48"	HSC-3060-6PH	275	1,609.90	HSCA-3060-6PH	305	1,768.27

MOBILE CARTS & DESKS

Heavy Industrial Carts

- Durable service, easy mobility for parts and package delivery.

Designed for everyday heavy duty use. Trays have $3\frac{1}{4}$ " flanges to prevent contents from sliding off. Trays are reversible for a smooth work surface. Complete with convenient push handle. Easily rolls on 5" solid rubber wheels (2 rigid, 2 swivel). Gray finish. FOB Shipping Point.

Designed for **EVERYDAY**
HEAVY DUTY USE.

PARENT


Product No.	Cap. (lbs.)	No. of Trays	Overall Size L x D x H	Wt. (lbs.)	Price Ea.
H740-1630-2	750	2	30 x 16 x 32"	38	\$150.38
H740-1630-3	750	3	30 x 16 x 32"	48	188.36
H740-2436-2	750	2	36 x 24 x 32"	52	177.86
H740-2436-3	750	3	36 x 24 x 32"	67	225.18



Industrial Shelf Truck

- This truck hauls a heavy load around your warehouse or plant.
- Heavy gauge shelves for strength and durability.

Exclusive ribbed formed base shelf increases carrying capacity. Heavy 13 ga. posts allow 1" shelf adjustment. Convenient push handle for fingertip control. Easy rolling on 5" solid rubber casters (2 swivel, 2 rigid). Available in open, closed ends or closed types. Gray finish. Available in 3 styles. FOB Shipping Point.



Product No.	Shelves	A) OPEN TYPE		Price Ea.
		Overall Size L x D x H	Wt. (lbs.)	
H571-3618	5	36 x 18 x 57"	83	\$299.02
H571-3624	5	36 x 24 x 57"	97	351.42
H571-4818	5	48 x 18 x 57"	98	353.22
H571-4824	5	48 x 24 x 57"	116	390.10
		B) CLOSED ENDS		Price Ea.
		Overall Size L x D x H	Wt. (lbs.)	
H572-3618	5	36 x 18 x 57"	90	344.67
H572-3624	5	36 x 24 x 57"	110	378.31
H572-4818	5	48 x 18 x 57"	108	372.64
H572-4824	5	48 x 24 x 57"	129	417.55
		C) CLOSED TYPE		Price Ea.
		Overall Size L x D x H	Wt. (lbs.)	
H573-3618	5	36 x 18 x 57"	104	366.22
H573-3624	5	36 x 24 x 57"	121	400.49
H573-4818	5	48 x 18 x 57"	124	406.38
H573-4824	5	48 x 24 x 57"	145	451.30

Industrial Shop Desks

A) Open Style Desk

Features roomy drawer 24"W. x 22"D. x 4"H. and supplied with a cylinder lock. Measures 36"W. x 25"D. x 43"H. (front) 51" high (back). Gray finish. Shipped KD. **H400 Wt. 85 (lbs.) Price Ea. \$363.22**

B) Cabinet Style

Same features as above, but fully enclosed desk provides extra space and added security. Heavy duty all welded construction. Roomy locking drawer measures 24"W. x 22"D. x 4"H. Large cabinet with easily adjustable shelf, three point locking handle with full piano hinges. Measures 36"W. x 25"D. x 43"H. (front) 51" (rear). Gray finish. FOB Shipping Point. **H409 Wt. 158 (lbs.) Price Ea. \$574.83**

C) Portable Cabinet Desk

Same as above but with 4-5" solid rubber casters, all swivel with brakes. Gray finish. FOB Shipping Point. **H409-C Wt. 170 (lbs.) Price Ea. \$677.79**



Steel surcharge
may apply.

MOBILE CARTS & TRUCKS

**RUGGED,
HEAVY-DUTY**
construction
features.

Mobile Shelf Trucks

- Maximum storage space for high volume work.
- Rugged, heavy-duty construction features.

Rolls loads of parts, supplies, cartons, packages right to the job site. Features 1 – 18 ga. bottom tray shelf and 4 – 20 ga. shelves. Designed to support loads up to 1000 lbs. Includes convenient push handle for increased maneuverability. Rolls easily on 5" x 1 1/4" casters – 2 rigid, 2 swivel. Gray baked-on enamel finish. FOB Shipping Point.

Open Type...features open sides for complete and free access. Closed Sides Type...includes 2 end sides for added protection of contents during transport.

Closed-sides/Back Type...3 sided enclosure for maximum protection of loads. Ideal for small parts transfer.

OPEN TYPE UNIT			
Product No.	Size W x D x H	Wt. (lbs.)	Price Ea.
HMST1836	18 x 36 x 57"	68	\$302.43
HMST1842	18 x 42 x 57"	82	316.93
HMST1848	18 x 48 x 57"	84	329.01
HMST2436	24 x 36 x 57"	82	321.73
HMST2442	24 x 42 x 57"	91	336.27
HMST2448	24 x 48 x 57"	100	360.50
CLOSED SIDES UNIT			
HMST1836CS	18 x 36 x 57"	83	356.78
HMST1842CS	18 x 42 x 57"	97	371.33
HMST1848CS	18 x 48 x 57"	99	383.42
HMST2436CS	24 x 36 x 57"	101	388.30
HMST2442CS	24 x 42 x 57"	110	402.80
HMST2448CS	24 x 48 x 57"	119	426.96
CLOSED-SIDES/BACK UNIT			
HMST1836CSB	18 x 36 x 57"	98	370.22
HMST1842CSB	18 x 42 x 57"	114	389.62
HMST1848CSB	18 x 48 x 57"	118	407.73
HMST2436CSB	24 x 36 x 57"	116	401.62
HMST2442CSB	24 x 42 x 57"	127	420.99
HMST2448CSB	24 x 48 x 57"	138	451.28



Tray Shelf TRUCK

- Tray shelves keep small parts and supplies secure during transport.

- Comes complete with 5 – 18 ga. tray shelves. Shelves feature a 2 1/4" lip to keep parts in place. Designed to support loads up to 1000 lbs. Includes convenient push handle for increased maneuverability. Rolls easily on 5" x 1 1/4" casters – 2 rigid, 2 swivel. Gray baked-on enamel finish. FOB Shipping Point.



TRAY SHELF CART			
Product No.	Size W x D x H	Wt. (lbs.)	Price Ea.
HMST1836TS	18 x 36 x 57"	75	\$345.79
HMST1842TS	18 x 42 x 57"	101	370.78
HMST1848TS	18 x 48 x 57"	105	392.38
HMST2436TS	24 x 36 x 57"	106	395.92
HMST2442TS	24 x 42 x 57"	118	416.64
HMST2448TS	24 x 48 x 57"	124	452.34



Plus applicable steel surcharge on entire page.

Economy Service Cart

- Easy rolling cart supports loads up to 500 lbs.
- Exclusive rail steel corner angles for rigid, strong assembly.

This handy and rugged cart is ideal for stockpicking, order deliver, mail room work, or as a maintenance cart. Features 22 ga. tray shelves with 3" lip. Rolls easily on 5" x 1 1/4" casters – 2 rigid, 2 swivel. Gray baked-on enamel finish. FOB Shipping Point.



ECONOMY CART				
Product No.	No. Shelves	Size W x D x H	Wt. (lbs.)	Price Ea.
HESC1630-2	2	16 x 30 x 32"	30	\$136.21
HESC1630-3	3	16 x 30 x 32"	37	164.40
HESC1630-4	4	16 x 30 x 32"	44	192.61
HESC2436-2	2	24 x 36 x 32"	40	155.06
HESC2436-3	3	24 x 36 x 32"	51	192.61
HESC2436-4	4	24 x 36 x 32"	62	230.22

HEAVY DUTY CART				
Product No.	No. Shelves	Size W x D x H	Wt. (lbs.)	Price Ea.
HSC1630-2	2	16 x 30 x 35"	36	\$187.94
HSC1630-3	3	16 x 30 x 35"	45	218.54
HSC1630-4	4	16 x 30 x 35"	54	249.12
HSC1836-2	2	18 x 36 x 35"	40	218.50
HSC1836-3	3	18 x 36 x 35"	50	251.39
HSC1836-4	4	18 x 36 x 35"	60	284.24
HSC2436-2	2	24 x 36 x 35"	50	234.91
HSC2436-3	3	24 x 36 x 35"	67	276.02
HSC2436-4	4	24 x 36 x 35"	84	317.09
HSC2448-2	2	24 x 48 x 35"	56	263.12
HSC2448-3	3	24 x 48 x 35"	76	318.29
HSC2448-4	4	24 x 48 x 35"	96	373.44

Bin Divider TRUCK

- Divide and separate parts and supplies.
- Includes 4 bin dividers.

Helps keep contents organized for ready retrieval. Enclosed on sides and back for added security and protection. Designed to support loads up to 1000 lbs. Includes convenient push handle for increased maneuverability. Rolls easily on 5" x 1 1/4" casters – 2 rigid, 2 swivel. Gray baked-on enamel finish. FOB Shipping Point.



BIN DIVIDER CART			
Product No.	Size W x D x H	Wt. (lbs.)	Price Ea.
HMST1836BD	18 x 36 x 57"	103	\$427.52
HMST1842BD	18 x 42 x 57"	119	446.92
HMST1848BD	18 x 48 x 57"	123	465.03
HMST2436BD	24 x 36 x 57"	122	472.16
HMST2442BD	24 x 42 x 57"	133	491.53
HMST2448BD	24 x 48 x 57"	144	521.82

Heavy Duty Cart

- Built for super-heavy work loads – supports loads to 1000 lbs.
- Exclusive rail steel corner angles for rigid, strong assembly.

Industrial-grade construction features for extra supporting power. Features 18 ga. tray shelves with 2 1/4" lip. Rolls easily on 5" x 1 1/4" casters – 2 rigid, 2 swivel. Gray baked-on enamel finish. FOB Shipping Point.

BEST-IN-VALUE CASTERS



WHERE **ECONOMICAL** PRICE MEETS **PREMIUM QUALITY**

The following casters are the best blend of price and performance. Many are priced like economical casters in the market, while providing additional benefits and features. (i.e. **precision ball bearings, proprietary treads, 100% bond to core, and 3 year wheel warranties**).

Premium HD Polyurethane Elastomer (SI)

Made of exclusive proprietary donut tread. This caster comes with **6203 precision ball bearings** and is bonded to a lightweight water-resistant aluminum core. The high grade elastic polyurethane reduces the force needed for movement and dampens vibrations for a smooth quiet roll. It also deflects debris, which strengthens its longevity and durability. Top plate size 4" x 4½". FOB Shipping Point



HCST-F34-6X2SI-S

- Non-Marking
- Ergonomic Tread Design
- Reduction in Push/Pull Force Required
- Deflects Debris (Including Metal and Steel Shavings)
- Easy Roll Performance
- Premium Precision Ball Bearings (6203)
- 3 Year Wheel Warranty

Product No.	Caster Size	Capacity	Overall Height	Hardened Raceway	Wt. (lbs.)	Price Ea.
SWIVEL CASTERS						
HCST-F34-4X2SI-S	4" x 2"	1,000 lb.	5¾"	Double	4.15	\$42.97
HCST-F34-5X2SI-S	5" x 2"	1,200 lb.	6½"	Double	4.72	40.87
HCST-F34-6X2SI-S	6" x 2"	1,250 lb.	7½"	Double	5.21	49.87
HCST-F34-8X2SI-S	8" x 2"	1,250 lb.	9¾"	Double	6.55	65.97
RIGID CASTERS						
HCST-F34-4X2SI-R	4" x 2"	1,000 lb.	5¾"	-	3.4	35.87
HCST-F34-5X2SI-R	5" x 2"	1,200 lb.	6½"	-	3.95	37.97
HCST-F34-6X2SI-R	6" x 2"	1,250 lb.	7½"	-	4.42	47.97
HCST-F34-8X2SI-R	8" x 2"	1,250 lb.	9¾"	-	5.65	63.97
SWIVEL CASTER WITH BRAKE						
HCST-F34-4X2SI-SWB	4" x 2"	1,000 lb.	5¾"	Double	4.51	41.97
HCST-F34-5X2SI-SWB	5" x 2"	1,200 lb.	6½"	Double	5.095	42.97
HCST-F34-6X2SI-SWB	6" x 2"	1,250 lb.	7½"	Double	5.58	52.97
HCST-F34-8X2SI-SWB	8" x 2"	1,250 lb.	9¾"	Double	6.95	69.97
SWIVEL CASTER WITH TOTAL BRAKE						
HCST-F34-4X2SI-SWTB1	4" x 2"	1,000 lb.	5¾"	Double	4.67	45.97
HCST-F34-5X2SI-SWTB1	5" x 2"	1,200 lb.	6½"	Double	5.3	48.97
HCST-F34-6X2SI-SWTB1	6" x 2"	1,250 lb.	7½"	Double	5.84	58.87
HCST-F34-8X2SI-SWTB1	8" x 2"	1,250 lb.	9¾"	Double	7.24	74.97

Please call for additional sizes.

High-Tech Polyurethane (DT)

Made of professional grade polyurethane, designed with a new liquid cast flow affusion that ensures a 100% bond to core and 0% trapped air. The unique formula assists in avoiding disintegration that can occur in most plastic wheels, and provides five times longer wheel tread life than standard polyurethane. This caster is resistant to oil, grease, water and most solvents. Top plate size 4" x 4½". FOB Shipping Point.



HCST-F34-6X2DT-S

- Non-Marking
- 100% Mechanical Bond to Core
- Easy Roll Performance
- High Resistance to Debris
- Resists Oils, Grease, Water & Most Solvents
- Premium Precision Ball Bearings
- 3 Year Wheel Warranty

Product No.	Caster Size	Capacity	Overall Height	Hardened Raceway	Wt. (lbs.)	Price Ea.
SWIVEL CASTERS						
HCST-F34-4X2DT-S	4" x 2"	700 lb.	5½"	Double	3.7	\$21.97
HCST-F34-5X2DT-S	5" x 2"	750 lb.	6½"	Double	4.04	22.97
HCST-F34-6X2DT-S	6" x 2"	900 lb.	7½"	Double	4.5	26.97
HCST-F34-8X2DT-S	8" x 2"	1,000 lb.	9¾"	Double	5.46	30.87
RIGID CASTERS						
HCST-F34-4X2DT-R	4" x 2"	700 lb.	5½"	-	2.9	19.97
HCST-F34-5X2DT-R	5" x 2"	750 lb.	6½"	-	3.3	21.97
HCST-F34-6X2DT-R	6" x 2"	900 lb.	7½"	-	3.82	23.97
HCST-F34-8X2DT-R	8" x 2"	1,000 lb.	9¾"	-	4.65	32.88
SWIVEL CASTER WITH BRAKE						
HCST-F34-4X2DT-SWB	4" x 2"	700 lb.	5½"	Double	4.05	24.87
HCST-F34-5X2DT-SWB	5" x 2"	750 lb.	6½"	Double	4.4	25.87
HCST-F34-6X2DT-SWB	6" x 2"	900 lb.	7½"	Double	4.8	28.97
HCST-F34-8X2DT-SWB	8" x 2"	1,000 lb.	9¾"	Double	5.98	33.87
SWIVEL CASTER WITH TOTAL BRAKE						
HCST-F34-4X2DT-SWTB1	4" x 2"	700 lb.	5½"	Double	4.1	29.97
HCST-F34-5X2DT-SWTB1	5" x 2"	750 lb.	6½"	Double	4.5	30.87
HCST-F34-6X2DT-SWTB1	6" x 2"	900 lb.	7½"	Double	5.095	33.97
HCST-F34-8X2DT-SWTB1	8" x 2"	1,000 lb.	9¾"	Double	6.19	38.97

Please call for additional sizes.

High-Quality Thermoplastic Rubber (DK)

Made of high grade proprietary thermoplastic rubber (TPR). This caster offers paramount floor preservation and impact resistance. The soft tread provides a smooth quiet ride, while still being durable enough to deflect debris. The high-quality tread resists water, steam and most chemicals. Top plate size 4" x 4½". FOB Shipping Point.



HCST-F34-6X2DK-S

- Non-Marking
- Smooth Ride Performance
- Quiet Operation
- Deflects Debris (Including Metal and Steel Shavings)
- Excellent Floor Preservation
- Premium Precision Ball Bearings
- 3 Year Wheel Warranty

Product No.	Caster Size	Capacity	Overall Height	Hardened Raceway	Wt. (lbs.)	Price Ea.
SWIVEL CASTERS						
HCST-F34-4X2DK-S	4" x 2"	450 lb.	5½"	Double	2.83	\$24.89
HCST-F34-5X2DK-S	5" x 2"	500 lb.	6½"	Double	3.95	25.97
HCST-F34-6X2DK-S	6" x 2"	600 lb.	7½"	Double	4.43	26.97
HCST-F34-8X2DK-S	8" x 2"	675 lb.	9½"	Double	5.27	33.97
RIGID CASTERS						
HCST-F34-4X2DK-R	4" x 2"	450 lb.	5½"	-	3.58	20.97
HCST-F34-5X2DK-R	5" x 2"	500 lb.	6½"	-	3.18	23.97
HCST-F34-6X2DK-R	6" x 2"	600 lb.	7½"	-	3.66	41.97
HCST-F34-8X2DK-R	8" x 2"	675 lb.	9½"	-	4.46	31.87
SWIVEL CASTER WITH BRAKE						
HCST-F34-4X2DK-SWB	4" x 2"	450 lb.	5½"	Double	3.93	25.97
HCST-F34-5X2DK-SWB	5" x 2"	500 lb.	6½"	Double	4.2	27.97
HCST-F34-6X2DK-SWB	6" x 2"	600 lb.	7½"	Double	4.83	29.87
HCST-F34-8X2DK-SWB	8" x 2"	675 lb.	9¾"	Double	5.7	36.97
SWIVEL CASTER WITH TOTAL BRAKE						
HCST-F34-4X2DK-SWTB1	4" x 2"	450 lb.	5½"	Double	4.095	30.97
HCST-F34-5X2DK-SWTB1	5" x 2"	500 lb.	6½"	Double	4.5	32.97
HCST-F34-6X2DK-SWTB1	6" x 2"	600 lb.	7½"	Double	5	34.97
HCST-F34-8X2DK-SWTB1	8" x 2"	675 lb.	9½"	Double	5.9	42.97

Please call for additional sizes.

SPECIALTY CASTERS



INDUSTRIAL LEADER IN **ERGONOMIC** PERFORMANCE

X-TREME ERGO

3 YEAR
WARRANTY

Arguably the most ergonomic caster in the market. Made of premium grade polyurethane. The independent dual wheels allow for sharp turns with the smallest radius. This is coupled with a *state-of-the-art* double precision raceway that provides one of the tightest, smoothest swivels in the industry. FOB Shipping Point.

- Ergonomic Double Precision Raceway
- Dual Wheels - for Precise Turning Radius
- 100% Maintenance-Free
- Easy Roll Performance
- Industry Leading Capacity
- Non-Marking
- Premium Sealed Ball Bearings
- Lightweight Rust Resistant Aluminum Core
- 3 Year Warranty

62%

Preliminary tests demonstrate a 62% reduction in initial push/pull force when compared to a standard polyurethane caster.

Product No.	Caster Size	Capacity	Overall Height	Top Plate Size	Wt. (lbs.)	Price Ea.
SWIVEL CASTERS						
HCST-FXE-4X2DSI-S	4" x 2"	1,000 lb.	5½"	4" x 4½"	5.46	\$81.87
HCST-FXE-5X2DSI-S	5" x 2"	1,200 lb.	6½"	4" x 4½"	6.05	89.87
HCST-FXE-6X2DSI-S	6" x 2"	1,500 lb.	7½"	4" x 4½"	6.79	89.87
HCST-FXE-8X2DSI-S	8" x 2"	2,000 lb.	9½"	4" x 4½"	8.28	100.87
RIGID CASTERS						
HCST-FXE-4X2DSI-R	4" x 2"	1,000 lb.	5½"	4" x 4½"	4.84	59.87
HCST-FXE-5X2DSI-R	5" x 2"	1,200 lb.	6½"	4" x 4½"	5.47	65.87
HCST-FXE-6X2DSI-R	6" x 2"	1,500 lb.	7½"	4" x 4½"	6.20	69.87



HCST-FXE-6X2DSI-S

BLUE COMFORT+

- Exceptionally Smooth Ride
- Average of 50% Increase in Capacity
- Quiet Operation
- Rust Resistant Zinc Plated Finish
- Non-Marking
- Premium Precision Ball Bearings

Our **BLUE COMFORT+** series offers the smooth quiet operation blue elastic rubber is known for, **plus** a higher capacity. This opens the door for usage in more industrial strength operations. For the best blend of quietness, comfort and high capacity, try our 8X2's on for size. Top plate size 4" x 4½". FOB Shipping Point.

Product No.	Caster Size	Capacity	Overall Height	Hardened Raceway	Wt. (lbs.)	Price Ea.
SWIVEL CASTERS						
HCST-BB-4X2ER-S	4" x 2"	550 lb.	5½"	Double	3.75	\$21.87
HCST-BB-5X2ER-S	5" x 2"	550 lb.	6½"	Double	4.23	25.87
HCST-BB-6X2ER-S	6" x 2"	770 lb.	7½"	Double	4.77	30.87
HCST-BB-8X2ER-S	8" x 2"	770 lb.	9½"	Double	5.85	40.87
RIGID CASTERS						
HCST-BB-4X2ER-R	4" x 2"	550 lb.	5½"	-	3	17.87
HCST-BB-5X2ER-R	5" x 2"	550 lb.	6½"	-	3.42	22.87
HCST-BB-6X2ER-R	6" x 2"	770 lb.	7½"	-	3.96	27.87
HCST-BB-8X2ER-R	8" x 2"	770 lb.	9½"	-	5.03	38.87
SWIVEL CASTER WITH BRAKE						
HCST-BB-4X2ER-SWB	4" x 2"	550 lb.	5½"	Double	4.2	22.87
HCST-BB-5X2ER-SWB	5" x 2"	550 lb.	6½"	Double	4.77	26.87
HCST-BB-6X2ER-SWB	6" x 2"	770 lb.	7½"	Double	5.27	36.87
HCST-BB-8X2ER-SWB	8" x 2"	770 lb.	9½"	Double	6.42	41.87

Please call for additional sizes.



HCST-BB-6X2ER-S

High Capacity (TPR) Thermoplastic Rubber

- Non-Marking
- Higher Capacity (than the Standard TPR)
- Smooth Ride Performance
- Quiet Operation
- Ergonomic Tread Design
- Precision Ball Bearings

Made of soft high capacity thermoplastic rubber (TPR). This caster provides great cushion and its donut shape gives way to an easy and smooth rollability. FOB Shipping Point.

Product No.	Caster Size	Capacity	Overall Height	Top Plate Size	Wt. (lbs.)	Price Ea.
SWIVEL CASTERS						
HCST-VE-4X2TPR-S	4" x 2"	485 lb.	5½"	4" x 4½"	3.65	\$17.87
HCST-VE-5X2TPR-S	5" x 2"	551 lb.	6½"	4" x 4½"	4.18	21.87
HCST-VE-6X2TPR-S	6" x 2"	639 lb.	7½"	4" x 4½"	4.57	22.97
HCST-VE-8X2TPR-S	8" x 2"	705 lb.	9½"	4" x 4½"	5.36	31.97
RIGID CASTERS						
HCST-VE-4X2TPR-R	4" x 2"	485 lb.	5½"	4" x 4½"	2.9	15.97
HCST-VE-5X2TPR-R	5" x 2"	551 lb.	6½"	4" x 4½"	3.3	19.87
HCST-VE-6X2TPR-R	6" x 2"	639 lb.	7½"	4" x 4½"	3.7	20.97
HCST-VE-8X2TPR-R	8" x 2"	705 lb.	9½"	4" x 4½"	4.5	24.97
SWIVEL CASTERS WITH BRAKE						
HCST-VE-4X2TPR-SWB	4" x 2"	485 lb.	5½"	4" x 4½"	4.1	21.87
HCST-VE-5X2TPR-SWB	5" x 2"	551 lb.	6½"	4" x 4½"	4.52	24.97
HCST-VE-6X2TPR-SWB	6" x 2"	639 lb.	7½"	4" x 4½"	4.98	25.87
HCST-VE-8X2TPR-SWB	8" x 2"	705 lb.	9½"	4" x 4½"	5.7	35.87

Please call for additional sizes.



HCST-VE-6X2TPR-S

Polyurethane with Thread Guard Casters

- Thread Guard Provides Added Protection Against Debris & Corrosion
- Resistant to a Variety of Chemicals
- Quiet Operation
- Precision Ball Bearing
- Hardened Bearing Raceway
- Anti-Corrosive Paint Finish
- S and SWTB have Swivel Rig Zerk Fitting

The perfect asset for an assortment of commercial and non-commercial settings. Swivel design allows the user to maneuver and change directions instantaneously. Wheel core is made of polypropylene. 95 +/- Shore A. FOB Shipping Point

MODEL NUMBER	CASTER SIZE	CAPACITY	OVERALL HEIGHT	TOP PLATE SIZE	WEIGHT (POUND)	PRICE
SWIVEL CASTERS						
HCST-E6-4X2PUP-S	4" x 2"	551 lb.	5½"/8"	4" x 4½"	4.1	\$22.87
HCST-E6-5X2PUP-S	5" x 2"	639 lb.	6½"	4" x 4½"	4.7	25.87
HCST-E6-6X2PUP-S	6" x 2"	837 lb.	7½"	4" x 4½"	5.3	26.87
HCST-E6-8X2PUP-S	8" x 2"	925 lb.	9½"	4" x 4½"	6.6	39.87
RIGID CASTERS						
HCST-E6-4X2PUP-R	4" x 2"	551 lb.	5½"/8"	4" x 4½"	3.1	20.87
HCST-E6-5X2PUP-R	5" x 2"	639 lb.	6½"	4" x 4½"	3.7	24.87
HCST-E6-6X2PUP-R	6" x 2"	837 lb.	7½"	4" x 4½"	4.2	25.87
HCST-E6-8X2PUP-R	8" x 2"	925 lb.	9½"	4" x 4½"	5.5	32.87
SWIVEL CASTERS WITH BRAKE						
HCST-E6-4X2PUP-SWB	4" x 2"	551 lb.	5½"/8"	4" x 4½"	4.4	25.87
HCST-E6-5X2PUP-SWB	5" x 2"	639 lb.	6½"	4" x 4½"	5.0	28.87
HCST-E6-6X2PUP-SWB	6" x 2"	837 lb.	7½"	4" x 4½"	5.5	29.87
HCST-E6-8X2PUP-SWB	8" x 2"	925 lb.	9½"	4" x 4½"	6.9	39.87
SWIVEL CASTERS WITH TOTAL BRAKE						
HCST-E6-4X2PUP-SWTB	4" x 2"	551 lb.	5½"/8"	4" x 4½"	5.2	28.87
HCST-E6-5X2PUP-SWTB	5" x 2"	639 lb.	6½"	4" x 4½"	5.7	31.87
HCST-E6-6X2PUP-SWTB	6" x 2"	837 lb.	7½"	4" x 4½"	6.2	32.87
HCST-E6-8X2PUP-SWTB	8" x 2"	925 lb.	9½"	4" x 4½"	7.7	41.87

Please call for additional sizes.



HCST-VE-6X2PUP-S

CASTERS



Heavy-Duty Casters

- Heavy loads keep on rolling with these rugged cold-forged constructed casters.
- One-piece swivel horn/fork design with no welds distributes loads across the larger portion of the ball race.

One-piece combination lower ball race and king pin improves structure rigidity and easier swiveling. $\frac{3}{8}$ " king pin is orbital cold formed for superior strength and stability. Swivel casters feature grease seals, keeping dirt out of top raceway and increasing life. Epoxy powder coated finish. Meets ASME B56.11.1 industry standards. FOB Shipping Point.

Wheel Size	Cap. (lbs.)	O.A. Hgt.	Swivel		Rigid	
			Product No.	Price Ea.	Product No.	Price Ea.
			SEMI-STEEL			
4 x 2"	1000	5 ³ / ₈ "	HW26-4-IRB	\$44.42	HW36-4-IRB	\$35.03
5 x 2"	1000	6 ¹ / ₂ "	HW26-5-IRB	49.61	HW36-5-IRB	39.22
6 x 2"	1200	7 ¹ / ₄ "	HW26-6-IRB	60.00	HW36-6-IRB	50.75
8 x 2"	1200	9 ¹ / ₂ "	HW26-8-IRB	74.88	HW36-8-IRB	66.36
RUBBER MOLD-ON						
4 x 2"	290	5 ³ / ₈ "	HW26-4-RT	39.06	HW36-4-RT	35.39
5 x 2"	350	6 ¹ / ₂ "	HW26-5-RT	43.15	HW36-5-RT	32.76
6 x 2"	410	7 ¹ / ₄ "	HW26-6-RT	45.73	HW36-6-RT	36.33
8 x 2"	500	9 ¹ / ₂ "	HW26-8-RT	53.67	HW36-8-RT	45.10
POLYURETHANE						
4 x 2"	600	5 ³ / ₈ "	HW26-4-PO	43.94	HW36-4-PO	34.19
5 x 2"	700	6 ¹ / ₂ "	HW26-5-PO	49.42	HW36-5-PO	39.19
6 x 2"	1000	7 ¹ / ₄ "	HW26-6-PO	52.72	HW36-6-PO	43.42
8 x 2"	1200	9 ¹ / ₂ "	HW26-8-PO	64.13	HW36-8-PO	55.64
PHENOLIC/CANVAS						
4 x 2"	800	5 ³ / ₈ "	HW26-4-MC	40.03	HW36-4-MC	30.66
5 x 2"	1000	6 ¹ / ₂ "	HW26-5-MC	43.42	HW36-5-MC	33.12
6 x 2"	1200	7 ¹ / ₄ "	HW26-6-MC	46.12	HW36-6-MC	36.79
8 x 2"	1200	9 ¹ / ₂ "	HW26-8-MC	56.61	HW36-8-MC	48.09
THERMOPLASTIC/RUBBER						
4 x 2"	325	5 ³ / ₈ "	HW26-4TPR	44.78	HW36-4TPR	35.85
5 x 2"	325	6 ¹ / ₂ "	HW26-5TPR	48.46	HW36-5TPR	38.45
6 x 2"	410	7 ¹ / ₄ "	HW26-6TPR	57.12	HW36-6TPR	47.88
8 x 2"	500	9 ¹ / ₂ "	HW26-8TPR	60.97	HW36-8TPR	52.45

Top plate size: 4 $\frac{1}{2}$ x 6 $\frac{1}{2}$ ". Bolt hole spacing: 2 $\frac{1}{2}$ x 3 $\frac{3}{4}$ " slotted to 4 $\frac{1}{4}$ x 5 $\frac{1}{4}$ ". Bolt hole size: $\frac{3}{8}$ ".



SEMI-STEEL



RUBBER MOLD-ON



POLYURETHANE/CAST



PHENOLIC

E-Series Medium to Heavy Duty Casters

Superior strength and service in a wide plate caster that features a $\frac{3}{8}$ " king pin and double ball raceways. Large Top Plate, 4 $\frac{1}{2}$ " x 6 $\frac{1}{2}$ ", on both swivel and rigid casters. Front mounted grease fitting on swivel casters and sectioned fork legs on rigid caster for added strength. Zinc plated. FOB Shipping Point.

Wheel Size	Cap. (lbs.)	O.A. Hgt.	Swivel		Rigid	
			Product No.	Price Ea.	Product No.	Price Ea.
			SEMI-STEEL			
4"	700	5½"	HE29-4-IRB	\$25.55	HE39-4-IRB	\$20.87
5"	900	6¼"	HE29-5-IRB	26.39	HE39-5-IRB	24.45
6"	1000	7½"	HE29-6-IRB	39.06	HE39-6-IRB	35.16
8"	1100	9¼"	HE29-8-IRB	48.91	HE39-8-IRB	46.27
RUBBER MOLD-ON						
4"	300	5½"	HE29-4-RT	20.94	HE39-4-RT	17.09
5"	400	6¼"	HE29-5-RT	25.04	HE39-5-RT	21.93
6"	500	7½"	HE29-6-RT	26.09	HE39-6-RT	23.43
8"	600	9¼"	HE29-8-RT	27.75	HE39-8-RT	25.66
POLYURETHANE/CAST						
4"	700	5½"	HE29-4-PO	23.01	HE39-4-PO	19.24
5"	900	6¼"	HE29-5-PO	22.82	HE39-5-PO	23.10
6"	1000	7½"	HE29-6-PO	23.34	HE39-6-PO	26.97
8"	1100	9¼"	HE29-8-PO	34.40	HE39-8-PO	30.64
PHENOLIC						
4"	700	5½"	HE29-4-MC	19.66	HE39-4-MC	18.46
5"	900	6¼"	HE29-5-MC	22.51	HE39-5-MC	19.70
6"	1000	7½"	HE29-6-MC	26.40	HE39-6-MC	26.04
8"	1100	9¼"	HE29-8-MC	26.36	HE39-8-MC	24.82



Medium Heavy-Duty Casters

- Easy, smooth rolling caster with exceptional durability.
- Features top raceway grease seal, keeping dirt and dust out while retaining a larger reservoir of grease for longer life.

No-weld construction on caster horn assures greater stability. Large $\frac{3}{8}$ " orbital cold formed king pin and lower raceway are one-piece constructed for added strength. Heavy-duty cylindrical formed legs and protected zerk fitting. Powder coated finish. FOB Shipping Point.

Light-Duty Casters

A & F) Regular Duty Casters

Multi-purpose light to regular duty casters has polyolefin type wheels. Features a double ball raceway. Zinc plated.

A) Top Plate: 2 $\frac{1}{2}$ " x 3 $\frac{3}{4}$ ". Hole Spacing: 1 $\frac{1}{4}$ " x 2 $\frac{1}{2}$ " to 3".

F) Top Plate: 3 $\frac{1}{2}$ " x 4 $\frac{1}{2}$ ". Hole Spacing: 1 $\frac{1}{4}$ " to 2 $\frac{1}{2}$ " x 2 $\frac{1}{2}$ " x 3 $\frac{3}{4}$ ".

B) Total Lock Stem Casters

Double braking swivel caster for light duty applications. Foot operated brake will lock both the swivel of the caster and also will lock the wheel from rolling. $\frac{1}{2}$ " - 13 x 1" threaded stem.

C) Threaded Stem Casters

Light duty cold-forged steel caster has a bright, zinc plated finish to resist corrosion. Featured with double ball bearing raceway and staked king pin. Ideal for office furniture, factories and warehouse use. $\frac{1}{2}$ " - 13 x $\frac{3}{4}$ " threaded stem.

D) Total Lock Swivel Casters

Double braking swivel caster for light duty applications. Foot operated brake will lock both the swivel of the caster and also will lock the wheel from rolling. Top Plate: 2 $\frac{1}{2}$ " x 3 $\frac{3}{4}$ ".

Hole Spacing: 1 $\frac{1}{4}$ " x 2 $\frac{1}{2}$ " to 3".



A



B



C



D



E

Ltr. No.	Product No.	Cap. (lbs.)	Wheel Type	Wt. (lbs.)	Price Ea.
A	HEL23-4-PH	300	4" Polyolefin	1.5	\$9.64
B	HTL-S11-03-5TPR	275	5" Thermoplastic/Rubber	2.2	19.49
C	HS11-02-2HR	100	2" Hard Rubber	0.3	2.60
D	HTL-03-4TPR	225	4" Thermoplastic/Rubber	2.6	18.00
E	HE23-3-PH	250	3" Polyolefin	1.1	6.90

Steel surcharge may apply.

Wheel Size	Cap. (lbs.)	O.A. Hgt.	Swivel		Rigid	
			Product No.	Price Ea.	Product No.	Price Ea.
			MOLD-ON RUBBER			
4 x 2"	290	5.63"	HN22-4-RT	\$35.00	HN32-4-RT	\$24.07
5 x 2"	350	6.50"	HN22-5-RT	35.00	HN32-5-RT	24.07
6 x 2"	410	7.25"	HN22-6-RT	37.85	HN32-6-RT	28.78
8 x 2"	500	9.50"	HN22-8-RT	45.04	HN32-8-RT	36.01
POLYURETHANE						
4 x 2"	900	5.63"	HN22-4-PO	40.69	HN32-4-PO	29.27
5 x 2"	700	6.50"	HN22-5-PO	40.69	HN32-5-PO	29.79
6 x 2"	1000	7.25"	HN22-6-PO	44.03	HN32-6-PO	34.90
8 x 2"	1200	9.50"	HN22-8-PO	54.64	HN32-8-PO	45.57
PHENOLIC						
4 x 2"	800	5.63"	HN22-4-MC	35.21	HN32-4-MC	24.00
5 x 2"	1000	6.50"	HN22-5-MC	35.21	HN32-5-MC	24.34
6 x 2"	1200	7.25"	HN22-6-MC	38.21	HN32-6-MC	29.09
8 x 2"	1200	9.50"	HN22-8-MC	48.48	HN32-8-MC	39.40
SEMI-STEEL						
4 x 2"	1000	5.63"	HN22-4-IRB	40.84	HN32-4-IRB	29.91
5 x 2"	1000	6.50"	HN22-5-IRB	40.84	HN32-5-IRB	29.91
6 x 2"	1200	7.25"	HN22-6-IRB	52.36	HN32-6-IRB	43.52
8 x 2"	1200	9.50"	HN22-8-IRB	66.96	HN32-8-IRB	57.91
POLYOLEFIN						
4 x 2"	500	5.63"	HN22-4-PDR	29.84	HN32-4-PDR	20.99
5 x 2"	650	6.50"	HN22-5-PDR	29.84	HN32-5-PDR	17.99
6 x 2"	750	7.25"	HN22-6-PDR	31.42	HN32-6-PDR	22.28
8 x 2"	800	9.50"	HN22-8-PDR	40.15	HN32-8-PDR	31.06
THERMOPLASTIC/RUBBER						
5 x 2"	325	6.50"	HN22-5TPR	41.93	HN32-5TPR	31.55
6 x 2"	410	7.25"	HN22-6TPR	48.24	HN32-6TPR	39.10
8 x 2"	500	9.50"	HN22-8TPR	51.73	HN32-8TPR	42.66

4 x 4 $\frac{1}{2}$ " plate size with bolt holes 2 $\frac{1}{2}$ x 3 $\frac{3}{4}$ " center-to-center, slotted to 3 x 3 $\frac{3}{4}$ ". Bolt hole size: $\frac{3}{8}$ ".

WHEELS



A) H2503-BX



B) HAC804RA

A) Thermoplastic/Rubber Wheels

- New, high tech wheel that fills a wide range of applications.
- The modulus rubber tread called thermoplastic rubber with a rating of 65 Shore A, is permanently bonded to an ultra-durable polyolefin core.

This combination creates a wheel that has high rollability, high impact and abrasion resistance -- resist floor debris, low temperature flexibility, quiet operation and will resist going flat under a load. FOB Shipping Point.

B) Polyurethane/Aluminum Wheels

- Features maximum floor protection and great rollability.
- Durable polyurethane tread bonded to an aluminum wheel core for long life.

Features a very high strength-to-weight ratio. Resistant to corrosion, rust, chemicals, solvents and oils. Polyurethane tread is non-marking, non-sparking, abrasive resistant and quiet operation. Temperature range: 45°F to + 180°F. Duraometer hardness 90 Shore A scale. FOB Shipping Point.

Product No.	Wheel Size	Cap. (lbs.)	Hub Length	Bore Size	Price Ea.
H2503-BX	3 x 1 1/2"	150	1 1/2"	3/8"	\$5.19
H2504-BX	4 x 1 1/2"	250	1 1/2"	3/8"	7.49
H2524-RC	4 x 2"	300	2 3/8"	3/4"	18.25
H2525-RC	5 x 2"	325	2 3/8"	3/4"	18.34
H2526-RC	6 x 2"	410	2 3/8"	3/4"	25.90
H2528-RC	8 x 2"	500	2 3/8"	3/4"	27.70

Product No.	Wheel Size	Cap. (lbs.)	Hub Length	Bore Size	Price Ea.
HAC804RA	4 x 1 1/2"	675	1 1/2"	1/2"	\$27.49
HAC824RC	4 x 2"	900	2 3/8"	3/4"	36.25
HAC805RC	5 x 1 1/2"	750	1 1/2"	3/4"	26.40
HAC825RC	5 x 2"	1000	2 3/8"	3/4"	37.19
HAC826RC	6 x 2"	1000	2 3/8"	3/4"	47.13
HAC828RC	8 x 2"	1000	2 3/8"	3/4"	67.13

Hi-Cap Rubber Mold-On/Cast Iron Wheels

- Higher load capacity of standard rubber mold-on wheels with semi-steel centers.

Features long service with true abrasion resistance. Made of 90 Durometer hard rubber tread. They start easier with heavy loads with less effort to keep them rolling, while the harder tread reduces heat build-up. Harder surface also reduces embedding of foreign materials from floors. Semi-steel wheel centers with fitting for pressure lubrication. FOB Shipping Point.



Product No.	Size	Cap. (lbs.)	Hub	Bore	Wt. (lbs.)	Price Ea.
H904-RA	4 x 1 1/2"	400	1 1/2"	1/2"	1.4	\$13.51
H925-RC	5 x 2"	700	2 3/8"	3/8"	2.8	16.01
H926-RC	6 x 2"	820	2 3/8"	3/8"	3.5	18.34
H908-SX	8 x 2"	1000	2 3/8"	3/8"	5.5	25.54
H910-SA	10 x 3"	1500	2 3/8"	7/8"	14.8	63.79
H9316-RA	16 x 3"	2500	3"	1"	35.8	135.84

Phenolic Canvas Wheels

- Made of macerated canvas impregnated with phenolic resins for high capacity requirements.
- Rolls easily and protects the floor.

Resists shock, water and oil. Withstands -50°F to +250°F. Roller bearings. FOB Shipping Point.



Product No.	Wheel Size	Cap. (lbs.)	Hub Length	Bore Size	Price Ea.
H1724-RB-S6H	4 x 2"	800	2 3/8"	1/2"	\$13.00
H1725-RB-S6H	5 x 2"	1000	2 3/8"	1/2"	14.79
H1726-RB-S6H	6 x 2"	1200	2 3/8"	1/2"	18.45
H1768-SB	8 x 3"	2500	3 1/4"	1"	58.90
H1710-SX	10 x 3"	2900	3 1/4"	1"	76.13

Polyurethane On Cast Iron Wheels

- Constructed of abrasive resistant polyurethane 90 Durometer Shore A for high-load capacity.
- Can be used on virtually any floor surface.

Not affected by oils, grease and most solvents. 90 Durometer

Shore A handles temperatures from -30°F to +180°F. Non-marking, non-staining qualities combine with impact, shock and abrasion resistance. Quiet rolling. Roller bearings. FOB Shipping point.

Product No.	Wheel Size	Cap. (lbs.)	Hub Length	Bore Size	Price Ea.
HE-824-RC/LP6HBU	4 x 2"	900	2 3/8"	1/2"	\$14.30
HE-825-RC/LP6HBU	5 x 2"	1000	2 3/8"	1/2"	18.37
HE-826-RC/LP6HBU	6 x 2"	1100	2 3/8"	1/2"	21.43
H868-SB	8 x 3"	2500	3 1/4"	1"	75.03
H810-SX	10 x 3"	2800	3 1/4"	1"	92.96
H812-SX	12 x 3"	3000	3 1/4"	1"	148.27



Semi-Steel Wheels

- Made from cast iron for high performance, abrasive resistance and long life.
- Designed with flat (machined) treads.

In many cases, these wheels will serve where steel or available iron wheels would otherwise be required. FOB Shipping Point.



Product No.	Wheel Size	Cap. (lbs.)	Hub Length	Bore Size	Price Ea.
H136-RA	6 x 2"	1200	2 3/8"	5/8"	\$31.25
H108-SRA	8 x 2"	1400	2 3/8"	5/8"	44.04
H1308-SRD	8 x 3"	2500	3 1/4"	1"	65.73
H1310-SRD	10 x 3"	2700	3 1/4"	1"	97.28

Rubber Mold-On/Cast Iron Wheels

- Top quality 70 Durometer rubber, vulcanized to semi-steel centers.

Combines resilience with total wearability, matching and sometimes surpassing synthetic rubbers in grease resistance. Hardened steel roller bearings have hardened steel outer races for longer wear. Wheel centers are semi-steel. FOB Shipping Point.



Product No.	Size	Cap. (lbs.)	Hub	Bore	Wt. (lbs.)	Price Ea.
HE-525-RC	5 x 2"	350	2 3/8"	3/8"	2.8	14.12
HE-526-RC	6 x 2"	410	2 3/8"	3/8"	3.5	15.67
H508-SX	8 x 2"	500	2 3/8"	3/8"	5.5	23.54
H510-SX	10 x 3"	1000	3 1/4"	1"	16.4	65.49
H5316-RA	16 x 3"	1400	3"	1"	35.8	172.64

Steel surcharge may apply.

PAYSON SMOOTH ROLLING CASTERS

MADE IN USA

Now Available
in
Stainless Steel

Made of hardened
STEEL for toughness.

A) Light-Duty Caster

- Built of steel and embossed for extra strength.
- Double ball bearing raceway design.
- 3/8" Kingpin. Zinc plated. Oilite bearing. FOB Shipping Point.

B) Light Medium Caster

- Long-wearing caster is heat-treated and embossed for durability.
- Features two separate ball bearing swivel raceways.
- 1/2" Kingpin. Stainless Steel or Zinc plated. FOB Shipping Point.

C) Medium-Duty Caster

- Designed for heavier applications.
- Made of hardened steel for toughness. .225 top plate.

Features two large diameter ball bearing raceways. Swivel caster includes lube fittings. 3/8" Kingpin. Zinc plated. Top plate measures 3 3/4 x 4 3/8". Bolt Hole 2 1/2 x 3 3/8", slotted to 3 x 3". FOB Shipping Point.

D) General-Duty Caster

- An affordable, yet rugged caster for everyday use.
- Single-ball race construction.
- Made from heavy-gauge steel. Nut and bolt axles. Zinc plated. FOB Shipping Point.

Steel surcharge may apply.

Dia.	Width	Cap. (lbs.)	Type	O.A. Hgt.	Top Plate W.x L	Bolt Hole	Wt. (lbs.)	Swivel		Rigid	
								Product No.	Price Ea.	Product No.	Price Ea.
2"	7/8"	75	Payflex	2 3/4"	1 1/2 x 3"	1 x 2 1/2"	1	H020-20X	\$8.43	H021-20X	\$4.10
2"	7/8"	100	Payrock	2 3/4"	1 1/2 x 3"	1 x 2 1/2"	1	H020-20H	8.43	H021-20H	4.10
3"	1 1/8"	100	Payflex	3 1/8"	1 1/2 x 3"	1 x 2 1/2"	1	H020-30X	10.90	H021-30X	7.46
3"	1 1/8"	125	Payrock	3 1/8"	1 1/2 x 3"	1 x 2 1/2"	1	H020-30H	10.90	H021-30H	7.46
4"	1 1/2"	110	Payflex	4 3/8"	2 1/2 x 3 3/8"	1 3/4 x 2 1/2" - 3	1 1/2	H020-40X	12.39	H021-40X	9.93
4"	1 1/2"	135	Payrock	4 3/8"	2 1/2 x 3 3/8"	1 3/4 x 2 1/2" - 3	1 1/2	H020-40H	12.39	H021-40H	9.93
5"	1 3/2"	125	Payflex	5 3/4"	2 1/2 x 3 3/8"	1 3/4 x 2 1/2" - 3	2	H020-50X	14.33	H021-50X	11.94
5"	1 3/2"	145	Payrock	5 3/4"	2 1/2 x 3 3/8"	1 3/4 x 2 1/2" - 3	2	H020-50H	14.33	H021-50H	11.94

STAINLESS STEEL										Swivel		Rigid	
Dia.	Width	Cap. (lbs.)	Type	O.A. Hgt.	Top Plate W.x L	Bolt Hole	Wt. (lbs.)	Product No.	Price Ea.	Product No.	Price Ea.	Product No.	Price Ea.
3"	1 1/2"	210	Miraflex	4 1/2"	2 1/2 x 3 3/8"	1 1/2 x 3"	1 1/2	HST050-3BF	\$39.10	HST051-3BF	\$28.51	HST051-3BF	15.97
3"	1 1/2"	225	Peejay	4 1/2"	2 1/2 x 3 3/8"	1 1/2 x 3"	1 1/2	HST050-3PJ	30.15	HST051-3PJ	26.72	HST051-4PJ	20.52
4"	1 1/2"	240	Miraflex	5 1/2"	2 1/2 x 3 3/8"	1 1/2 x 3"	2 1/2	HST050-4DF	43.58	HST051-4DF	26.72	HST051-4PJ	20.52
4"	1 1/2"	275	Peejay	5 1/2"	2 1/2 x 3 3/8"	1 1/2 x 3"	2 1/2	HST050-4PJ	35.52	HST051-4PJ	20.52	HST051-5DF	28.81
5"	1 1/2"	240	Miraflex	6 1/2"	2 1/2 x 3 3/8"	1 1/2 x 3"	2 1/2	HST050-5DF	45.90	HST051-5DF	28.81	HST051-5PJ	21.57
5"	1 1/2"	280	Peejay	6 1/2"	2 1/2 x 3 3/8"	1 1/2 x 3"	2 1/2	HST050-5PJ	39.40	HST051-5PJ	21.57		

ZINC PLATED										Swivel		Rigid	
Dia.	Width	Cap. (lbs.)	Type	O.A. Hgt.	Top Plate W.x L	Bolt Hole	Wt. (lbs.)	Product No.	Price Ea.	Product No.	Price Ea.	Product No.	Price Ea.
3"	1 1/2"	270	Payrock	4"	2 1/2 x 3 3/8"	1 1/2 x 3"	2	H050-30H	15.82	H051-30H	11.34	H051-30H	11.34
3 1/2"	1 1/2"	280	Payrock	4 1/2"	2 1/2 x 3 3/8"	1 1/2 x 3"	2 1/2	H050-31/20H	18.36	H051-31/20H	14.33	H051-40H	15.52
4"	1 1/2"	290	Payrock	5"	2 1/2 x 3 3/8"	1 1/2 x 3"	2 1/2	H050-40H	21.19	H051-40H	15.52	H051-50H	16.72
5"	1 1/2"	310	Payrock	6 1/2"	2 1/2 x 3 3/8"	1 1/2 x 3"	3	H050-50H	22.31	H051-50H	16.72	H051-60H	17.69
6"	1 1/2"	340	Payrock	7 1/2"	2 1/2 x 3 3/8"	1 1/2 x 3"	3 1/2	H050-60H	22.39	H051-60H	17.69		

For Stainless Steel Brakes Add -WK to the Product No. and add \$9.33. For Zinc Plated Brakes Add -WK to the Product No. and add \$4.10.

Dia.	Width	Cap. (lbs.)	Type	O.A. Hgt.	Bearing	Wt. (lbs.)	Swivel		Rigid	
							Product No.	Price Ea.	Product No.	Price Ea.
4"	1 1/2"	425	Payron	5 3/8"	Roller	4 1/2	H070-4US	\$37.54	H071-4US	\$26.19
4"	1 1/2"	300	Mirakush	5 3/8"	Roller	3 3/4	H070-4UK	40.97	H071-4UK	27.61
4"	1 1/2"	300	Payrock	5 3/8"	Plain	3 3/4	H070-4OH	28.96	H071-4OH	21.19
4"	1 1/2"	240	Bronco	5 3/8"	Roller	3 3/4	H070-4UV	40.75	H071-4UV	27.99
4"	1 1/2"	400	Miratek	5 3/8"	Roller	3 3/4	H070-4UT	40.97	H071-4UT	27.61
4"	1 1/2"	400	Plexite	5 3/8"	Roller	3 3/4	H070-4UM	32.16	H071-4UM	23.28
5"	1 1/2"	500	Payron	6 3/8"	Roller	5 1/2	H070-5US	49.40	H071-5US	34.85
5"	1 1/2"	350	Mirakush	6 3/8"	Roller	4 1/2	H070-5UK	45.07	H071-5UK	32.69
5"	1 1/2"	350	Payrock	6 3/8"	Plain	4 1/2	H070-5OH	34.33	H071-5OH	24.18
5"	1 1/2"	280	Bronco	6 3/8"	Roller	4 1/2	H070-5UV	40.90	H071-5UV	34.18
5"	1 1/2"	500	Miratek	6 3/8"	Roller	4 1/2	H070-5UT	45.07	H071-5UT	32.69
5"	1 1/2"	500	Plexite	6 3/8"	Roller	4 1/2	H070-5UM	35.00	H071-5UM	26.42

Dia.	Width	Cap. (lbs.)	Type	O.A. Hgt.	Rigid Bolt Hole	Swivel Bolt Hole	Bearing	Wt. (lbs.)	Swivel		Rigid	
									Product No.	Price Ea.	Product No.	Price Ea.
2"	7/8"	100	Payron	2 3/4"	1 x 2 1/2"	1 x 2 1/2"	Plain	3/4	H760-2PS	\$6.19	H761-2PS	\$4.85
2"	7/8"	75	Payflex	2 3/4"	1 x 2 1/2"	1 x 2 1/2"	Plain	3/4	H760-2OX	5.37	H761-2OX	4.18
2"	7/8"	100	Payrock	2 3/4"	1 x 2 1/2"	1 x 2 1/2"	Roller	3/4	H760-2OH	5.37	H761-2OH	4.18
2 1/2"	1"	200	Payron	3 3/8"	1 1/4 x 3"	1 1/4 x 3"	Plain	1 1/2	H760-2 1/2PS	8.96	H761-2 1/2PS	8.28
2 1/2"	1 1/8"	110	Payflex	3 3/8"	1 1/4 x 3"	1 1/4 x 3"	Plain	1	H760-2 1/2OX	8.36	H761-2 1/2OX	8.06
2 1/2"	1 1/8"	160	Payrock	3 3/8"	1 1/4 x 3"	1 1/4 x 3"	Plain	1	H760-2 1/2OH	8.36	H761-2 1/2OH	8.06
3"	1 1/2"	210	Payron	3 3/8"	1 1/2 x 4"	2 1/2 x 3 3/8"	Plain	2 1/2	H760-3PS	12.16	H761-3PS	10.15
3"	1 1/2"	125	Payflex	3 3/8"	1 1/2 x 4"	2 1/2 x 3 3/8"	Plain	1 1/2	H760-3OX	11.42	H761-3OX	9.85
3"	1 1/2"	210	Payrock	3 3/8"	1 1/2 x 4"	2 1/2 x 3 3/8"	Plain	1 1/2	H760-3OH	11.42	H761-3OH	9.85
4"	1 1/2"	375	Payron	5"	1 1/2 x 5"	3 x 4"	Plain	4 1/2	H760-4PS	21.57	H761-4PS	19.48
4"	1 1/2"	200	Payflex	5"	1 1/2 x 5"	3 x 4"	Plain	3	H760-4OX	18.28	H761-4OX	15.30
4"	1 1/2"	300	Payrock	5"	1 1/2 x 5"	3 x 4"	Plain	3	H760-4OH	18.28	H761-4OH	15.30

Payson New Light Medium Caster

- Ideal for food service, hospital equipment, laundries, dairies, furniture, appliances, electronic cabinets and more.

Features 2 ball bearing swivel raceways and ball bearings in wheels also. Made of cold rolled steel and embossed for added strength - handles loads from 100 - 1000 lbs. Complete with protective plastic thread guards. 3/8" axles. Zinc plated. Rigid caster is solid, riveted construction, embossed for added strength. Type "TPR" is Durakush thermoplastic (soft) elastomer wheel. Type "Poly" is Miratek polyurethane (harder) wheel. Top plate size: 2 1/2"W. x 3 3/8"L. Bolt hole spacing: 1 1/4" x 2 1/4"-3". 3/8" bolt hole size. FOB Shipping Point.

ECONOMY LIGHT MEDIUM CASTER												
SWIVEL							SWIVEL W/BRAKE			RIGID		
Dia.	Width	Type	Cap. (lbs.)	Swivel Radius	Overall Height	Approx. Wt. (lbs.)	Product No.	Price Ea.	Product No.	Price Ea.	Product No.	Price Ea.
3"	1¼"	TPR	125	2½"	4⅞"	1¾	HX040-3BE	\$11.12	HX040-3BE-WK	\$14.48	HX041-3BE	\$9.55
		Poly	210				HX040-3BF	11.94	HX040-3BF-WK	15.30	HX041-3BF	10.22
4"	1¼"	TPR	165	3"	5"	1%	HX040-4BE	15.90	HX040-4BE-WK	19.25	HX041-4BE	12.39
		Poly	240				HX040-4BF	17.16	HX040-4BF-WK	20.52	HX041-4BF	14.03
5"	1¼"	TPR	190	3⅝"	6⅞"	2	HX040-5BE	18.58	HX040-5BE-WK	22.69	HX041-5BE	15.90
		Poly	260				HX040-5BF	20.22	HX040-5BF-WK	24.40	HX041-5BF	17.54

Rigid casters weight approx. 15% less than swivel casters.



PAYSON CASTERS

**MADE IN
USA**

Super Lock BRAKE CASTERS

- Light-medium to heavy-duty casters are made to exacting tolerances from heavy-gauge steel and hardened for durability.
- Swivel casters feature two perfectly aligned swivel raceways.
- SuperLock brake locks the wheel and the swivel simultaneously with the touch of the toe... quick release.

FOB Shipping Point.

Medium Heavy -Duty CASTERS

- Rugged cold-forged steel series features two separate and large diameter ball bearing raceways.
- Includes lubrication fittings.

Top plate is 1/4" cold forged and measures 4 x 4 1/2". Bolt hole is 2 1/2" x 3 3/8", slotted to 3 x 3". 1/4" upper and lower raceways. 3/8" load balls. 1/2" balls for lower raceway. 3/8" nut and bolt kingpin. Roller bearing. Zinc plated. See wheel description on opposite page. FOB Shipping Point.

Heavy-Duty Dual-Wheel Caster

- Designed for especially top-heavy loads that require more floor contact.
- Heavier loads are much easier to swivel, thanks to the differential action that occurs with dual wheels.

Zinc plated. Choose from three series for the appropriate load required. See wheel description on opposite page. FOB Shipping Point.

Dia.	Width	Cap. (lbs.)	Type	O.A. Hgt.	W.x L	Top Plate Bolt Hole	Wt. (lbs.)	Swivel		Rigid	
								Product No.	Price Ea.	Product No.	Price Ea.
4"	4"	650	Payvulc	5 1/2"	4 1/2 x 6 1/2"	2 7/8 x 4 1/8"	11	H300-4UP-DW	\$146.27	H301-4UP-DW	\$85.82
4"	4"	1400	Plexite	5 1/2"	4 1/2 x 6 1/2"	slotted to	10	H300-4UM-DW	138.81	H301-4UM-DW	76.87
4"	4"	1300	Miratek	5 1/2"	4 1/2 x 6 1/2"	3 3/8 x 5 1/4"	11	H300-4UT-DW	158.21	H301-4UT-DW	97.01
6"	5"	2800	Plexite	8 1/2"	5 1/2 x 7 1/2"	3 3/8 x 1 1/2"	27	H500-6UM-DW	367.16	H501-6UM-DW	273.13
6"	5"	2800	Payron	8 1/2"	5 1/2 x 7 1/2"	slotted	39	H500-6US-DW	411.94	H501-6US-DW	326.87
6"	5"	1080	Bronco	8 1/2"	5 1/2 x 7 1/2"	to	29	H500-6UV-DW	415.67	H501-6UV-DW	328.36
6"	5"	2200	Miratek	8 1/2"	5 1/2 x 7 1/2"	4 1/2 x 6 1/8"	27	H500-6UT-DW	467.91	H501-6UT-DW	376.87
8"	6"	12000	Payductile	12 1/2"	6 1/2 x 7 1/2"	4 1/2 x 6"	84	HKP700-8UD-DW	946.27	HKP701-8UD-DW	525.37
8"	6"	6000	Paythane	12 1/2"	6 1/2 x 7 1/2"	4 1/2 x 6"	73	HKP700-8UL-DW	892.54	HKP701-8UL-DW	471.64
10"	8"	18000	Payductile	13 1/4"	8 1/2 x 8 1/2"	7 x 7"	120	HKP900-10UD-DW	1,315.07	HKP901-10UD-DW	898.21
10"	8"	11000	Paythane	13 1/4"	8 1/2 x 8 1/2"	7 x 7"	110	HKP900-10UL-DW	1,519.40	HKP901-10UL-DW	1,023.88

"V" Grooved Wheel Casters

- Accurately machined to fit snugly on angle iron track.
- Designed for easy use on ordinary floor surfaces.

Ideal for production systems which operate constantly from station to station... allows better use of floor space and avoids cluttered aisles. Nut and bolt axles. Roller bearing. Zinc plated. See wheel description on opposite page. FOB Shipping Point.

Dia.	Width	Cap. (lbs.)	Type	O.A. Hgt.	Top Plate W.x L	Bolt Hole	Wt. (lbs.)	Swivel		Rigid	
								Product No.	Price Ea.	Product No.	Price Ea.
4"	1 1/2"	425	Payron	5"	4 x 5"	3 x 4"	4	H760-4USG	\$42.61	H761-4USG	\$40.60
4"	1 1/2"	800	Payron	5 1/2"	3 3/4 x 4 1/2"	2 1/2 x 3 3/8"	4 1/2	H070-4USG	55.60	H071-4USG	41.64
6"	2"	1000	Payron	7 1/2"	3 3/4 x 4 1/2"	2 1/2 x 3 3/8"	10 1/2	H200-6USG	68.51	H201-6USG	55.67
6"	2 1/2"	2000	Payron	7 1/2"	4 x 4 1/2"	2 1/4 x 4 1/8"	22	H300-6USG	163.43	H301-6USG	129.40
8"	2"	1200	Payron	9 1/2"	3 3/4 x 4 1/2"	2 1/2 x 3 3/8"	13	H200-8USG	76.57	H201-8USG	61.94
8"	2 1/2"	2350	Payductile	10 1/4"	4 x 6 1/2"	2 1/4 x 4 1/8"	23	H300-8UDG	209.70	H301-8UDG	179.93
8"	2 1/2"	3000	Paythane	10 1/4"	5 1/2 x 7 1/4"	3 3/8 x 5 1/4"	26	H500-8UDG	315.67	H501-8UDG	200.00
8"	2 1/2"	4000	Payductile	10 1/4"	6 1/2 x 7 1/2"	4 1/2 x 6"	38	HKP700-8UDG	495.52	HKP701-8UDG	273.88
8"	4"	15000	Payductile	11 1/4"	8 1/2 x 8 1/2"	7 x 7"	67	HKP900-8UDG	682.09	HKP901-8UDG	423.13
10"	4"	12000	Payductile	13"	6 1/2 x 7 1/2"	4 1/2 x 6"	69	HKP800-10UDG	607.46	HKP801-10UDG	392.54
10"	4"	15000	Payductile	13 1/4"	8 1/2 x 8 1/2"	7 x 7"	79	HKP900-10UDG	696.27	HKP901-10UDG	435.82



**Features two
large diameter
BALL BEARING
RACEWAYS.**



**Steel surcharge
may apply.**

PAYSON CASTERS

**MADE IN
USA**



Steel surcharge
may apply.



Floor Locks

- Adaptable to all types of portable equipment.
- Double pedal will not allow operator to place his foot under the load.

Large steel disc features non-marking rubber pad for non-slip floor contact. Top plate is 3 3/4" W x 4 1/2" L with bolt hole 2 3/8" W x 3 3/8" L, slotted to 3 x 3". Sturdy steel construction. Electro-plate finish. FOB Shipping Point.



Product No.	Extended	Height Retracted	Wt. (lbs.)	Price Ea.
X558-FL	5 1/2"	4 7/8"	4 1/2	\$62.24
X612-FL	6 1/2"	5 3/4"	4 1/2	\$63.28
X734-FL	7 3/4"	7"	4 3/4	\$64.03
X934-FL	9 3/4"	9"	5	\$65.22

Wheel Description



PAYVULC Black mold-on rubber



PLEXITE Black phenolic



MIRATEK Red 95 duropoly




PAYRON Cast iron steel



PAYFLEX Soft Rubber



PAYROCK Hard Rubber



BRONCO Gray rubber, Alum center



MIRAKUSH Gray 85 duropoly



PAYTHANE Red 95 Poly, metal center

A) Medium-Heavy Caster

- Precision-built for smooth, easy operation.
- Strength is assured with hardened steel with exacting tolerances.

Features one-piece wrap-around, .187 bracket. Swivel caster includes Zerk fitting, 3/8" Kingpin. Top plate measures 3 3/4 x 4 3/8". Bolt hole is 2 1/2 x 3 3/8", slotted to 3 x 3". Zinc plated. FOB Shipping Point.

Dia.	Width	Cap. (lbs.)	Type	O.A. Hgt.	Bearing	Wt. (lbs.)	Swivel		Rigid	
							Product No.	Price Ea.	Product No.	Price Ea.
6"	2"	850	Payron	7 1/2"	Roller	9	X200-6US	\$60.90	X201-6US	\$43.96
6"	2"	400	Payflex	7 1/2"	Plain	7	X200-6OX	38.73	X201-6OX	28.06
6"	2"	560	Payrock	7 1/2"	Plain	7	X200-6OH	38.73	X201-6OH	28.06
6"	2"	410	Bronco	7 1/2"	Roller	7	X200-6UV	61.12	X201-6UV	46.49
6"	2"	820	Miratek	7 1/2"	Roller	7	X200-6UT	52.61	X201-6UT	38.81
6"	2"	820	Plexite	7 1/2"	Roller	7	X200-6UM	40.30	X201-6UM	28.81
8"	2"	1050	Payron	9 1/2"	Roller	12 1/2	X200-8US	64.18	X201-8US	47.76
8"	2"	500	Bronco	9 1/2"	Roller	8 1/2	X200-8UV	70.60	X201-8UV	54.25
8"	2"	1000	Miratek	9 1/2"	Roller	8 1/2	X200-8UT	65.60	X201-8UT	50.52
8"	2"	1000	Plexite	9 1/2"	Roller	8 1/2	X200-8UM	47.09	X201-8UM	35.45

B) Heavier-Duty Caster

- Beefed-up construction features for sure support and mobility of heavy loads.
- Made of cold-forged steel for strength.

Features 1/2" top plate, 1" king bolt and axle. Embossed 3/8" legs welded to yoke base. Top plate measures 5 1/2" W x 7 1/2" L, bolt hole is 3 3/8" x 5 1/4", slotted to 4 1/2" x 6 1/2". Roller bearing. Rugged and dependable. Zinc plated. FOB Shipping Point.

Dia.	Width	Cap. (lbs.)	Type	O.A. Hgt.	Wt. (lbs.)	Swivel		Rigid	
						Product No.	Price Ea.	Product No.	Price Ea.
6"	3"	2200	Payron	8 1/2"	30 1/2	X500-6US	\$252.24	X501-6US	\$142.54
6"	3"	2100	Plexite	8 1/2"	21	X500-6UM	211.94	X501-6UM	105.22
8"	3"	2500	Payron	10 1/2"	33	X500-8US	257.46	X501-8US	147.01
8"	3"	2400	Paythane	10 1/2"	23 1/2	X500-8UL	274.63	X501-8UL	158.96
8"	3"	2400	Plexite	10 1/2"	23 1/2	X500-8UM	224.63	X501-8UM	118.66
10"	3"	2500	Payron	12 1/2"	37	X500-10US	273.13	X501-10US	207.46
10"	3"	2500	Paythane	12 1/2"	27	X500-10UL	302.24	X501-10UL	197.91
10"	3"	2500	Plexite	12 1/2"	27	X500-10UM	231.34	X501-10UM	133.58

C) Heavy-Duty Caster

- Keep your heavy loads rolling on this cold-forged steel construction caster.
- Hardened swivel raceways for extra durability.

Top plate is 3/4" cold forged. Top plate measures 4 3/4" x 6 1/2", bolt hole is 2 1/2" x 4 1/2", slotted to 3 3/8" x 5 1/4". Features precise double ball bearings, 3/8" Kingpin. Roller bearing. Zinc plated. FOB Shipping Point.

Dia.	Width	Cap. (lbs.)	Type	O.A. Hgt.	Wt. (lbs.)	Swivel		Rigid	
						Product No.	Price Ea.	Product No.	Price Ea.
6"	2 1/2"	1200	Payron	7 3/4"	17	X300-6US	\$133.58	X301-6US	\$106.27
6"	2 1/2"	540	Bronco	7 3/4"	13	X300-6UV	120.75	X301-6UV	91.87
6"	2 1/2"	1100	Paythane	7 3/4"	13	X300-6UL	124.85	X301-6UL	105.60
6"	2 1/2"	1100	Plexite	7 3/4"	13	X300-6UM	107.16	X301-6UM	81.87
8"	2 1/2"	1400	Payron	10 1/2"	22	X300-8US	134.33	X301-8US	108.58
8"	2 1/2"	670	Bronco	10 1/2"	15	X300-8UV	139.70	X301-8UV	109.85
8"	2 1/2"	1340	Paythane	10 1/2"	15	X300-8UL	152.24	X301-8UL	128.36

D) Heavy-Duty Dual Wheel Casters

- "NEW" Easy Turn & Roll.
- 4", 5", & 6", in all wheel types.

Dual casters make rolling and turning heavy loads easier than a single wheel. Double the floor contact and when turning a corner, one wheel rotates forward, while the other rotates backward (different action) making this the preferred mode for manual operations with loads from 500 to 4000 lbs. Standard top plate measures 3 3/4" x 4 1/2", bolt hole is 2 1/2" x 3 3/8", slotted 3" x 3". Larger C top plate measures 4 1/2" x 6 1/2", bolt holes 2 1/2" x 4 1/2", slotted 3 3/8" x 5 1/4". For C top plate add -C. FOB Shipping Point.

Dia.	Width	Cap. (lbs.)	Type	O.A. Hgt.	Wt. (lbs.)	Swivel		Rigid	
						Product No.	Price Ea.	Product No.	Price Ea.
4"	4"	1200	Plexite	5 1/2"	7.5	H200-4UM-DW	\$64.63	H201-4UM-DW	\$39.25
4"	4"	1000	Miratek	5 1/2"	7.5	H200-4UT-DW	81.49	H201-4UT-DW	59.40
5"	4"	1250	Plexite	6 1/2"	8	H200-5UM-DW	66.64	H201-5UM-DW	43.28
5"	4"	1100	Miratek	6 1/2"	8	H200-5UT-DW	85.22	H201-5UT-DW	65.52
6"	4"	1300	Plexite	7 1/2"	10	H200-6UM-DW	72.24	H201-6UM-DW	48.51
6"	4"	1200	Miratek	7 1/2"	10	H200-6UT-DW	100.15	H201-6UT-DW	78.96

Add-WK to Product No. for brake that locks both wheels (swivel or rigid), Added Price Ea. \$7.46
Add -C to Product No. for larger Top Plate, Added Price Ea. \$2.54

LOAD MOVERS

Hydraulic Toe Jacks

- The perfect choice for lifting loads to be moved on rollers.

Available in capacities of 5 or 10 tons. Provides the capability to jack-up loads that are just over 1" off the floor and also allow jacking from the top of the cylinder which extends the lifting range.

Can be operated either vertically or horizontally and an internal pressure valve prevents jack overload.

Base, toe and pump assemblies swivel independently to enable precise positioning in tight quarters. Each has an integral carrying handle for easy portability. Meets ASME B30.1 standards. Covered by manufacturer's 1 year warranty. FOB Shipping Point.



HHTJ-5

HHTJ-10

Product No.	Cap. (tons.)	Max Lifting Height	Pick-Up Position Height At Base	At Top	Stress On Lever at Max. Load (lbs.)	Wt. (lbs.)	Price Ea.
HHTJ-5	5	8.0"	1.0"	14.5"	85.5	44	\$1,611.00
HHTJ-10	10	9.0"	1.0"	16.25"	90.0	61	1,973.00



HKBSP-24P

Bull Dolly Kits

- Lightweight, cost effective solution for moving heavy equipment.

All prepackaged kits include (4) Bull Dollies, (2) Steering Handles and (1) Storage Case. Available in Nylon, Polyurethane or Steel wheels. Anything such as large safes, chillers, condensers and machinery can be moved safely and effectively. A lock enables the units to be used as swivel or rigid top dollies. A "diamond" style top plate ensures a non-slip surface, though a neoprene pad should be utilized in addition. FOB Shipping Point.

Product No.	Cap. (tons.)	Description	Kit Includes	Wt. (lbs.)	Price Ea.
HKBRD-4P	4	Rigid Diamond	(4) BRD-1P Dollies, (2) Handles, (4) Pre-load pads	75	\$963.00
HKBSP-4P	4	Swivel Padded	(4) BSP-1P Dollies, (2) Handles	85	1,106.00
HKBSD-4P	4	Swivel Diamond	(4) BSD-1P Dollies, (2) Handles, (4) Pre-load pads	83	1,003.00
HKBRD-12P	12	Rigid Diamond	(4) BRD-3P Dollies, (2) Handles, (4) Pre-load pads	91	1,097.00
HKBSP-12P	12	Swivel Padded	(4) BSP-3P Dollies, (2) Handles	100	1,322.00
HKBSD-12P	12	Swivel Diamond	(4) BSD-3P Dollies, (2) Handles, (4) Pre-load pads	102	1,204.00
HKBSS-12P	12	Swivel Smooth	(4) BSS-3P Dollies, (2) Handles	102	1,471.00
HKBRD-24P	24	Rigid Diamond	(4) BRD-6P Dollies, (2) Handles, (4) Pre-load pads	196	2,194.00
HKBSP-24P	24	Swivel Padded	(4) BSP-6P Dollies, (2) Handles	216	2,388.00
HKBSD-24P	24	Swivel Diamond	(4) BSD-6P Dollies, (2) Handles, (4) Pre-load pads	216	2,359.00
HKBSS-24P	24	Swivel Smooth	(4) BSS-6P Dollies, (2) Handles	213	2,540.00

Tri-Glide 3-Point Load Moving Solution



TG-R12P

TG-F12P

- Easy to assemble, no tools required.

Available in 10, 15, 20, 24, 40, 60 & 80 tons. The Hilman Tri-Glide 3-Point Load Moving Solution is the perfect choice for moving machinery and equipment easily and safely over finished floors. Each Tri-Glide features a steerable front unit for precise maneuvering, even in tight quarters, and two adjustable rear units with a spreader bar that accommodates a broad range of load footprints. The steering handle also functions as a tow bar and is removable. Custom interfaces are also available. FOB Shipping Point.



HKRS-40-SLP
40 Ton Kit



It's easy -- lift the load,
set the movers and move!

Steel surcharges
may apply.

Deluxe Riggers Kits

- Safely move heavy loads.
- Low profile & low friction.

All prepackaged kits include 4 swivel movers and 2 full length steering handles in a sturdy, lockable 14 gauge steel storage case. Easy to use, lift the load just inches, set the movers and move. Available in either rigid style for straight line moving or swivel style when turns are required. Swivel style features a locking device integrated every 45 degrees for precision placement. Steel chains with top styles available in diamond grid or with built-in pad. All steel frame construction withstands rough use. Steering handles are available for the swivel styles. FOB Shipping Point.

STEEL CHAIN ROLLER KITS						
Product No.	Cap. (tons.)	Description	Size W x L x H	Wt. (lbs.)	Price Ea.	
HKRS-3-4S	3	Steel 4 swivel pad, 2 handles	3 1/2 x 6 1/2 x 3 1/2" (swivel)	54	1,379.00	
HKRS-3-2S/2R	3	Steel 2 swivel pad/2 rigid pad, 2 handles	3 5/8 x 6 1/2 x 3" (rigid)	53	1,322.00	
HKRS-8-4S	8	Steel 4 swivel pad rollers, 2 handles	4 1/2 x 6 1/2 x 3 1/2" (swivel)	86	1,606.00	
HKRS-8-2S/2R	8	Steel 2 swivel pad/2 rigid, 2 handles	4 1/2 x 6 1/2 x 3 1/2" (rigid)	78	1,552.00	
HKRS-15-SLD	15	Steel 4 diamond swivels w/lock, 2 handles, 4 pads	27 1/2 x 14 1/2 x 9 1/2" (swivel)	199	2,177.00	
HKRS-15-SLD	15	Steel 4 padded swivels w/lock, 2 handles	27 1/2 x 14 1/2 x 9 1/2" (swivel)	201	2,267.00	
HKRS-30-SLD	30	Steel 4 diamond swivels w/lock, 2 handles, 4 pads	27 1/2 x 14 1/2 x 9 1/2" (swivel)	213	2,276.00	
HKRS-30-SLD	30	Steel 4 padded swivels w/lock, 2 handles	27 1/2 x 14 1/2 x 9 1/2" (swivel)	215	2,326.00	
HKRS-40-SLD	40	Steel 4 diamond swivels w/lock, 2 handles, 4 pads	27 1/2 x 14 1/2 x 9 1/2" (swivel)	213	2,522.00	
HKRS-40-SLD	40	Steel 4 padded swivels w/lock, 2 handles	27 1/2 x 14 1/2 x 9 1/2" (swivel)	215	2,580.00	
HKRS-60-SLD	60	Steel 4 diamond swivels w/lock, 2 handles, 4 pads	27 1/2 x 14 1/2 x 9 1/2" (swivel)	255	2,871.00	
HKRS-60-SLP	60	Steel 4 padded swivels w/lock, 2 handles	27 1/2 x 14 1/2 x 9 1/2" (swivel)	257	2,903.00	

Product No.	Cap. (tons.)	Individual Front Unit	Cap. (tons.)	Pair of (2) Rear Units & (1) Spreader Bar	Cap. (tons.)	Wt. (lbs.)	Price Ea.
NYLON WHEELS							
HKTG-10N	10	TG-F5N	5	TG-R5N	5	187	\$2,664.00
HKTG-15N	15	TG-F7.5N	7.5	TG-R7.5N	7.5	215	3,053.00
HKTG-20N	20	TG-F10N	10	TG-R10N	10	240	3,880.00
POLY WHEELS							
HKTG-10P	10	TG-F5P	5	TG-R5P	5	187	2,611.00
HKTG-15P	15	TG-F7.5P	7.5	TG-R7.5P	7.5	215	3,017.00
HKTG-20P	20	TG-F10P	10	TG-R10P	10	240	3,709.00
HKTG-24P	24	TG-F12P	12	TG-R12P	12	384	5,261.00
HKTG-40P	40	TG-F20P	20	TG-R20P	20	467	7,325.00
HKTG-60PA	60	TG-F30PA	30	TG-R30PA	30	981	14,780.00
HKTG-80PA	80	TG-F40PA	40	TG-R40PA	40	1095	17,515.00
STEEL WHEELS							
HKTG-10S	10	TG-F5S	5	TG-R5S	5	187	2,772.00
HKTG-15S	15	TG-F7.5S	7.5	TG-R7.5S	7.5	215	3,426.00
HKTG-20S	20	TG-F10S	10	TG-R10S	10	240	3,936.00

BARREL CARRIERS



Economy Portable Drum Lifter/Rotator/Transporters

Easy to lift, transport, and tilt 55 gallon steel drums. Ideal for use in warehouse environments when moving drums to and from racks. Drums can be locked in a vertical position to avoid spills or a horizontal position for draining through a faucet. A manual hand crank allows the drum to tilt up to 120°. Vertically raise the drums with a manual or foot pump operation. FOB Shipping Point. HDRUM-LRT-EC has a clamp style cradle which securely grips around the drum.



Product No.	Overall Size W x D x H	*Raised Height	Uniform Cap.	Wt. (lbs.)	Price Ea.
HDRUM-LRT-EC	40 x 44 x 82"	59"	550 lbs.	450	\$2,158.87

*Drum in Vertical Position (floor to bottom of drum)

Hydraulic Drum Carrier/Boom

- This sturdy and safe Carrier/Boom allows one operator to easily lift, transport and dispense fully loaded 55 gallon steel drums.
- Drum is safely secured to the saddle and lifted by pumping the hydraulic foot pump.

Hand crank on HHDC-305-60 lift unit and chain rotation on other efficiently tilts drum. All models feature a lifting boom attachment, which mounts on the outriggers when not in use on models -60 and -72. Rolls on 5" rear swivel casters and 8" front rigid wheels. 800 lb. capacity. FOB Shipping Point.




HHDC-305-72

Product No.	Lift Hgt.	Wt. (lbs.)	Price Ea.
HHDC-305-60	59 1/16"	485	\$3,652.99
HHDC-305-72	71 1/2"	487	3,800.85

Multi-Purpose Drum Truck/Cradle

- The most versatile drum truck made!

This innovative product allows the operator to easily tip back the truck in order to transport drums ergonomically on 4 wheels – and acts as a drum cradle for storage and dispensing all in one. Top angle is 3° when used as a Drum Cradle. This unique design also allows the operator to retrieve drums on and off the pallet. Accommodates 55 gallon steel, plastic or fiber drums. Rolls smoothly on (2) 10" x 2 1/2", (2) 6" x 2" poly-on-poly wheels and (2) 3" x 1 1/4" poly-on-poly casters. Standard with a wheeled undercarriage that positions the drum horizontally for drainage or storage. An integral self-storing bung wrench is standard – opens numerous drums and helps keep the drum snug on the truck. Drum height is 12 1/8"H. in the cradle position. Optional drip pan available. Durable powder coat finish. FOB Shipping Point.



MULTI-PURPOSE DRUM TRUCK/CRADLE				
Product No.	Overall Size W x L x H	10 1/2 x 2 1/2" Wheel Description	Wt. (lbs.)	Price Ea.
HRDBT-MR	23 1/2 x 20 1/8 x 60 1/2"	Mold-on Rubber	140	\$562.89
HRDBT-SS	23 1/2 x 20 1/8 x 60 1/2"	Semi-Steel	158	623.87
HRDBT-PO	23 1/2 x 20 1/8 x 60 1/2"	Poly-on-Poly	148	612.91

HRDBT-PAN Optional Drip Pan w/brackets & hardware. Wt. 3 (lbs.) Price Ea. \$42.96



48 Hours to Ship

Rotates manually – a 15 ft. chain runs back to driver.

The Barrel Carrier

- Bung Nut Wrench is included for opening and closing drums.
- Engineered and built for maximum safety and ease of operation.
- Long wearing gear mechanism efficiently rotates heavy 55 gal. steel barrels 360°.

Safety restraint securely attaches to forklift. Drum must be full to rotate at rated capacity. Fork pockets measure 7"W x 2 1/8"H I.D. on 31 1/2" centers. FOB Shipping Point.

Product No.	Cap. (lbs.)	Wt. (lbs.)	Price Ea.
HDCR-205-8	800	228	\$869.99
HDCR-205-15	1500	222	889.87

48 Hours to Ship



Plastic/Fiber Drum Retainer

- Adaptor Kit fits Series HDCR-110, HDCR-205 or HHDC-305 for most plastic and fiber drums.

Product No.	Description	Wt. (lbs.)	Price Ea.
HFDA-800	Nylon Strap & Adjusting Arm Together	14	\$249.87
HFDA-550	Adjusting Arm Sold Separately	13	177.91
HFDA-250	Nylon Straps Sold Separately	3	56.85
HFDC-30	Steel Saddle For 30 Gal. Drums	18	257.93



14 Gauge Heavy Duty Bin & Shelf Cabinets

- Heavy duty all welded steel construction.
- 5 styles feature various bin & shelf configurations.
- 4 width options (36, 48, 60, or 72").
- 3-point steel locking system.
- Powder coat finish.
- Ships fully assembled.
- Made in the U.S.A.
- **QuickShip Options: All 48" wide models available now!**



Base




Shelf Only



Door Bins



Half Bins



Full Bins

Bin & Shelf Cabinets

Product No.	Width	Style	Shelf Quantity	Bin Brackets		Bins	Dimensions W x D x H	Legs	Weight (lbs.)	Price Ea.
				Back	Doors					
F89126	36"	Base	-	Full	Full	-	36 x 24 x 78"	6"	284	\$1,095
F89125		Shelf Only	4	-		-			318	\$1,295
F89124		Door Bins	4	-		96: (96) XS			332	\$1,395
F89123		Half Bins	3	Half		102: (96) XS, (6) XL			350	\$1,495
F89122		Full Bins	-	Full		138: (96) XS, (24) M, (12) L, (6) XL			346	\$1,595
F89109*	48"	Base	-	Full	Full	-	48 x 24 x 78"	6"	352	\$1,395
F89121*		Shelf Only	4	-		-			392	\$1,595
F89120*		Door Bins	4	-		120: (120) XS			410	\$1,695
F89119*		Half Bins	3	Half		126: (120) XS, (6) XL			429	\$1,795
F89118*		Full Bins	-	Full		147: (120) XS, (9) L, (18) XL			431	\$1,895
F89108	60"	Base	-	Full	Full	-	60 x 24 x 84"	6"	471	\$1,795
F89117		Shelf Only	4	-		-			541	\$2,095
F89116		Door Bins	4	-		168: (168) XS			566	\$2,295
F89115		Half Bins	3	Half		180: (168) XS, (12) XL			594	\$2,395
F89114		Full Bins	-	Full		204: (168) XS, (24) L, (12) XL			573	\$2,495
F89107	72"	Base	-	Full	Full	-	72 x 24 x 84"	6"	551	\$2,295
F89113		Shelf Only	4	-		-			629	\$2,595
F89112		Door Bins	4	-		192: (192) XS			657	\$2,795
F89111		Half Bins	3	Half		204: (192) XS, (12) XL			687	\$2,895
F89110		Full Bins	-	Full		276: (192) XS, (48) M, (24) L, (12) XL			676	\$2,995

- Louvered Bin Brackets: used for hanging plastic storage bins.
- Shelves: 1,000 lb. capacity each, easily adjustable on 7 $\frac{1}{2}$ " increments.
- Additional Adjustable Shelves Available: (36x18") F87854A2, (48x18") F87845A1, (60x18") F87956A4, (72x18") F85871A4.
- 6" Raised Legs: on 60" and 72" wide models.
- ***Available for QuickShip.**



Powered Drum Forklift Attachments

Product No.	Style	Function	Power Source	Dimensions L x W x H	Weight (lbs.)	Price Ea.
F89704	Maxi Grip	Clamp	Forklift	60 x 33 x 14"	422	\$4,495
F89705			Battery	60 x 33 x 17"	639	\$7,945
F89700	Versa Grip	Clamp & Tilt	Forklift	67 x 33 x 19"	572	\$6,995
F89701			Battery	67 x 33 x 17"	779	\$10,445
F89702	Hydra Grip	Clamp & Rotate	Forklift	68 x 33 x 19"	560	\$8,245
F89703			Battery	68 x 33 x 17"	773	\$11,695
F89815A5	Ultra Grip	Clamp, Tilt, & Rotate	Battery	69 x 33 x 17"	855	\$15,695

- Compatible with steel, plastic, and fiber drums (18-28" in diameter).
- 2,000 lb. capacity (all units).
- Clamp: secure drum with adjustable pressure gauge.
- Tilt: 120° forward tilt.
- Rotate: 360° rotation continuously in both directions.
- Forklift Powered: quick-connect auxiliary connection, use forklift controls.
- Battery Powered: corded pendant remote (wireless remotes sold separately).

Drum Lifts and Rotators

Connection Type	Style	Straddle		Counterweighted	
		Product No.	Price Ea.	Product No.	Price Ea.
Strap	Manual	F88564B8	\$8,045	F88581B7	\$9,695
	Semi-Powered	F88566C6	\$8,595	F88570C0	\$10,245
	Fully Powered	F89837A1	\$16,995	F89831A4	\$18,595
Grip	Manual				
	Semi-Powered	F88586C2	\$12,395	F88588C0	\$13,995
	Fully Powered	F80143A6	\$20,995	F80145A8	\$22,995

- Compatible with steel, plastic, and fiber drums.
- 800 – 1,000 lb. capacity.
- Strap: manual dual ratchet strap connection.
- Grip: hands-free powered jaws connection.
- Manual: manual lifting, rotating, and drive.
- Semi-Powered: powered lifting and rotating; manual drive.
- Fully Powered: powered lifting, rotating, and drive.
- Straddle: extended legs go under pallets, shelving, or on outside of drum.
- Counterweighted: ability to butt directly up to pallets or shelving.
- Additional configurations available.

Drum Dumpers

Product No.	Dump Height	Power Source	Dimensions L x W x H	Weight (lbs.)	Price Ea.
F80163A3	36"	110V, 20A motor	52 x 36 x 60"	450	\$4,995
F80161A1	48"		52 x 36 x 66"	490	\$5,145
F80159A9	60"		52 x 36 x 72"	520	\$5,345

- Compatible with steel, plastic, and fiber drums up to 55 gallons (up to 25" in diameter).
- Hold down bar secures 26 - 43"H drums, adjustable on 1" increments.
- 1,500 lb. capacity (all units).
- Operate using handheld pendant controlling the 20 amp, 110 volt motor.
- Smooth dump utilizing dual flow hydraulic control valve system.
- Stationary units (portable configurations available).

Drum Lifts and Transporters

Product No.	Style	Attachment	Dimensions W x D x H	Weight (lbs.)	Price Ea.
F89265	Deluxe	Beak	(37-51) x (25-32) x 63"	245	\$2,995
F89264		Strap		265	\$2,995
F89263		Cylinder		250	\$2,995

- Compatible with steel, plastic, and fiber drums.
- Compatible with cylinders 9-18" in diameter.
- 800 lb. capacity (all units).
- Beak: spring-loaded, hands-free chime hook for drums.
- Strap: dual ratchet straps for securing drums.
- Cylinder: expanded cradle with dual ratchet straps for cylinders and other tall containers.

Powered Drum Hand Trucks

Product No.	Wheels	Power Source	Dimensions W x D x H	Capacity (lbs.)	Weight (lbs.)	Price Ea.
F89484	Pneumatic	24V Battery	28 x 21 x 60"	800	160	\$5,295
F89503	Solid Rubber		26 x 20 x 60"		150	\$5,295

- 4-Wheel for improved control and handling.
- Compatible with steel, plastic, and fiber drums.
- 800 lb. capacity (all units).
- Variable speed control, and hand brake.
- Built-in 18AH rechargeable battery with monitor display.
- Use: 2 hours continuous, 8 hours intermittent.

Drum Hand Trucks

Product No.	Material	Wheels	Dimensions W x D x H	Weight (lbs.)	Price Ea.
F82175A2	Aluminum	Pneumatic	26 x 21 x 60"	50	\$945
F82645A4		Mold-On Rubber	25 x 21 x 60"	50	\$945
F82375A0	Steel	Pneumatic	26 x 21 x 60"	75	\$895
F82845A2		Mold-On Rubber	25 x 21 x 60"	75	\$895

- 4-Wheel for improved control and handling.
- Compatible with steel, plastic, and fiber drums.
- 1,000 lb. capacity (all units).
- Additional hand truck configurations available.



**Powered Self-Dumping Hoppers
Forklift Attachments**



**Box
Dumpers**



**Security
Carts**



**Bin & Tool
A-Frame Carts**



**Commercial
Hand Trucks**



**Pallet
Hand Trucks**

Powered Self-Dumping Hoppers

Product No.	Capacity (cu.yd.)	Capacity (lbs.)	Power Source	Dimensions L x W x H	Weight (lbs.)	Price Ea.
F89144	1	2,000	Forklift	66 x 36 x 49"	577	\$4,495
F89143		4,000			637	\$4,595
F89142		6,000			725	\$4,695
F89141	2	2,000		69 x 57 x 52"	692	\$4,945
F89140		4,000			781	\$5,045
F89139		6,000			912	\$5,145

- Forklift Powered: quick-connect auxiliary connection, use forklift controls.
- Say goodbye to old style self-dumping hoppers and unsafe dumping practices.
- This NEW solution provides a safe, fully powered dump and return every time.
- Assists facilities with OSHA compliance and LEAN initiatives.
- Leakproof with continuous solid welds.
- Optional Caster Pack: F10515A4, includes (4) 6x2" phenolic casters: 2 rigid, 2 swivel.

Box Dumpers

Product No.	Chute Size W x D	Dump Height	Power Source	Dump Angle	Dimensions W x D x H	Weight (lbs.)	Price Ea.
F80193A3	36 x 36"	36"	3 Phase 460 V	45°	51 x 50 x 66"	1,226	\$8,395
F80190A0		48"			51 x 50 x 72"	1,400	\$8,495
F80187A7		60"			51 x 50 x 72"	1,400	\$9,045
F80175A5		72"			51 x 50 x 84"	1,675	\$9,595
F80184A4	51 x 48"	36"			66 x 63 x 66"	1,525	\$8,495
F80181A1		48"			66 x 63 x 72"	1,575	\$8,595
F80178A8		60"			66 x 63 x 72"	1,668	\$9,145
F80172A2		72"			66 x 63 x 84"	1,950	\$9,695

- Power Source: 3 phase, 460V.
- 2,000 lb. capacity.
- Additional capacity options available (4,000 and 6,000 lb.)

Security Carts

Product No.			Base L x W	Dimensions L x W x H	Weight (lbs.)	Price Ea.
Gray	Blue	Red				
F89557VCGY	F89557VCBL	F89557VCRD	48 x 24"	51 x 24 x 66"	216	\$1,625
F89483VCGY	F89483VCBL	F89483VCRD	48 x 30"	51 x 30 x 66"	251	\$1,695
F89556VCGY	F89556VCBL	F89556VCRD	60 x 30"	63 x 30 x 66"	271	\$1,795

- 3-point locking system with flush mount T-handle.
- Fully welded 2x2" wire grid panels provide visibility and ventilation.
- Push/pull removable end handle included, for stationary or mobile applications.
- Dual hinged easy-swing doors open 180°.
- 2,000 lb. capacity (all units).
- Adjustable shelves available: 48x24" (F89718), 48x30" (F89719), 60x30" (F89714).
- (4) Casters: 2 rigid, 2 locking swivel.

Bin & Tool A-Frame Carts

Product No.			Panel Configuration	Dimensions L x W x H	Weight (lbs.)	Price Ea.
Gray	Blue	Red				
F89552	F89552B	F89552R	Bin: 2 Louvered	36 x 30 x 62"	140	\$625
F89548	F89548B	F89548R		48 x 30 x 62"	170	\$695
F89550	F89550B	F89550R	Tool: 2 Pegboard	36 x 30 x 62"	130	\$625
F89546	F89546B	F89546R		48 x 30 x 62"	160	\$695

- Dual-sided, mobile storage and work stations.
- Louvered: customize by hanging plastic storage bins for easy access to supplies.
- Pegboard: customize using pegboard hooks for tool storage.
- 1,000 lb. capacity (all units).
- (4) Casters: 2 rigid, 2 locking swivel.

Commercial Hand Trucks

Product No.	Style	Brakes	Dimensions W x D x H	Weight (lbs.)	Price Ea.
F83947A7	Flat Back	-	20 x 20 x 51"	34	\$595
F84009A0		Hand Brake		41	\$945
F83881A5	Curved Back	-		34	\$545
F83971A6		Hand Brake		44	\$895

- Lightweight aluminum with solid welds for superior durability.
- Ideal for rigorous continuous use.
- Hand brake improves operator control of heavy loads on uneven surfaces (select models).
- 600 lb. capacity (all units).
- Additional configurations available.

Pallet Hand Trucks

Product No.	Material	Wheels	Dimensions W x D x H	Weight (lbs.)	Price Ea.
F84727A1	Aluminum	(2) 12" Pneumatic	26 x 25 x 54"	60	\$795
F84752A9		(2) 10" Mold-On Rubber		58	\$795
F84738A8	Steel	(2) 12" Pneumatic		74	\$745
F84793A0		(2) 10" Mold-On Rubber		75	\$745

- Works with Valley Craft plastic mini pallets: 24x12" (Z84976A3), 24x15" (Z84978A1)
- Foot operated trip spring, allows forks to easily fold down or up.
- 1,000 lb. capacity (all units).
- 13 3/4" fork length (all units).
- Additional size, wheel, and style configurations available.

PLASTIC/STEEL DRUM HANDLING

Automatic EAGLE BEAK™ DRUM LIFTER

- Simple, easy one man operation.
- Completely automatic operation.

This time tested and proven design allows a fork truck operator to easily secure, move and release drums without leaving the seat of the fork truck. For use with open and closed head plastic, steel and fiber drums with a top lip strong enough to support the weight of the drum. Choose single drum or double drum configuration. Works with 30 and 55 gallon drums. All welded sturdy construction. Low maintenance design. Includes safety chain to secure unit to carriage of fork truck. Powder coat blue finish. FOB Shipping Point.

Fork pockets 6½" w x 2½" usable.



AUTOMATIC-EAGLE-BEAK™ DRUM LIFTERS				
Product No.	No. Drums	Cap. (lbs.)	Wt. (lbs.)	Price Ea.
HFMDL-1	1	1000	227	\$1,109.93
HFMDL-2	2	2000	311	1,455.97

Portable Drum Jack

- Safe and efficient use.
- Compact in size -- quick simple operation.

Ergonomic design keeps workers safe, comfortable and productive, while eliminating the risk of pinched fingers, crushed feet and back injury. Rugged all steel construction. Unique grapple systems which grasps the drum securely into the steel saddle prior to lifting it vertically. Drum is held in this position during transport, enabling open drums to be handled without spillage. FOB Shipping Point.



PORTABLE DRUM JACK					
Product No.	Overall Size W x D	Cap. (lbs.)	Lift Height	Wt. (lbs.)	Price Ea.
HDRUM-55S	28½ x 41¾"	660	5¼"	152	\$953.91

Economical Drum Transporters

- Simple design is safe to use -- all welded construction.

Unique portable unit designed to lift and transport steel, plastic, and fiber drums with a top lip. Steel jaw securely grips the top lip of the drum. Available with either a manual mechanical ratchet or foot pump hydraulic. Straddle legs rotate for access to drums on pallets. Units roll on four (4) 8" x 2" phenolic swivel casters. The push handle folds down for easy access to ratchet and foot pump. All welded steel construction. Baked-in powder coated toughness with a safety yellow finish. FOB Shipping Point.



48 Hours
to Ship

POWDER
COATED
TOUGH

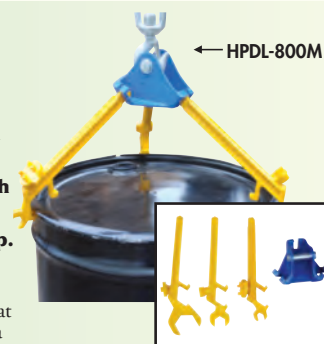
ECONOMICAL DRUM TRANSPORTERS					
Product No.	Description	Cap. (lbs.)	Jaw Service Range	Wt. (lbs.)	Price Ea.
HDCR-880-M	Mechanical	880	31" to 47"	275	\$1,251.85
HDCR-880-H	Foot Pump	1500	31" to 49"	298	1,480.92

Multi-Purpose Overhead Drum Lifter/Wrench

- Simple 3 arm design for use with most closed head 30/55 gallon plastic, steel and fiber drums with top lip.

- Manually attaches to drum top lip.

Drum may be transported with use of overhead lifting device (not included). All welded steel construction. Powder coat finish. Removable arms also function as a wrench. Use on drum plugs, faucets and rim ring bolts. FOB Shipping Point.



MULTI-PURPOSE OVERHEAD DRUM LIFTER/WRENCH				
Product No.	Description	Cap. (lbs.)	Wt. (lbs.)	Price Ea.
HPDL-800-M	Drum Lifter	800	20	\$177.91



Lo-Profile Drum Caddies with Bung Wrench Handle

- Reduce injuries caused by manually lifting and moving drums.

Transport one (1) 55 or 30 gallon drum or (2) 5 gallon pails with Lo-Profile Drum Caddy. To use: align unit in front of drum, remove handle, and grip drum with the handle. Tip drum up, while guiding the caddy base under the drum. Re-attach handle and transport drum to desired location. Unit rolls easily on two (2) 6" rigid wheels and one (1) 3" swivel caster. The removable handle doubles as a bung nut wrench and seal remover. Cradle height is ½". Inside cradle diameter is 23½". Steel construction. Yellow painted finish. US Patent Number 6682084. FOB Shipping Point.



LO-PROFILE DRUM CADDIES WITH BUNG WRENCH HANDLE					
Product No.	Straddle W x D	Uniform Cap.	Wheel Type	Wt. (lbs.)	Price Ea.
HLO-DC-MR	24 x 16¼"	1000 lbs.	Mold-On-Rubber	41	\$171.99
HLO-DC-PU	24 x 16¼"	1200 lbs.	Poly-On-Steel	46	186.99

DRUM ACCESSORIES




Drum Deheader

- Easily converts drums into storage containers.
- Built for rugged and dependable work.

Standard Drum Deheader...can be adjusted to open steel drums with different thicknesses. Cutting edge of the blade is angled for maximum penetration and flattens the cut edge so there are no sharp or jagged projections. Express-Open Drum Deheader... is similar to a household can-opener and is very easy to use. Includes vice-grip style mechanism for securely attaching unit to drum. Inside cutting blade does not leave a sharp edge on the drum. ONLY use either a manual ratchet wrench or electric drill to operate the deheader ratchet (ratchet drive not included). FOB Shipping Point.

Product No.	Description	Wt. (lbs.)	Price Ea.
HDD-9	Standard Drum Deheader	7	\$88.89
HDD-B-1	Replacement blade	2	19.99
HD-HEAD-1	Express-Open Drum Deheader	4	166.91
HD-HEAD-B	Replacement blade	1	19.88



Bung Nut Wrenches

- Universal style fits all types of industrial drum plugs and bung in metal or plastic.
- Won't bend, break or chip.

Available in cast steel with polished zinc finish and spark resistant bronze alloy to meet many applications. Multipurpose: also works as a bung wrench, ring wrench and faucet wrench -- eliminates the need for extra tools. FOB Shipping Point.

Product No.	Description	Overall Length	Wt. (lbs.)	Price Ea.
HBNW-A	Spark Resistant Aluminum - Single Ended	10 1/2"	2	\$17.99
HBNW-I-W	Polished Zinc Cast Steel	13"	5	43.99
HBNW-B-W	Spark Resistant Bronze Alloy	13"	5	124.99
HBNW-IX-W	Polished Zinc Cast Steel	12"	2	33.99
HBNW-BX-W	Spark Resistant Bronze Alloy	12"	2	49.88

Manual Pail Tipper

- Easily tip liquid contents with this convenient and durable 5 gal. Pail Tipper.
- Pail is manually rotated.

Variable height chime lock for quick loading and unloading. The overall size is 14 1/2"W x 14 1/4"D x 32 3/8"H. Available in steel or stainless steel. Capacity 70#. FOB Shipping Point.

Product No.	Construction	Dispensing Hgt.	Wt. (lbs.)	Price Ea.
HCAN-A	Steel	10"	11	\$60.91
HCAN-S	Stainless Steel	10"	12	179.99



Deluxe Rotating Drum Carts

- Rugged construction features handle loads up to 1000 lbs.!

Practical design is easy to use and operate. Two retractable wooden handles are included for easy one-person operation. Steel STOPS also included for holding drum during tipping operation. Steel handle includes built-in bung nut wrenches as an extra feature. Includes 2 swivel, 2 rigid casters. Painted finish. Easy assembly. FOB Shipping Point.

Product No.	Wheel Size Description	Wt. (lbs.)	Price Ea.
HRDC-1000-5PU	5"-poly on steel	85	\$332.88
HRDC-1000-5PO	5"-polyolefin	85	287.85
HRDC-1000-5SS	5"-steel	85	290.96

HRDC-1000-DPN Optional Drip Pan. Wt. 2 (lbs.) Price Ea. \$75.97



POWDER COATED TOUGH

Revolving Drum Carts

Designed to rotate a 55 gallon steel drum from the vertical position to the horizontal position so their contents may be emptied. Equipped with rollers for mixing. Built-in drip pan included. Rolls on two (2) 3" swivel casters and two (2) 5" rigid casters. Simple one-person operation. Steel construction. Baked-in powder-coated toughness. FOB Shipping Point.

Product No.	Overall Size W x L x H	Uniform Cap.	Wt. (lbs.)	Price Ea.
HRDC-100-10	18 1/2" x 66 1/2" x 26 3/4"	1000 lbs.	52	582.93



HDC-235



HDC-245-H

Galvanized Steel Drum Covers

Galvanized Steel Drum Covers for 55 gallon drums. Manufactured from 26 gauge galvanized steel. Cover drum tops for added protection. Perimeter rim is beaded for safety. FOB Shipping Point.

Product No.	Acceptable Drum Types	Inside Diameter	Wt. (lbs.)	Price Ea.
HDC-235	Closed Head	23 13/16"	6	\$32.85
HDC-245	Open Head	24 1/2"	6	34.91
HDC-245-H	Open Head (with handle)	24 1/2"	6	39.85



Economy Rotating Drum Carts

- Simple, safe operation.

Handle is now included with this unit. Handle includes bung nut wrench and a built-in drum tipper to assist with liquid drainage. Rugged steel construction for 800 lb. capacity use. Painted finish. Easy assembly. FOB Shipping Point.

Product No.	Cap. (lbs.)	Wheel Size Description	Wt. (lbs.)	Price Ea.
HRDC-60-NC	800	None	46	\$178.91
HRDC-60-5-PU	800	5"-polyurethane	53	275.99
HRDC-60-5-PO	800	5"-polyolefin	46	226.85
HRDC-60-5-SS	800	5"-steel	60	248.88

HRDC-60-HDL Replacement Handle. Wt. 6 (lbs.) Price Ea. \$31.87
HRDC-60-DPN Optional Drip Pan. Wt. 3 (lbs.) Price Ea. \$73.87



Overhead Drum Lifter

This Overhead Drum Lifter is designed for lifting drums with an overhead crane or similar lifting device. Integral fork pockets are also included for transportation with forklift. Steel saddle is designed for use with 30 and 55 gallon steel, plastic, and fiber drums with a maximum diameter of 24 1/2". Unit comes complete with a ratchet strap for securely holding the drum in place. With a non-tilting style, this lifter is made for straight vertical lifting only. Capacity is 1,000 pounds. Features a durable yellow baked-in powder-coated toughness. FOB Shipping Point.

Product No.	Wt. (lbs.)	Price Ea.
HDRUM-LUG	151	\$536.96

DRUM HANDLING EQUIPMENT

Keg Dolly

- Smooth surface to minimize abrasion.
- Sunken bottom platform to diminish jostling.
- Lightweight/compact design for storing when not in use.

Moving heavy kegs is no longer strenuous work. Low profile design places the dolly low to the ground for simple loading and unloading. The circular design includes three casters to traverse a diverse set of surfaces as well as maneuver into exacting positions. Rolls on 3" x 1 1/4" poly-on-poly swivel stem casters. FOB Shipping Point.



POWDER COATED TOUGH



Product No.	Overall Width	Usable Width	Overall Height	Uniform Cap.	Wt. (lbs.)	Price Ea.
HKT-D-16-200-BL	26 3/4"	16 3/4"	5"	200 lbs.	21	\$135.99

Manual Drum Faucets

Quickly and easily dispense drum contents with our Drum Faucets. Padlock not included. Integral hook allows users to hang pail on faucet (51 pounds). FOB Shipping Point.

Polyethylene Drum Faucet, **HVDFT** is constructed of corrosion-resistant polyethylene. Handles viscous materials. Instant on/off control ensures fast, smooth flow.

The Jumbo Drum Faucets, **HJDFT** are ideal for dispensing viscous, non-corrosive flammables such as adhesives, paint, heavy oils, grease, and varnish.



HVDFT



HJDFT



Product No.	Description	Accommodates Bung Size	Wt. (lbs.)	Price Ea.
HVDFT*	Polyethylene (Manual Handle)	3/4"	1	\$7.49
HVDFT-6PKG*	Polyethylene (Manual Handle) - 6 Pack	3/4"	2	15.85
HJDFT*	Jumbo Plastic (Manual Handle)	2"	1	15.89
HJDFT-6PKG*	Jumbo Plastic (Manual Handle) - 6 Pack	2"	6	82.99

*Includes (3) three gaskets to fit different kinds of drums.



HDGS-A



HDGS-55-D



HDGD-55-D



48 Hours to Ship

The Drum Gripper

- Makes it easy to pick up 1 or 2 steel drums without leaving the fork truck.

Simply slip the forks into the fork tubes and the Drum Gripper is ready to go. The knuckle gripping system is lowered around the drum, gripped tightly and then lifted. Drum is automatically released by lowering the forks. Feature hinged folding design for storage. HDGS-A features adjustable-width arms for use with 55-gallon steel and plastic (with top ring or top ridge) drums. Welded steel construction for long life. Baked-in powder coated toughness. FOB Shipping Point.

Product No.	Cap. (lbs.)	Acceptable Drum Types	Overall Size W x D x H	Fork Pocket Center	Fork Pocket Size W x H	Wt. (lbs.)	Price Ea.
HDGS-A	800	1-30 and/or 55 gal.	27 3/4" x 35" x 7 1/2"	19 3/4"	7" x 1 3/4"	164	\$493.96
HDGS-55-D	1500	1-55 gal.	28" x 43 3/8" x 7 1/2"	20 1/2"	7 1/2" x 2 1/8"	115	458.99
HDGD-55-D	2000	2-55 gal.	46 1/4" x 43 3/8" x 9 3/4"	25 7/8"	7 1/2" x 2 5/8"	223	559.93

Heavy Duty Dolly

- Beefed up design for 2000 lb. capacity.
- Safely handles 55 gal. steel drums.

Easy rolling on 4" x 2" glass filled nylon casters. FOB Shipping Point.



HDRUM-HD

48 Hours to Ship



HDRUM-QUAD



HOCTO-55-CI

Multi-Purpose Quad Dollies

- Handles 30 or 55 gal. drums -- 5 gal. pails -- or LP gas tanks.
- Versatile dolly saves valuable time, energy and expense.

Works exceptionally well in many applications. Available in 2 models, one with hard rubber casters, 900 lbs. cap. and the other with cast iron casters, 1200 lbs. capacity. Also available in Three Tier style. FOB Shipping Point.

Octo Dolly

- Safely handles 55 gal. steel drums.
- Allows for maximum maneuverability.

Rolls smoothly on 8 - 4" swivel cast iron casters allowing the dolly to move in any direction. Hefty 2000 lb. capacity. FOB Shipping Point.

HEAVY DUTY DOLLY					
Product No.	Acceptable Styles	Cap. (lbs.)	Caster Style	Wt. (lbs.)	Price Ea.
HDRUM-HD	55 gal. steel	2000	Glass Filled Nylon	40	\$182.96
MULTI-PURPOSE QUAD DOLLIES					
HDRUM-QUAD-H*	5,30,55 gal. drums, LP tanks	900	Hard Rubber	22	114.85
HDRUM-QUAD-C*	5,30,55 gal. drums, LP tanks	1200	Cast Iron	24	119.92
HDRUM-QUAD-CS-SS*	Stainless Steel Material	900	Hard Rubber	24	307.95
*5 gal. pail, 30 or 55 gal. drums, LP tank.					
*Complete with 4' nylon pull strap.					
OCTO DOLLY					
HOCTO-55-CI	55 gal. steel	2000	Cast Iron	42	188.99

DRUM HANDLING

Lo-Truck

• Choice of hinged, rigid, or 3-way handle.

Ideal for moving open full barrels without spilling. Heavy duty wheels with a 3" swivel caster provides smooth movement and maximum maneuverability over all types of surfaces. All models are 33" overall width with a 27" opening width. All welded construction for longer life. For use with 55 gallon drums only. FOB Shipping Point.



LO-TRUCK					
Product No.	Running Gear	Height	Cap. (lbs.)	Wt. (lbs.)	Price Ea.
HCLT4	(2) 6 x 2" Mold-On Rubber Load Wheels (1) 3" Polyolefin Swivel Caster	38½"	1000	48	\$262.85
HCLT8	(2) 6 x 2" Steel Load Wheels (1) 3" Steel Swivel Caster	38½"	1200	50	293.13
HCLTP	(2) 6 x 2" Polyolefin Load Wheels (1) 3" Polyolefin Swivel Caster	38½"	1200	41	229.24

Wizard Drum Stands

• For mixing, draining, moving and storing drums.

The original MECO OMAHA Wizard is the most versatile unit of its kind. Handles retract into channel frame for storage. Handles extracted measure 64" and retracted measure 43½". Double welded construction. Handles 15, 30 and 55 gallon drums weighing up to 1000 lbs. Drums must be a minimum of 29" high for the chime hook to engage the drum. Available set up or knocked down. Orange enamel finish. FOB Shipping Point.



HW12-P

WIZARD DRUM STANDS					
Product No.	Wheels	Frame Height	Drain Height	Wt. (lbs.)	Price Ea.
HW12R	5" Hard Rubber	22½"	20½"	53	\$298.76
HW12SS	4" Steel	22"	20"	51	314.03
HW12P	5" Polyolefin	22½"	20½"	48	285.24
KNOCKED DOWN MODELS					
HW12R-KD	5" Hard Rubber	22½"	20½"	61	341.96
HW12SS-KD	4" Steel	22"	20"	59	359.10
HW12P-KD	5" Polyolefin	22½"	20½"	56	329.64
HW12H Replacement Oak Handle, Wt. 3 (lbs.), Price Ea. \$25.91					

Drum Dollies - for 55 gallon drums

A) Round Drum Dollies - Saves time, money and effort by making drums mobile.

B) 8-Wheel Drum Dolly - Features 8 casters that smoothly transport loads. All welded steel construction. Fits Drum Capacity of 55 gallon.

C) Outrigger Drum Dolly - 360° maneuverability. Protective steel outriggers over each casters.

D) Solid Deck Drum Dollies - Solid deck provides great overall support. Four heavy duty swivel casters for maximum maneuverability.

E) Triangular Drum Dolly - Low-Profile design makes loading and unloading safe and easy. No assembly required and casters are bolted to the frame for easy replacement.

FOB Shipping Point.

Product No.	Size	Swivel Casters	Height	Cap. (lbs.)	Wt. (lbs.)	Price Ea.
A) ROUND DRUM DOLLIES						
H435R	23¼" I.D.	2½" Polyolefin	5¼"	700	22	\$99.00
H435S	23¼" I.D.	2½" Steel	5¼"	900	24	135.79
H436R	23¼" I.D.	3" Polyolefin	5½"	900	22	103.36
H436S	23¼" I.D.	3" Steel	5½"	1200	25	149.48
B) 8-WHEEL DRUM DOLLY						
H836S	26⅞" L.	4" Steel	7"	2000	34	230.09
C) OUTRIGGER DRUM DOLLY						
H536-RG	23¼" I.D.	3" Polyolefin	6½"	900	22	128.69
D) SOLID DECK DRUM DOLLIES						
HSDD55R	23¼" I.D.	3" Hard Rubber	5½"	900	28	156.97
HSDD55S	23¼" I.D.	3" Steel	5½"	900	32	192.00
HSDD55R-H*	23¼" I.D.	3" Hard Rubber	5½"	900	30	167.61
HSDD55S-H*	23¼" I.D.	3" Steel	5½"	900	34	202.64
E) TRIANGULAR DRUM DOLLY						
HT3P	-	3" Polyolefin	5¼"	700	25	121.48

*Includes Zinc Electro-Plated Handle

Drum Caddy

• For drum handling ease with forklift.

Designed for safety, this drum caddy easily transports drums with your forklift. Steel band slips over drum and is fastened with a specially designed over center latch. Unique 5 x 3" pivoting fork stirrups will allow drums to tilt for ease of dispensing. For use with steel drums only. FOB Shipping Point.



DRUM CADDY				
Product No.	Drum Size	Cap. (lbs.)	Wt. (lbs.)	Price Ea.
HDC30	30 gal. 18 - 18½" Dia.	1000	18	\$108.27
HDC55	55 gal. 22 - 22½" Dia.	1000	20	118.64

Rock-It Barrel Lift and Drum Stands

• Drain and store 30 gallon and 55 gallon drums.


One worker can load the double welded Rock-It with safety and ease. Skid-resistor frame eliminates the possibility of the unit sliding away while loading, making this one of the safest units of its kind. The chime hook formed into the nose plate hooks over the barrel chime eliminating the danger of the barrel sliding off during loading. The HDS1, not equipped with wheels, is ideal for inexpensive permanent storage. Orange enamel finish. FOB Shipping Point.



HDS1

Skid-resistor Frame

ROCK-IT BARREL LIFT AND DRUM STANDS						
Product No.	Load Wheels	Swivel Casters	Size L x W x H	Drain Height	Wt. (lbs.)	Price Ea.
WITHOUT HANDLE						
HDS1	None	None	30 x 18 x 20½"	18½"	28	\$126.31
HDS2	(2) 4" Steel	(2) 2½" Steel	30 x 22 x 22"	20½"	35	190.34
HDSR	(2) 5" Rubber	(2) 3" Polyolefin	30 x 22 x 22½"	20½"	36	171.19
HDSP	(2) 5" Polyolefin	(2) 3" Polyolefin	30 x 22 x 22½"	20½"	34	162.04
WITH ZINC ELECTRO-PLATED HANDLE						
HDS1-H	None	None	36½ x 18 x 20½"	18½"	33	159.76
HDS2-H	(2) 4" Steel	(2) 2½" Steel	36½ x 22 x 22"	20½"	40	223.63
HDSR-H	(2) 5" Rubber	(2) 3" Polyolefin	36½ x 22 x 22½"	20½"	41	202.00
HDSP-H	(2) 5" Polyolefin	(2) 3" Polyolefin	36½ x 22 x 22½"	20½"	39	195.46
HDSH Zinc Plated Replacement Handle and Hook, Wt. 5 (lbs.), Price Ea. \$29.04						
HDSHP Drip Pan, 12 x 12" ID, Wt. 9 (lbs.), Price Ea. \$56.78						



Steel surcharge may apply.

DRUM STORAGE



Drum Storage Racks

- Designed for orderly handling, selective storage and removal of 30 gal. and 55 gal. drums.
- Made of heavy duty steel angles for super strength.


Simply bolt four vertical legs to individual levels, attach x-bracing and rack is ready to accept drums. Shipped K.D. in carton. Convenient forklift entry front and rear. HDR4, HDR6-2H racks have 18" drain height. FOB Shipping Point.

Product No.	Cap. (lbs.)	No. Levels	Size H x W x D	Wt. (lbs.)	Price Ea.
HDR3	2400	3	70 x 33 x 34"	163	\$556.69
HDR4	3200	2	48½ x 60 x 34"	162	\$556.21
HDR6-2H	4800	2	48½ x 85½ x 34"	210	\$731.84
HDR6-3H	4800	3	70 x 60 x 34"	230	\$773.39
HDR9	7200	3	70 x 85½ x 34"	302	\$1,020.91

Portable Drum Racks


- Racks stack 4 high and provide four way access with a forklift.
- All welded racks are made of rectangular steel tubing.

Use your forklift to move and store drums. Drum cradles are ¼" formed steel. Individual racks may be loaded or unloaded...one rack or the entire stack may be moved. (HPDR3 racks have two way forklift access...recommended not to be moved stacked more than 2 racks high.) FOB Shipping Point.



Size H x L x D	Cap. (lbs.)	Drum Cap.	Product No.	SET-UP Wt. (lbs.)	Price Ea.	Product No.	K.D. Wt. (lbs.)	Price Ea.
12½ x 45½ x 30"	1600	2	HPDR2	45	\$239.57	HPDR2-KD*	51	\$328.27
12½ x 71½ x 30"	2400	3	HPDR3	70	\$366.79	HPDR3-KD*	76	\$515.25

*HPDR3-KD ships in two cartons.




Steel surcharge may apply.

DRUM Pallet Racks

- Heavy duty cross beams are adjustable every 2" along the upright frame.
- Portable drum cradles are made of 1¼" tubing to prevent premature drum wear.

High capacity drum storage with these all welded 3" structural channel upright frames. Cradles included with each rack and are easily removable to allow palletized material. Shipped K.D. FOB Shipping Point.



CRADLES included with each rack and are easily removable to allow palletized material.

Description	Cap. (lbs.)	Size H x W x D	Product No.	STARTER Wt. (lbs.)	Price Ea.	Product No.	ADD-ON Wt. (lbs.)	Price Ea.
3 Level/12 Drum	14475	84 x 105 x 36"	HDPR12	480	\$1,571.60	HDPR12-A	417	\$1,394.67
4 Level/16 Drum	19300	120 x 105 x 36"	HDPR16	655	2,097.84	HDPR16-A	563	1,860.81

HDPRC Drum Cradle 12 x 36" Wt. 11 (lbs.) Price Ea. \$53.55

DRUM TRUCKS



A) The Comet Drum Truck

- This quality self-stander features a replaceable floating spring loaded axle for easy breaking back drums.
- Stands alone without a kickstand.

Rugged 1 1/4" O.D. steel frame is double welded for extra strength. Chime hook handles both steel and fiber drums. Beveled toes are replaceable. Handles 1,000 lbs. FOB Shipping Point.

Product No.	Wheel Description	Hgt.	Width Handle	Nose	Wt. (lbs.)	Price Ea.
H29VR	10 x 2 1/2" moldon rubber	61"	23"	16 1/2"	81	\$594.61
H29SS	10 x 2 1/2" steel	61"	23"	16 1/2"	84	632.25
H29P	10 x 2 1/2" plain bore polyolefin	61"	23"	16 1/2"	60	505.72

B) The Economy Drum Truck

- Features 1 1/4" O.D. steel frame, all double welded construction for long life.
- Complete with all steel wedge toes, and beveled for easy loading.

Sliding chime hook adjusts for 30 and 55 gal. drums. Rolls smoothly on 10 x 2 1/2" plain bore polyolefin wheels. Measures 61"H x 25 1/2"W. 1000 lb. capacity. Ships via UPS. FOB Shipping Point.

H62P Wt. 50 (lbs.) Price Ea. \$301.46

Steel surcharge may apply.

The Tandem and Drainer Drum Truck

- Two trucks that let you leave the drum right on the truck...without operator support.
- Perfectly balanced for simple breaking back over rear wheels...ideal for pallet loading and unloading.

Dual purpose chime hook (tandem only) handles both steel or fiber drums. Trucks stand upright both loaded and unloaded. Adjustable chime hook. Husky trucks handle up to 1,000 lbs. Drainer style designed to dispense liquids from 55 gal. drum into a 5 gal. container. 14" drain height. FOB Shipping Point.

Wheel Description	Size H x W	Product No.	A) Tandem Wt. (lbs.)	Price Ea.	Product No.	B) Drainer Wt. (lbs.)	Price Ea.
2 - 10 x 2 1/2" moldon rubber	62 x 25"	H74VR	83	\$567.69	H45VR	89	\$587.13
2 - 6 x 2" moldon rubber							
2 - 10 x 2 1/2" steel	62 x 25"	H74SS	87	643.85	H45SS	93	652.58
2 - 6 x 2" steel							
2 - 10 x 2 1/2" plain bore polyolefin	62 x 25"	H74P	58	437.69	H45P	64	432.34
2 - 6 x 2" plain bore polyolefin							

HKSK Optional welded kickstand for "straight-up" storage. Add \$19.67



AFFORDABLE AND DURABLE.

C) The Challenger Drum Truck

- Balanced to stand upright, without support to save space and prevent accidental tripping.
- Drum is held securely to truck's frame.

Features unique chime hook that handles either steel or fiber drums. Tough, heavy duty construction holds up under rough use . . . easily handles up to 1,000 lbs. Rolls smoothly on 10" x 2 1/2" moldon rubber wheels with 1" roller bearings. Stands 59"H x 24 1/2"W. FOB Shipping Point.

H23VR Wt. 75 (lbs.) Price Ea. \$488.10

D) The Hustler Drum Truck

- Provides perfect balance for loading and moving steel or fiber drums.
- Small rollers behind the toes speed loading and unloading from pallets.

Drum is held securely in place with chime hook. Heavy duty construction means long life and 1,000 lb. capacity. FOB Shipping Point.

Product No.	Wheel Description	Size H x W	Wt. (lbs.)	Price Ea.
H68VR	10 X 2 1/2" moldon rubber	59 x 24 1/2"	71	\$454.22
H68SS	10 x 2 1/2" steel	59 x 24 1/2"	74	503.25
H68P	10 x 2 1/2" plain bore polyolefin	59 x 24 1/2"	50	316.72



Trucks stand upright both LOADED and UNLOADED.

STAINLESS STEEL & ALUMINUM DRUM HANDLING EQUIPMENT



WESCO
Industrial Products, LLC

Aluminum Drum Truck with Hand Brake

- Great for loading and moving steel, poly and fiber drums.

Chime hooks adjust for 30 and 55 gallon drums. Drum is held securely in place with standard spring loaded chime hooks that automatically engages closed head steel, fiber or poly drums. Rolls smoothly on 12" pneumatic front wheels and 6" mold-on rear wheels. Includes a disc wheel brake that is activated by a hand lever. 1,000 lb. weight capacity. Measures 25 3/4" W x 60" H x 18 1/2" D. FOB Shipping Point. H240120 Wt. 60 (lbs.) Price Ea. \$1,495.24



Steel and aluminum surcharges may apply.

Stainless Steel Combination Drum and Hand Truck

- Popular frame that allows one or two hand controls.

Features a swept back continuous handle with a curved back design. Includes four horizontal cross straps and a vertical center strap that provides support for small packages. Rolls smoothly on non-marking 8 x 2" polyurethane tread on a polypropylene hub, non-marking wheels with stainless sealed 3/4" precision ball bearing hubs. 600 lbs. weight capacity. Measures 20 1/2" W. x 48" H. x 18 1/2" D. FOB Shipping Point.

H210352 Wt. 34 (lbs.) Price Ea. \$1,375.31



Stainless Steel Knockdown Drum Truck - US. Pat. No. 9,302,688

- UPSable - KD and boxed.
- Durable 304 Stainless Construction.
- Handles 30, 55 and 85 gallon drums.

Two models to choose from. H240019 handles steel drums and includes replaceable stainless milled toes. H240020 handles poly drums and includes replaceable stainless feet. Each model includes handle, frame, base, kickstand, axle, wheel and chime hook. H240020 also includes a stainless belt buckle. All parts are removable and interchangeable among all models. Rolls smoothly on 10" Polyolefin wheels. Foot operated break-over assist bar provides extra leverage to tilt and balance the load. Optional Third Wheel swivel caster allows your load to stand in a tilted position with an ergonomic design allowing for better load support. FOB Shipping Point.



H240019

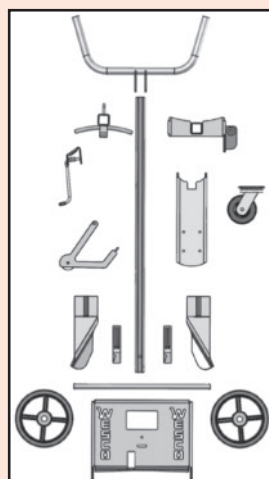
H240020



H240020 with 3rd Wheel Option



H240211



Removable and Interchangeable Parts

STAINLESS STEEL KNOCKDOWN DRUM TRUCK					
Product No.	For Use With	Cap. (lbs.)	Belt	Wt. (lbs.)	Price Ea.
H240019	Steel Drums	1000	None	66	\$2,439.06
H240020	Poly Drums	1000	Stainless Buckle	75	2,400.70


H240211 Third Wheel Option Wt. 14 (lbs.) Price Ea. \$343.69

Stainless Steel Universal Drum Lifter

- 304 Stainless Steel.

Unique design of this Stainless Steel Universal Drum Lifter allows for the loading or removal of drums into overpacks with the use of a hoist. Works on open and closed head standard steel or poly drums with a least a 3/8" chime. Lifting arms are adjustable to work with most 30 or 55 gallon drums. A three-point contact of the lifting arms prevent or minimizes deformation of the drum and provides more secure lifting. 1,000 lbs. capacity. FOB Shipping Point.

H240063 Wt. 21 (lbs.) Price Ea. \$1,427.40



Stainless Steel Drum Dollies

- Welded 304 Stainless steel construction.

By Wesco's stability advantage design, casters are mounted past the dolly and drum rim. Casters are mounted further apart than standard designs with casters completely underneath the drum and closer together. The further the casters are apart the greater the stability. Dollies are ideal for clean rooms, pharmaceutical, food, and wash down applications. Fits 30 gallon drums. Inside dimension measures 19". FOB Shipping Point.



H240192

STAINLESS STEEL DRUM DOLLIES				
Product No.	Caster Rig	Caster Description	Wt. (lbs.)	Price Ea.
H240192	4 Swivel, Zinc Plate	Hard Rubber	20	\$158.91
H240193	4 Swivel, Stainless	Hard Rubber	20	260.16
H240194	4 Swivel, Stainless	White Polypropylene	18	282.15

Heavy Duty Stainless Steel Faucet

- .75" NPT connection.
- PTFE gasket.

Adjustable shank designed to easily adjust to proper drain position after installing in drum. Made in Taiwan. FOB Shipping Point.

H272038 Heavy Duty Stainless Faucet.

Wt. 1.5 (lbs.) Price Ea. \$202.32

H272038

Internal flame arrestor FM APPROVED for use with oils (under 30 SAE) and non flammables, compatible with stainless steel.



Stainless Steel Rotary Pump

- 304 Stainless steel pump body.

Made from corrosion resistant materials. 304 Stainless steel pump body, dispensing spout and three piece suction tube. PTFE vanes are compatible with solvents, oils and mild corrosive fluids. 2" NPT bung adapter fits 15, 30 and 55 gallon drums. Always use a ground wire. 40°F Minimum temperature rating and 140°F maximum. UPS shippable. Made in Taiwan. FOB Shipping Point.

H272397 Stainless Steel Rotary Pump Wt. 13 (lbs.) Price Ea. \$450.59



DRUM HANDLING EQUIPMENT

Steel Drum Trucks

- Made of industrial strength, heavy duty 1" structural pipe frames.
- All joints double welded.

All trucks can be stored in the upright position. Safe, one-man handling of heavy 55 gal. drums. Features vinyl hand grips. FOB Shipping Point.

**5 Year
Frame
Warranty**



**Steel
surcharges
may
apply.**



H30BT Dispensing

A) H20BT

D) H15BT

F) H30BT

A) Floating Axle Ergonomic Drum Truck

Easiest drum truck for one person to handle. Floating axle reduces effort required to break over and balance the load. Chime hook can be stored at the top of frame. Self-standing. Replaceable hard double-beveled nose prongs.

A) FLOATING AXLE ERGONOMIC DRUM TRUCK					
Product No.	Cap. (lbs.)	Wheel Description	Overall Size W x H	Wt. (lbs.)	Price Ea.
H20BT	1000	10 x 2.5" moldon rubber	23.75 x 61"	74	\$450.59
H20BTW	1000	10 x 2.25" polyolefin	23.75 x 61"	59	\$396.59

B) Economy Series Drum Truck (not shown)

Affordable and durable. Angular steel base design. Kickstand. 24"W. at handle. 16.25"W. at nose.

B) ECONOMY SERIES					
Product No.	Cap. (lbs.)	Wheel Description	Overall Size W x H	Wt. (lbs.)	Price Ea.
H5BT	1000	10 x 2.5" moldon rubber	24.5 x 62"	68	\$362.51
H5BTW	1000	10 x 2.25" polyolefin	24.5 x 62"	53	\$339.17

C) Standard Series (not shown)

Machined steel load wheels behind nose prong help ease the lifting of drum. Classic single bar frame design. Kickstand. 24"W. at handle. 16.25"W. at nose.

C) STANDARD SERIES					
Product No.	Cap. (lbs.)	Wheel Description	Overall Size W x H	Wt. (lbs.)	Price Ea.
H10BT	1000	10 x 2.5" Moldon Rubber	24.5 x 62"	64	\$515.44
H10BTW	1000	10 x 2.25" polyolefin	24.5 x 62"	50	\$492.11

Poly Drum Trucks

A) Standard Poly Drum Truck

Handles all poly and fiber drums except overpacks. Features replaceable "feet" and belt. Wide "feet" and belt eliminate the risk of drums being punctured by nose prongs and chime hooks. Floating axle reduces effort required to break over and balance the load. 23.5"D. Patented design. FOB Shipping Point.

Handles all polydrums except overpacks. 6" x 1.5" rear wheel. Patented design. FOB Shipping Point.

A) STANDARD POLY TRUCK					
Product No.	Cap. (lbs.)	Wheel Description	Overall Size W x H	Wt. (lbs.)	Price Ea.
H40BT	1000	10 x 2.5" Moldon Rubber	23.5 x 59.5"	82	\$518.53
H40BTW	1000	10 x 2.25" Polyolefin	23.5 x 59.5"	67	\$464.21

B) Overpack Poly Drum Truck (not shown-similar in appearance to (A))

Recommended primarily for handling of 85 gallon overpacks. Long belt allows truck to handle all poly drums. Replaceable "feet" and belt. Wide "feet" and belt eliminate the risk of drums being punctured by nose prongs and chime hooks. Floating axle reduces effort required to break over and balance the load. 23.5"D. Patented design. FOB Shipping Point.

B) OVERPACK POLY TRUCK					
Product No.	Cap. (lbs.)	Wheel Description	Overall Size W x H	Wt. (lbs.)	Price Ea.
H45BT	1000	10 x 2.5" Moldon Rubber	23.5 x 59.5"	82	\$509.91
H45BTW	1000	10 x 2.25" Polyolefin	23.5 x 59.5"	67	\$479.83

D) Deluxe Series

Four wheel design enable user to quickly and easily load and unload drums from pallet. Rear 6" wheels stabilize the load for effortless transport. Replaceable hard double-beveled nose prongs. Self-storing chime hook. Kickstand. 16.25"W. at nose.

D) DELUXE SERIES					
Product No.	Cap. (lbs.)	Wheel Description	Overall Size W x H	Wt. (lbs.)	Price Ea.
H15BT	1000	10 x 2.5" moldon rubber	24 x 60"	79	\$480.93
H15BTW	1000	10 x 2.25" polyolefin	24 x 60"	61	\$409.57

E) Ergonomic Drum Truck (not shown-similar to (D) but with rear swivel casters)

Ergonomic swivel caster design reduces operator muscle strain and fatigue. Swivel casters allow for smooth and tight turns in congested areas and provide 4 wheel support. Not recommended for use with pallets. Replaceable hard double-beveled nose prongs. Kickstand. 16.25"W. at nose. Capacity 1000 lbs. Wheels are 10 x 2.5" moldon rubber. Overall size 24"W x 60"H.

H15BTC, Wt. 79 (lbs.), Price Ea. \$522.71

F) Drum Truck w/Drain Stand

Multi-functional drum truck allows four wheel drum handling and acts as a drum cradle for storage or dispensing. Frame clearance for dispensing into 5 gal. pails. Real axle allows for loading and unloading of drums from pallets. Kickstand. 16.5" drain height.

F) DRUM TRUCK W/RAIN STAND					
Product No.	Cap. (lbs.)	Wheel Description	Overall Size W x H	Wt. (lbs.)	Price Ea.
H30BT	1000	10 x 2.5" moldon rubber	24 x 56.5"	82	\$409.37
H30BTW	1000	10 x 2.25" polyolefin	24 x 56.5"	66	\$335.64



C) H50BT

A) H40BT

A) H40BT

C) Poly Truck w/Drain Stand

Use as a poly drum truck and as a convenient drain stand. Wide "feet" and belt eliminate the risk of drums being punctured by nose prongs and chime hooks. Handles all polydrums except overpacks. 6" x 1.5" rear wheel. Patented design. FOB Shipping Point.

C) POLY TRUCK W/RAIN STAND					
Product No.	Cap. (lbs.)	Wheel Description	Overall Size W x H	Wt. (lbs.)	Price Ea.
H50BT	1000	10 x 2.5" Moldon Rubber	23.75 x 58"	86	\$445.24
H50BTW	1000	10 x 2.25" Polyolefin	23.75 x 58"	65	\$363.16

DRUM HANDLING EQUIPMENT

WESCO
Industrial Products, LLC

PolyJaws Drum Grip

- Works on poly drums that have at least a 3/16" top lip.
- Fork truck driver does not have to leave cab to engage or disengage drum.

Handles most 55 and 30 gal. poly drums. 1000 lb. capacity. Ships KD and boxed via UPS. Fork pocket size 5.375" x 1.5". Orange in color. FOB Shipping Point.

HPJ Wt. 37.5 (lbs.) Price Ea. \$530.49



Combination Drum & Hand Truck

- Dual purpose truck can be used as a hand truck or drum truck.
- Chime hook works with 55 & 30 gal. drums. Curved frame accommodates 5 gal. pails and kegs.

Handles loads up to 800 lbs. Measures 19.75"W. x 48"H. x 15"D. FOB Shipping Point.

H156DH-Z 10" x 2.75" Semi-Pneumatic Tires.

700 lb. cap. Wt. 39 (lbs.) Price Ea. \$296.69

H156DH-HB 8" x 2" Moldon Rubber Tires.

800 lb. cap. Wt. 42.5 (lbs.) Price Ea. \$257.86



Steel or aluminum surcharges may apply.

Drum Grabs

- Features all welded steel construction for durability.
- The safe and cost effective way to move steel drums.

Non-Adjustable Drum Grabs...designed for use with 55 gal. steel drums. FOB Shipping Point.

Adjustable Drum Grabs...handles 55 or 30 gal. steel drums. Features replaceable cast pieces. FOB Shipping Point.



DRUM GRABS NON-ADJUSTABLE DRUM GRABS					
Product No.	Handles	Cap. (lbs.)	Fork Pocket ID	Wt. (lbs.)	Price Ea.
HDJ-55	1-55 gal. drum	1500	5.5 x 2"	145	\$668.52
HDJ-255	2-55 gal. drums	1500	7 x 2.25"	230	1,168.27
ADJUSTABLE GRABS					
HADJ-53	1-55 gal., or 1-30 gal. drum	1500	5.5 x 2"	135	674.16

Gator Grip Drum Grab

- Exclusive patent Auto Grip Lock automatically locks the grip jaws closed. Won't drop drum, even over rough terrain.
- Can be used with steel, fiber and poly drums without having to make any adjustments.



Superior gripping action holds drums tight even over rough terrain. Handles drums up to 1,000 lbs per grip. Can be used with open or closed head drums. Allows lifting and placing drums in tight spots. Lifts drums from the top of center to minimize the risk of damage. Mounts easily on forks -- just hand tighten lock screws and no tools required. FOB Shipping Point.

HEGG-1 One Drum Capacity Wt. 126 (lbs.) Price Ea. \$1,035.84

HEGG-2 Two Drum Capacity. Wt. 208 (lbs.) Price Ea. \$1,825.46



Open Head Drum Lifter

- Works on open and closed head drums.

For use with standard steel or poly drums with at least 3/8" chime. Lifting arms are adjustable to work with most 55 or 30 gallon drums. Three-point contact of the lifting arms prevents or minimizes deformation of the drum and provides more secure lifting. FOB Shipping Point.



OPEN HEAD DRUM LIFTER				
Product No.	Overall Size	Cap. (lbs.)	Wt. (lbs.)	Price Ea.
H240038	29 1/2 x 5 1/2 x 29 1/2"	1000	18	\$234.33

Standard Drum Cradle

- Economical and convenient way to tip, drain and store 55 gal. drums.
- Simple and easy for one person to use.

Units available with 2.5" polyolefin wheels, self-storing load tipping lever and swivel casters. Shipped KD and boxed via UPS. Quick and easy to assemble. FOB Shipping Point.



DRUM CRADLES						
Product No.	Cap. (lbs.)	Wheel Position	Tipping Lever	Size L x W x H	Wt. (lbs.)	Price Ea.
HCW-10	600	Inboard	Yes	32.5 x 19.5 x 15"	29	\$155.96
HCWO-10	600	Outboard	Yes	32.5 x 19.5 x 15"	32	159.11
HCWS-10	600	Inboard	Yes	32.5 x 19.5 x 15"	37	205.66
2 swivel casters						

Value Grabs

- Durable construction features.
- Economically priced.

Lifts and moves steel drums up to 1000 lbs. FOB Shipping Point.



VALUE GRABS SINGLE DRUM GRAB						
Product No.	Handles	Jaws	Cap. (lbs.)	Fork Pocket ID	Wt. (lbs.)	Price Ea.
HSV-55	1-55 gal. drum	Non-adjustable	1000	5.5 x 2"	121	\$303.79
HSVG-53	1-55 gal., or 1-30 gal. drum	Adjustable	1000	5.5 x 2"	115	473.11
DOUBLE DRUM GRAB						
HDAVG-253	2-55 gal., or 2-30 gal. drums	Adjustable	1000	7 x 2.5"	194	667.87

ERGONOMIC DRUM HANDLERS



WESCO
Industrial Products, LLC



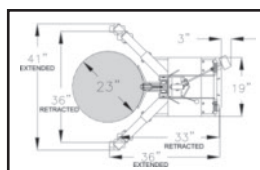
Patented Gator Grip® Head

- Exclusive patent-pending Auto Grip Lock automatically locks the grip jaws closed.
- The Auto Grip Lock won't open, even over rough terrain.

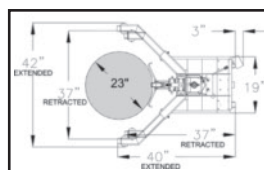
The ergonomic solution for lifting, transporting and placing drums on spill pallets. No need for the operator to touch the drum to raise, transport and lower. Features 1100 lb. capacity hydraulic jack for easy lifting of steel, poly and fiber drums -- lifts 1" per stroke. Spring loaded grip holds any rimmed drum. Handles most 30, 55 and 85 gal. drums. Ergonomic design allows drums to be easily raised 20" above the floor. Swivel 5" x 2" phenolic casters for easy movement. Choose from five models - Standard, High Reach, Scale, Power Lift and Power Lift & Drive. FOB Shipping Point.



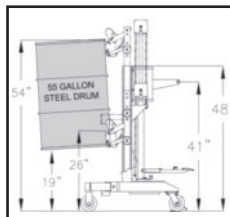
ERGONOMIC DRUM HANDLER					
Product No.	Description	Min Lift Height	Max Lift Height	Cap. (lbs.)	Wt. (lbs.)
H240150	Standard Handler	26"	54"	1100	356
H240154	High-Reach Handler	26"	73"	1100	376
H240155	Handler with Scale	26"	54"	1100	356
H240156	Handler with Power Lift	25"	73"	1100	531
H240157	Handler with Power Lift and Drive	25"	73"	1100	691
					Price Ea.
					\$3,412.99
					4,248.31
					6,605.23
					6,612.24
					12,453.31



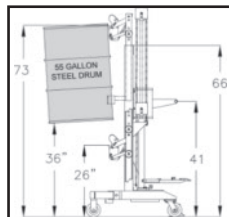
H240150/H240154 Schematic



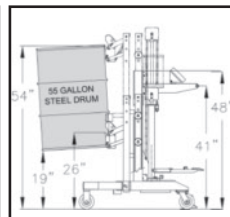
H240155 Schematic



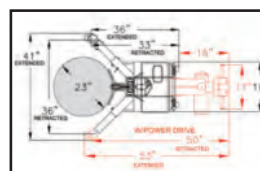
H240150 Schematic



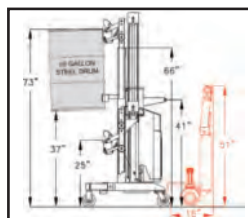
H240154 Schematic



H240155 Schematic



H240156/H240157 Schematic



H240156/H240157 Schematic

Steel surcharges may apply.



ECONOMICAL DRUM PUMPS



A



B

Adjustable Chemical Pumps

- Four setting snap-on adapter tube lets you dispense accurate portions with each stroke, without measuring.
- Resistant to acids and chemicals.

Polypropylene body is excellent for most acids and chemicals, especially where overfilling and underfilling might be dangerous. Prevents dripping with added 360° rotating spout safety feature. Pumps fit 3/4" and 2" bungs. FOB Shipping Point.

Ltr. No.	Product No.	Max Ounces Per Stroke	Wt. (lbs.)	Price Ea.
A	H6008	8	1	\$14.71
B	H6009	16	1	21.09

Plastic Siphon Pumps

- Easy bellow operation pumps to higher level, siphons to lower level.
- Compatible with water-based chemicals, mild corrosives, detergents and petroleum based fluids.
- Durable polyethylene construction. Fits 2" NPT bung in 15, 30 or 55 gal. drums. FOB Shipping Point.

Product No.	Pump	GPM	Wt. (lbs.)	Price Ea.
H4005	PE	5	1	\$11.29
H4006	PE	7	1	16.07
H4008	PVC & PE	7	1	16.64

2" Ergo Faucet

- Fits all standard 2" drum openings.
- Made of virgin polyethylene and easily handles viscous materials.

Faucet shoulder and gasket provide a positive leak-proof seal. Gasket is made of EPT material. FOB Shipping Point. H2ERGO Wt. 2 (lbs.) Price Ea. \$14.57

Call For
Chemical
Compatibility

Plastic Drum Faucet With Pail Hook

- Spout ring allows easy attachment of hose.
- Faucet front hook conveniently holds pails and buckets.
- Lockable handle restricts access to unwanted individuals.
- Unique design controls dispensing speed.
- Optional liquid level valve available. FOB Shipping Point.

Product No.	Opening	Wt. (lbs.)	Price Ea.
HYPE3/4	3/4"	1	\$3.09
HYPE2	2"	1	16.23



\$29 minimum
order on this page.

PVC Hand Pump

- All-purpose hand action pump is ready for a variety of pumping chores.
- Fits 15, 30, and 55 gallon drums with standard 2" PVC bung adapter.

Rugged design handles up to 22 oz. per stroke and includes 36" discharge hose for the complete package. FOB Shipping Point.

Product No.	Ounces Per Stroke	Discharge Hose	Wt. (lbs.)	Price Ea.
H506	8	21"	2	\$30.71
H507	22	36"	3	53.63



High Speed Rotary Pump

- Designed for transferring petroleum fluids.
- Can empty a 55 gal. drum in less than 2 minutes.

Features a lightweight aluminum body, steel suction tube, polyethylene discharge tube and 2" IPS adjustable bung adapter. FOB Shipping Point. H9005H/T Wt. 11 (lbs.) Price Ea. \$193.30



PVC Barrel Pumps

PVC Pump
Economical and reliable. Delivers 8 oz. per stroke. Includes 22" PVC extension tube and PVC piston. For water and other nonflammable liquids with drip resistant spout. FOB Shipping Point.

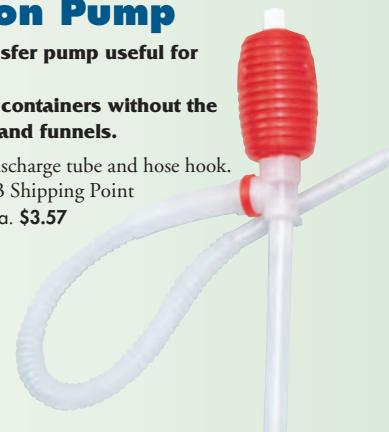
PVC Pump
Pumps 22 oz. per stroke for quick and efficient performance. All PVC constructed frame has 38" long pump body so no extension tube is needed. For water and other nonflammable liquids with drip resistant spout. FOB Shipping Point.

Product No.	Ounces Per Stroke	Wt. (lbs.)	Price Ea.
H505	8	2	\$30.71
H504	22	3	53.63

Bulb Siphon Pump

- Small container transfer pump useful for quick jobs.
- Fits one-to five-gal. containers without the need for drum taps and funnels.

Furnished with flexible discharge tube and hose hook. Flow rate is 2 GPM. FOB Shipping Point. H4007 Wt. 1/2 (lbs.) Price Ea. \$3.57



HIGH VOLUME DRUM PUMPS



**SELF-PRIMING,
EASY-TURNING CRANK**
delivers 10 gallons per minute.

Oil Pumps

- Cast iron constructed for dispensing and transfer of pumping fuel oil, lubricating oil, antifreeze and other non-corrosive liquids.

Self-priming, easy turning hand crank delivers 10 GPM. Sliding vane type design has carbon vanes. 1" NPT pipe suction tube. Steel construction tube adjusts 22" - 40" for maximum versatility. FOB Shipping Point.

H3005 Wt. 11 (lbs.) Price Ea. \$57.47



Call For
Chemical
Compatibility

Polypropylene Rotary Pumps

- Polypropylene construction is ideal for most organic acids, waxes, alcohol's and detergents.
- Self-priming easy turning hand crank delivers 8 GPM.
- Includes 3 piece 40"L suction tube. FOB Shipping Point.

H3003 Wt. 4 (lbs.) Price Ea. \$100.96



Ryton Rotary Drum Pump

- Ryton built pump for dispensing and transfer-pumping aggressive compatible chemicals such as esters, ketones, alcohol, bases and hydrocarbons.

Sturdy hand crank delivers 6 GPM. Includes 1 1/4" x 40" long 3-piece O.D. stainless steel discharge set and 2" chemical resistant coated bung adapter. Viton lip seal and O-rings. FOB Shipping Point.

H3004 Wt. 6 (lbs.) Price Ea. \$141.37



Steel Barrel Pumps



Stainless Steel Pump

Ideally suited for acids and corrosive chemicals. 316 stainless steel piston construction with PTFE components for strengthened resistance. Dispenses 8 oz. per stroke. Includes 22" PTFE extension tube and plunger. Delrin bung adapter. Optional pail adapters. FOB Shipping Point.

Steel Pump

Economical and durable pump for use with detergents and other liquids compatible with steel and polyethylene. Efficient 8 oz. per stroke. Comes with 22" polyethylene extension tube and piston. Optional pail adapters. FOB Shipping Point.

Product No.	Description	Wt. (lbs.)	Price Ea.
H316T	Stainless Steel	3	\$107.13
H1460	Steel	3	26.63



High Volume Transfer Pump

- Heavy duty transfer pumps handle many non-flammable fluids compatible with pump component materials.
- Pumps are ready for use -- no assembly required.

All pumps include 5' of discharge tubing. For use with acids, alkalies, chlorines, detergents, waxes, etc. Call for chemical compatibility. FOB Shipping Point.

Ltr. No.	Product No.	Pump Body	Internal Parts	Discharge Tubing	Wt. (lbs.)	Price Ea.
A	HACT16ESS	316SS	316SS & PTFE	EPDM	18	\$1,073.37
B	HACT12NSS	316SS	316SS & PTFE	EPDM	11	1,071.83

Rotary Fuel Transfer Pump FM-Rated

- FM approved rotary hand operated drum pump.
- 10 GPM.
- Ideal for dispensing gasoline, diesel fuel, kerosene and similar petroleum products.
- 8 Foot Hose, Non-Sparking nozzle and holder. Flame arrestor and vacuum break.

Ideal for trucks, farms, and industrial use. 2" Bung adapter included. FM Certified. Fits 15-55 gallon drums. FOB Shipping Point.

HFM-81 Wt. 23 (lbs.) Price Ea. \$294.41



Aluminum Drum Wrench

- Non-sparking cast aluminum.
- Opens most 2" and 3/4" drum plugs.
- Hardened for increased strength.

FOB Shipping Point.

HAL-BW Wt. 2 (lbs.) Price Ea. \$17.04



Barrel Pump Packages

Pumps at a rate of 35 GPM and have a seal-less design which allows for run-dry capability. Variable speed motors allow for controlled dispensing. 35 feet of head, 1500 cps. Comes complete with 6' of hose, nozzle, mounting bracket and 2" bung adapter. 39" tubes for drums and 47" tubes for totes. FOB Shipping Point.

Polypropylene Body

- Ideal for use with Hydrochloric Acid, Nitric-20% Acid, Acetic Acid and Sulfuric Acids. Offered with compatible inline flow meter -call for details.

Product No.	Motor Type	Intake Tube	Wt. (lbs.)	Price Ea.
H7400	110V Electric	39"	19	\$1,277.34
H7402	110V Electric	47"	21	1,290.37

316 Stainless Steel Body

- Ideal for use with Machine Oils, Transmission Fluids, Boric Acid, Ethylene Glycol, and Potassium Chlorate. Available with electric motor.

Product No.	Motor Type	Intake Tube	Wt. (lbs.)	Price Ea.
H7410	110V Electric	39"	26	\$1,733.53
H7412	110V Electric	47"	28	1,798.70

PVDF Body

- Ideal for use with Sulfuric Acid (66 Baume), Propionic Acid, Nitric Acid-98% and Hydrofluoric Acid. Offered with compatible inline flow meter -- call for details.

Product No.	Motor Type	Intake Tube	Wt. (lbs.)	Price Ea.
H7420	110V Electric	39"	24	\$1,883.44
H7422	110V Electric	47"	26	1,909.50

EASY ACTION PUMPS



A) Double Diaphragm Pump

- Double-action piston pump for durability.
- Ideal for dispensing gasoline, diesel fuel, and similar petroleum products.

Steel and aluminum, telescoping intake tube from 22" to 39". 8' Discharge hose, delivers approximately one gallon per ten strokes for model HDD-10 and one gallon per eight strokes for HDD-8. Longwearing. FOB Shipping Point.

HDD-8 Wt. 15 (lbs.) Price Ea. \$176.14

HDD-10 Wt. 15 (lbs.) Price Ea. \$172.71

B) Polypropylene Drum Pumps

- FDA approved materials. • 3 yr. warranty on parts.
- Perfect for: acids, corrosives, oils, thick liquids.

Standard Straight Spout. Approx. 15 oz. delivery per stroke. Anti-pumping/child safety device. Outlet spout swivels to prevent drips. Full range of drum attachment fittings available -- call dealer for more information. Suitable for drum sizes 5, 30, 55 and IBC totes.. FOB Shipping Point.

HEZ5 Fits 5 gal. drum. Wt. 3 (lbs.) Price Ea. \$67.21

HEZ30 Fits 30 gal. drum. Wt. 4 (lbs.) Price Ea. \$70.76

HEZ55 Fits 55 gal. drum. Wt. 4 (lbs.) Price Ea. \$102.46

HEZTOTE Fits IBC totes. Wt. 5 (lbs.) Price Ea. \$146.79

C) High Viscosity Pump

- Pumps 32oz. per stroke and can be used with paraffin, motor oil, cutting oil and many viscous lubricants.

Durable and affordable. Ideal for use with high-viscosity liquids. Features high angle discharge spout with screen and normal curved discharge spout. Telescoping tube. 2" bung adapter. Grounding bolt to ground pump. FOB Shipping Point.

H3006 Wt. 6 (lbs.) Price Ea. \$74.09

D) Plastic Lever Action

- Tough lever piston pump.
- Ideal for oils, detergents, and other compatible industrial fluids.

Self-priming with output of 1 pint per stroke. Durable polypropylene construction with anti-drip spout eliminates mess and waste. Includes 36" telescoping suction pipe. Fits 2" NPT and Butress. FOB Shipping Point.

H3007 Wt. 3 (lbs.) Price Ea. \$84.36

E) Stainless Steel Rotary Pump

- 10 GPM Stainless Steel rotary drum pump.
- 3 Piece intake tube.

Tube material is 304 SS. 2 inch NPT Bung, fits 15, 30, and 55 gallon drums. Pump body material is 304 SS. PTFE Seal, Self Priming, Suction Tube is 40" long. FOB Shipping Point.

H219 Wt. 13 (lbs.) Price Ea. \$462.76

F) Quart Stroke Pump

- Spring loaded drain back tube.
- Latch for pad locking.

Heavy duty industrial pump to dispense 1 quart or liter of media per stroke. Built in 2" bung adapter to fit most of the drums. Recommended for use with gear & lube oil, petroleum based media, diesel & kerosene. FOB Shipping Point.

HQS-1 Wt. 13 (lbs.) Price Ea. \$206.97

G) Oil Bucket Pump

- 1/2" discharge spout.
- Flow rate of 4oz. per stroke.

Designed for transferring transmission differentials and heavier oils. Powder coated steel drum cover. Wear resistant brass piston rings. Complete with 48"/4' fuel resistant soft PVC hose with nozzle for efficient discharge. FOB Shipping Point.

H5512B Wt. 6 (lbs.) Price Ea. \$39.79

H) 316 Stainless Steel Pump With Grounding Clamps

Pump body made with 316 stainless steel and PTFE pistons and gasket make it suitable for a wide variety of chemicals. Heavy duty bonding and grounding wires prevent hazardous static charge. Wires are secured with lock nut and have heavy duty alligator clamps. ** Comes with a spout reducer to help fill tight spaces & bottles**. FOB Shipping Point.

HTHP-ST/GRND Wt. 6 (lbs.) Price Ea. \$157.14

I) Optional Mechanical Fuel Meter

For use with 12 volt pump. FOB Shipping Point.

HFM100 Wt. 5 (lbs.) Price Ea. \$173.20



Stainless Steel Pumps

- Ideal for transferring a variety of fluids including solvents, acids and other corrosive chemicals.

It's tough PTFE piston and stainless steel suction tube delivers up to 16 oz. per stroke for efficient performance. Includes 2" IPS adapter for fitting, 15, 30 and 55 gallon drums. Also available in chrome plated steel, 16 oz. per stroke with a polyethylene piston. FOB Shipping Point.

HTHP-ST Stainless Steel Wt. 5 (lbs.) Price Ea. \$111.30

HTHP-MC Chrome Plated Steel Wt. 5 (lbs.) Price Ea. \$29.14

DRUM HEATERS

BriskHeat®
Corporation

Heavy-Duty Drum Heaters

- Patented grounded heating element laminated between 4"-wide fiberglass-reinforced silicone rubber.
- Adjustable built-in thermostat, range 50-425°F.
- Easy spring-and-hook closure and plug-and-play design.

These drum heaters are an excellent solution for a wide range of poly and metal drum applications. Superb durability and flexibility give heaters an extra long service life. Moisture and chemical resistant. 6-foot power cord. Mid-Temperature Heaters feature a high-limit of 160°F and will not overheat or scorch contents. FOB Shipping Point.

HEAVY-DUTY SILICONE RUBBER DRUM & PAIL HEATERS FOR METAL DRUMS & PAILS						
Product No.	Fits Drum Size (gal.)	Fits Drum Dia.	Voltage	Watts	Wt. (lbs.)	Price Ea.
HDHCS10	5	11.1"	120VAC	550	2	\$167.00
HDHCS11	15	14"	120VAC	700	4	182.00
HDHCS13	30	18.6"	120VAC	1000	7	207.00
HDHCS15	55	22.3"	120VAC	1200	8	222.00
MID-TEMPERATURE SILICONE RUBBER DRUM & PAIL HEATERS						
HDHLS10	5	11.1"	120VAC	550	3	167.00
HDHLS11	16	14"	120VAC	700	3	182.00
HDHLS13	30	18.6"	120VAC	1000	3	207.00
HDHLS15	55	22.3"	120VAC	1200	4	222.00

240VAC and poly-drum models available. Call your dealer for information.



HDHCS10

Extra Wide
Extra Strong
Easier-to-Use



HDHCS15



HDHCS11



APPROVED

Class I Division 2
Groups B, C and D

Class II Division 2
Groups F and G

Hazardous-Area Drum Heaters

- FM approved for Class 1, Division 2, Groups B, C and D.
- Patented grounded heating element laminated between 8"-wide fiberglass-reinforced silicone rubber.
- High-limit thermostat keeps blanket below NEC article 500 T-rating, (292°F for T3 and 158°F for T4A).
- Adjustable controller included in plug-and-play design.

Designed for metal drums, these hazardous-area heaters have exceptional durability and strength. Blanket leads are 6-feet long and are enclosed in a liquid-tight conduit. Moisture and chemical resistant. Attached adjustable dual set-point NEMA-7 temperture controller with 6-foot power cord. FOB Shipping Point.

HAZARDOUS-AREA RATED DRUM HEATERS FOR T3 ENVIRONMENTS						
Product No.	Fits Drum Size (gal.)	Fits Drum Dia.	Voltage	Watts	Wt. (lbs.)	Price Ea.
HDHCX131000T3	30	18.6"	120VAC	1000	30	\$2,327.00
HDHCX231000T3	30	18.6"	240VAC	1000	30	2,327.00
HDHCX151300T3	55	22.3"	120VAC	1300	35	2,384.00
HDHCX251300T3	55	22.3"	240VAC	1300	35	2,384.00
FOR T4 ENVIRONMENTS						
HDHCX131000T4A	30	18.6"	120VAC	1000	30	2,327.00
HDHCX231000T4A	30	18.6"	240VAC	1000	30	2,327.00
HDHCX151300T4A	55	22.3"	120VAC	1300	35	2,384.00
HDHCX251300T4A	55	22.3"	240VAC	1300	35	2,384.00

Full-Coverage Drum Heaters

- Insulation covers entire drum to maximize efficiency.
- Adjustable built-in digital thermostat, range 50-450°F, with high-limit alarm.
- Simple hook-and-loop closure and plug-and-play design.
- Patented grounded heating element.

Full-coverage heaters are designed to wrap around metal or poly drums and heat the contents while insulating to keep it hot. Quick heat-up time and the precision of a digital controller provide the most practical and efficient means of freeze protection. Digital display is mounted on top of controller box for increased visibility and convenience. 6-foot power cord.

Wet-Area Full-Coverage Drum Heaters have a water resistant design for indoor and outdoor use and wash-down environments. FOB Shipping Point.

FULL-COVERAGE DRUM HEATERS FOR METAL DRUMS							
Product No.	Fits Drum Size (gal.)	Fits Drum Dia.	Voltage	Total Wattage	No. Zones	Wt. (lbs.)	Price Ea.
HFGDHC55120D	55	22.3"	120VAC	1600	1	30	\$1,052.00
HFGDHC55240D	55	22.3"	240VAC	1600	1	30	1,052.00
HFGDDC55240D	55	22.3"	240VAC	3200	2	30	1,528.00
FOR POLY DRUMS							
HFGPDHC55120D	55	22.3"	120VAC	770	1	30	1,052.00
HFGPDHC55240D	55	22.3"	240VAC	770	1	30	1,052.00
FOR WET-AREA DRUM HEATERS - Up to 160°							
HFGPDHWC55120DV	55	22.3"	120VAC	600	1	13	1,171.00



HFGDHC55120D



HFGDHC55240D



HFGPDHWC55120DV



HFGDHC55120D
Fully Covered



Fully Insulated
with Digital Control


Digital Control

DRUM DUMPER & CRUSHER



Cardboard Baler

- Ships in standard 53FT swing door trailer for lower freight cost.
- Compact design ships knockdown; some assembly is required.
- Centrally located compacting cylinder helps create a space saving cardboard bale.
- Control panel with PLC controls for accurate machine logic.
- Stacked status lights provide visual information:
 - Red = Baler is full
 - Yellow = In use
 - Green = Ready to use
- Semi-automatic bale ejection system.
- Bale size: 60"L x 30"D x 42"H
- Bale weight: 1100 ±100 lbs.
- 460V-3PH 6.5HP high-torque TEFC electric motor.
- Two-speed hydraulic pump yields a cycle time less than 60 seconds.
- UL listed controls.
- Fork pockets allow for positioning;
- Usable pocket size: 7-5/8"W x 2-5/8"H
- Industrial-grade welded steel construction.
- Durable liquid painted finish.



Product No.	Overall Size W x D x H	Loading Height	Load Opening	Cycle Time	Wt. (lbs.)	Price Ea.
HCBB-3000-37	75¼ x 41 x 142¼"	15½"	22¼"	60 sec	3865	\$18,889.95

Hydraulic Drum CRUSHER/COMPACTOR

Single phase available.



Crushes 55 gallon steel drums to only 6" high.



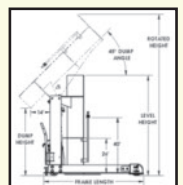
- Crushes 55 gallon steel drums approximately 6" high and resets automatically to crush another drum in only 25 seconds.

This unit is designed for a duty cycle that will allow for crushing or compacting up to 250 drums per week in a typical, non-hazardous, indoor room-temperature environment when operated on a three-phase power supply. 38,000 pounds of crushing force. The included drum compacting feature allows you to compact contents inside the drum by simply removing the drum crushing plate. Crushing feature will work with any drum size up to 55 gallons. Compacting feature will only work with 55 gallon drums. This convenient design gives you two pieces of equipment in one. Safety features include a pressure relief valve, which prevents overload, and a double door latch to secure the door when crushing plus a interlock system that will prevent the motor from running unless the door is closed. 6.5 hp. 60 hz, meets OSHA 1910.212/ANSI Z245.5/JIC standards. Built-in fork pockets aid in transporting. Aluminum drip pan for catching any excess liquid that may be expelled during the crushing operation. The pan holds 1 gallon and measures 31½"W x 4½"D x 1½"H. FOB Shipping Point.

Product No.	Description	Voltage	Overall Size W x L x H	Wt. (lbs.)	Price Ea.
HHDC-905-IDC/230V	Drum Crusher/Compactor	230V	37 x 38½ x 91"	1570	\$9,994.85
HHDC-905-IDC/460V	Drum Crusher/Compactor	460V	37 x 38½ x 91"	1570	9,894.85
HHDC-905-DPN	Extra Aluminum Drip Pan	-	31½ x 4½ x 1½"	5	134.85

Portable Hydraulic Drum Dumpers

Hydraulic Drum Dumpers work with 30 and 55 gallon plastic, steel, and fiber drums. The unit has a solid steel chute. Portable units have two (2) rigid and two (2) swivel casters with floor lock screws. All steel construction. Standard features include: 56" frame, ¾" HP motor, 115V single phase, 60hz. Upper travel limit switch, safety velocity fuse in cylinder, and vertical adjustment drum restraints are standard. Dumper is operated with a hand held control on a standard 8 ft. long coil cord. Frame, blue and chute, yellow baked-in powder-coated toughness.



SSC models include a stainless steel chute and base plate. The chutes are constructed with type 304 Stainless Steel in a Mill Finish. Structure on back of chute is painted with Steel-It™ coating. Adjustable height clamps are stainless steel. Steel frame, blue baked-in powder-coated toughness. FOB Shipping Point.

PORTABLE HYDRAULIC DRUM DUMPERS						
Product No.	Dump Height	Rotation Height	Level Height	Uniform Cap.	Wt. (lbs.)	Price Ea.
HHDD-36-7-P	36"	96"	63¾"	750 lbs.	788	\$4,544.96
HHDD-48-7-P	48"	116¾"	72½"	750 lbs.	864	5,155.95
HHDD-60-7-P	60"	137¼"	84½"	750 lbs.	1019	4,992.97
HHDD-72-7-P	72"	157½"	96"	750 lbs.	1034	5,183.92
HHDD-36-10-P	36"	96"	63¾"	1000 lbs.	763	4,658.93
HHDD-48-10-P	48"	116¾"	72½"	1000 lbs.	862	4,961.87
HHDD-60-10-P	60"	137¼"	84½"	1000 lbs.	1042	5,319.87
HHDD-72-10-P	72"	157½"	96"	1000 lbs.	1100	5,405.89
HHDD-36-15-P	36"	96"	63¾"	1500 lbs.	776	5,194.87
HHDD-48-15-P	48"	116¾"	72½"	1500 lbs.	880	5,443.93
HHDD-60-15-P	60"	137¼"	84½"	1500 lbs.	1026	5,668.95
HHDD-72-15-P	72"	157½"	96"	1500 lbs.	1115	5,868.89

PORTABLE HYDRAULIC DRUM DUMPERS WITH STAINLESS STEEL CHUTES						
Product No.	Dump Height	Rotation Height	Level Height	Uniform Cap.	Wt. (lbs.)	Price Ea.
HHDD-36-7-P-SSC	36"	96"	63¾"	750 lbs.	788	6,816.91
HHDD-48-7-P-SSC	48"	116¾"	72½"	750 lbs.	864	7,218.91
HHDD-60-7-P-SSC	60"	137¼"	84½"	750 lbs.	1019	7,618.92
HHDD-72-7-P-SSC	72"	157½"	96"	750 lbs.	1034	8,284.88
HHDD-36-10-P-SSC	36"	96"	63¾"	1000 lbs.	763	7,167.97
HHDD-48-10-P-SSC	48"	116¾"	72½"	1000 lbs.	862	7,535.91
HHDD-60-10-P-SSC	60"	137¼"	84½"	1000 lbs.	1042	7,926.95
HHDD-72-10-P-SSC	72"	157½"	96"	1000 lbs.	1100	8,497.92
HHDD-36-15-P-SSC	36"	96"	63¾"	1500 lbs.	776	8,030.91
HHDD-48-15-P-SSC	48"	116¾"	72½"	1500 lbs.	880	8,482.92
HHDD-60-15-P-SSC	60"	137¼"	84½"	1500 lbs.	1026	8,883.88
HHDD-72-15-P-SSC	72"	157½"	96"	1500 lbs.	1115	9,430.92

DRUM TRANSPORTERS

ISO 9001:2015 CERTIFIED COMPANY



Easy Lift Equipment

EasyLift Drum Transporters

- Easy Lift Equipment Drum Transporters are the safe and ergonomic solution for picking and transporting drums from the floor or a pallet.

Easy Lift Equipment has developed an extensive line of ergonomic drum transporters since our original model was awarded a US patent in 1997. Designed for virtually maintenance-free operation our drum transporters help eliminate the risk of injuries caused by manhandling drums. All models are available with both intrinsically or non-intrinsically safe scales; for quickly and accurately weighing drums without the need for floor scales. The EG1 and EG2L clamping heads are designed to handle a chimed plastic, steel, or fiber drum. All models are available with 20" of lift, with optional taller masts for double or triple stacking. Standard models are steel construction with safety yellow powder coating for durability. Optional FDA approved "metallic gray" powder coating as well as full 304 stainless steel construction are also available for food and pharmaceutical applications. FOB Shipping Point.

EasyLift Ergonomic Drum Transporters

Available for capacities of 400 to 800 lbs or 600 to 1000 lbs by means of adjustable legs. These models feature 5" Darcor™ ergonomic casters, which enable the operator to easily maneuver the fully loaded machine with minimal effort.

*Pneumatic Lift/Air Tank models include: Non-Sparking Jaws, Anti-Static Grounding Strap & Rubber Belt.

**DC Powered Lift models include: (2)12V AGM Deep Cycle Batteries, Internal Charger, Battery Discharge Indicator & Master Disconnect Switch.

EASYLIFT ERGONOMIC DRUM TRANSPORTERS WITH ADJUSTABLE LEGS				
Product No.	Cap. (lbs.)	Size W x H x L	Wt. (lbs.)	Price Ea.
HEL800	800	41½ x 54½ x 36½"	420	\$3,400.00
HEL800A*	800	41½ x 54½ x 36½"	440	6,150.00
HEL800DC**	800	41½ x 54½ x 36½"	500	5,800.00



EasyLift Narrow Aisle Drum Transporters

The narrow 27.5" overall width design allows for handling drums that are nested together. This model features 5" Darcor™ ergonomic casters which enable the operator to easily maneuver a fully loaded machine.

*Pneumatic Lift/Air Tank models include: Non-Sparking Jaws, Anti-Static Grounding Strap & Rubber Belt.

**DC Powered Lift models include: (2)12V AGM Deep Cycle Batteries, Internal Charger, Battery Discharge Indicator & Master Disconnect Switch.

EASYLIFT NARROW AISLE DRUM TRANSPORTERS				
Product No.	Cap. (lbs.)	Size W x H x L	Wt. (lbs.)	Price Ea.
HEL600SL	600	27½ x 54½ x 36½"	560	\$3,700.00
HEL600SLA*	600	27½ x 54½ x 36½"	650	6,100.00
HEL600SLDC**	600	27½ x 54½ x 36½"	650	5,900.00



EasyLift Counterbalanced Drum Transporters

Available for capacities of 400 to 800 lbs. They are ideal for placing drums in cabinets or from the side of a pallet; due to the elimination of front legs. 8" Darcor™ ergonomic casters allow easy maneuverability.

*Pneumatic Lift/Air Tank models include: Non-Sparking Jaws, Anti-Static Grounding Strap & Rubber Belt.

**DC Powered Lift models include: (2)12V AGM Deep Cycle Batteries, Internal Charger, Battery Discharge Indicator & Master Disconnect Switch.

EASYLIFT COUNTERBALANCED DRUM TRANSPORTERS				
Product No.	Cap. (lbs.)	Size W x H x L	Wt. (lbs.)	Price Ea.
HEL600CB	600	24 x 54½ x 46½"	950	\$6,100.00
HEL600CBA*	600	24 x 54½ x 46½"	975	7,750.00
HEL600CBDC**	600	24 x 54½ x 46½"	975	7,250.00



EASYLIFT EMPTY DRUM STACKER				
Product No.	Cap. (lbs.)	Size W x H x L	Wt. (lbs.)	Price Ea.
HEL10072DC	100	21 x 95 x 27½"	520	\$5,775.00



Options available for select models:

	Add
-DCM - Double Clamping Mechanism (EG2L) in lieu of Single Clamping Mechanism (EG1)	\$550.00
-EG1 SRC - Spark Resistant Clamp, Anti-Static Grounding Strap & Rubber Belt on Mast	\$200.00
-EG2L SRC - Spark Resistant Double Clamp, Anti-Static Grounding Strap & Rubber Belt on Mast	\$950.00
-SP - FDA Approved Metallic Gray Powder Coating w/Stainless Steel Clamping Head	\$400.00
Increased Lift Height (40", 48", 60" or 72" via single stage mast design)	starting at 350.00
-S - Non-Intrinsically Safe Scale System: Doran® 7000 XL Indicator	\$3,000.00
-IS - Intrinsically Safe Scale System: Rice Lake® 8821S Indicator	\$5,000.00
-S8 - 8" Casters in lieu of 5" Casters	\$215.00

Non-Intrinsically Safe Scale



Intrinsically Safe Scale



Double Clamping Mechanism



Spark Resistant Clamp



DRUM ATTACHMENTS

ISO 9001:2015 CERTIFIED COMPANY



Easy Lift
Equipment



The EG1 has a
750 lb. capacity
per drum

HEG1SCM-F

All pricing subject to change. Steel surcharges may apply

Eagle-Grip® 1 Series Attachments

• Light Duty – Single Clamping Mechanism.

Eagle-Grip® 1 Series lift truck attachments feature an automatic clamping mechanism for handling a steel or plastic drum. All fork mounted models can be installed or removed within seconds and are completely mechanical, requiring no hydraulic or electrical connections to the lift truck. FOB Shipping Point.

EAGLE-GRIP® 1 SERIES						
Product No.	Cap. (lbs.)	Size W x H x L	Drums Handled	Description	Wt. (lbs.)	Price Ea.
HEG1SCM-CM	750	14 x 32 x 10"	1	Carriage Mount	52	\$725.00
HEG1SCM-F	750	31 x 35 x 34"	1	Single Drum Handling	123	800.00
HEG1SCM2-F	1500	38 x 35 x 34"	1 or 2	Double Drum Handling	172	1,300.00

- BC - Belt Cradle Option for HEG1 (per clamp).....\$50.00
- SRC - Spark Resistant Clamp Option (per clamp includes BC).....\$200.00
- QC - Quick-Claw™ Safety Restraint System.....\$1,100.00



Eagle-Grip® 2 Series Attachments

• Light Duty – Double Clamping Mechanism.

Eagle-Grip® 2 Series lift truck attachments feature an articulating clamping mechanism for handling a steel, plastic, or fiber drum and require hydraulic or electrical connections to the lift truck. The articulating heads permit the operator to pick up misaligned or slightly separated drums and provide a higher degree of safety by dividing the weight exerted on the drums' chime. FOB Shipping Point.

The EG2L has a
1,000 lb. capacity
per drum

HEG2LDCM2-F



EAGLE-GRIP® 2 SERIES						
Product No.	Cap. (lbs.)	Size W x H x L	Drums Handled	Description	Wt. (lbs.)	Price Ea.
HEG2LDCM-CM	1000	14 x 38 x 10"	1	Carriage Mount	65	\$1,150.00
HEG2LDCM-F	1000	31 x 35 x 35"	1	Single Drum Handling	140	1,225.00
HEG2LDCM2-F	1500	38 x 35 x 35"	1 or 2	Double Drum Handling	205	2,375.00

- SRC - Spark Resistant Clamp Option (per clamp).....\$300.00
- QC - Quick-Claw™ Safety Restraint System.....\$1,100.00



Eagle-Grip® 3 Series Attachments

• Heavy Duty – Single Clamping Mechanism.

Eagle-Grip® 3 Series lift truck attachments utilize heavy-duty single automatic clamping mechanisms for handling a wide range of steel, plastic, or fiber drums in high volume applications. All fork mounted models can be installed or removed within seconds and are completely mechanical, requiring no hydraulic or electrical connections to the lift truck. Double drum handling attachments are narrower than the width of two 55-gallon drums, enabling easy unloading of tightly packed drums. Quick adjustable heads allow the attachments to pick up various drum heights. Narrow Fork Frame models are also available for tight aisle applications. FOB Shipping Point.

EAGLE-GRIP® 3 SERIES						
Product No.	Cap. (lbs.)	Size W x H x L	Drums Handled	Description	Wt. (lbs.)	Price Ea.
HEG3SCM-CM	1500	18 x 35 x 15"	1	Carriage Mount	90	\$1,150.00
HEG3SCM-NF	1500	24 x 39 x 45"	1	Narrow Fork Frame	228	1,875.00
HEG3SCM-F	1500	33 x 39 x 45"	1	Single Drum Handling	306	2,100.00
HEG3SCM2-F	3000	33 x 39 x 45"	1 or 2	Double Drum Handling	405	3,250.00

- SRC - Spark Resistant Clamp Option (per clamp).....\$200.00
- QC - Quick-Claw™ Safety Restraint System (excludes CM).....\$700.00

Eagle-Grip® 4 Series Attachments

• Heavy Duty – Double Clamping Mechanism.

Eagle-Grip® 4 Series lift truck attachments are designed for handling a wide range of steel, plastic, and fiber drums in high volume applications. All fork mounted models can be installed or removed within seconds. Each drum is gripped with 2 upper & 2 lower jaws, providing a higher degree of safety by dividing the weight exerted on the drums' chime. The double articulating clamping heads are completely mechanical, requiring no hydraulic or electrical connections to the lift truck. The articulating heads also permit the operator to pick up misaligned or slightly separated drums. Narrow Fork Frame models are also available for tight aisle applications. FOB Shipping Point.



EAGLE-GRIP® 4 SERIES						
Product No.	Cap. (lbs.)	Size W x H x L	Drums Handled	Description	Wt. (lbs.)	Price Ea.
HEG4DCM-CM	2000	18 x 35 x 15"	1	Carriage Mount	110	\$1,700.00
HEG4DCM-NF	2000	24 x 39 x 45"	1	Narrow Fork Frame	260	2,425.00
HEG4DCM-F	2000	33 x 39 x 45"	1	Single Drum Handling	335	2,650.00
HEG4DCM2-F	4000	33 x 39 x 45"	1 or 2	Double Drum Handling	460	4,350.00

- SRC - Spark Resistant Clamp Option (per clamp).....\$400.00
- QC - Quick-Claw™ Safety Restraint System (excludes CM).....\$700.00

Eagle-Grip® Model EL4F

• Heavy-Duty Clamping Mechanism.

Easy Lift Equipment's Eagle-Grip® HEL4F Heavy-Duty Clamping Mechanism is designed for high-volume drum handling. The HEL4F is all-mechanical and capable of handling one to four fully loaded drums at a time without the need for hydraulic or electrical connections to the lift truck. It's the ideal attachment for loading or unloading trailers, overseas shipping containers or for palletizing drums from filling lines. The HEL4F consists of a floating head with a centering guide which helps properly position the clamping mechanism into place, while lowering the attachment between up to 4 drums. FOB Shipping Point.



EAGLE-GRIP® EL4F						
Product No.	Cap. (lbs.)	Size W x H x L	Drums Handled	Description	Wt. (lbs.)	Price Ea.
HEL4F	8000	43½ x 26 x 38"	1 to 4	Fork Mount	505	\$6,000.00
HEL4FSRC	8000	43½ x 26 x 38"	1 to 4	Spark Resistant Model	562	8,625.00
HEL4FC	8000	27 x 26 x 27"	4	Crane/Under Hook Mount	450	5,800.00

- QC - Quick-Claw™ Safety Restraint System.....\$1,700.00



HEG3SCM2-F

The EG3 has a
1,500 lb. capacity
per drum



HEG4DCM2-F

The EG4 has a
2,000 lb. capacity
per drum

Available Options for select EagleGripe Attachments:

- S - Non-Intrinsically Safe Scale System: Doran® 7000XL Indicator.....\$3,000.00
- IS - Intrinsically Safe Scale System: Rice Lake® 882IS Indicator.....\$5,000.00

MANUAL TRAVEL DRUM DUMPERS

ISO 9001:2015 CERTIFIED COMPANY



Easy Lift Equipment

EasyLift Drum Dumpers with Manual Rotation

All pricing subject to change. Steel surcharges may apply

EasyLift Drum Dumper - Straddle Style - Manual Forward Clamp Rotator

EasyLift Drum Dumpers with manual forward rotating clamp are available with manual lift by means of a foot pedal, pneumatic lift by means of a rechargeable air tank or 24-volt DC powered lift. With a choice of single stage masts providing 17", 40" or 60" of vertical lift. The clamp is designed to handle 22 - 23.5" diameter drums and rotates 180° degrees with a self-stopping 16" hand wheel. A ratchet and pawl locking device secures the drum in place. Optional scales permit extremely accurate dispensing by weight. Standard units come in safety yellow powder coating. FDA approved metallic gray powder coating or stainless-steel construction are also available. FOB Shipping Point.

DRUM DUMPER WITH MANUAL FORWARD CLAMP ROTATOR				
Product No.	Cap. (lbs.)	Size W x H x L	Wt. (lbs.)	Price Ea.
HED60060MFCR	600	41½ x 89½ x 53"	575	\$6,500.00
HED60060MFCRA	600	41½ x 89½ x 53"	650	10,250.00
HED60060MFCRDC	600	41½ x 89½ x 53"	675	8,700.00




EasyLift ELDR Drum Dumpers

EasyLift ELDR Drum Dumper with 360° Rotation Clamps

EasyLift ELDR manual travel drum dumpers are built on a 27.5" wide base frame, which is ideal for navigating in congested areas. Available with either a CR Clamp, for a drum diameter of 20" to 24", or an RCR Clamp, for a drum diameter of 13" to 24". Both the CR and RCR clamps are capable of 360° side rotation. Lift, clamp and rotate functions are available in either 24-volt DC powered for non-hazardous areas or Air over hydraulics for hazardous areas. These units include Darcor™ ergonomic casters, with a step-down foot floor lock for safety as well as a powder coating finish for durability. FOB Shipping Point.

ELDR DC POWERED OR AIR POWERED WITH 48" OR 60" LIFT				
Product No.	Cap. (lbs.)	Size W x H x L	Wt. (lbs.)	Price Ea.
HELDR50060CR	500	29 x 79 x 42"	1195	\$16,325.00
HELDR50060RCR	500	29 x 79 x 39½"	1195	15,925.00
HELDR50060CRA	500	29 x 79 x 42"	1195	18,100.00
HELDR50060RCRA	500	29 x 79 x 39½"	1195	17,900.00



EasyLift ED Drum Dumpers

EasyLift ED Drum Dumpers with 360° Side Rotation or 180° Forward Rotation Clamps

EasyLift ED Drum Dumpers offer drum handling capacities up to 1,200 lbs. for CR clamps and 1,000 lbs. for FCR clamp. Our standard straddle leg models are available with a single or two stage mast for lift heights from 48" to 144". These units include Darcor™ ergonomic casters, with a step-down foot floor lock for safety as well as a powder coating finish for durability. Available options include: Non-intrinsically-safe or intrinsically-safe scales for dispensing by weight or performing inventory, FDA approved gray powder coating or stainless-steel construction, side shifter, small drum adaptor, and adjustable clamping pressure.

EasyLift ED DC Powered Drum Dumpers are ideal for non-hazardous environments. Available with either a CR Clamp with 360° side rotation, or an FCR Clamp with 180° forward rotation. Both clamps are designed to handle a 20" to 24" drum diameter. The lift, clamp, and rotate functions are powered by (2) 12-volt AGM deep cycle batteries housed in a closable cabinet with a hydraulic lift motor, internal charger, master disconnect switch, and a 'gauge-type' battery discharge indicator. FOB Shipping Point.

EASYLIFT ED DRUM DUMPERS / DC POWERED				
Product No.	Cap. (lbs.)	Size W x H x L	Wt. (lbs.)	Price Ea.
HED80060CR	800	34½ x 89½ x 47"	975	\$17,250.00
HED80096CR	800	34½ x 89½ x 47"	975	18,850.00
HED80060FCR	800	45 x 89½ x 47"	1100	18,250.00
HED80096FCR	800	45 x 89½ x 47"	1100	19,850.00

EasyLift ED Air over hydraulic Drum Dumpers are designed for hazardous environments where DC powered equipment is prohibited. Available with either a CR Clamp with 360° side rotation, or an FCR Clamp with 180° forward rotation. Both clamps are designed to handle a 20" to 24" drum diameter. The lift, clamp, and rotate functions are powered by an extremely low decibel air motor that requires a constant air supply at 100 psi. FOB Shipping Point.

EASYLIFT ED DRUM DUMPERS / AIR OVER HYDRAULIC				
Product No.	Cap. (lbs.)	Size W x H x L	Wt. (lbs.)	Price Ea.
HED80060CRA	800	34½ x 89½ x 47"	975	\$19,200.00
HED80096CRA	800	34½ x 89½ x 47"	975	20,800.00
HED80060FCRA	800	45 x 89½ x 47"	1100	20,600.00
HED80096FCRA	800	45 x 89½ x 47"	1100	22,200.00

HED80096CRSP-S
DC Powered with
CR Clamp,
FDA & Scale
96" Lift

HED80096FCRSP
DC Powered with
FCR Clamp & FDA
96" Lift



HED80096FCRA-IS
Air Powered with
FCR Clamp & Scale
96" Lift



Options available for select models:

-3530061 - Stainless Steel Adjustable Foot for CR or FCR Clamp (Qty 1 Bolt-on)	\$375.00
-3530062 - Stainless Steel Pony Hold Down for CR or FCR Clamp (Qty 1 Bolt-on)	\$445.00
-SP - FDA Approved metallic gray powder coating w/stainless steel hardware.....	\$400.00
-SDA1420 - Small Drum Adaptor Set for CR or FCR (for 14" - 20" drum; Includes pins).....	\$575.00
-353ACP - Adjustable Clamping Pressure with Gauge	\$650.00
-DHADMB - Anti-Drift Motor Brake.....	\$1,500.00
-S - Non-intrinsically Safe Scale System: Doran® 7000XL Indicator.....	\$3,300.00
-IS - Intrinsically Safe Scale System: Rice Lake® 882IS Indicator	\$5,000.00



Intrinsically Safe Scale System



Non-Intrinsically Safe Scale System



Small Drum Adaptor Set

DRUM HANDLING EQUIPMENT

ISO 9001:2015 CERTIFIED COMPANY



Easy Lift Equipment

Drum-Haulers®

All pricing subject to change. Steel surcharges may apply

- Easy Lift Equipment's Drum-Haulers® help eliminate injuries due to manually handling drums.
- Makes an easy task of transporting drums in and out of trucks, up and down ramps, while traveling over long distances or while lifting, rotating and dumping drums.

Standard features include AC drive motor with regenerative braking, electronic speed controller, tandem load wheels, stability casters, Deka 12-D85-9 industrial 24-volt battery, safety reversing switch, key on/off, horn, battery discharge indicator/hour-meter, powder coat finish. FOB Shipping Point.

NON-ROTATING DRUM-HAULERS® WITH EG3 SINGLE CLAMPING MECHANISM					
Product No.	Cap. (lbs.)	Size W x H x L	Vertical Lift	Wt. (lbs.)	Price Ea.
HDH800	800	28½ x 57 x 46½"	20"	2200	\$20,725.00
HDH80040	800	28½ x 77½ x 46½"	40"	2200	20,925.00

Double Clamping Mechanism (EG4) in lieu of Single Clamping Mechanism (EG3) Price Ea. \$550.00

360° SIDE ROTATION DRUM-HAULERS® WITH CR CLAMP FOR a 20" - 24" DRUM					
Product No.	Cap. (lbs.)	Size W x H x L	Vertical Lift	Wt. (lbs.)	Price Ea.
HDH80060CR	800	29 x 86 x 54"	60"	2500	\$31,675.00
HDH80096CR	800	29 x 79 x 54"	96"	2550	33,275.00

360° SIDE ROTATION DRUM-HAULERS® WITH RCR CLAMP FOR a 13" - 24" DRUM					
Product No.	Cap. (lbs.)	Size W x H x L	Vertical Lift	Wt. (lbs.)	Price Ea.
HDH80060RCR1324-8	800	29 x 86 x 54"	60"	2500	\$31,375.00
HDH80096RCR1324-8	800	29 x 79 x 54"	96"	2550	32,975.00

180° FORWARD ROTATION DRUM-HAULERS® WITH FCR CLAMP FOR a 20" - 24" DRUM					
Product No.	Cap. (lbs.)	Size W x H x L	Vertical Lift	Wt. (lbs.)	Price Ea.
HDH80060FCR	800	45 x 86 x 54"	60"	2750	\$32,775.00
HDH80096FCR	800	45 x 79 x 54"	96"	2800	34,375.00

Options available for select models:

-3530061 - Stainless Steel Adjustable Foot for CR or FCR Clamp (Qty 1 Bolt-on)	\$375.00
-3530062 - Stainless Steel Pony Hold Down for CR or FCR Clamp (Qty 1 Bolt-on)	\$445.00
-SDA1420 - Small Drum Adaptor Set for CR or FCR (for 14" - 20" drum; Includes pins)	\$575.00
-353ACP - Adjustable Clamping Pressure with Gauge	\$650.00
-DHADMB - Anti-Drift Motor Brake	\$1,500.00
-SP - FDA approved metallic gray powder coating	\$1,550.00
-S - Non-Intrinsically Safe Scale System: Rice Lake® 680i Indicator	\$3,400.00
-IS - Intrinsically Safe Scale System: Rice Lake® 882IS Indicator	\$5,000.00



HDH800 with EG3 Single Clamping Mechanism



HDH80060RCR1324-8 with RCR1324-8 Clamp

HDH80060FCR with FCR Clamp

ROLL HANDLING EQUIPMENT

Roll-Haulers

- Easy Lift Equipment's Roll-Haulers help eliminate injuries due to manually handling rolls.
- Makes an easy task of transporting rolls in and out of trucks, up and down ramps, traveling over long distances, or while picking, rotating and placing rolls.

Standard features include AC drive motor with regenerative braking, electronic speed controller, tandem load wheels, stability casters, Deka 12-D85-9 industrial 24-volt battery, safety reversing switch, key on/off, horn, battery discharge indicator/hour-meter, powder coat finish. FOB Shipping Point.

For picking rolls in a vertical orientation:

360° SIDE ROTATION ROLL-HAULERS WITH RCR CLAMP FOR a 13" - 24" ROLL					
Product No.	Cap. (lbs.)	Size W x H x L	Vertical Lift	Wt. (lbs.)	Price Ea.
HRH80060RCR1324-16	800	29 x 86 x 54"	60"	2500	\$32,425.00
HRH80096RCR1324-16	800	29 x 79 x 54"	96"	2550	34,025.00

360° SIDE ROTATION ROLL-HAULERS WITH RCR CLAMP FOR a 16" - 26" ROLL					
Product No.	Cap. (lbs.)	Size W x H x L	Vertical Lift	Wt. (lbs.)	Price Ea.
HRH80060RCR1626-16	800	29 x 86 x 54"	60"	2500	\$33,025.00
HRH80096RCR1626-16	800	29 x 79 x 54"	96"	2550	34,625.00

360° SIDE ROTATION ROLL-HAULERS WITH RCR CLAMP FOR a 23" - 36" ROLL					
Product No.	Cap. (lbs.)	Size W x H x L	Vertical Lift	Wt. (lbs.)	Price Ea.
HRH80060RCR2336-16	800	29 x 86 x 54"	60"	2900	\$33,425.00
HRH80096RCR2336-16	800	29 x 79 x 54"	96"	3200	35,025.00

For picking rolls in vertical and horizontal orientations:

360° SIDE ROTATION ROLL-HAULERS WITH SRCR CLAMP FOR a 12" - 26" ROLL					
Product No.	Cap. (lbs.)	Size W x H x L	Vertical Lift	Wt. (lbs.)	Price Ea.
HRH80060SRCR	800	29 x 86 x 54"	60"	2800	\$32,375.00
HRH80096SRCR	800	29 x 79 x 54"	96"	3200	33,975.00

360° SIDE ROTATION ROLL-HAULERS WITH LRCR CLAMP FOR a 20" - 40" ROLL					
Product No.	Cap. (lbs.)	Size W x H x L	Vertical Lift	Wt. (lbs.)	Price Ea.
HRH80060LRCR	1000	29 x 86 x 54"	60"	3200	\$30,750.00
HRH70096LRCR	800	29 x 79 x 54"	96"	3500	32,325.00

Options available for select models:

-SRA - Small Roll Adaptor (RCR Clamps)	\$600.00
-353ACP - Adjustable Clamping Pressure with Gauge	\$650.00
-DHADMB - Anti-Drift Motor Brake	\$1,500.00
-S - Non-Intrinsically Safe Scale System: Rice Lake® 680i Indicator	\$3,400.00
-IS - Intrinsically Safe Scale System: Rice Lake® 882IS Indicator	\$5,000.00



HRH80060RCR1324-16 with RCR1324-16 Clamp

HRH80060RCR2336-16 with RCR2336-16 Clamp



HRH80060SRCR with SRCR Clamp

HDH80060LRCR with LRCR Clamp

ROLL HANDLING

ISO 9001:2015 CERTIFIED COMPANY



Easy Lift Equipment

EasyLift Roll Handling Equipment

• Easy Lift Equipment's Roll Transporters & Roll Manipulators are the safe and ergonomic solution for a wide range of roll applications; including lifting, transporting, rotating, and loading roll materials onto packaging machinery.

Easy Lift Equipment has developed an extensive line of ergonomic manual push around Roll Transporters as well as self-propelled Roll Transporters to help eliminate the risk of injuries caused by manually handling rolls. Designed to lift, pick, and rotate a wide range of roll weights and diameters from the floor or a pallet; then transport and place those rolls onto converting machines. Our manual push around units feature Darcor™ ergonomic casters, which enable the operator to easily maneuver a fully loaded machine with minimal effort. To discuss the specifics of your roll handling project, please contact us today! FOB Shipping Point.

All pricing subject to change. Steel surcharges may apply

Self-Propelled Roll Clamp Rotator Attachments

Product No.	Cap. (lbs.)	Size W x H x L	Wt. (lbs.)	Price Ea.
HRCR20-40	2000	48 x 8" depth	855	\$19,025.00
HRCR30-50	2000	48 x 8" depth	950	19,325.00
HEMC-B10*	1000	57.8 x 77 1/2 x 68"	1275	16,500.00
HEJC-B16*	2000	72 1/2 x 67 x 77"	3175	20,750.00

Jungheinrich EMC-B10 & EJC-B16 available with the purchase of either RCR20-40 or RCR30-50.



Roll Posts and V-Pan

EasyLift Roll Transporters are available in capacities of up to 600lbs. (270kg) with lift heights up to 60" above floor level. Designed to lift, transport, and place roll materials from pallets to packaging machinery. Aluminum Roll Posts are available in 24" to 30" lengths with a 2.5" diameter featuring a tapered end for smooth entry. Stainless Steel V-Pans are designed to be low profile and swivel 360° to aid the operator in roll placement for loading into packaging machinery.

EASYLIFT NARROW AISLE TRANSPORTERS WITH ROLL POSTS & V-PAN

Product No.	Cap. (lbs.)	Size W x H x L	Wt. (lbs.)	Price Ea.
HEL40060SLDC-RP	Up to 600	29 1/2 x 86 1/2 x 38"	760	\$6,875.00
HEL40060SLDC-RPR	Up to 600	29 1/2 x 86 1/2 x 38"	760	7,600.00
HEL40060SLDC-VPAN	Up to 600	29 1/2 x 86 1/2 x 38"	760	7,975.00



HEL40060SLDC-RP
Roll Post



HEL40060SLDC-RPR
Roll Post with Rollers



HEL40060SLDC-VPAN
V-Pan

EasyLift ELDR Roll Manipulators

ELDR models are designed for handling roll materials with capacities of up to 500lb (225kg). Designed to work in tight, congested areas; straddle leg models are 29"W x 39.5"L. Small roll adapters and adjustable clamping pressure options are also available. The SRCR clamp is able to pick and place rolls in both horizontal and vertical orientations. These models are available with a series of clamps capable of handling roll diameters from 5" to 26".

EASYLIFT ELDR ROLL MANIPULATORS WITH RCR & SRCR CLAMPS

Product No.	Cap. (lbs.)	Size W x H x L	Wt. (lbs.)	Price Ea.
HELD50060RCR1324-8	500	29 x 79 1/4 x 39 1/2"	1060	\$15,925.00
HELD50060RCRSP1626-16	500	29 x 79 1/4 x 39 1/2"	1145	17,175.00
HELD50060SRCR	500	29 x 79 1/4 x 39 1/2"	1060	17,200.00



HELD50060RCR1324-8
ELDR with RCR Clamp
for 13" to 24" diameter rolls



HELD50060RCRSP1626-16
ELDR w/FDA Power & RCR Clamp
for 16" to 26" diameter rolls



HELD50060SRCR
ELDR with SRCR Clamp
for 12" to 26" diameter rolls

EasyLift ER Roll Manipulators

ER models are designed for handling roll materials with capacities of up to 1200lbs (545kg) for clamp rotators, and a single or two stage mast for lift heights from 48" to 144". Straddle leg models range from 34.5" to 56" wide and 44" to 53" in length based on clamp and weight capacity requirements. Other available options include: side shifter, a small roll adaptor, and adjustable clamping pressure. Both the SRCR and LRCR clamps are able to pick and place rolls in both horizontal and vertical orientations. These models are available with a series of clamps capable of handling roll diameters from 5" to 40".

EASYLIFT ER ROLL MANIPULATORS WITH RCR, SRCR & LRCR CLAMPS

Product No.	Cap. (lbs.)	Size W x H x L	Wt. (lbs.)	Price Ea.
HER80060RCR1324-16	800	34 1/2 x 87 1/4 x 47"	850	\$17,300.00
HER80060RCR2336-16	900	56 x 87 1/4 x 47"	980	18,300.00
HER80060LRCR	1000	56 x 87 1/4 x 50"	980	20,100.00



HER80060RCR1324-16
ER Roll Manipulator with RCR
Clamp for 13" to 24" diameter rolls



HER80060RCR2336-16
ER Roll Manipulator with RCR
Clamp for 23" to 36" diameter rolls



HER80060LRCR
ER with LRCR Clamp
for 20" to 40" diameter rolls

ERP Self-Propelled Roll Transporters

ERP Self-propelled models are equipped with custom roll handling attachments to fit your specific applications, including shovels, roll forks or roll arms. The curved platform of the Shovel contours to rolls up to 50" (127cm) in diameter and weighing up to 2,000lbs (907kg). Roll Forks and Roll Arms are designed to lift rolls up to 2,000lb (907kg). Arms and Leg dimensions are specific to customer needs.

ERP TRANSPORTERS with HYDRAULIC LIP SHOVEL, ROLL FORKS AND ROLL ARMS

Product No.	Cap. (lbs.)	Size W x H x L	Wt. (lbs.)	Price Ea.
HERP200060S-50	2000	31 1/2 x 77.6 x 59 1/4"	1450	\$20,275.00
HERP with Roll Forks	Up to 2000	Varies	-	Call for Pricing
HERP with Roll Arms	Up to 2000	Varies	-	Call for Pricing



HERP200060S-50
ERP with Shovel



HERP with Roll Forks



HERP with Roll Arms

DRUM HANDLING EQUIPMENT



Clamp+Go Dolly Handle

- Compact storage with handle in upright position.

The Clamp+Go Dolly Handle, US Patent #US8424886, quickly clamps onto round metal drum dollies with various sized sidewalls. Well suited to high volume drum handling applications. Push, pull and rotate drums by applying force below drum's center of gravity, and reduce the risks to workers. FOB Shipping Point.
H24 Wt. 11 (lbs.)
Price Ea. \$240.00



Steel surcharge may apply.



Drum Spotter

- Easily transport and palletize drums.
- Ergonomic design.

Innovative drum handler designed to easily move a rimmed 55 gallon drum onto and off pallets to 6" high. The Drum Spotter is an ergonomic, simple-to-use and economical way to move drums around your facility. 800 lb. capacity. FOB Shipping Point.
H81 Wt. 245 (lbs.)
Price Ea. \$1,730.00

Drum Cones

- Reduce dust when discharging dry material.
- Easy replacement of the drum lid.

Replace the drum lid with this efficient Drum Cone to control your dispensing operation. Clamp collars secure Cone to the drum. Available in Carbon Steel or Type 304 Stainless Steel. Also available for other size drums -- call for details. FOB Shipping Point.



Model
H5-IV-45-23
Shown with
H7-23

DRUM CONES & CLAMP COLLARS

Product No.	INCLUDES	Wt. (lbs.)	Price Ea.
STEEL DRUM CONE - SIZE #23*			
H5-VF-45-23	Valve flange	20	\$750.00
H5-VF-45-23+SG	Valve flange w/6"D. Slide Gate Valve Kit	35	750.00
H5-VF-45-23+IV	Valve flange w/6" Aluminum Bodied Iris Valve Kit	35	1,625.00
STAINLESS STEEL DRUM CONE - SIZE #23*			
H5SS-VF-45-23	Valve flange	20	2,515.00
H5SS-VF-45-23+SG-SS	Valve flange w/6"D. SS Slide Gate Valve Kit	35	1,820.00
H5SS-VF-45-23+IV	Valve flange w/6" Aluminum Bodied Iris Valve Kit	35	2,515.00
COLLARS - SIZE #23*			
H7-23	Steel Clamp	15	200.00
H7SS-23	Stainless Steel Clamp	15	440.00

*Size #23 fits 55 gal. steel drums & 23" I.D. fiber drums. Customer to install kits.

Drum Lifter

- Lift drums in the vertical position.
- Drum is secured and supported by a bar underneath.

Drum Lifter attaches to a monorail or crane to move a drum in the upright position. Safety oriented design supports drum from the bottom. Handles steel, plastic or fiber drum with 22" to 23½" dia. and heights 23" to 38". Accepts Diameter Adaptors for smaller drums. Strong 1000 lb. capacity. Load Tested Certified. FOB Shipping Point.

H86 Wt. 56 (lbs.) Price Ea. \$451.00



Vertical-Lift Drum Pourer

- Control drum pouring at up to 106" high.
- Weigh drum while pouring with scale-equipped models.

Use one handle to control the lift height and a second to control the drum tilt angle. Turn drum 360° in either direction. Faucet or drum cone in place still allows more than 180° rotation. Drum holder is designed to handle 22" to 23.5" dia. steel or fiber drums. Digital scale measures to 0.1 lb. with accuracy of +/- 0.2%. Accepts Diameter Adaptors for smaller drums and holders for plastic drums are also available. Intrinsically safe, UL rated scale option available -- call for details. 800 lb. capacity. FOB Shipping Point.



Model H520-114
Shown with Model H5SS-IV-45-23
Drum Cone & Model H7SS-23
Clamp Collar on drum.

VERTICAL-LIFT DRUM POURERS			
Product No.	Description	Wt. (lbs.)	Price Ea.
SINGLE STAGE UNITS W/60" DISPENSING HEIGHT			
H515-N-110	Scale-equipped, AC power lift & tilt	837	\$19,120.00
H515-N-114	Scale-equipped, Air power lift & tilt	835	19,190.00
H515-N-115	Scale-equipped, DC power lift & tilt	867	18,810.00
H510-110	AC power lift & tilt, no scale	800	8,360.00
H510-114	Air power lift & tilt, no scale	800	8,430.00
H510-115	DC power lift & tilt, no scale	695	8,050.00
H510	Manual lift & tilt, no scale	590	6,035.00
TWO STAGE UNITS W/106" DISPENSING HEIGHT			
H525-N-110	Scale-equipped, AC power lift & tilt	982	20,070.00
H525-N-114	Scale-equipped, Air power lift & tilt	980	20,140.00
H525-N-115	Scale-equipped, DC power lift & tilt	1012	19,760.00
H520-110	AC power lift & tilt, no scale	858	9,310.00
H520-114	Air power lift & tilt, no scale	858	9,380.00
H520-115	DC power lift & tilt, no scale	858	9,000.00

DRUM ROTATORS



Steel surcharge may apply.

Tilt-To-Load Drum Tumbler

- Load drum at floor level.
- Power-tilt up to rotate position.

Tilt-To-Load Drum Tumbler rotates your closed drums with vigorous corner-over-corner action to thoroughly mix the contents. Load drum at floor level. Secure drum in holder, then use one handle to lift drums and a second handle to control the drum rotation. Drum Tumblers and Control Packages sold separately. Morse Control Packages include a timer, start/stop buttons, red emergency stop button, lockable main disconnect, and wire terminals for external safety interlock switch. FOB Shipping Point.

Specifications...

Rotate steel, plastic or fiber drum 29" to 37"H., 18" to 23.5" dia. Drum rotation is variable from 5 to 20 RPM. AC Motor is 2 HP 60 Hz. Capacity 800 lbs. for a full drum, 400 lbs. for a half-full drum. Half-full capacity is for tilting an unbalanced, bottom-heavy drum. A drum with an unbalanced or shifting load is harder to tilt than a full drum.



Model H310-3



TILT-TO-LOAD DRUM TUMBLER						CONTROL PACKAGE		
Product No.	Motor	Phase	Volts	Wt. (lbs.)	Price Ea.	Product No.	Wt. (lbs.)	Price Ea.
H310-1	TEFC	1	115	950	\$13,160.00	HCP-310-1-115	100	\$2,380.00
H310-3	TEFC	3	230	950	13,050.00	HCP-310-3-230	100	2,160.00
H310-E1	Explosion Proof	1	115	1000	14,410.00	HCP-310-E1-115	100	3,300.00
H310-E3	Explosion Proof	3	230	1000	14,560.00	HCP-310-E3-230	140	3,760.00
H310-A	Air Motor	-	-	1121	12,920.00	included with H310-A		

Guard Enclosure Kits:

Add the Morse Guard Enclosure Kit to meet the OSHA requirement that all drum rotators are enclosed with a safety interlock, so the rotator automatically shuts off if the enclosure is opened. FOB Shipping Point.

GUARD ENCLOSURE KIT			
Product No.	Use with Drum Tumbler	Wt. (lbs.)	Price Ea.
HGEK-310-1	H310-1	400	\$4,260.00
HGEK-310-3	H310-3	400	4,260.00
HGEK-310-E1	H310-E1	400	4,745.00
HGEK-310-E3	H310-E3	400	4,745.00
HGEK-310-A	H310-A	400	4,795.00

Portable Drum Rotator

- Mix contents of a sealed drum.
- Sealed drum mixing eliminates worker exposure and reduces clean-up.

Compact portable industrial drum mixer and drain stand rolls a closed drum on its side to agitate the contents. Utilize important ingredients that would otherwise be in unmixed sediment. Built-in retractable tipping lever to assist loading. Also use as drain stand to dispense from drum. AC Motor is 1/2 HP 60 Hz. Capacity 500 lbs. liquid load and up to 400 lbs. dry load. FOB Shipping Point.

PORTABLE DRUM ROTATOR					
Product No.	RPM	Motor*	Phase	Wt. (lbs.)	Price Ea.
H201/20-1	20	115V	1	159	\$2,415.00
H201VS-1	Variable 10-24	115V	1	176	2,865.00
H201/20-A	20	Air	-	151	2,340.00
H201/20-E1	20	115V Explosion Proof	1	177	3,150.00
H201VS-E1	Variable 10-24	115V Explosion Proof	1	185	3,495.00
H201VS-A	Variable 10-24	Air	-	171	2,810.00

*Also available in 3 phase versions.

Benefits of mixing in closed shipping drums...

- Remix settled ingredients.
- Eliminate transfer, clean-up and special vessels.
- No container to purge between batches.
- Nothing to insert into drum to mix.

Hydra-Lift Drum Roller

- Roll closed steel drum on its side to mix and blend contents.
- Lift drum from floor with built-in hydraulics.

Hydra-Lift Drum Roller accepts a steel drum in upright position. You control the built-in hydraulic system to lift drum and place it quickly and easily for rotation. Start and stop rotation with a second control. Easy ergonomic loading and unloading. Roll drum at 5 to 20 RPM until contents are mixed as desired, then return to vertical to unload. Drum Rollers and Control Packages sold separately. Morse Control Packages include a timer, start/stop buttons, red emergency stop button, lockable main disconnect, and wire terminals for external safety interlock switch. FOB Shipping Point.

Specifications...

Rotate steel drums 6" to 26" dia., max. 40" length. AC Motor is 1 HP 60 Hz. Capacity 1000 lbs. liquid load, 400 lbs. dry load. A shifting dry load exerts greater stress on the drum rotator than the fluid motion of a liquid load.



Model H456-1

HYDRA-LIFT DRUM ROLLER						CONTROL PACKAGE		
Product No.	Motor	Phase	Volts	Wt. (lbs.)	Price Ea.	Product No.	Wt. (lbs.)	Price Ea.
H456-1	TEFC	1	115	579	\$7,100.00	HCP-456-1-115	100	\$2,335.00
H456-3	TEFC	3	230	579	7,200.00	HCP-456-3-230	100	2,040.00
H456-E1	Explosion Proof	1	115	584	7,825.00	HCP-456-E1-115	140	3,300.00
H456-E3	Explosion Proof	3	230	586	7,970.00	HCP-456-E3-230	140	3,835.00
H456-A	Air Motor	-	-	622	6,920.00	included with H456-A		

Guard Enclosure Kits:

Add the Morse Guard Enclosure Kit to meet the OSHA requirement that all drum rotators are enclosed with a safety interlock, so the rotator automatically shuts off if the enclosure is opened. FOB Shipping Point.

GUARD ENCLOSURE KIT			
Product No.	Use with Drum Tumbler	Wt. (lbs.)	Price Ea.
HGEK-456-1	H456-1	375	\$3,565.00
HGEK-456-3	H456-3	375	3,550.00
HGEK-456-E1	H456-E1	375	4,030.00
HGEK-456-E3	H456-E3	375	3,790.00
HGEK-456-A	H456-A	375	4,090.00



Model H201VS-1



Ask about 2-hr and 4-hr fire-rated designs

Outdoor Safety Lockers - Non-Combustible

- Chemical and UV resistant 2-part coating, inside and out.
- Steel doors with 3-point key lock hardware.
- Multiple static grounding connections.

Compliant, durable, and weatherproof lockers provide safe and secure outdoor storage of hazardous materials, chemicals, and waste. Constructed with heavy-gauge steel and an all welded, leakproof secondary containment sump. Units feature removable galvanized steel grate flooring for easy sump inspection and cleaning. Natural draft ventilation with 2 vents. Forklift channels for easy relocation. Includes seismic bolt-down plates. FM approved for storage of Class 1B flammables. Optional accessories include ramps, shelving, lighting and more. FOB Shipping Point.

OUTDOOR SAFETY LOCKERS							
Product No.	No of Drums	Door Opening H x W	Overall Size H x W x D	Sump Cap. (gals.)	Load Cap. (lbs.)	Wt. (lbs.)	Price Ea.
911020	2	54 x 42"	77.5 x 67 x 38"	120	2000	1069	\$10,338.71
911040	4	54 x 42"	77.5 x 67 x 62"	100	4000	1428	12,035.04
911060	6	80 x 42"	99 x 91 x 62"	140	6000	1745	14,291.93
911090	9	80 x 42"	99 x 91 x 86"	198	9000	2203	18,400.36
911120	12	80 x 42"	99 x 84 x 115"	253	12000	2616	21,034.17
911160	16	80 x 42"	99 x 115 x 110"	326	16000	3126	28,131.97



Rigid-Lock QuickBerm® Lite

- Portable berm offers 100% leakproof spill containment to help comply with EPA and SPCC standards.

Versatile spill containment berm features patented Rigid-Lock wall supports to maximize usable space inside the berm. Offers larger storage and working area for oddly shaped machinery, transformers, and other leaky containers. One-piece design sets up fast and easy. Sturdy walls with stainless steel braces and hubs that accept anchors withstand wind loads of up to 40 MPH for reliable containment under high wind conditions. Tough EnGuard™ PVC coated fabric provides broad UV and chemical resistance. Lightweight and folds down for easy storage and reuse to capture overflow spills from refueling operations, hydraulic leaks and breaks, saddle tanks, and leaky batteries. Use with optional grates as a decon station. FOB Shipping Point.

RIGID-LOCK QUICKBERM® LITE					
Product No.	Cap. (gals.)	Interior Size W x L x H	Folded size W x L x H	Wt. (lbs.)	Price Ea.
28370	79	4' x 4' x 8"	16 x 12 x 5"	13	\$260.75
28372	119	4' x 6' x 8"	16 x 14 x 6"	16	399.81
28374	159	4' x 8' x 8"	16 x 14 x 6"	20	543.03
28376	318	8' x 8' x 8"	16 x 14 x 12"	29	642.20
28378	398	8' x 10' x 8"	16 x 14 x 14"	33	853.79

For exterior dimension, add 8" to width and length to account for support and hub.
When selecting a berm size, allow 8" at entry or exit for lowering and raising the wall.



Rigid-Lock QuickBerm®

- Safe, drive-in spill containment for drums, IBC totes, and tanks.

Fluid-tight, single piece construction offers quick and easy set-up - no assembly required. Ergonomic design provides 100% inside berm accessibility with an unobstructed side-to-side floor space for vehicle tires, foot traffic, and cleaning. UV-resistant, durable, modified PVC-coated fabric withstands petroleum, oils, grease, and most acids. Heavy duty grommets permit anchoring under high winds. Helps comply with EPA and SPCC standards. 5 year warranty. FOB Shipping Point.

RIGID-LOCK QUICKBERM®					
Product No.	Cap. (gals.)	Interior Size W x L x H	Folded Size W x L x H	Wt. (lbs.)	Price Ea.
28512	175	4' x 6' x 12"	24 x 24 x 5"	28	\$514.80
28514	235	4' x 8' x 12"	24 x 24 x 6"	34	601.01
28516	355	6' x 8' x 12"	24 x 24 x 12"	38	757.03
28518	475	8' x 8' x 12"	26 x 26 x 12"	45	856.17
28519	745	10' x 10' x 12"	28 x 28 x 12"	60	1,136.75
28522	1075	12' x 12' x 12"	28 x 28 x 12"	74	1,405.68

For exterior dimension, add 8" to width and length to account for support and hub.
When selecting a berm size, allow 12" at entry or exit for lowering and raising the wall.



Patented Rigid-Lock design with built-in stainless steel wall supports lock the sidewalls in a 12" high, 90° vertical position. A simple tug lays the support flat for vehicle drive-in from any angle.



Reinforced CriticalCorner™ features wraparound diagonal radio frequency welds for exceptionally strong structural integrity - prevents unwrapping or sagging.

SPILL CONTROL, SECONDARY CONTAINMENT & SAFETY



Adjustable Spring Safety Gate

• Powder coated.

Adjustable width 22½" to 36". Set screws secure at desired width. Stainless steel torsion spring closes the gate automatically. Spring is tension adjustable and reversible. Helps you comply with OSHA 1910.29 requirements. Powder coated red finish (except spring). Outside tubing 1.37" OD x 12 gauge wall. Mounting channel is 2" x 1" with two mounting holes (hardware not included). Gate with easy mount kit makes it easy to mount directly on your existing hand rail. Two bolt together clamps hold unit securely to hand rail. No drilling required. FOB Shipping Point.



ADJUSTABLE SPRING SAFETY GATE			
Product No.	Size W x D x H	Wt. (lbs.)	Price Ea.
HSGS-R	24 x 3 x 24"	18	\$159.91
ADJUSTABLE SPRING SAFETY GATE WITH EASY MOUNT KIT			
HSGS-R-EM	24 x 3 x 24"	20	199.55

All-Welded Spill Control Platform with Drum Rack



Heavy-gauge steel construction in a drum storage system that position the drums ready for dispensing. 1-Drum unit has 33 gallon sump capacity and 2-Drum unit has 66 gallon sump capacity. Both include 4 way fork-liftable access. FOB Shipping Point.



ALL-WELDED SPILL CONTROL PLATFORM WITH DRUM RACK				
Product No.	Drum Capacity	Size W x L x H	Wt. (lbs.)	Price Ea.
HSST-5125-1D	1 Drum	26 x 51 X 22"	105	\$628.97
HSST-5151-2D	2 Drum	51 x 51 X 22"	170	889.54

All-Welded IBC Containment & Dispensing Station

• Large 400 gallon sump capacity with 10,000 lbs. load capacity.

Heavy gauge steel construction for durability and extended life. Steel grating deck panels are easily removed for cleaning. Includes drain plug and grounding screw. Helps you comply with EPA requirements. Single IBC Unit has a large deck surface for additional storage. Three-piece steel grating deck is 29" high. "Convertible" deck allows IBC to be positioned for dispensing within sump area. Included pail holder shelf attaches conveniently to inside or outside of sump. Double IBC Unit can store 2 IBC's side by side, and has a lower profile for easier access. Four piece removable grating deck is 23" high. Includes 2 removable pail holder shelves. FOB Shipping Point.



HSST-IBC Single Unit

Positioned widthwise, Pail Shelf can be hung outside of sump, allowing extra storage space on deck.

ALL-WELDED IBC CONTAINMENT & DISPENSING STATION				
Product No.	Cap. (gal.)	Description	Overall Size W x L x H	Wt. (lbs.)
HSST-IBC	400	Single IBC Unit	51 x 76 x 29"	625
HSST-IBC-2	400	Double IBC Unit	51 x 99 x 23"	702

All-Welded Spill Control Cart

• Easy clean up.

Sump has a removable steel bar grating deck for easy clean-ups. Chemical resistant 6" non-marking polyurethane casters, two rigid and two swivel. Removable pipe handle with cross brace extends 25" above top of sump. FOB Shipping Point.



ALL-WELDED SPILL CONTROL CART				
Product No.	Drum Capacity	Sump Cap. (gals.)	Wt. (lbs.)	Price Ea.
HSSB-5125-6PYBK	2 Drum	33	170	\$970.51
HSSB512566-6PYBK	2 Drum	66	203	977.69
HSSB-5151-6PY-FL	4 Drum	66	341	1,501.33

All-Steel Spill Control Platforms

Heavy gauge steel construction for storage of materials that are not compatible with plastic. Sumps and ramps have durable powder coated finish. Welded bar grating can be removed for cleaning. FOB Shipping Point.



Fork Liftable
Shown with Optional Ramp
HSST-RAMP

ALL-STEEL SPILL CONTROL PLATFORMS					
FORK LIFTABLE – 10½" HIGH					
Product No.	No. of Drums	Size W x L	Sump Cap. (gals.)	Wt. (lbs.)	Price Ea.
HSST-5125	2	51 x 26"	33	138	\$703.85
HSST-5151	4	51 x 51"	66	259	1,172.43
HSST-5176	6	76½ x 51"	99	381	1,731.94
LOW-PROFILE MODELS – 6½" HIGH					
HSSB-5125	2	51 x 26"	33	125	623.37
HSSB-5151	4	51 x 51"	66	233	1,034.52
HSSB-5176	6	76½ x 51"	99	358	1,606.48

Fork Liftable Ramp

For 10.5"H. HSST-RAMP 33"W x 42"L x 10½"H, Wt. 95 (lbs.) Price Ea. \$366.96

For 6.5"H. HSSB-RAMP 33"W x 36"L x 6½"H, Wt. 70 (lbs.) Price Ea. \$366.96


HSSB-5125

OVERSPILL CONTAINMENT

2 & 4 Drum Hardcovers With SpillPallets®

- Small footprint maximizes storage space.
- Easy roll-up doors allow for both top and side loading of drums.

The convenience of outdoor storage meets the reliability of ENPAC spill containment with the Hardcover. Lockable rolling doors provide access to drums from either side of the unit while offering additional accountability. The base of these products is a fully compliant spill pallets enclosed by a rugged, weather resistant shell. FOB Shipping Point.



H4062-YE Shown with Optional Poly Ramp



H4062-BD

H4064-BD

ENPAC 2 & 4 DRUM HARDCOVERS W/SPILLPALLETS®							
Product No.	Description	Exterior Size L x W x H	Interior Size L x W x H	Sump Cap. (gals.)	Load Cap. (gals.)	Wt. (lbs.)	Price Ea.
H4064-YE	4-drum hardcover	65 x 58 x 69"	49 x 54 x 53.5"	66	6000	269	\$1,768.57
H4062-YE	2-drum hardcover	60 x 37" x 72"	50 x 29" x 51"	58	2000	210	1,544.29

ENPAC OPTIONS						
H5039-BK	Poly ramp	68 x 30 x 12"		1000	65	355.71
H5038-BK	Poly ramp extender	29 x 9 x 7"		1000	9	94.29

BLACK DIAMOND SPILL CONTAINMENT SHED						
Product No.	Description	Size L x W x H	Spill Cap. (gal.)	Load Cap. (lbs.)	Wt. (lbs.)	Price Ea.
H4062-BD	2-Drum	60 x 37½ x 72¾ ¹¹	58	1000	170	\$1,401.43
H4064-BD	4-Drum	60 x 37½ x 72¾ ¹¹	58	1000	170	1,634.29

BLACK DIAMOND SPILL CONTAINMENT SHED WITH DRAIN						
H4062-BD-D	2-Drum	65 x 58 x 69"	66	2000	235	1,425.71
H4064-BD-D	4-Drum	65 x 58 x 69"	66	2000	235	1,657.14

ENPAC 55 Gallon Nestable Drum


- 100% Polyethylene.
- Durable and lightweight.

ENPAC 55 Gallon Nestable Drum is manufactured with yellow polyethylene resin with UV inhibitors. Drum is weather and chemical resistant and has a white lid with a plastic lever-lock band closure. Measures 37.5" High with 23" Top Diameter. 55 gallon spill capacity. FOB Shipping Point.

H1255-YE, Wt. 20 (lbs.) Price Ea. \$127.14



Also available as a spill kit



ENPAC SpillPal®

- Provides spill control for incidental spills that occur in temporary storage of drums, machine parts, tanks and more.

SpillPal is a low profile flexible containment alternative for drip and leak protection. The enclosed foam sidewalls make it easy to load and unload with a hand truck, while the tough industrial fabric can stand up to some of the harshest chemicals. As an added benefit, it can fold up and out of the way when not in use, saving valuable floor space. FOB Shipping Point.

ENPAC SPILLPAL®					
Product No.	Description	Size L x W x H	Cap. (gals.)	Wt. (lbs.)	Price Ea.
H5750-YE	1 drum	2' x 2' x 4"	10	2	\$98.57
H5755-YE	2 drums	2' x 4' x 4"	15	4	184.29
H5760-YE	4 drums	4' x 4' x 4"	30	6.5	260.00
H5765-YE	4 drum in-line	2' x 8' x 4"	30	10.5	307.14
H5770-YE	6 drums	4' x 6' x 4"	45	12.5	387.14
H5775-YE	8 drums	4' x 8' x 4"	60	11.5	468.57

ENPAC Poly-SpillPallet®

- Eliminates costly environmental contamination.
- 100 % UV stabilized structural polyethylene construction has excellent chemical resistance.

The redesigned 4-drum spillpallet has a low-profile sidewall for easy access to drums, as well as removable grates to easily clean the sump in case of a spill. Ideal for chemical storage, satellite hazardous waste collection, in-plant transfer or storage, drum pumping stations and more. Easy handling by forklift or pallet jack from any side. Meets or exceeds all regulatory requirements and is tough enough to be an outdoor storage solution. FOB Shipping Point.



ENPAC POLY-SPILLPALLET®



BLACK DIAMOND SPILLPALLET

ENPAC POLY-SPILLPALLET®					
Product No.	Drain	Drums	Size W x D x H	Wt. (lbs.)	Price Ea.
H5222-YE	No	2	51 x 26 x 21"	45	\$294.29
H5222-YE-D	Yes	2	51 x 26 x 21"	45	327.14
H5400-YE-D	Yes	4	49 x 49 x 8¾"	76	301.43
H5001-YE	No	4	50 x 50 x 17"	88	424.29
H5001-YE-D	Yes	4	50 x 50 x 17"	88	455.71

BLACK DIAMOND SPILL PALLETS						
Product No.	Description	Size L x W x H	Spill Cap. (gal.)	Load Cap. (lbs.)	Wt. (lbs.)	Price Ea.
H5222-BD	2-Drum	51 x 26 x 21" ⁿ	66	1000	47	\$245.71
H5222-BD-D	2-Drum w/Drain	51 x 26 x 21" ⁿ	66	1000	47	265.71
H5400-BD-D	4-Drum w/Drain	49 x 49 x 8½" ⁿ	66	2000	76	272.86

ENPAC Poly-Overpack® 95, 65, 30 and 20 Gallon Salvage Drums



- 95 gallon designed to fit up to 55 gallon drums.
- 65 gallon designed to fit up to 30 gallon drums.
- 30 gallon drum designed to fit up to 16 gallon containers.
- 20 gallon drum designed to fit up to 5 gallon containers.

Meets Group 1 packaging standards and salvage drum regulations. Container allows for easy closure and pickup. 100% UV protected polyethylene provides protection over a wide range of chemicals. No hoop rings, just an easy turn lid! All units are stackable and nestable. FOB Shipping Point.

ENPAC POLY-OVERPACK						
Product No.	Cap. (gals.)	Rated	Dia. Top/Bottom	Height	Wt. (lbs.)	Price Ea.
H1095-YE	95	UN 1H2/X295/S, DOT 49 CFR 173.3(c), EPA, SPCC and NPDES	31.75"/26"	41.5"	47	\$275.71
H1065-YE	65	1H2/X200/S, DOT 40 CFR 173.3	28.5"/23"	37"	45	251.43
H1220-YE	20	UN 1H2/X75/S	21.5 x 17.25"	18.88"	12	88.57
H1230-YE	30	UN 1H2/X136/S	21.5 x 17"	30"	13	98.57



SPILL CONTAINMENT PRODUCTS

Drip Dam™ Leak Diverters

- Fast and efficient response to overhead leaks.
- Lightweight and easy to handle, use, and store.
- Reusable and reliable.

Get instant drip diversion with the new Drip Dam™ Leak Diverter. Available in various and custom sizes. This funnel-style fast response tool will channel away liquids minimizing the risk of slip-and-fall injuries and contamination. A flowrate of over 3 gallons per minute and a convenient hose connector with cap make containing and redirecting drips, drops, and leaks a breeze. Made of durable and resistant PVC, the Drip Dam™ is resistant to water, most chemicals, and punctures allowing for reuse and dependability. Fits 3/4" standard garden hose. FOB Shipping Point.



Additional
and custom
sizes available

DRIP DAM™ LEAK DIVERTERS			
Product No.	Size L x W	Wt. (lbs.)	Price Ea.
H460303-YE	3' x 3'	2	\$47.14
H460306-YE	3' x 6'	4	50.00
H460310-YE	3' x 10'	5	95.71
H460505-YE	5' x 5'	4	54.29
H460606-YE	6' x 6'	5	87.14
H461212-YE	12' x 12'	10	204.29

ENPAC Salvage Drum Spill Kits

- Highly visible containers keep spill response product readily available.
- Various sizes available for Universal, Oil Only and Hazmat applications.

Each kit contains goggles, gloves and instructions. Meets EPA, SPCC and NPDES regulations. FOB Shipping Point.



ENPAC SPILL KITS				
Product No.	Description	Absorbs up to (gals.)	Wt. (lbs.)	Price Ea.
H1320-YE	20 gal. Spill Kit/Universal	11	28	\$157.14
H1322-YE	20 gal. Spill Kit/Oil Only	11	28	157.14
H1330-YE	30 gal. Spill Kit/Universal	23	35	210.00
H1332-YE	30 gal. Spill Kit/Oil Only	23	35	210.00
H1360-YE	65 gal. Spill Kit/Universal	41	97	472.86
H1362-YE	65 gal. Spill Kit/Oil Only	41	97	472.86
H1390-YE	95 gal. Spill Kit/Universal	62	113	541.43
H1392-YE	95 gal. Spill Kit/Oil Only	62	113	541.43
H1350-YE	50 gal. Wheeled Spill Kit/Universal	31	47	450.00
H1352-YE	50 gal. Wheeled Spill Kit/Oil Only	31	47	450.00
H1397-YE	95 gal. Wheeled Spill Kit/Universal	62	116	595.71
H1399-YE	95 gal. Wheeled Spill Kit/Oil Only	62	116	595.71

ENPAC Bag-Style Spill Kits

Compact and portable vehicle response kits for small transportation spills in yellow water resistant nylon bags. Easy-to-use handles and straps provide easy transport and response. Great for fueling locations. **Fast Pack™ Spill Kit Includes...** Size: 8 x 17", 10 – Pads, 2 – 3" x 4" Socks, 8 oz. Baggie of Ensoorb, 1 – Disposal Bag & Ties, 1 Pack of Wipers, 1 pr. Nitrile Gloves, Emergency Response Guide and Instruction Sheet. **Speedy Duffel™ Spill Kit Includes...** Size: 20 x 9 x 19", 20 – Pads, 2 – 10' Socks, 3 – 4' Socks, 8 oz. Baggie of Ensoorb, 1 – Disposal Bag & Ties, 1 pr. Nitrile Gloves, 1 pr. Goggles, Emergency Response Guide and Instruction Sheet. **Spill Pak Kit Includes...** 1 Plastic "Budget Bag", 12 – Pads, 3 – 4' Socks, 1 Disposal Bag & Tie. FOB Shipping Point.



FAST PACK™ SPILL KIT				
Product No.	Description	Absorbs Up To	Wt. (lbs.)	Price Ea.
H1300-YE	8 x 17" Universal	5 gals.	7	\$72.86
H1301-YE	8 x 17" Aggressive	5 gals.	7	82.86
H1302-YE	8 x 17" Oil	5 gals.	7	72.86
SPEEDY DUFFEL™ SPILL KIT				
H1310-YE	20 x 9 x 19" Universal	10 gals.	13	117.14
H1311-YE	20 x 9 x 19" Aggressive	10 gals.	13	147.14
H1312-YE	20 x 9 x 19" Oil	10 gals.	13	117.14
SPILL PAK™				
H13-SP2U	Universal	5 gals.	5	44.29
H13-SP2O	Oil only	5 gals.	5	44.29

ENPAC Storm Sentinel™

- 500 GPM overflow rate helps avoid ponding.

The Storm Sentinel Insert is the sure way to catch oil and sediment headed into storm drains and sewers. -IB models are equipped with a replaceable oil-absorbent media in a screened bag. The Storm Sentinel guards against any potential discharge. Fits any size rectangular catch basin 16 x 28" to 28 x 36" and round basins up to 27-29". Custom sizes are available. Helps comply with NPDES, 40 CFR 122.26 (1999) when used as Best Management Practice in Storm Water Pollution. Requires no special tools to install. FOB Shipping Point.



SPILL PROTECTOR DRAIN COVER				
Product No.	Description	Size W x L x H	Wt. (lbs.)	Price Ea.
H4340	Sediment only, Round	24 x 9 x 23"	2	\$58.57
H4341	Sediment only, Rectangle	24 x 9 x 23"	2	57.14
H4340-IB	Sediment and Oil, Round	24 x 9 x 23"	4	90.00
H4341-IB	Sediment and Oil, Rectangle	24 x 9 x 23"	3	88.57

Folding Duck Ponds™

- The uses are endless! For quick response to leaking machines, preventative maintenance and emergency drips.

Perfect for projects where storage space is limited. Small enough to fit in a cabinet or store on a shelf. Can hold various drum sizes with ease and affordability. Provides both reliable and reusable secondary containment for oils, fluids, and gasoline. Can withstand extreme cold temperatures to -55°F. Features a thin 2" sidewall width and 6" height with a safety-secure strap for easy folding and compact storage to create ample travel space. FOB Shipping Point.



FOLDING DUCK PONDS™			
Product No.	Size L x W x H	Wt. (lbs.)	Price Ea.
H5622-YE-F	2' x 2' x 6"	1	\$171.43
H5623-YE-F	2' x 3' x 6"	3	191.43
H5624-YE-F	2' x 4' x 6"	4	208.57
H5633-YE-F	3' x 3' x 6"	5	235.71
H5644-YE-F	4' x 4' x 6"	6	277.14
H5646-YE-F	4' x 6' x 6"	7	294.29

DRUM SAFETY & BERMS

ENPAC Poly Dolly®



- The only spill containment caddy in the world that can contain a spill and still be mobile after a leak.

With a patented enclosed sump, ergonomic design, and rolled-grip handles for easy tipping, dispensing operations have never been easier.

The deep well holds a 5-gallon pail for dispensing and liquid transfer, while the internal sump contains liquid and allows the dolly to still be transported in case of a spill. Furthermore, it is forkliftable and simple to load. 600 lb. Cap. Measures 69" x 32" x 26.5". FOB Shipping Point.

H5300-YE Wt. 85 (lbs.) Price Ea. \$737.14



ENPAC Poly Rack™ System

- Three part system for maximum containment efficiency.

Poly-Racker™...one-piece polyethylene rack holds 2 - 55 gal. drums-- 100 gal. containment sump. Deep dispensing well holds 5 gal. pails. Forkliftable. Measures 52" x 49" x 23".

Poly-Stacker™...holds 2 - 55 gal. drums and can be stacked with a forklift. Holds up to 2400 lbs. of UDL weight.

Poly-Shelf™...easily attaches to Poly-Stackers and allows simultaneous dispensing from Stacker and Rack of drums. One piece molded polyethylene construction. FOB Shipping Point.

ENPAC POLY RACK™ SYSTEM			
Product No.	Description	Wt. (lbs.)	Price Ea.
H6000-YE	Poly-Racker™	129	\$750.00
H6002-YE	Poly-Stacker™	60	324.29
H6003-YE	Poly-Shelf™	10	130.00

Snap-Up Berm

- Several standard sizes to meet your exact needs.

Versatility and superior chemical resistance says it all with the Black Diamond Snap-Up Berm. Entry to the berm is a snap. Simply remove the triangular stays on the sidewall where necessary, and snap them back into place for ultimate containment. Resistant to a wide array of chemicals, this berm will snap the difficulty out of any job. FOB Shipping Point.




SNAP-UP BERM				
Product No.	Size L x W x H	Spill Cap. (gal.)	Wt. (lbs.)	Price Ea.
HBD-44	4' x 4' x 1'	119	18	\$522.86
HBD-55	5' x 5' x 1'	187	29	620.00
HBD-66	6' x 6' x 1'	269	37	727.14
HBD-1010	10' x 10' x 1'	748	60	1,078.57
HBD-1212	12' x 12' x 1'	1,077	80	1,491.43
HBD-1616	16' x 16' x 1'	1,915	110	1,848.57
HBD-1220	12' x 20' x 1'	1,795	130	1,630.00
HBD-1230	12' x 30' x 1'	2,693	140	2,174.29
HBD-1250	12' x 50' x 1'	4,488	250	3,262.86

ENPAC Low Profile Workstations™



- Perfect for dispensing from your 55-gal. drums or using as a workstation.
- Provides custom secondary containment flooring.

Workstations are modular, low-profile spill pallets that allow you to customize a contained workspace for any situation. All models feature removeable grates for easy access to the sump, and the plastic design will not rust or corrode. Save space and stay compliant with these top sellers. FOB Shipping Point.




ENPAC LOW PROFILE WORKSTATIONS™						
Product No.	No. Drums	Cap. (lbs.) UDL	Sump Cap. (gals.)	Size	Wt. (lbs.)	Price Ea.
H5117-YE	2	3000	25.5	49 x 24 x 6 1/2"H	38	\$155.71
H5116-YE	4	6000	51	49 x 48 x 6 1/2"H	76	314.29
H5115-YE	6	9000	76.5	49 x 72 x 6 1/2"H	114	470.00
H5110-YE	8	12000	102	49 x 96 x 6 1/2"H	152	628.57

ENPAC Snap-Up Stinger Berms™



- The Worldwide Leader in Large, Aggressive and Immediate Spill Response.
- Now available in a 2" L-Bracket sidewall.

ENPAC's Snap-Up Stinger Berms™ lead the industry with a wide range of sizes and capacities for large-scale spill containment. Features excellent rip, tear and puncture resistance for the most demanding application or terrain. Easy to assemble snap-up design permits immediate response. Compact storage and transport with a Fuel/Chemical resistant containment area. Cold rated to -30°F. FOB Shipping Point.




ENPAC SNAP-UP STINGER BERMS™				
Product No.	Size L x W x H	Sump Cap. (gals.)	Wt. (lbs.)	Price Ea.
H48-441-BK-SU	4' x 4' x 1'	119	18	\$694.29
H48-661-BK-SU	6' x 6' x 1'	269	37	887.14
H48-10101-BK-SU	10' x 10' x 1'	748	60	1,474.29
H48-12121-BK-SU	12' x 12' x 1'	1017	80	1,595.71
H48-12201-BK-SU	12' x 20' x 1'	1795	130	2,460.00
H48-12361-BK-SU	12' x 36' x 1'	3231	165	3,484.29
H48-12501-BK-SU	12' x 50' x 1'	4488	250	4,937.14
H48-12601-BK-SU	12' x 60' x 1'	5385	285	6,028.57
H48-20401-BK-SU	20' x 40' x 1'	5984	280	5,770.00
H48-20601-BK-SU	20' x 60' x 1'	8976	600	9,342.86
ENPAC L-BRACKET STINGER BERMS™				
H48-10102-BK-SS	10' x 10' x 2'	1496	180	1,864.29
H48-15152-BK-SS	15' x 15' x 2'	3366	220	3,498.57
H48-20202-BK-SS	20' x 20' x 2'	5984	380	5,607.14

ENPAC Stinger Yellow Jacket™

- Unique snap-up support stays create a sturdy sidewall when unit is open.

Made of HD vinyl-coated polyester, the Stinger Yellow Jacket™ is chemical resistant and stands up to corrosive battery acid and more. Folds up for compact storage and transport. Excellent for various spill containment applications to decontamination. Cold rated to -55°F. FOB Shipping Point.



ENPAC STINGER YELLOW JACKET™				
Product No.	Size L x W x H	Sump Cap. (gals.)	Wt. (lbs.)	Price Ea.
H57-448-YE-SU	4' x 4' x 8"	80	15	\$462.86
H57-668-YE-SU	6' x 6' x 8"	180	24	650.00
H57-888-YE-SU	8' x 8' x 8"	320	31	852.86
H57-10108-YE-SU	10' x 10' x 8"	501	36	955.71


SPILL CONTAINMENT



Drum Decks

- The new modular, locking design allows you to create a compliant 4-drum unit.

The new Black Diamond Drum Decks are the answer for plant safety and compliance. Combine the one drum and the two drum decks for a perfect corner unit. These units are completely nestable and with their space saving technology can be shipped in quantity for less. FOB Shipping Point.



Product No.	Description	DRUM DECKS		Spill Cap. (gal.)	Wt. (lbs.)	Price Ea.
		Size L x W x H				
H5141-BD	1-Drum	30½ x 29½ x 6"		17	4	\$125.71
H5142-BD	2-Drum	30½ x 57 x 6"		33	8	164.29

IBC Roll Top Hardcover Spill Pallet

- Roll top doors provide easy access.
- Stores and contains IBC totes with full compliance.
- Two-sided accessibility.
- Assembly within minutes.

The convenience of outdoor storage meets the reliability of ENPAC spill containment with the hardcover. Lockable rolling doors provide access to IBCs from either side of the unit while offering additional accountability. The base of this product is a fully compliant IBC spill pallet enclosed by a rugged, weather resistant shell. Measures 65 x 65 x 101"H. 8000 lbs. capacity. FOB Shipping Point.



Product No.	Description	IBC ROLL TOP HARDCOVER SPILL PALLET		Spill Cap. (gal.)	Wt. (lbs.)	Price Ea.
H4070-YE	without drain			369	325	\$3,657.14
H4070-YE-D	w/drain			369	325	3,821.43

IBC Containment Pallet

- Forkliftable and nestable.
- Removable grates for cleaning and sump access.

The Black Diamond and ENPAC IBC Pallets fit more than 99% of all IBC units and boasts a 385 gallon sump capacity. Featuring an integrated 5-gallon pail holder, this unit is the most economical, one-piece, polyethylene IBC Pallet on the market. FOB Shipping Point.




Product No.	Description	IBC CONTAINMENT PALLET		Spill Cap. (gal.)	Load Cap. (lbs.)	Wt. (lbs.)	Price Ea.
		Size L x W x H					
H5469-BD	Pallet	73 x 80½ x 29½"		385	3000	176	\$1,417.14
H5469-BD-D	Pallet w/Drain	73 x 80½ x 29½"		385	3000	176	1,447.14
ENPAC CONTAINMENT PALLET							
H5469-YE	Pallet	73 x 80½ x 29½"		385	8000	270	1,822.86
H5469-YE-D	Pallet w/Drain	73 x 80½ x 29½"		385	8000	270	1,851.43

Economy L-Bracket Berm

- Simple, Rugged, Quick, Inexpensive.

The Black Diamond Economy L-Bracket Berm is engineered to be rugged, yet features quick and simple setup, and was designed with your budget in mind. Don't sacrifice form and function for price when the best of both is right in front of you. FOB Shipping Point.



Product No.	Size L x W x H	ECONOMY L-BRACKET BERM		Spill Cap. (gal.)	Wt. (lbs.)	Price Ea.
HBD-44-AL-L	4' x 4' x 1'			119	12	\$277.14
HBD-55-AL-L	5' x 5' x 1'			187	18	297.14
HBD-1010-AL-L	10' x 10' x 1'			748	50	462.86
HBD-1020-AL-L	10' x 20' x 1'			1,496	80	740.00
HBD-1050-AL-L	10' x 50' x 1'			3,740	160	1,572.86

Additional sizes available.

SPILL CONTROL Justrite™

The Drum Management System

- Modules combine efficient drum storage, positive spill control and safe liquid dispensing.
- Meets safety and environmental protection requirements.

Modular system organizes drum storage for maximum efficiency, productivity and cost savings. Handles either 30 or 55 gal. steel drums – Class IB or IC flammables and combustibles. UV protected polyethylene construction provides maximum chemical compatibility and resistance preventing corrosion and deterioration. Contains base, stack and dispensing shelf. Base handles 2 drums with a load capacity of 3000 lbs. Dispensing well conveniently holds either 5 gal. safety cans or 6 gal. pails. Complete with fork channels. Generous 66 gal. “open view” spill containment sump catches spills which are easy to spot and quickly cleaned up. The stack module doubles system capacity holding additional 2 drums – load capacity 1500 lbs. Dispensing shelf with a load capacity of 60 lbs. mounts securely to this module. Base module is EPA and UFC approved. 100% recycled polyethylene. FOB Shipping Point.

Product No.	Description	Sump Cap. (gals.)	Wt. Cap. (lbs.)	Size W x D x H	Wt. (lbs.)	Price Ea.
28667	Base Module	66	3000	49 x 59 x 26"	141	\$1,018.69
28669	Stack Module		1500	49 x 46 x 12"	70	\$72.68
28671	Dispensing Shelf		60	19.5 x 18.75 x 16.5"	8	\$247.51



Spill Containment Pallets

- Keep workers safe from accidental slips indoors.

Seamless construction eliminates leaks, making them ideal for drum filling and dispensing operations. High density polyethylene construction (HDPE) with lead-free UV protectant provides excellent chemical resistance and impact durability for long life. Removable HDPE flat top grates for simplified cleaning (no drain). Load and unload easily with optional ramp. EPA compliant. FOB Shipping Point.



Style Capacity	Size W x D x H	Wt. (lbs.)	Product No. Black	Price Ea.	Product No. Yellow	Price Ea.
2 Drum	51 x 26.25 x 13.75"	52	1620BND	\$332.90	1620ND	\$360.00
3 Drum, In-Line	26.25 x 77.5 x 6.5"	62	-	-	16323	\$82.00
4 Drum, Square	51.5 x 51.5 x 8"	67	1645BND	480.00	1645ND	487.40
4 Drum, In-line	103.5 x 26.5 x 6.5"	64	1647B	456.95	1647	470.15

1689B Black Ramp (not for use with 2 Drum Style), Size: 45.5 x 32 x 8", Wt. 8 (lbs.) Price Ea. \$238.80

Modular Spill Platforms



- Create your own spill-control system for drum filling and dispensing operations.

Seamless construction eliminates leaks. High density polyethylene construction (HDPE) with lead-free UV protectant provides excellent chemical resistance and impact durability for long life. Removable HDPE flat top grates for simplified cleaning (no drain). Load and unload easily with optional ramp. Use optional Sump-to-Sump drain kit to join platforms together and gain full compliance with regulations. FOB Shipping Point.




Style Capacity	Size W x D x H	Wt. (lbs.)	Product No. Black	Price Ea.	Product No. Yellow	Price Ea.
1 Drum	26.25 x 26 x 6.5"	16	1633B	\$132.60	1633	\$133.80
2 Drum	26.25 x 51.5 x 6.5"	32	1632B	210.07	1632	226.77
4 Drum, Square	51.5 x 51.5 x 6.5"	65	1635B	377.00	1635	400.00
6 Drum	78.25 x 51.5 x 6.5"	85	1686B	575.00	1686	602.80
8 Drum	103 x 51.5 x 6.5"	112	1688B	784.92	1688	926.20

1689B Black Ramp (not for use with 1 or 2 Drum Style), Size: 45.5 x 32 x 8", Wt. 8 (lbs.) Price Ea. \$238.80

Dip Tanks

- Portable, safe solution to parts cleaning.
- Features manually operated covers which stay open for convenient access.

Ideal for cleaning parts and subassemblies. Can be easily moved to accommodate changing production requirements. Covers are equipped with self-closing mechanism and fusible link which melts at 165°F to automatically close the cover in case of fire. Constructed of 24 ga., lead-free coated steel and finished in a durable powder paint for long use. FM Approved, UL Listed. FOB Shipping Point.



Product No.	Cap. (gals.)	Size OD x H	Wt. (lbs.)	Price Ea.
27601	1	9 5/8 x 5 1/2"	5	\$111.60
27602	2	9 5/8 x 10"	6	114.73
27603	3 1/2	11 1/8 x 11 1/4"	8	143.01
27605	5	13 1/8 x 13"	10	146.13
27608	8	15 1/8 x 14 1/4"	13	186.40

Steel Spill Pallet

- Rugged and durable for industrial drum storage, including flammable liquids.

Constructed of 12 gauge cold rolled steel with a corrosion resistant blue powder coat finish. Corrugated galvanized steel grating with 1/2" drain holes is removable for easy cleaning. Large forklift pockets in front and back make relocation easy. EPA compliant. FOB Shipping Point.



1640ST



1620ST

Product No.	Description	Sump Cap. (gal.)	Size W x D x H	Wt. (lbs.)	Price Ea.
1620ST	2 Drum	74	51.25 x 27 x 13"	130	\$814.00
1640ST	4 Drum, Square	92	54.25 x 54 x 12"	200	1,115.00

Spill Containment Caddy

- Drum handling safety – mobile dispensing capability and built-in spill containment.
- Ergonomically designed for tipping.

The ideal caddy for either 55 or 30 gal. drums – a double loop strap holds drum securely in place. Transport up to 600 lbs. loads easily and safely. Big, comfortable round handles. Rolls easily on 10" rubber wheels. Oversized 66 gallon spill sump contains the chemical eliminating both the hazards and hassles of a spill. Exclusive “open view” sump design makes clean-up simple and quick. UV protected polyethylene construction provides maximum chemical compatibility. One piece body eliminates leaks. Complies with EPA, OSHA and UFC regulations. FOB Shipping Point.



Product No.	Sump Cap. (gals.)	Wt. Cap. (lbs.)	Size W x D x H	Color	Wt. (lbs.)	Price Ea.
28665	66	1250	32 x 72.25 x 27"	Black	120	\$1,163.29

Document Storage Boxes

- Keep your important papers readily available while protecting them from moisture and dirt.

Safely store manuals and documents in these weather-resistant polyethylene storage boxes. Each box is bright red for high visibility and features a smooth area for labels. Use the label pack provided that includes two blank labels and labels printed “SDS” and “Instruction Manual”. Boxes come with heavy-duty double-sided tape for easy installation. Large size accepts SDS binder, medium and large sized units accept padlock when security is a concern. FOB Shipping Point.



Product No.	Description	Size W x D x H	Lock Hole Dia.	Wt. (lbs.)	Price Ea.
S23303	Medium Top Opening	12 1/2 x 10 1/4 x 2 1/4"	1/4"	2	\$73.33
S23304	Medium Front Opening	14 1/2 x 11 x 2 1/4"	3/8"	3	84.65
S23306	Large Front Opening	15 1/4 x 13 1/8 x 3 1/8"	3/8"	4	102.55

SAFETY CONTAINERS



Justrite™

EcoPolyBlend™ DrumSheds™

• Accepts pallet loads.

• A robust design made of 55% recycled polyethylene.

These weather resistant outdoor DrumSheds™ offer you high performance spill control and help reduce landfills by using recycled products. Features convenient roll top doors allowing access from front or rear. Forklift pockets front and back make it easy to relocate empty sheds. The EPA/SPCC compliant leak proof pallet sump features thick, durable deck grating which removes for easy inspection and clean up of spills. A spacious interior offers ample headspace to accommodate working operations with funnels or pumps. Safety features include grounding capability and integral anchor bolt locations for wind resistance. Molded in lugs accept padlocks for security. Ships fully assembled to save on set-up time. Optional ramp simplifies drum placement. Exceeds EPA, SPCC, NFPA1, and the Int'l Fire Code. FOB Shipping Point.



Product No.	Description	EcoPolyBlend™ DrumSheds™			Percent Recycled	Wt. (lbs.)	Price Ea.
		Sump Cap. (Gals.)	Load Bearing Cap. (lbs.)	Size W x D x H			
28675	DrumShed™ - 2 Drum	67	2500	60¼ x 58½ x 75¼"	50%	292	\$3,265.40
28676	DrumShed™ - 4 Drum	79	5000	60¼ x 68½ x 75¼"	50%	343	\$3,702.40
28679	Pallet Ramp - Black	-	1000	48 x 59¼ x 11¼"	100%	65	\$90.20

EcoPolyBlend™ IBC Pallet

• Ideal for indoor use.

EcoPolyBlend™ IBC Pallet is made of 40% recycled, corrosion resistant polyethylene. It provides compliance to environmental regulations and helps meet green initiatives. Large 372 gallon leak tight sump reliably contains big spills. Sturdy internal pillar supports remove for easy sump cleaning. Forklift pocket front and back makes it simple to reposition empty pallet. Dirt hiding black body keeps indoor facilities looking clean. Exceeds EPA, SPCC, NFPA1, and the Int'l Fire Code. FOB Shipping Point.



Product No.	Description	EcoPolyBlend™ IBC PALLET			Percent Recycled	Wt. (lbs.)	Price Ea.
		Sump Cap. (Gals.)	Load Bearing Cap. (lbs.)	Size W x D x H			
28674	IBC Indoor Pallet	372	9000	55 x 55 x 37½"	40%	357	\$2,546.10

EcoPolyBlend™ IBC Shed with Pallet

EcoPolyBlend™ IBC Shed with Pallet offers reliable and secure outdoor storage for intermediate bulk containers up to 48"W. x 48"D. x 53"H. Robust design is made of eco-friendly, 40% recycled, polyethylene. A large 372 gallon leak proof sump exceeds regulations and protects against large volume spills. Sturdy pillar supports accept a high 9,000 lb. uniformly distributed load and are removable for sump clean-up. The lockable rolltop doors offer dual access with a handy reach pole that conveniently stores on the sidewall. Two-way forklift pockets make it easy to relocate an empty Shed. Exceeds EPA, SPCC, NFPA1, and the Int'l Fire Code. FOB Shipping Point.



Product No.	Description	EcoPolyBlend™ IBC SHED WITH PALLET			Percent Recycled	Wt. (lbs.)	Price Ea.
		Sump Cap. (Gals.)	Load Bearing Cap. (lbs.)	Size W x D x H			
28677	IBC Outdoor Shed	372	9000	60¼ x 68½ x 103¾"	40%	621	\$5,681.40

EcoPolyBlend™ Spill Trays

• Made of 100% recycled polyethylene.

These eco-friendly trays are ideal for catching and containing drips and leaks from small equipment, vehicle batteries, or pouring and filling activities. Lightweight and durable, these rigid polyethylene (HDPE) spill trays have excellent chemical resistance and make clean-up a snap. They feature a ribbed bottom and are rated for service temperature between -30° to 120°F (-34° to 49°C), making them suitable for indoor or outdoor use. FOB Shipping Point.



Product No.	Sump Cap. (Gals.)	ECOPOLYBLEND™ SPILL TRAYS		Wt. (lbs.)	Price Ea.
		Size W x D x H			
28715	12	46 x 16 x 5½"	4		\$90.00
28716	20	38 x 26 x 5½"	5		118.20
28717	20	47½ x 23 x 5½"	6		129.50
28718	23	37¼ x 34 x 5½"	6		137.90
28719	29	47 x 33 x 5½"	8		163.20

Smokers Cease-Fire® Cigarette Butt Receptacle

• The safe and attractive answer to cigarette butt disposal.

• Complete with large capacity galvanized steel liner pail for easy cleaning.

• It's perfect for designated smoking areas, break areas, building entrances, public facilities and recreational areas.



Smokers Cease-Fire® has an innovative design which limits the flow of oxygen to safely and quickly extinguish cigarettes to reduce the risk of fire. Unsightly cigarette litter is hidden away. Covered opening eliminates overflow from rainwater and is sized to easily accept cigarette butts yet discourages other trash. High density polyethylene construction with flame retardant additive and UV protection won't rust, dent, crack or peel. Broad base provides stability while two tie-down notches provide security. Measures 38½"H. x 16½"Dia. Optional burn resistant disposable bucket liner makes cleaning easier than ever. Simply use twist tie to close and discard. Sold 10/pk. FM approved. ADA compliant. FOB Shipping Point.

Product No.	Color	Wt. (lbs.)	Price Ea.
26800	Pewter Gray	12	\$93.75
26800B	Adobe Beige	12	\$93.75
26800D	Deco Black	12	\$93.75
26800T	Terra Cotta	12	\$93.75
26800G	Forest Green	12	\$93.75
26827 Bucket liner (10pk.) Wt. 1.5 (lbs.) Price/Pk. \$43.36			



"Cease Fire®" WASTE RECEPTACLES

• The answer to safe accumulation of waste paper and other solvent free combustibles.

Prevents fires and provides round-the-clock protection. Unique brushed-aluminum head cuts off oxygen supply...fires have no chance. FM approved. FOB Shipping Point.

Product No.	Cap. (gal.)	Size O.D. x HT	Wt. (lbs.)	Price Ea.
26612G	12	15½ x 21"	10	\$155.64
26615G	15	15½ x 25¾"	12	160.67
26630G	30	19½ x 29¾"	28	243.61
26655G	55	24 x 35½"	35	396.53

SPILL CONTROL



Pop-up Pools

- Economical emergency spill containment.

Space-saving, lightweight pools contain spills from punctured saddle tanks, or leaking drums, hydraulic lines, pipes, and machinery. Pools fold tightly and stow easily in trucks or near shipping docks. To open, simply unfold and shake from foam ring top. Embedded foam top raises containment wall as fluid level increases. Durable vinyl fabric is 20% heavier than other models, providing increased abrasion resistance and more reliable seam adhesions. Helps comply with EPA and SPCC standards. FOB Shipping Point.



POP-UP POOLS					
Product No.	Cap. (gals.)	Size Dia. x H	Folded Size W x L x H	Wt. (lbs.)	Price Ea.
28319	20	31 x 11.75"	18 x 12 x 3"	2	\$133.51
28321	66	46 x 14"	18 x 16 x 6"	6	181.75
28323	100	50 x 18.75"	24 x 24 x 3"	11	206.95
28325	150	62 x 16"	24 x 24 x 5"	14	267.88

Ceiling Leak Diverters

- Redirect roof or pipe leaks.

Protect personnel, equipment, and inventory from water damage. Durable, watertight PVC-coated fabric channels leaks to containers or floor drains. Cinched corners offer fast and easy installation. Attach with high strength magnets for steel rafters or use grommets to bungee or zip tie. Simply connect to a standard garden hose to drain water safely away. Flow rate of 3.3 gal/min. FOB Shipping Point.



CEILING LEAK DIVERTERS						
WITH GROMMETS			WITH MAGNETS			
Product No.	Size W x L	Folded Size W x L x H	Wt. (lbs.)	Price Ea.	Product No.	Price Ea.
28300	5' x 5'	18 x 12 x 2"	7	\$62.25	28302	\$206.99
28304	7' x 7'	18 x 16 x 4"	10	116.81	28306	255.52
28308	10' x 10'	18 x 16 x 6"	15	229.11	28310	390.87
28312	12' x 12'	18 x 16 x 6"	23	442.32	28314	699.05
28315	15' x 15'	18 x 16 x 10"	35	471.27	-	-
28318	20' x 20'	18 x 16 x 14"	65	542.51	-	-



Drip Pads

- Capture oil leaks and drips before they create a hazardous situation.

Flexible, portable pads feature replaceable, oil-only sorbent within a welded leakproof barrier. Patented design includes a coated mesh outer layer to trap coarse debris. Use under leaky machinery and pipes. Made from UV- and chemical resistant modified PVC - rated for drive over applications. Grommets permit anchoring when used outdoors under vehicles. Outer shell is reusable with optional refill sorbent packs. FOB Shipping Point.

DRIP PADS					
Product No.	Description	Cap. (gals.)	Size W x L	Wt. (lbs.)	Price Ea.
28458	Drip Pad with 5-Pack Sorbents	1 1/4	21 x 23"	4	\$121.20
28459	Extended Drip Pad with 5-Pack Sorbents	1 1/4	24 x 36"	8	155.41
28460	Drip Pad 5-Pack Refill	1 1/4	15 x 19"	2	20.36
28461	Extended Drip Pad 5-Pack Refill	1 1/4	30 x 52"	4	55.37

Maintenance Spill Berms

- Flexible spill containment anywhere.

Quickly contain minor spills and leaks during temporary storage of drums, machine parts, batteries, and equipment. No assembly required—simply unfold and use. Encased urethane foam sidewalls offer easy roll-through access without the need for a ramp. Walls quickly spring back into place. Lightweight PVC coated fabric provides broad UV and chemical resistance. FOB Shipping Point.



MAINTENANCE SPILL BERMS						
Product No.	Cap. (gals.)	Interior Size W x L	Folded Size W x L x H	Sidewall Height	Wt. (lbs.)	Price Ea.
28414	5	2' x 2'	30 x 30 x 2"	2"	8	\$218.47
28400	10	2' x 2'	30 x 30 x 4"	4"	10	406.75
28416	10	2' x 4'	30 x 54 x 2"	2"	10	247.99
28402	20	2' x 4'	16 x 30 x 16"	4"	12	449.67
28404	40	2' x 8'	28 x 28 x 16"	4"	18	557.00
28408	60	4' x 6'	24 x 24 x 16"	4"	26	593.51
28421	40	4' x 8'	30 x 30 x 12"	2"	28	447.24
28410	80	4' x 8'	36 x 36 x 16"	4"	32	639.35
28424	135	10' x 11'	28 x 28 x 16"	2"	50	640.39

For exterior dimension on 4" models, add 12" to width and length.
For exterior dimension on 2" models, add 6" to width and length.



QuickBerm® Lite

- Portable, lightweight berm opens instantly for emergency spill response.

Leakproof, tough vinyl coated fabric provides broad UV and chemical resistance that withstands repeated usage. Folds down for easy storage in trucks, emergency vehicles, and spill kits. Helps comply with EPA and SPCC standards. FOB Shipping Point.

Great For:

- Saddle tank ruptures
- Personnel and small equipment decon
- Fuel tank overspill protection
- Hydraulic leaks and breaks
- Battery or transformer storage



QUICKBERM® LITE						
Product No.	Cap. (gals.)	Interior Size W x L x H	Nominal Working Space W x L x H	Folded Size W x L x H	Wt. (lbs.)	Price Ea.
28556	79	4' x 4' x 8"	2½' x 2½' x 8"	16 x 12 x 5"	10	\$291.09
28558	119	4' x 6' x 8"	2½' x 4½' x 8"	16 x 14 x 6"	12	377.68
28564	159	4' x 8' x 8"	2½' x 6½' x 8"	16 x 14 x 6"	15	502.20
28566	318	8' x 8' x 8"	6½' x 6½' x 8"	16 x 14 x 12"	22	600.23
28568	398	8' x 10' x 8"	6½' x 8½' x 8"	16 x 14 x 14"	25	797.81

Mini-Berm Flex Tray

- Compact, portable spill control for harsh and hazardous chemicals.

Safe and reliable for tabletop parts cleaning and fluid transfer operations involving petroleum products and acids. Mini-Berm Flex Tray is made from a robust modified PVC-coated fabric. It features rigid corner supports and sturdy foam walls. Each berm comes with a 1" NPT drain fitting. Simply attach hose and transfer fluids for disposal. Easy to fold and store. Utility strap included. FOB Shipping Point.



MINI-BERM FLEX TRAY					
Product No.	Cap. (gals.)	Interior Size W x L x H	Folded Size W x L x H	Wt. (lbs.)	Price Ea.
28442	30	3' x 3' x 6"	5 x 50 x 7"	5	\$255.57
28444	55	4' x 4' x 6"	5 x 62 x 7"	7	312.09
28446	70	4' x 5' x 6"	8 x 60 x 8"	12	341.17
28448	110	5' x 6' x 6"	8 x 62 x 8"	18	482.68

SPILL KITS & SORBENT PRODUCTS



Contractors Grade Polypropylene Sorbents

• Budget friendly basic sorbent pads and rolls.

Perfect for general application and dimpled material provides quick wicking power and economy all in one. Universal sorbents used for both water and oil based liquids. Dimples add fast wicking power. Perforations allow you to use just what you need. Pads perforated at 7½" up the center and rolls are perforated at 7½" vertically and 17" horizontally. FOB Shipping Point.



Universal Sorbent

Oil Selective Sorbent

CONTRACTORS GRADE POLYPROPYLENE SORBENTS				
Product No.	Description	Absorbs up to	Wt. (lbs.)	Price Ea.
H4406	Universal Sorbent Pads, 18" x 15" - 100/bale	20	9	\$64.81
H4426	Universal Sorbent Roll, 30" x 150' - 1 per bale	40	18	140.26
H7706	Oil Selective Sorbent Pads, 18" x 15" - 100/bale	20	9	62.07
H7726	Oil Selective Sorbent Roll, 30" x 150' - 1 per bale	40	18	128.07

Spill Kits

• WYK Spill Response Kits for every application.

WYK Spill Kits help meet requirements of OSHA 1910.22, Parts 1, 2, & 3 on walking and working surfaces. Free full color wall poster available with your purchase - call for details. Don't see what you want, just ask and receive a free quote on what your specific application needs. For small spills and drips up to 14 gallons capacity WYK Mini Spill Kits and Vehicle Spill Kits are perfect. H1505 kit features a "Caution Sign" on the back of the pail for use as a "Slippery Floor" sign. FOB Shipping Point.



HAL3201



H1503



H1501 & H1701



H1502 & H1702



H1505



Back View of H1505 & H1705

SPILL RESPONSE & CLEANUP KITS FOR SMALL SPILLS & DRIPS				
Product No.	Description	Absorbs up to	Wt. (lbs.)	Price Ea.
HAL3201	Battery Maintenance & Cleaning Kit	0.6	19	\$197.61
HAS1503	Acid Safe Neutralizer Mini Spill Kit Contains: Acid Safe sorbents, gloves, goggles, apron, mini-broom & dustpan & disposal bag/4 pack	0.2	4	223.54
H1503	Universal Mini Spill Kit Contains: Carton sorbent, gloves, goggles, apron, mini-broom & dustpan & disposal bag - 6 Mini Kits per case	2	16	148.11
VEHICLE & WORK STATION SPILL KITS				
H1501	Universal Kit in Yellow Nylon Bag	6	8	83.67
H1701	Oil Selective Kit in Yellow Nylon Bag	6	8	69.14
H1502	Universal Kit in a Clear Zippered Bag	7	8	77.00
H1702	Oil Selective Kit in a Clear Zippered Bag	7	8	77.09
H1505	Universal Kit in a UN/DOT White Screw Top 6.5 Gal. Pail	6	14	118.64
H1705	Oil Selective Kit in a UN/DOT White Screw Top 6.5 Gal. Pail	6	9	119.04

High Efficiency WYK Brand Sorbents

• WYK brand granular sorbents & socks/pillows.

Proven sorbent technology since 1967. Instantly leaves surfaces clean and 100% dry. Concentrated sorbent absorbs and solidifies liquids. Provides traction on slippery surfaces. Nothing dries the floor better or faster. Try a sample for free - call for information. FOB Shipping Point.



H500



H510



H600



H641

HIGH EFFICIENCY WYK BRAND SORBENTS				
Product No.	Description	Absorbs up to	Wt. (lbs.)	Price Ea.
H500	Safety Sorbent 2 Quart Shaker Cartons - 12 per case	4	33	\$29.47
H510	Safety Sorbent Plastic Bag - 25 lbs. ea.	3	26	19.64
H600	WYK Sorbent Socks 4" x 48" - 15 per case	10	11	93.89
H641	WYK Sorbent Pillows 10" x 10" x 2" - 15 per case	10	11	78.97

Larger Spill Drum Kits

• Easy to use and higher capacities.

Great for larger spills. The 14 to 95 gallon drums offer best in visibility, ease of use and higher sorbent capacities. Other sizes available. FOB Shipping Point.



H1520 & H1720



H1593 & H1793



H1555 & H1755

LARGER SPILL DRUM KITS				
Product No.	Description	Absorbs up to	Wt. (lbs.)	Price Ea.
H1520	Universal Yellow 20 Gallon UN/DOT Drum Kit	12	22	\$265.57
H1720	Oil Selective Yellow 20 Gallon UN/DOT Drum Kit	13	24	275.79
H1593	Universal 50 Gallon Two Wheel Yellow Tilt Cart (Fits thru narrow doorways)	33	70	848.19
H1793	Oil Selective 50 Gallon Two Wheel Yellow Tilt Cart (Fits thru narrow doorways)	36	70	896.11
H1555	Universal Yellow 55 Gallon UN/DOT Drum Kit	53	70	492.86
H1755	Oil Selective Yellow 55 Gallon UN/DOT Drum Kit	52	65	534.29

All spill kit illustrations are shown as "Universal". The gray sorbents changes to white sorbents on Oil Select Kits.

SAFETY WASH EQUIPMENT

Self-Contained Portable Emergency Eye Wash

- 16 gallon high density green polyethylene tank.

Unit can be counter or wall mounted with no plumbing required. Unit ships with 8 oz. bottle of bacteriostatic additive, wall mount bracket, drain hose and signage. Meets ANSI Z358.1.

FOB Shipping Point.

HG1540 Portable Eye Wash.

Wt. 17 (lbs.) Price Ea. \$344.32

HG1540BA 8 oz. Bottle of Bacteriostatic Additive.

Wt. 1 (lbs.) Price Ea. \$19.92



Eyewash/Drench Hose Units

- Ideal where bowl-type units cannot be used.
- Serves as both an eye wash unit and a drench hose as well.

Features a ABS plastic outlet head with a removable flip top cover, polyurethane filter and volume control. ETL certified. FOB Shipping Point.

Dual Head Eye Wash-Drench Hose.

Features 2 GS-Plus Spray heads, 8' reinforced PVC hose and chrome plated squeeze valve with locking clip. Serves as a drench hose or a primary eye wash.

HG5026 Wall Mounted. Wt 4 (lbs.) Price Ea. \$422.74

HG5022 Deck Mounted. Wt. 4 (lbs.) Price Ea. \$452.78

Hand-Held Drench Hose.

Single outlet head is held in a wall mounted bracket (provided) for use as a secondary eye/face wash, or may be used as a body spray. Features a 1/2" IPS ball valve operated by a squeeze handle.

HG5025 Wall Mounted Drench Hose Wt. 3 (lbs.) Price Ea. \$273.20

COMBINATION Emergency Shower and Eyewash

- Provides complete personnel protection in a single unit.
- Combination units are available with eyewashes or eye/face washes.

Each station features a drench shower for full-body coverage and an eye wash. Units are supplied with 1/2" IPS chrome plated stay-open ball valve operated by cast aluminum push handle. Drench shower has an orange ABS plastic shower head and 1" IPS stay-open ball valve operated by a pull rod and handle. Furnished with intermediate piping, fittings and aluminum floor flanges. ETL certified. FOB Shipping Point.

Product No.	No. Heads	Bowl	Wt. (lbs.)	Price Ea.
HG1902	2	Stainless steel	40	\$1,050.89
HG1902HFC*	2	Stainless steel	42	1,133.55
HG1902P	2	ABS plastic	39	942.40
HG1902PHFC*	2	ABS plastic	41	1,025.08
HG1902BC-2	2	Stainless steel & cover	43	1,311.43

*Hand foot control frees user hands to remove contaminated clothing.



Eye Safe Faucet Mounted Eye Washes

HG1100 used on a standard faucet or the HG1101 used on a gooseneck faucet can serve double-duty as an emergency eye wash with limitless water supply. No expensive plumbing changes and won't interfere with normal faucet operation. Pull faucet stem toward you to activate eyewash. Complete with float-off dust covers. Fully factory assembled and water tested. Faucet mounted eye washes are classified as personal eye washes, but do not meet the requirements as a primary eye wash. FOB Shipping Point.

Product No.	Description	Wt. (lbs.)	Price Ea.
HG1100	Outlet heads 3" apart	1	\$118.98
HG1101	Outlet heads 5" apart	1	136.69

Emergency Drench Shower

- Quickly flushes away contaminants from the entire body.
- Complete with a long-wearing corrosion-resistant ABS plastic shower head.

Fast-action emergency showers provide instant flooding action. Contaminants are rinsed away quickly and completely by a torrent of water released over a wide area. 1" IPS stay-open ball valve is operated by pull rod and handle...shower operates until handle is pushed up to close valve. 1" IPS inlet. ETL certified. FOB Shipping Point.

Product No.	Description	Wt. (lbs.)	Price Ea.
HG1643	Horizontally mounted	7	\$282.38
HG1635	Vertically mounted	6	270.54

Replacement Spray Head for Eyewash Units

- Features impact resistant ABS plastic construction.
- Designed to provide a soft, full spray of water.

HAP470-001 Eye Wash Spray Head Wt. 1/4 (lb.) Price Ea. \$24.15

HAP470-021 Eye/Face Wash Spray Head

Wt. 1/4 (lb.) Price Ea. \$34.65



EYEWASH AND EYE/FACE Wash Units

- Flushes away contaminants from the eyes and face.
- Water is directed from several different angles to ensure complete coverage of the affected areas.

These units instantly flood the eyes and face with a wide Gentle Spray of water when activated. Complete with 1/2" IPS stay-open ball valve-- eye wash operates until valve is manually closed. 1/2" IPS inlet, 1 1/4" IPS outlet. ETL certified.

FOB Shipping Point.

Wall-Mounted Eye Wash with Bowl.

Complete with two GS-Plus Spray heads, bowl and aluminum wall bracket.

HG1814P Orange ABS Plastic Bowl.

Wt. 6 (lbs.) Price Ea. \$302.35

HG1814 Satin finish stainless steel.

Wt. 7 (lbs.) Price Ea. \$387.18

HG1814BC Stainless Steel Bowl and Cover.

Wt. 8 (lbs.) Price Ea. \$647.72

Wall-Mounted Eye-Face Wash.

Complete with two FS-Plus Spray heads, bowl and aluminum wall bracket.

HG1750P Orange ABS Plastic Bowl.

Wt. 6 (lbs.) Price Ea. \$349.75

HG1750 Stainless Steel Bowl Wt. 7 (lbs.)

Price Ea. \$438.11

Pedestal-Mounted Eye Wash.

Complete with two GS-Plus Spray heads, bowl, aluminum floor flange and intermediate piping.

HG1825P Orange ABS Plastic Bowl.

Wt. 17 (lbs.) Price Ea. \$404.05

HG1825 Stainless Steel Bowl Wt.18 (lbs.)

Price Ea. \$517.58

HG1825BC Stainless Steel Bowl with Dust Cover.

Wt. 19 (lbs.) Price Ea. \$778.12

Pedestal-Mounted Eye/Face Wash.

HG1760P Orange ABS Plastic Bowl.

Wt. 16 (lbs.) Price Ea. \$470.52

HG1760 Stainless Steel Bowl

Wt. 16 (lbs.) Price Ea. \$555.86

Portable "Keg" Style Eye Wash/Drench Hose Unit

- Take emergency eye wash equipment right to the job site.
- Durable stainless steel tank units feature built-in pressure gauges and automatic pressure relief valves.

Features carrying handles, air intake fitting, pressure gauge and automatic pressure relief valve. Eye wash spray head assembly has 2 Gentle Spray outlet heads with "flip-top" dust covers mounted on chrome plated brass supply arms. Activated by a 1/2" IPS chrome plated brass stay-open ball valve with cast aluminum flag handle. 6' hand-held reinforced PVC drench hose activated by chrome plated squeeze valve. Unit runs for a full 15 minutes. Includes 8 oz. bottle of bacteriostatic additive. Fully factory assembled and water tested. Eye wash meets ANSI Z358.1 standard as primary eye wash. Complete with ANSI compliant identification sign. FOB Shipping Point.

HG1562 15 Gallon Cap. Wt. 45 (lbs.) Price Ea. \$1,568.83

HG1540BA 8 oz. Bottle of Bacteriostatic Additive, Wt. 1 (lb.) Price Ea. \$19.92

HG1562HC Wheel Stainless Steel Handcart, Wt. 37 (lbs.) Price Ea. \$414.85



Minimum Order \$80.00

EYEWASHES



HALO™ Wall Mount Eye & Eye/Facewash Series

- Available with stainless steel bowl and SS dust cover for corrosive, high abuse environments.

Wall mount eyewash and eye/facewash feature Halo sprayheads, integral strainers, and powder coated Hi-Viz safety yellow for easy visual identification. Aquaduct™ self-draining design eliminates bacteria growth from standing fluid. Integral clear see-through dust cover (shown) keeps device free of debris and ready for use. Eye/Facewash provides 20% better facial coverage than any other unit in an emergency. Eyewash features flip open dust caps. Retrofit kits are available to upgrade existing installations. UL Classified to meet ANSI/ISEA Z358.1. FOB Shipping Point.



HS19224PDCFW



HS19224B

HALO™ WALL MOUNT EYE & EYE/FACEWASH SERIES			
Product No.	Description	Wt. (lbs.)	Price Ea.
HS19224PDCFW	Eye/Facewash, Plastic Bowl, Dust Cover	14	\$649.11
HS19224B	Eyewash, Stainless Steel Bowl	14	\$22.07
HS19224EW	Eyewash, Plastic Bowl	13	\$82.31
HS19224PDC	Eyewash, Plastic Bowl, Dust Cover	18	\$45.16
HS19224DCFW	Eye/Facewash, SS Bowl, Dust Cover	18	\$55.19



Portable/Pressurized Eyewash

- Stainless steel pressure tanks.
- Transport cart available for easy mobility.



Stainless steel pressure tanks include tire filler valve with 0-160 PSI air gauge, pressure relief valve to prevent over pressurization and built in carry handles for easy transportation. Eyewash assembly includes twin eyewash heads with a flow control and pop-off dust covers. Eyewash activates by a large stainless steel push handle with a stay-open ball valve. A supplemental hose spray for face and body rinse has a 8' yellow hose with hand-held squeeze valve. Eyewashes maintain minimum 15 minute water flow. Retrofit heater jackets provide freeze protection down to -10°F (-23°C) for eyewash - does not include drench hose. UL Classified to meet ANSI/ISEA Z358.1. FOB Shipping Point.

PORTABLE/PRESSURIZED EYEWASH			
Product No.	Description	Wt. (lbs.)	Price Ea.
HS19-690	10-Gallon Eyewash and Drench Hose	33	\$2,099.79
HS19-690H*	10-Gallon with Heater Jacket	33	2,099.79
HS19-788	15-Gallon Eyewash and Drench Hose	35	2,337.72
HS19-788H*	15-Gallon with Heater Jacket	36	2,337.72
HS19-690A	S.S. Transport Cart	12	398.48

*Does not include drench hose.




Faucet Mount Eyewash

- Installs easily and quickly on standard and gooseneck type faucet.

Handy faucet mount eyewash features twin sprayheads with flow control and pop-off dust caps. Safety sign and inspection tag are included. Easily activated by an actuator pin on adapter. Faucet functions normally when pin is in closed position. UL Classified to meet ANSI/ISEA ANSI/ISEAZ358.1. FOB Shipping Point.

HS19-200B Faucet Mount Eyewash
Wt. 2 (lbs.) Price Ea. \$125.91



On-Site® Gravity-Fed Eyewash & Transport Cart

- Tamper-proof, clear see-through tank makes visual inspections fast and easy.

High visibility yellow color for easy identification of eyewash location. Lightweight unit weighs only 60 lbs. when full for easy transportation. Mounts to wall, counter top or waste cart. Eyewash activates when tray is pulled down, shuts off when raised to avoid costly accidental discharges. Spray heads provide a 15 minute flush at 0.4 gal/minute. Includes safety sign and inspection tag. UL Classified to meet ANSI/ISEA Z358.1. Optional transport cart features rigid casters in front and locking swivel casters in back for ease of mobility. Refill Kit includes 9 liners, an Emergency Inspection Tag and a replacement cap. FOB Shipping Point.



ON-SITE® GRAVITY-FED EYEWASH & TRANSPORT CART			
Product No.	Description	Wt. (lbs.)	Price Ea.
HS19-921	Gravity-Fed Eyewash	19	\$477.03
HS19-921H	Gravity-Fed Eyewash with Heater Jacket	25	2,006.63
HS19-949	Refill Kit	2	20.07
HS19-399	Transport Cart	40	571.73

Surcharges may apply.

EX SURE-GRIP® SAFETY CABINETS



Sure-Grip® EX Safety Cabinet

Sturdy, 18-gauge double wall steel with 1½" of insulating air space

Fully welded, not riveted for longer life and greater fire protection

Trilingual Warning

Durable Powder Paint Finish

Continuous piano hinge for smooth closure

Dual 2" vents with flame arresters

Adjustable leveling feet and grounding connector

2" leakproof sump contains spills

Fusible links hold doors wide open and melt at 165° F for automatic closure



Manual close
30-gallon



Self-close

Patented, concealed self-close mechanism maximizes available shelf space. Self-indexing doors guarantee they will close in sequence and assure a tight closure from top to bottom.

Self-close door style meets the Uniform Fire Code

Fail-safe closing mechanism ensures 3-point self-latching system works first time, every time. Three durable stainless steel bullet latches offer optimum longevity with increased heat resistance.



SpillSlope™ shelves safely direct leaks to back and bottom. Adjust on 3" centers. Meets ANSI standards with a 350lb. safe allowable load.

EXtra Safe



EXtra Secure



Exclusive Haz-Alert™ reflective labeling for high visibility under fire conditions or power outages.

Firefighter friendly...helps emergency personnel easily isolate volatile liquids



Exclusive U-Loc™ handle includes double key set or can be padlocked (optional) for greater security. Non-protruding, flush design reduces dangerous "catches" from passing traffic. Slip-resistant strip under handle offers greater control and easy fingertip operation.



Reflective Safety Band is zone positioned to alert firefighters when crawling in smoke filled areas (visible as smoke rises)



Sure-Grip® EX Safety Cabinet

- FM approved cabinets are constructed of sturdy, double-walled 18 ga. steel with 1½" of insulating air space for fire resistance.
- Attractive flush-mounted handle -- ideal in tight spaces and less prone to damage in shipping. Reduces "accidental bangs" from passing traffic.

Fingertip control with an exclusive slip resistant textured lining on the inside of handle. U-Loc™ handle style accepts optional padlock or can be key locked. Self-latching handle ensures engagement of 3-point latch for protection under fire conditions. Radiused corners on doors for added safety. Haz-Alert™ reflective labeling system provides high visibility under fire conditions or power outages. OSHA and NFPA compliant safety cabinets provide safe, secure storage and organization for flammable liquids. They minimize employee exposure, reduce fire risks and add to efficiency when positioned near points-of-use. FOB Shipping Point.

Product No.	No. of Doors	Cap. (gal.)	Door Type	No. Adj. Shelves	Size H x W x D	Wt. (lbs.)	Price Ea.
893000	2	30	Manual	1	44 x 43 x 18"	231	\$1,040.44
893020	2	30	Self-close	1	44 x 43 x 18"	237	1,196.51
893080	1	30	Sliding, self-close	1	44 x 43 x 18"	246	1,636.58
893300	2	30	Manual	1	35 x 36 x 24"	204	1,293.07
894500	2	45	Manual	2	65 x 43 x 18"	310	1,355.32
894520	2	45	Self-close	2	65 x 43 x 18"	313	1,558.63
896000	2	60	Manual	2	65 x 34 x 34"	387	1,597.45
896020	2	60	Self-close	2	65 x 34 x 34"	392	1,837.07

EX SPECIALTY SURE-GRIP® SAFETY CABINETS



EXtra Safe EXtra Secure

Includes Extra Safe and Extra Secure features.

Countertop Cabinet

- Ideal when space is at a premium.
- Good for point-of-use storage of small amounts of flammables.

FOB Shipping Point.



The "Compac" Cabinet

- Conveniently-sized cabinet safely holds up to 15 gallons of flammable or combustible liquids.
- Ideal under a counter or as a stand-alone. FM approved. FOB Shipping Point.



COUNTERTOP CABINET						
Product No.	Cap. (gal.)	Door Type	No. Adj. Shelves	Size H x W x D	Wt. (lbs.)	Price Ea.
890400	4	1 door, manual	1	22 x 17 x 17"	62	\$612.22
890420	4	1 door, self-closing	1	22 x 17 x 17"	62	704.06
"COMPAC" CABINET						
891500	15	1 door, manual	1	44 x 23½ x 18"	154	883.23
891200	12	1 door, manual	1	35 x 23½ x 18"	129	764.51
891220	12	1 door, self-closing	1	35 x 23½ x 18"	131	879.18

Piggyback Cabinet

- Designed to mount on the standard 30 or 45 gallon safety cabinets.
- Can be used singly or stacked to provide expanded or segregated storage of flammables.


Piggyback units lend themselves to wall-mounting or countertop use. FM Approved. FOB Shipping Point.



Slimline Cabinets

- Turns tight quarters into storage space with its small footprint.
- Safety and convenience are built into its compact design.

Where workspace is a premium, Slimline is the answer. Features sturdy 18 ga. welded steel, double door construction with OSHA compliant 1½" insulating air space to ensure maximum fire resistance. This 22 gallon capacity cabinet has all the advantages of a larger cabinet in a compact design. Sure-Grip® handle -- self latching paddle style handle offers easy fingertip access to contents. Exclusive gripper pad provides secure hold. FOB Shipping Point.



Product No.	Door Type	No. Adj. Shelves	Size H x W x D	Wt. (lbs.)	Price Ea.
892200	Manual	3	65 x 23 x 18"	200	\$1,138.25
892220	Self-closing	3	65 x 23 x 18"	200	1,309.03



Drum & Cradle Not Included



Optional Ramp

DRUM Storage Cabinet

- Store 30 or 55-gal. drum in either the horizontal or vertical position.
- Automatic closing models feature sequential door closure mechanism protected with a fusible link activated device.

Units with rollers facilitate movement of heavy drums. Optional Ramp with tread design fits securely over sill to make loading drums easier. FOB Shipping Point.

HORIZONTAL DRUM STORAGE					
Product No.	Cap. (gal.)	Door Type	Size H x W x D	Wt. (lbs.)	Price Ea.
899300	55	2 door, manual	50 x 30 x 48"	371	\$2,286.25
899320	55	2 door, self-closing	50 x 30 x 48"	388	2,629.18
VERTICAL DRUM STORAGE					
896200	55	2 door, manual	65 x 34 x 34"	397	1,720.32
896220	55	2 door, self-closing	65 x 34 x 34"	400	1,978.38
VERTICAL DRUM STORAGE WITH DRUM ROLLERS					
896260	55	2 door, manual	65 x 34 x 34"	425	1,943.96
896270	55	2 door, self-closing	65 x 34 x 34"	425	2,235.56
899160*	2-55	2 door, manual	65 x 59 x 34"	781	3,452.35

25932 Optional Ramp Wt. 30 (lbs.) Price Ea. \$568.72

*Codes state that not more than 60 gallons may be Class I and Class II liquids.



Undercounter & Wall Mount Cabinets

- Utilize wasted space with this undercounter cabinet.
- Narrow depth wall mount cabinet comes complete with mounting hardware.

Vent openings in back wall. FM approved. Wall mounted cabinet is ideal for storing small containers without taking up extra floor space. FOB Shipping Point.

UNDERCOUNTER CABINET						
Product No.	Cap. (gal.)	Door Type	No. Adj. Shelves	Size H x W x D	Wt. (lbs.)	Price Ea.
892300	22	2 door, manual	1	35 x 35 x 22"	190	\$1,030.75
892320	22	2 door, self-closing	1	35 x 35 x 22"	204	1,185.36
WALL MOUNTED CABINET						
893400	20	2 door, manual	3	44 x 43 x 12"	221	1,193.04

SAFETY & SECURITY CABINETS



24180



893002

Acid Storage Cabinets

Steel Acid Cabinet...double walled 18 ga. with 1½" insulating air space making them ideal for storage of flammable corrosive liquids. FM approved, meets OSHA.
Polyethylene Corrosive Storage Cabinets...maximum protection against leaks and exceptional chemical resistance against highly aggressive liquids. Suitable for hydrochloric, sulfuric or nitric acid, or bases like sodium, potassium or calcium hydroxide. FOB Shipping Point.

Product No.	Cap. (gal.)	Door Type	No. Adj. Shelves	Size H x W x D	Wt. (lbs.)	Price Ea.
893002	30	2 door, manual steel	1	44 x 43 x 18"	239	\$1,297.52
894502	45	2 door, manual steel	2	65 x 43 x 18"	301	1,690.26
894522	45	2 door, self-closing, steel	2	65 x 43 x 18"	303	1,943.81

Not recommended for storage of phenol, nitric acid or sulfuric acid.

POLYETHYLENE CORROSIVE STORAGE CABINETS

24180	36-2½ liter bottles	2 door, manual	2	35 x 36 x 25"	106	1,475.35
-------	---------------------	----------------	---	---------------	-----	----------

Hazardous Materials Safety Cabinets

- Identify and safely store hazardous materials such as acids, bases, oxidizers, or toxic materials.

High-performance cabinets feature all-welded, 18 gauge double walled steel construction with 1½" air space, a 2" leakproof sump, U-Loc™ handle, dual vents with flame arresters, adjustable self-leveling feet, and ground wire connector. Application-specific labels identify contents to safely store and segregate incompatible chemicals. Self closing doors with a three-point, stainless steel bullet latching system securely close for maximum protection under fire conditions. They self-index and self-latch to close in sequence to ensure a tight closure from top to bottom. For increased chemical resistance against leaks or drips, steel SpillSlope® adjustable shelves include a polyethylene tray that sits on top of the shelf, as well as a separate polyethylene liner for the bottom sump. The popular 30-gal. cabinet includes an extra polyethylene work tray that can be placed on top of cabinet for a handy work surface. Cabinets are FM approved (except for 4-gal models), and come with a ten-year warranty. FOB Shipping Point.



864528

HAZARDOUS MATERIALS SAFETY CABINETS							Wt. (lbs.)	Price Ea.
Product No.	Cap. (gal.)	Door Type	No. Adj. Shelves	Size H x W x D				
CLASSIC SAFETY CABINETS								
863028	30	2 door, self-closing	1	44 x 43 x 18"	240		\$1,540.34	
864528	45	2 door, self-closing	2	65 x 43 x 18"	303		2,006.48	
COUNTERTOP SAFETY CABINET								
860428	4	1 door, self-closing	1	22 x 17 x 17"	69		928.23	
COMPAC SAFETY CABINETS								
861228	12	1 door, self-closing	1	35 x 23½ x 18"	123		1,125.40	
861528	15	1 door, self-closing	1	44 x 23½ x 18"	156		1,300.11	
PIGGYBACK SAFETY CABINETS								
861328	12	2 door, self-closing	0	18 x 43 x 18"	132		1,282.12	
861728	17	2 door, self-closing	1	24 x 43 x 18"	174		1,469.43	
SLIMLINE SAFETY CABINETS								
862228	22	1 door, self-closing	3	65 x 23½ x 18"	211		1,675.48	
UNDERCOUNTER SAFETY CABINET								
862328	22	2 door, self-closing	1	35 x 35 x 22"	197		1,517.23	



23003

Cylinder Storage Lockers

- Provides safe, secure storage for all high pressure compressed gas cylinders and LPG containers.
- Tamper resistant, all welded heavy gauge aluminum construction.

Premium construction resists corrosive elements when stored outside — won't rust or corrode. Wire mesh sides allow for quick visual inspection of the cylinders and prevents dangerous build-up of any flammable gases. Sloped roof sheds water and ice. Cylinders stay clear of ground with heavy duty rack or strong floor plate on vertical storage locker. Horizontal lockers feature divided sections for segregation — adjustable plated steel chain to hold cylinders in place. Vertical unit offers easy to use rack positions for storage of 20 or 33 lb. cylinders. Can be anchored for increased security and stability. Compliance with NFPA 58 code for LPG storage and OSHA 1910.110. Ships fully assembled saving set-up time and money. FOB Shipping Point.



23007

CYLINDER STORAGE CABINETS					Price Ea.
Product No.	Holds No. Of Cylinders	Size W x H x D	Wt. (lbs.)		
23001	4	30 x 33½ x 32"	79		\$1,255.72
23002	6	30 x 49½ x 32"	97		1,485.35
23003	8	30 x 65 x 32"	114		1,792.32
23004	12	60 x 49½ x 32"	178		2,762.07
23005	16	60 x 65 x 32"	211		3,422.97
VERTICAL					
23006	5-10	30 x 65 x 32"	102		1,780.68
23007	10-20	60 x 65 x 32"	187		2,900.55
COMBO (Horiz. & Vert.)					
23008	8 Horiz. 10 Vert.	60 x 65 x 32"	200		3,129.80



8934016



893011

Class III Liquid Cabinet

- Designed especially for paints and Class III combustible liquids.
- 10 year warranty.

Available in manual door model or self-closing door model. New Sure Grip® EX Wall-Mount Cabinet (8934016) for Aerosol Cans. FM Approved. FOB Shipping Point.

Product No.	Cap.	Door Type	No. Adj. Shelves	Size H x W x D	Wt. (lbs.)	Price Ea.
893011	40 gallons	2 door, manual	3	44 x 43 x 18"	223	\$1,242.79
893031	40 gallons	2 door, self-closing	3	44 x 43 x 18"	225	1,429.24
8934016	168 Aerosol cans	2 door, manual	3	44 x 43 x 12"	205	1,276.53

Custom Cabinets

Can't find what you need? Design a custom safety cabinet to meet specific size, color, label, compliance and accessory requirements. These cabinets have the same great quality and durability as Justrite's market-leading safety cabinets. The dependability of Justrite's cabinets meets the flexibility of the custom safety cabinet program. Call for information.



SAFETY CANS

Type I and Type II Safety Cans are also available in **YELLOW, BLUE OR GREEN** - call for details.



Type I Safety Cans

- The safe and approved way of dispensing flammable and combustible liquids.
- Corrosion resistant stainless steel-arrester screen prevents flame from entering in, but does not restrict liquid flow out.

Made of 24 ga. steel for rough daily use. Complete with tested and approved closure and pressure relief mechanism with powder paint finish. Counterbalance designed for easy pouring. Large label ID Zone reduces misuse. H10101 features a trigger handle Type I Safety can. FM approved and UL listed. Meets OSHA and NFPA requirements. FOB Shipping Point.

Product No.	Capacity	Size O.D. x H	Wt. (lbs.)	Price Ea.
7110100	1 gal.	9 1/2" x 11"	4	\$49.36
7120100	2 gal.	9 1/2" x 13 1/2"	5	53.24
7150100	5 gal.	11 1/4" x 16 1/2"	8	58.45
7125100	2.5 gal.	11 1/4" x 11 1/2"	6	57.12
7150110*	5 gal.	11 1/4" x 16 1/2"	8	65.57
WITH TRIGGER-HANDLE				
10101	1 qt.	4 3/4" x 8 1/4"	2	100.40

*With polyethylene funnel No. 11202Y 1/2" x 11 1/4"L. Sold Below



10101



Poly Funnel

- Fits Type I Safety can, 1 gallon and above.

Aids in pouring and provides protection from splashing and spillage. Innovative hinged design allows filling or pouring from the can without removing the funnel -- saves storage space by folding funnel down. Durable polypropylene material.

Measures 1/2" O.D. x 11 1/4"L.

FOB Shipping Point.

11202Y Wt. 1 (lb.) Price Ea. \$10.69

Type II AccuFlow™ Safety Cans

- Designed for maximum safety with fast smooth controlled pouring.
- Ideal for easy, accurate pouring into fuel tanks and small openings.

Exclusive vented AccuFlow™ manifold with Safe-Squeeze® trigger provides precise, slug-free pouring. Quick-fill port with comfort lever makes filling easy. Stainless steel flame arrester prevents flashback ignition to reduce fire risks. Self-closing, leakproof lid controls spills and automatically vents to prevent pressure build-up. FM approved and UL listed. FOB Shipping Point.

Product No.	Cap. (gals.)	Size O.D. x H	Hose O.D. x L	Wt. (lbs.)	Price Ea.
7210120	1	9 1/2" x 10 1/2"	3/4" x 9"	7	\$111.36
7220120	2	9 1/2" x 13 1/2"	3/4" x 9"	8	110.33
7225130	2 1/2	11 1/4" x 12"	1" x 9"	8	113.13
7250130	5	11 1/4" x 17 1/2"	1" x 9"	10	115.61
7250120	5	11 1/4" x 17 1/2"	3/4" x 9"	10	115.61



Bench Cans

- Makes simple work of cleaning parts in solvents.
- Spring-loaded dasher plate is simply submerged by pressing down ...liquid then cleans parts on plate.

When released, liquid drains back in. Dasher serves as a flame arrester and further protection is provided by the hinged cover... closes quickly to shut off air. Powder coat paint finish. FM approved. FOB Shipping Point.

Product No.	Cap. (gal.)	Description	Size O.D. x H	Wt. (lbs.)	Price Ea.
10375	1	Bench can	9 1/2" x 4 1/2"	5	\$75.89
10370	1	Bench can w/parts basket	9 1/2" x 4 1/2"	5	87.35
10575	2	Bench can	11 1/4" x 5 1/2"	8	130.25
10775	3	Bench can	13 1/2" x 6"	9	139.77

Plunger Cans

- Ideal for sponging and cleaning operations.

Easy to operate -- just push down on pan and it automatically pumps liquids into pan to moisten sponge or rag. Surplus liquid drains back. Reduces the danger of exposed liquid. Perforated pan screen also serves as a flame arrester. Unique "smart pump" mechanism works up to a mere 1/4" fluid level saving time by refilling less often. More liquid comes to the top for easier moistening. Pump is constructed of brass and Rytan® for chemical resistance. Galvanized steel body is finished in a durable powder paint for long life. FM approved. FOB Shipping Point.



Product No.	Capacity	Size O.D. x H	Wt. (lbs.)	Price Ea.
10008	1 pt.	4 1/2" x 5 1/4"	2	\$59.12
10108	1 qt.	7 1/4" x 5 1/2"	3	64.48
10208	1/2 gal.	7 1/4" x 7 1/2"	3	64.48
10308	1 gal.	7 1/4" x 10 1/2"	4	72.56

Oily Waste Cans

- Reduce the risk of fire.

Oily Waste Cans are essential wherever solvent soaked rags and wipes are used. Durable galvanized steel body with carrying handle has a self-closing cover that stays closed when not in use to isolate contents from fire sources and limits oxygen to prevent spontaneous combustion. Raised, flow-through base encourages circulation of air to disperse heat and moisture. Silver color features SoundGard™ quiet-closing lid to lessen disruptive noise and provide a more comfortable working environment. OSHA Compliant, FM approved. UL Listed (except for 2 gallon). FOB Shipping Point.

Product No.	Color	Cap. (gals.)	Size O.D. x H.	Wt. (lbs.)	Price Ea.
09200	Red	2	9 1/2" x 9 1/2"	6	\$73.20
09100	Red	6	11 1/4" x 15 1/2"	10	82.44
09104	Silver	6	11 1/4" x 15 1/2"	10	113.77
09300	Red	10	13 1/2" x 18 1/2"	13	94.29
09500	Red	14	16 1/2" x 20 1/2"	16	106.45
09700	Red	21	18 1/2" x 23 1/2"	22	157.71
09200Y	Yellow	2	9 1/2" x 9 1/2"	6	79.36
09101	Yellow	6	11 1/4" x 15 1/2"	10	94.36
09301	Yellow	10	13 1/2" x 18 1/2"	13	111.12
09501	Yellow	14	16 1/2" x 20 1/2"	16	119.96
09701	Yellow	21	18 1/2" x 23 1/2"	22	175.33



Foot-Operated Cover

SAFETY CABINETS

Jamco Flammable Storage Cabinets

- All welded double wall 18 gauge construction with 1 1/2" insulating air space.
- Double walled doors 18 ga. – except unique 14 ga. outer door(s).
- Doors have 56% more steel with safety rounded corners.
- 2" leak proof sill to contain spillage.
- 4" heavy duty welded hinges with brass pins.
- Twin 2" flame arrester vents and adjustable leveling feet.
- Galvanized steel shelves adjust on 3" centers.
- Safety signage in large lettering.
- Three point locking system with premium flush paddle handles standard.
- Chemical storage maximum. Class I & II 60 gals. Class III 120 gals.
- FM Approved.
- Powder Coated Finish. FOB Shipping Point.

TWO DOOR TYPES

Manual Close – opens to a full 180°.

Self Close – shuts, indexes and latches automatically, a fusible link holds the door(s) open but will melt under fire conditions at 165°. Self close mechanism is concealed.



POWDER coated finish.



HBM/HBS



Flammable Tower
HFM Manual Close
HFS Self Close



Flammable Cabinets

- Yellow powder coat finish with Red signage.

Manual Close and Self Close.

SAFETY FLAMMABLE CABINETS					
SLIM LINE-1 DOOR - MANUAL CLOSE					
Product No.	Cap. (gals.)	Size W x D x H	No. Shelves	Wt. (lbs.)	Price Ea.
HBA06YP	6	23 x 18 x 22"	0	108	\$1,008.15
HBA12YP	12	23 x 18 x 35"	1	140	1,005.35
HBA18YP	18	23 x 18 x 44"	2	170	1,322.08
HBA24YP	24	23 x 18 x 65"	3	244	1,526.33
HBA60YP	60	23 x 34 x 65"	3	370	2,207.72
STANDARD-2 DOOR - MANUAL CLOSE					
HBM22YP	22	34 x 18 x 35"	1	182	1,459.07
HBM28YP	28	34 x 18 x 44"	2	234	1,580.31
HBM30YP	30	43 x 18 x 44"	1	254	1,433.01
HBM44YP	44	34 x 18 x 65"	3	334	1,650.29
HBM45YP	45	43 x 18 x 65"	2	360	1,688.00
HBM60YP	60	34 x 34 x 65"	2	440	2,107.56
HBM90YP	90	43 x 34 x 65"	2	504	2,349.26
HBM120YP	120	59 x 34 x 65"	2	620	3,625.41
HIGH RISE (with feet - can move with forklift) - 2 DOOR - MANUAL CLOSE					
HFM28YP	28	34 x 18 x 49"	2	230	1,839.77
HFM30YP	30	43 x 18 x 49"	1	250	1,867.43
HFM44YP	44	34 x 18 x 70"	3	340	2,139.66
HFM45YP	45	43 x 18 x 70"	2	368	2,199.21
HFM60YP	60	34 x 34 x 70"	2	444	2,531.03
HFM90YP	90	43 x 34 x 70"	2	508	2,958.53
HFM120YP	120	59 x 34 x 70"	2	626	4,379.30
STANDARD-2 DOOR - SELF CLOSE					
HBS22YP	22	34 x 18 x 35"	1	196	1,769.60
HBS28YP	28	34 x 18 x 44"	2	248	1,886.57
HBS30YP	30	43 x 18 x 44"	1	268	1,920.59
HBS44YP	44	34 x 18 x 65"	3	348	2,192.86
HBS45YP	45	43 x 18 x 65"	2	374	2,248.15
HBS60YP	60	34 x 34 x 65"	2	454	2,579.95
HBS90YP	90	43 x 34 x 65"	2	518	3,009.58
HIGH RISE (with feet - can move with forklift) - 2 DOOR - SELF CLOSE					
HFS28YP	28	34 x 18 x 49"	2	250	2,143.92
HFS30YP	30	43 x 18 x 49"	1	270	2,180.09
HFS44YP	44	34 x 18 x 70"	3	340	2,450.19
HFS45YP	45	43 x 18 x 70"	2	388	2,505.50
HFS60YP	60	34 x 34 x 70"	2	460	2,837.30
HFS90YP	90	43 x 34 x 70"	2	524	3,264.82

Surcharge may apply.

Heavy Duty 14 Gauge Welded Cabinets

- Durable closed storage cabinet to secure materials or valuables.

All welded heavy duty 14 gauge construction. Lockable doors, lever handle, and 3-point locking system. Handle does not include padlock. Manual doors open 180°. Four durable 14 ga. steel shelves adjust on 2 1/2" centers. 1000 lb. capacity per shelf. 4"H legs allow for movement of empty unit with fork lift truck. Overall height - 78". Powder coat black finish. FOB Shipping Point

HEAVY DUTY 14 GAUGE WELDED CABINETS			
Product No.	Size W x D	Wt. (lbs.)	Price Ea.
HDL136BL	18 x 36"	320	\$1,637.73
HDL148BL	18 x 48"	392	1,920.59
HDL236BL	24 x 36"	370	1,856.80
HDL248BL	24 x 48"	450	2,188.60
HDL260BL	24 x 60"	530	2,505.50



HMJ260BL



Super Rugged 12 Gauge Security Cabinet

- Features all welded 12 ga. construction.

Shelves are 12 ga. reinforced steel with 2" lips, corners welded and return bends for extra strength. 2,000 lb. weight capacity per adjustable shelf. Super structure with corners angle framed. Heavy duty lockable door handle (casting), padlock not included. Extra heavy duty full length piano hinges welded to frame to retain doors. 4"H legs allow for movement of empty unit with fork lift truck. Overall Height - 78". Powder coat black finish. FOB Shipping Point.

SUPER RUGGED 12 GAUGE SECURITY CABINET				
Product No.	Size D x W	Shelves	Wt. (lbs.)	Price Ea.
HMJ248BL	24 x 48"	4	680	3,279.68
HMJ260BL	24 x 60"	4	800	3,666.79

CABINETS & CYLINDER STORAGE



Spill Containment Cabinet

- **Yellow powder coat finish with red labeling.**

Fully welded 14 ga. construction. Lockable doors with 3 point locking system (padlock not included).

Vertical divider separates interior into two halves. Shelves are 18 gauge, 20" x 20" adjustable

on 2½" centers. 1½" garment bar included. FOB Shipping Point.

SPILL CONTAINMENT CABINET				
Product No.	Size W x D x H	Adjustable Shelves	Wt. (lbs.)	Price Ea.
HML236YP	36 x 24 x 78"	4	352	\$1,926.38



HML236YP

Gas Cylinder Cabinets

- **Security for gas and propane cylinders.**

Features lockable angle frame mesh doors with slide bolt hasp (lock not included). All welded, ready to use

construction. 13 ga. flattened mesh sides and 14 ga. top and bottom. Corner posts are 1½" x ¾" thick angle.

Foot pads with pre-drilled holes. Yellow powder coat finish with red safety signage. Meets OSHA 1910.

Horizontal cylinder cabinet features smooth 1" tube support rails for cylinder protection. Vertical & Combo cabinets feature safety retention chains. FOB Shipping Point.



HCH080YP Horizontal Gas Cylinder



HCV102YP Vertical Gas Cylinder



HCW330YP Vertical Small Propane Cylinder

GAS CYLINDER CABINETS				
HORIZONTAL 20-48 LB. CYLINDER STORAGE (Stores forklift propane cylinders on their sides)				
Product No.	No. Cylinders	Size W x D x H	Wt. (lbs.)	Price Ea.
HCH040YP	4	33 x 40 x 40"	170	\$1,161.29
HCH080YP	8	33 x 40 x 71"	280	1,699.41
HCH120YP	12	50 x 40 x 71"	384	2,303.46
VERTICAL CYLINDER STORAGE (Vertical cylinders up to 200 lbs. 5-10 & 10-20 cylinder units with safety retention chains)				
HCV051YP	5-10	33 x 40 x 71"	214	1,367.59
HCV102YP	10-20	64 x 40 x 71"	402	2,324.71
UPRIGHT SMALL PROPANE STORAGE (Stores cylinders for floor scrubbers and other tanks in upright position)				
HCW130YP	2	33 x 22 x 40"	130	844.39
HCW330YP	4	33 x 34 x 40"	160	969.87



HBV Drum Cabinet with optional Drum Roller (call for details)

Flammable Drum Cabinets

- **55 gallon drum(s).**
- **Yellow powder coat finish with Red signage.**

Manual Close.

FLAMMABLE DRUM CABINETS MANUAL CLOSE				
Product No.	No. Drums	Size W x D x H	Wt. (lbs.)	Price Ea.
HBV1YP	1	34 x 34 x 65"	384	\$2,116.28
HBV2YP	2	59 x 34 x 65"	550	3,384.49



HCA040YP



HCA080YP

Vertical Cylinder Storage

- **Security for your vertical cylinders.**

Features lockable angle frame mesh doors with slide bolt hasp (lock not included). All

welded, ready to use construction. 13 ga. flattened mesh sides and 14 ga. top and

bottom. Corner posts are 1½" x ¾" thick angle. Foot pads with pre-drilled holes.

Yellow powder coat finish with red safety signage. Meets OSHA 1910.

FOB Shipping Point.

VERTICAL CYLINDER STORAGE				
Product No.	No. of Cylinders	Size W x D x H	Wt. (lbs.)	Price Ea.
HCA040YP	4	33 x 40 x 40"	180	\$1,067.70
HCA080YP	8	33 x 40 x 71"	290	2,050.48
HCA120YP	12	50 x 40 x 71"	414	2,714.70

SAFETY STORAGE & SECURITY EQUIPMENT

DURHAM MFG
Est. 1922

Flammable Storage Cabinets

• Safety yellow powder coat finish.

Flammable Storage Cabinets are required by OSHA and UFC in commercial and industrial facilities where flammable liquids are used and stored. Cabinets feature recessed lockable paddle latch and 3 point locking systems which greatly improves security. Bunged air vents on each side of the cabinet allows for greater ventilation. Constructed of all welded **Heavy Duty Steel**.

2" wide louvers support shelves. Units safely contain hazardous chemicals, reducing the risk of fire. FOB Shipping Point.

All Models Are



H1012MA-50



H1045S-50



H1012SL-50
6" Box Legs Allow For Forklift Transport



H1030M-17

FLAMMABLE STORAGE CABINET						
Product No.	Cap. Gallons	Size W x D x H	No. of Shelves	Door Style	Wt. (lbs.)	Price Ea.
H1002M-50*	2	17 1/2" x 18 1/2" x 17 1/2"	1	Manual	70	\$444.33
H1002S-50*	2	17 1/2" x 18 1/2" x 18 1/2"	1	Self Closing	79	458.21
H1004M-50	4	17 1/2" x 18 1/2" x 22 1/2"	1	Manual	100	506.22
H1004S-50	4	17 1/2" x 18 1/2" x 23 1/2"	1	Self Closing	108	568.33
H1012MH-50	12-Horizontal	43 1/2" x 18 1/2" x 18 1/2"	1	Manual	169	724.22
H1012MA-50	24 Aerosol Cans	23 x 18 x 35"	2 Slide	Manual	170	636.12
H1012M-50	12	23 x 18 x 35"	1	Manual	153	530.18
H1012S-50	12	23 x 18 x 36 1/2"	1	Self Closing	163	553.57
H1016M-50	16	23 x 18 x 44"	1	Manual	185	588.97
H1016S-50	16	23 x 18 x 45 1/2"	1	Self Closing	195	630.60
H1022M-50	22	23 1/2" x 18 1/2" x 65"	2	Manual	290	929.66
H1022S-50	22	23 1/2" x 18 1/2" x 66 1/2"	2	Self Closing	305	996.58
H1022UCM-50	22	35 x 22 x 35"	1	Manual	240	809.01
H1022UCS-50	22	35 x 22 x 35"	1	Self Closing	244	846.76
H1024M-50	24	23 1/2" x 18 1/2" x 65"	3	Manual	305	838.91
H1024S-50	24	23 1/2" x 18 1/2" x 66 1/2"	3	Self Closing	320	924.82
H1030M-50	30	43 x 18 x 44"	1	Manual	279	915.15
H1030S-50	30	43 x 18 x 45 1/2"	1	Self Closing	297	1,018.24
H1030MPI-50	30-Point & Ink	43 x 12 x 65"	5	Manual	402	1,219.66
H1030SPI-50	30-Point & Ink	43 x 12 x 66 1/2"	5	Self Closing	388	1,277.40
H1045M-50	45	43 x 18 x 65"	2	Manual	389	1,314.81
H1045S-50	45	43 x 18 x 66 1/2"	2	Self Closing	409	1,403.01
H1055MDSR-50	55-Drum	34 x 34 x 65"	1	Manual	501	1,668.85
H1055SDSR-50	55-Drum	34 x 34 x 66 1/2"	1	Self Closing	527	1,792.30
H1060M-50	60	34 x 34 x 65"	2	Manual	479	1,488.39
H1060S-50	60	34 x 34 x 66 1/2"	2	Self Closing	505	1,618.06
H1060MPI-50	60-Point & Ink	43 x 18 x 65"	5	Manual	424	1,311.04
H1060SPI-50	60-Point & Ink	43 x 18 x 66 1/2"	5	Self Closing	444	1,484.18
H1090M-50	90	43 x 34 x 65"	2	Manual	546	1,765.10
H1090S-50	90	43 x 34 x 66 1/2"	2	Self Closing	578	1,882.01
H1120M-50	120	59 x 34 x 65"	2	Manual	662	2,041.22
FLAMMABLE STORAGE CABINETS WITH LEGS						
H1012ML-50	12	23 x 18 x 41"	1	Manual	172	589.60
H1012SL-50	12	23 x 18 x 42 1/2"	1	Self Closing	183	644.19
H1016ML-50	16	23 x 18 x 50"	1	Manual	205	672.19
H1016SL-50	16	23 x 18 x 51 1/2"	1	Self Closing	215	729.90
H1030ML-50	30	43 x 18 x 50"	1	Manual	305	978.13
H1030SL-50	30	43 x 18 x 51 1/2"	1	Self Closing	324	1,095.06
H1045ML-50	45	43 x 18 x 71"	2	Manual	415	1,381.54
H1045SL-50	45	43 x 18 x 72 1/2"	2	Self Closing	435	1,498.39
H1060ML-50	60	34 x 34 x 71"	2	Manual	512	1,543.33
H1060SL-50	60	34 x 34 x 72 1/2"	2	Self Closing	538	1,698.90
H1090ML-50	90	43 x 34 x 71"	2	Manual	579	1,876.88
H1090SL-50	90	43 x 34 x 72 1/2"	2	Self Closing	610	2,032.25
RED FLAMMABLE STORAGE CABINETS						
H1030M-17	30	43 x 18 x 44"	1	Manual	275	915.15
H1030S-17	30	43 x 18 x 45 1/2"	1	Self Closing	293	1,011.09
H1045M-17	45	43 x 18 x 65"	2	Manual	384	1,314.81
H1060M-17	60	34 x 34 x 65"	2	Manual	473	1,498.24
H1060S-17	60	34 x 34 x 66 1/2"	2	Self Closing	498	1,627.04

*FM Approval not required.

Steel surcharges may apply.

CORROSIVE SAFETY STORAGE

DURHAM MFG
Est. 1922



FM Approved Corrosive Cabinets

- Sturdy all welded double wall steel construction.
- Choice of manual or self closing doors.
- Units come with yellow plastic trays that prevent any leak or spill of corrosive liquids.
- 2" Wide louvers support shelves, adjustable on 4" centers.
- 2" Deep leak proof base.
- Electrical ground to aid in the elimination of an electrostatic discharge.
- Improved security with recessed lockable paddle latch and 3 point locking system.
- Bunged air vents on each side of the cabinet allows for ventilation.
- Units come fully assembled and ready for use.
- Durable, textured, blue powder coat finish.
- FOB Shipping Point.

CORROSIVE SAFETY STORAGE

Product No.	Cap. Gallons	Size W x D x H	No. of Shelves	No. of Trays	Door Style	Wt. (lbs.)	Price Ea.	OPTIONAL SHELF		Product No.	Size	Wt. (lbs.)	Price Ea.	OPTIONAL TRAY		Product No.	Size	Wt. (lbs.)	Price Ea.
H1004M-293T	4	17½ x 18½ x 22½"	1	2	Manual	103	\$506.36	HFS-SH-1413	13¾ x 13"	6	\$29.55	HFS-TR-1413-50-PKG	14 x 13½"	1.5	\$34.15				
H1004S-293T	4	17½ x 18½ x 23½"	1	2	Self Closing	112	\$65.55	HFS-SH-1413	13¾ x 13"	6	29.55	HFS-TR-1413-50-PKG	14 x 13½"	1.5	34.15				
H1012M-293T	12	23 x 18 x 35"	1	2	Manual	157	\$31.73	HFS-SH-1419	19¾ x 13"	7	32.01	HFS-TR-1419-50-PKG	14 x 19"	1.7	38.24				
H1012MH-293T	12	43 x 18 x 17½"	1	2	Manual	173	\$79.97	HFS-SH-1439	39¾ x 13½"	14	42.55	HFS-TR-1439-50-PKG	14 x 39¾"	2.4	92.33				
H1012S-293T	12	23 x 18 x 36"	1	2	Self Closing	168	\$72.51	HFS-SH-1419	19¾ x 13"	7	32.01	HFS-TR-1419-50-PKG	14 x 19"	1.7	38.24				
H1016M-293T	16	23 x 18 x 44"	1	2	Manual	188	\$25.94	HFS-SH-1419	19¾ x 13"	7	32.01	HFS-TR-1419-50-PKG	14 x 19"	1.7	38.24				
H1016S-293T	16	23 x 18 x 45"	1	2	Self Closing	198	\$67.73	HFS-SH-1419	19¾ x 13"	7	32.01	HFS-TR-1419-50-PKG	14 x 19"	1.7	38.24				
H1022M-293T	22	23½ x 18½ x 65"	2	3	Manual	293	\$30.42	HFS-SH-1419	19¾ x 13"	7	32.01	HFS-TR-1419-50-PKG	14 x 19"	1.7	38.24				
H1022S-293T	22	23½ x 18½ x 66"	2	3	Self Closing	308	\$94.13	HFS-SH-1419	19¾ x 13"	7	32.01	HFS-TR-1419-50-PKG	14 x 19"	1.7	38.24				
H1022UCM-293T	22	35 x 22 x 35"	1	2	Manual	241	\$74.91	HFS-SH-1731	20¾ x 33¾"	12	55.48	HFS-TR-1731-50-PKG	17 x 31½"	3.3	74.91				
H1022UCS-293T	22	35 x 22 x 35"	1	2	Self Closing	245	\$01.37	HFS-SH-1731	20¾ x 33¾"	12	55.48	HFS-TR-1731-50-PKG	17 x 31½"	3.3	74.91				
H1030M-293T	30	43 x 18 x 44"	1	2	Manual	285	\$68.06	HFS-SH-1439	39¾ x 13½"	14	42.55	HFS-TR-1439-50-PKG	14 x 39¾"	2.4	92.33				
H1030S-293T	30	43 x 18 x 45"	1	2	Self Closing	304	\$059.43	HFS-SH-1439	39¾ x 13½"	14	42.55	HFS-TR-1439-50-PKG	14 x 39¾"	2.4	92.33				
H1045M-293T	45	43 x 18 x 65"	2	3	Manual	397	\$403.52	HFS-SH-1439	39¾ x 13½"	14	42.55	HFS-TR-1439-50-PKG	14 x 39¾"	2.4	92.33				
H1045S-293T	45	43 x 18 x 66"	2	3	Self Closing	417	\$487.52	HFS-SH-1439	39¾ x 13½"	14	42.55	HFS-TR-1439-50-PKG	14 x 39¾"	2.4	92.33				
H1060M-293T	60	34 x 34 x 65"	2	3	Manual	479	\$111.60	HFS-SH-2930	30¾ x 29¾"	18	60.67	HFS-TR-2930-50-PKG	29 x 30¾"	3.4	99.10				
H1060S-293T	60	34 x 34 x 66"	2	3	Self Closing	506	\$129.16	HFS-SH-2930	30¾ x 29¾"	18	60.67	HFS-TR-2930-50-PKG	29 x 30¾"	3.4	99.10				
H1090M-293T	90	43 x 34 x 65"	2	3	Manual	552	\$186.85	HFS-SH-2930	30¾ x 29¾"	18	60.67	HFS-TR-2939-50-PKG	29 x 39¾"	6.1	185.16				
H1090S-293T	90	43 x 34 x 66"	2	3	Self Closing	583	\$208.19	HFS-SH-2930	30¾ x 29¾"	18	60.67	HFS-TR-2939-50-PKG	29 x 39¾"	6.1	185.16				
H1120M-293T	120	59 x 34 x 65"	2	3	Manual	694	\$236.52	-	-	-	-	-	-	HFS-TR-2955-50-PKG	29 x 54¾"	7.4	209.51		
H1120S-293T	120	59 x 34 x 65½"	2	3	Self Closing	734	\$248.12	-	-	-	-	-	-	HFS-TR-2955-50-PKG	29 x 54¾"	7.4	209.51		

Additional Shelves and Trays can be purchased as an accessory.

Surcharges may apply.

SAFETY STORAGE CABINETS

SECURALL



- Exceeds OSHA regulations.
- Designed with NFPA 30 guidelines.
- Most models FM Approved.
- Fully welded, American made.
- Adjustable 500 lb. capacity shelving.

THE SECURALL DIFFERENCE™

The SECURALL Difference isn't just about meeting code standards, it's about quality and innovation. It's being an industry leader for over 60 years. It's being proud to be a certified green manufacturer of products made here, in the USA. It's understanding just how complicated the nature of code compliance can be. Which is why our sales team is here to help you determine the best storage product for you. From basic flammable cabinets to modified or completely custom storage products, SECURALL has your solution. FOB Shipping Point.

FLAMMABLE SAFETY CABINETS							*WEATHER PROOF OPTION	
Product No.	Type	Cap. (gals.)	Number of Shelves	Size H x W x D	Wt. (lbs.)	Price Ea.	Approx WP Wt. (lbs.)	*WP Price
HA102	Manual Close	4	1	22 x 17 x 17"	75	\$658.46	107	\$1,063.08
HA105	Manual Close	12	1	35 x 24 x 18"	138	\$803.08	171	\$1,207.69
HA110	Manual Close	16	1	44 x 24 x 18"	164	\$976.92	196	\$1,381.54
HA130	Manual Close	30	1	44 x 43 x 18"	247	\$1,192.31	279	\$1,649.23
HA145	Manual Close	45	2	65 x 43 x 18"	337	\$1,446.15	369	\$1,903.08
HA160	Manual Close	60	2	65 x 31 x 31"	372	\$1,729.23	404	\$2,186.15
HA190	Manual Close	90	2	65 x 43 x 31"	443	\$2,243.08	475	\$2,700.00
HA302	Self-Closing	4	1	24 x 17 x 17"	82	\$803.08	114	\$1,207.69
HA305	Self-Closing	12	1	37 x 24 x 18"	148	\$984.62	179	\$1,389.23
HA310	Self-Closing	16	1	46 x 24 x 18"	174	\$1,124.62	206	\$1,529.23
HA330	Self-Closing	30	1	46 x 43 x 18"	267	\$1,515.38	299	\$1,972.31
HA345	Self-Closing	45	2	67 x 43 x 18"	357	\$1,770.77	389	\$2,227.69
HA360	Self-Closing	60	2	67 x 31 x 31"	394	\$2,050.77	428	\$2,507.69
HA390	Self-Closing	90	2	67 x 43 x 31"	473	\$2,566.15	505	\$3,023.08
DOUBLE WALL SPILL CONTAINMENT CENTER							*WEATHER PROOF OPTION	
HSCC242	Manual Close	30	2	42 x 36 x 24"	200	\$1,346.15	232	\$1,803.08
PAINT & INK STORAGE CABINETS							*WEATHER PROOF OPTION	
HP120	Manual Close	20	2	44 x 24 x 18"	169	\$1,015.38	201	\$1,420.00
HP140	Manual Close	40	3	44 x 43 x 18"	271	\$1,261.54	303	\$1,718.46
HP160	Manual Close	60	5	65 x 43 x 18"	373	\$1,630.77	405	\$2,087.69
HP1120	Manual Close	120	5	65 x 43 x 18"	414	\$2,047.69	446	\$2,504.62
HP320	Self-Closing	20	2	46 x 24 x 18"	179	\$1,158.46	211	\$1,563.08
HP340	Self-Closing	40	3	46 x 43 x 18"	291	\$1,581.54	323	\$2,038.46
HP360	Self-Closing	60	5	67 x 31 x 31"	393	\$1,950.77	425	\$2,407.69
HP3120	Self-Closing	120	5	67 x 31 x 31"	436	\$2,369.23	468	\$2,826.15
ACID & CORROSIVE STORAGE CABINETS							*WEATHER PROOF OPTION	
HC130	Manual Close	30	1	44 x 43 x 18"	270	\$1,295.38	302	\$1,752.31
HC145	Manual Close	45	2	65 x 43 x 18"	363	\$1,564.62	395	\$2,021.54
HC160	Manual Close	60	2	65 x 31 x 31"	396	\$1,973.85	428	\$2,430.77
HC330	Self-Closing	30	1	46 x 43 x 18"	290	\$1,618.46	322	\$2,075.38
HC345	Self-Closing	45	2	67 x 43 x 18"	383	\$1,884.62	415	\$2,341.54
HC360	Self-Closing	60	2	67 x 31 x 31"	418	\$2,300.00	450	\$2,756.92
HPE3045	Manual Close	-	-	18 x 38 x 13"	32	\$510.77	N/A	N/A
STAINLESS STEEL FLAMMABLE STORAGE CABINETS							*WEATHER PROOF OPTION	
HA130-SS	Manual Close	30	1	44 x 43 x 18"	325	\$4,430.77	357	\$5,841.54
HA145-SS	Manual Close	45	2	65 x 43 x 18"	445	\$6,775.38	477	\$8,186.15
HA160-SS	Manual Close	60	2	65 x 31 x 31"	533	\$7,201.54	565	\$8,612.31
HA330-SS	Self-Latching	30	1	46 x 43 x 18"	345	\$5,487.69	377	\$6,898.46
HA345-SS	Self-Latching	45	2	67 x 43 x 18"	465	\$7,343.08	497	\$8,753.85
HA360-SS	Self-Latching	60	2	67 x 31 x 31"	555	\$7,201.54	587	\$8,612.31
DRUM STORAGE CABINETS							*WEATHER PROOF OPTION	
Product No.	Type	Drums	Cap. (gals.)	Number of Shelves	Size H x W x D	Wt. (lbs.)	Price Ea.	Approx WP (lbs.)
HV160	Manual Close	1	2 1/2 Gal. Cans	1	65 x 31 x 31"	382	\$1,861.54	N/A
HV1110	Manual Close	2	2 1/2 Gal. Cans	1	65 x 56 x 31"	581	\$3,041.54	N/A
HV1500	Manual Close	1	12 1/2 Gal. Cans	2	65 x 56 x 31"	600	\$3,909.23	N/A
HV360	Self-Latching	1	2 1/2 Gal. Cans	1	67 x 31 x 31"	404	\$2,183.08	N/A
HV3110	Self-Latching	2	2 1/2 Gal. Cans	1	67 x 56 x 31"	610	\$3,430.77	N/A

*FOR WEATHER PROOFING ADD "WP" To the end of the Product No.

SAFETY STORAGE CABINETS

SECURALL



- Industry Leader.
- 60+ years manufacturing experience.
- Fully welded, American made.
- 15 year structural warranty.
- Proud certified green manufacturer.

THE SECURALL DIFFERENCE™

CUSTOM CABINET MODIFICATIONS AVAILABLE



CALL FOR MORE INFORMATION

GAS CYLINDER STORAGE CAGES

LIQUID PROPANE STORAGE CAGES				
Product No.	Cap. (gals.)	Size H x W x D	Wt. (lbs.)	Price Ea.
HLP2S	2 - 33 lbs.	33 x 30 x 16"	54	\$664.82
HLP4S	4 - 33 lbs.	33 x 30 x 32"	102	\$760.00
HLP6S	6 - 33 lbs.	33 x 43 x 32"	126	\$996.92
HLP8S	8 - 33 lbs.	65 x 30 x 32"	169	\$1229.23
HLP12S	12 - 33 lbs.	65 x 43 x 32"	189	\$1664.62
HLP16S	16 - 33 lbs.	65 x 60 x 32"	317	\$2027.69
OXYGEN / GAS CYLINDER STORAGE CAGES				
HOG10S	5 - 10	65 x 30 x 32"	126	\$1180.00
HOG20S	10 - 20	65 x 60 x 32"	300	\$1758.46
HLPOGS*	13 - 18	65 x 60 x 32"	300	\$1824.62

*Holds both Liquid Propane & Oxygen cylinders

MEDICAL GAS STORAGE CABINETS

Specifically designed for industrial grade gasses and oxygen storage. Perfect for healthcare organizations such as hospitals, nursing homes and emergency medical services.

- Meets JCAHO Standards.
- NFPA Code 99 - 2018 Edition
- NFPA Code 101 - 2018 Edition
- NFPA Code 30 - 2018 Edition

MEDICAL GAS STORAGE CABINETS							*FIRE LINE OPTION	
Product No.	Door Style	Type	Max. Cap.	Size H x W x D	Wt. (lbs.)	Price Ea.	*FL Line Wt.	*FL Price
HMG102	Manual Close	D,E	1 - 2	44 x 14 x 9"	97	\$920.00	112	\$1,140.00
HMG104	Manual Close	D,E	2 - 4	44 x 14 x 13.5"	115	\$1,010.77	135	\$1,230.77
HMG109	Manual Close	D,E	9 - 12	44 x 23 x 18"	170	\$1,100.00	199	\$1,307.69
HMG121	Manual Close	D,E	21 - 24	44 x 43 x 18"	265	\$1,410.77	308	\$1,687.69
HMG106H	Manual Close	H	6 - 9	65 x 34 x 34"	372	\$2,212.31	436	\$2,627.69
HMG109H	Manual Close	H	9 - 12	65 x 43 x 34"	443	\$2,672.31	520	\$3,152.31
HMG304	Self-Closing	D,E	2 - 4	46 x 14 x 13.5"	125	\$1,126.15	145	\$1,343.08
HMG309	Self-Closing	D,E	9 - 12	46 x 23 x 18"	180	\$1,210.77	209	\$1,487.69
HMG321	Self-Closing	D,E	21 - 24	46 x 43 x 18"	280	\$1,630.72	323	\$1,907.69
HMG306H	Self-Closing	H	6 - 9	67 x 34 x 34"	394	\$2,596.92	458	\$2,946.15
HMG309H	Self-Closing	H	9 - 12	67 x 43 x 34"	473	\$3,086.15	550	\$3,476.92

*FOR FIRE LINE ADD "FL" To the end of the Product No.

HCA18-MGREEN - Caster for 18" Deep Cabinet, Wt. 30 (lbs.) Price Ea. \$423.08

HCA34-MGREEN - Caster for 34" Deep Cabinet, Wt. 35 (lbs.) Price Ea. \$463.08

HMG-DIGITAL KEYPAD LOCK
Wt. 5 (lbs.) Price Ea. \$433.85



SAFETY STORAGE & SECURITY EQUIPMENT

DURHAM MFG
Est. 1922

Gas Cylinder Storage Cabinets

- Safely store vertical cylinders up to 59 $\frac{1}{4}$ " as well as 20 & 33 $\frac{1}{2}$ lb. horizontal cylinders of flammable gases.
- Features expanded metal sides, back and tops for visibility.
- Solid top.

Lockable cabinets store cylinders of fuel, LP Gases and other flammable materials on easy-to-access cylinder cradles. "DANGER FLAMMABLE MATERIALS" signs on each door. Magnetic catch keeps doors safely shut when not locked. Heavy-duty butt hinges keep doors from sagging. Includes padlock hasp to secure contents - padlock not furnished. Made of sturdy 1 $\frac{1}{2}$ " x $\frac{1}{2}$ " angle iron frame. Predrilled holes for lagging to floor. Durable, rust and acid resistant safety Yellow powder coat finish. When used properly, units are in full compliance with OSHA & NFPA standards. FOB Shipping Point.



HEGCC8-50



HEGCVC18-50



HEGCC16-50

Product No.	Size W x D x H	Cylinder Type	Wt. (lbs.)	Price Ea.
HORIZONTAL - MANUAL CLOSING MODEL - MAGNET INCLUDED				
HEGCC4-50	30 $\frac{1}{2}$ x 29 $\frac{1}{2}$ x 34 $\frac{1}{2}$ "	20 lb. and 33 $\frac{1}{2}$ lb. LPG cylinders	130	\$655.12
HEGCC8-50	30 $\frac{1}{2}$ x 30 $\frac{1}{2}$ x 71 $\frac{1}{2}$ "	20 lb. and 33 $\frac{1}{2}$ lb. LPG cylinders	196	920.61
HEGCC12-50	41 $\frac{1}{2}$ x 51 $\frac{1}{2}$ x 71 $\frac{1}{2}$ "	50 lb. cylinders	248	1,444.79
HEGCC16-50	30 x 59 $\frac{1}{2}$ x 71 $\frac{1}{2}$ "	20 lb. and 33 $\frac{1}{2}$ lb. LPG cylinders	370	1,356.97
HORIZONTAL - SELF CLOSING MODEL - MAGNET NOT INCLUDED				
HEGCC6-SC-50	30 $\frac{1}{2}$ x 31 $\frac{1}{2}$ x 54 $\frac{1}{2}$ "	20 lb. and 33 $\frac{1}{2}$ lb. LPG cylinders	172	1,025.96
HEGCC12-SC-50	42 x 51 $\frac{1}{2}$ x 71 $\frac{1}{2}$ "	50 lb. cylinders	368	1,612.06
HEGCC16-SC-50	30 $\frac{1}{2}$ x 61 $\frac{1}{2}$ x 71 $\frac{1}{2}$ "	2.0 lb. and 33 $\frac{1}{2}$ lb. LPG cylinders	365	1,421.33
VERTICAL - MANUAL CLOSING MODEL - MAGNET INCLUDED				
HEGCVC2-50	20 $\frac{1}{2}$ x 31 $\frac{1}{2}$ x 35"	50 lb. cylinders	91	574.91
HEGCVC4-50	30 $\frac{1}{2}$ x 29 $\frac{1}{2}$ x 34 $\frac{1}{2}$ "	50 lb. cylinders	104	654.81
HEGCVC9-50	30 x 29 $\frac{1}{2}$ x 71 $\frac{1}{2}$ "	standard up to 59 $\frac{1}{4}$ " tall	144	822.73
HEGCVC12-50	30 $\frac{1}{2}$ x 49 x 71 $\frac{1}{2}$ "	standard up to 59 $\frac{1}{4}$ " tall	248	1,092.81
HEGCVC18-50	30 x 60 x 71 $\frac{1}{2}$ "	standard up to 59 $\frac{1}{4}$ " tall	270	1,141.09
HEGCVC20-50	30 $\frac{1}{2}$ x 73 x 71 $\frac{1}{2}$ "	standard up to 59 $\frac{1}{4}$ " tall	286	1,299.96
VERTICAL - SELF CLOSING MODEL - MAGNET NOT INCLUDED				
HEGCVC4-SC-50	30 $\frac{1}{2}$ x 31 $\frac{1}{2}$ x 35"	50 lb. cylinders	104	753.00
HEGCVC12-SC-50	30 $\frac{1}{2}$ x 49 $\frac{1}{2}$ x 71 $\frac{1}{2}$ "	standard up to 59 $\frac{1}{4}$ " tall	248	1,241.45
HEGCVC18-SC-50	30 $\frac{1}{2}$ x 61 $\frac{1}{2}$ x 71 $\frac{1}{2}$ "	standard up to 59 $\frac{1}{4}$ " tall	270	1,290.51
COMBINATION - MANUAL CLOSING MODEL - MAGNET INCLUDED				
HEGCC8-9-50	59 $\frac{1}{2}$ x 30 x 71 $\frac{1}{2}$ "	9 vertical & 8 horizontal	326	1,312.75



HEGCC4-50



HEGCVC9-50



HEGCC8-9-50

Gas Cylinder Racks

- Resistant to chemicals and rust.

3 gauge, steel tube material can be secured to the floor with included concrete anchors. Includes chains to secure and align the gas cylinders. Organize types in their own rows. Built to meet and exceed quality and safety standards of OSHA, OSHPD, UFC, NFPA and CGA. Ships fully assembled, ready for immediate use. Black, textured, powder coat finish, good for outdoor/or indoor use. FOB Shipping Point.

GAS CYLINDER RACKS					
Product No.	Overall Dim. W x D x H	Cylinder Capacity	Concrete Anchors	Wt. (lbs.)	Price Ea.
HGCRV-161230-08T	16 x 20 x 30"	1	2	107	\$831.91
HGCRV-162430-08T	16 x 24 x 30"	2	2	143	1,169.60
HGCRV-163630-08T	16 x 36 x 30"	3	4	180	1,373.85
HGCRV-301230-08T	30 x 12 x 30"	2	3	154	989.72
HGCRV-302430-08T	30 x 24 x 30"	4	3	211	1,354.13
HGCRV-303630-08T	30 x 36 x 30"	6	6	284	1,548.61
HGCRV-304830-08T	30 x 48 x 30"	8	6	340	1,839.01
HGCRV-441230-08T	44 x 12 x 30"	3	4	204	1,152.12

Cylinders are not included.



HGCRV-161230-08T



HGCRV-304830-08T

Spill Response Cabinet with Adjustable Shelves

- Convenient sturdy carrying handle.
- Safety yellow powder coat finish.

Constructed using prime cold rolled steel. Door is welded in place using a full piano hinge. 2 fully adjustable shelves are included.

Positive catches keep door securely closed. Keyhole slots in back provide for wall hanging. FOB Shipping Point.



SPILL RESPONSE CABINET WITH ADJUSTABLE SHELVES			
Product No.	Size W x D x H	Wt. (lbs.)	Price Ea.
H534AV-50	15 x 5 $\frac{1}{2}$ x 16 $\frac{1}{2}$ "	12	\$65.01

Ships UPS

Spill Control/PPE Storage

- Durable powder coat finish.

Constructed using prime cold rolled steel. Door is welded and riveted in place using a full piano hinge with a rust resistant hinge pin. Spring loaded latches keep door closed and allows easy access in an emergency. 2 fully adjustable shelves are included. Full length plexiglass window allows easy content inventory. Keyhole slots in back provide for wall hanging. FOB Shipping Point.

Spill Control and PPE decals included.



H052-50



H057-50

SPILL CONTROL/RESPIRATOR CABINET				
Product No.	Size W x D x H	Color	Wt. (lbs.)	Price Ea.
H052-50	13 $\frac{1}{2}$ x 12 $\frac{1}{2}$ x 30"	Yellow	27	\$162.73
H057-50	19 $\frac{1}{2}$ x 14 $\frac{1}{2}$ x 32 $\frac{1}{2}$ "	Yellow	39	221.52

Ships UPS

Steel surcharges may apply.

DRUM SAFETY EQUIPMENT

Aerosolv® Aerosol Can Disposal System

- Provides a solution to the expense of solid waste disposal of aerosol cans.
- Complies with EPA regulations 40CFR261.23(a)(6).

RCRA regulations require that, unless relieved of pressure, aerosol cans must be packed in a drum and manifested for solid hazardous waste disposal. With Aerosolv®, cans are not solid hazardous waste, but are fully recyclable. Residual liquids, released by Aerosolv® and collected in a drum, may be eligible for reclamation or recycling through a waste handler, resulting in waste minimization credits. 55 gallon drum will collect the contents of over 4000 spent aerosols. Easily operated by hand. With the press of the handle, puncture pin pierces the can – leaves no sharp edges or crushed metal. Made of aircraft aluminum, requiring no maintenance. Filter comprises a coalescing lower portion, which removes airborne organic compounds and an activated carbon upper portion which absorbs odor. FOB Shipping Point.

Product No.	Description	Wt. (lbs.)	Size	Price Ea.
28202	Disposal system deluxe, comprised of puncturing unit with plastic sleeve, color changing coalescing/carbon filter, anti-static wire, goggles	8	Box: 18 x 18 x 7"	\$923.91
28197	Combination coalescing/carbon filter, non-color changing	2	14.5"H.	169.08
28198	Activated carbon cartridge, non-color changing	3	6"H.	190.80/2 pk.
28223	Color Changing activated carbon cartridge	10	5 3/4" dia. x 5 1/2"H.	272.35/2 pk.
28224	Color Changing combination coalescing/carbon filter	12	5 3/4" dia. x 14 7/8"H.	220.72/1 pk.
28225	Aerosolv® Counter	1	2 1/2" x 2 1/2"	279.59



Safety Drum Vents

- Protects drums from fire and explosion.
- Releases internal drum pressure vents in outside air.

Prevents fire or sparks from reaching contents. All-brass construction delivers durability and safety. Automatic pressure relief at 5 psi and vacuum relief allows 4 gpm flow-through 3/8" faucet. Fits 2" bung opening. 2" IPT. FM approved. FOB Shipping Point.

VERTICAL DRUM			
Product No.	Description	Wt. (lbs.)	Price Ea.
08101*	2" NPT Brass Vent	2	\$102.03
08011	2" Right Angle Fitting	2	26.93
08015	3/8" Right Angle Fitting	1	30.83
08005*	2" NPT nonmetallic	1	59.04
HORIZONTAL DRUM VENT			
08300*	2" NPS Brass Vent	2	62.63

*FM Approved.



Self-Closing Faucets

- Provide safe, no-spill controlled flow of drum liquids.

Self-closing faucets prevent spills and feature a durable Teflon seal and internal safety flame arrester. FOB Shipping Point.



Drum Covers

- Provides an inexpensive way to convert open top 30 & 55 gallon steel drums into fire-safe receptacles for combustible trash.

Self-closing units feature fusible link in lid that melts at 165°F snapping lid closed to protect contents from external fire or snuff out fire that might start inside. Manual drum cover with gasket and vent for 55 gal. drums available. Attaches with screwdriver and wrench. Durable steel with tough powder coat paint finish. FOB Shipping Point.

Product No.	Description	Approval	Wt. (lbs.)	Price Ea.
26750	55 gal. drum, self-closing	FM	14	\$178.88
26730	30 gal. drum, self-closing	FM	11	190.36
26752	55 gal. drum, manual	FM, NESAM	14	372.04
26753	55 gal. drum, self-closing	FM, NESAM	15	515.83




Drum Locks

- Safely secures drum contents without the risk of contamination.

Drum locks are a cost effective solution to controlling storage concerns for all types of liquids, semi-liquids, and powders that come in standard drums. Made of corrosion resistant, non-sparking zinc die cast, the units easily install around the drum bung glange with no risk of cross threading. Sold as pairs, these drum locks fit most popular styles of steel and plastic 55 gallon drums. The steel set includes two units; one to fit over the 2"NPT plug, the other to fit over the 3/4"NPT plug. The plastic set includes two units which fit over both 2" plugs. FOB Shipping Point.

Product No.	Description	Wt. (lbs.)	Price Ea.
08508	Steel drum set	1	\$51.77
08510	Steel drum set with 2 padlocks	2	112.20
08509	Plastic drum set	2	59.83
08511	Plastic drum set with 2 padlocks	2.2	121.27



Lockable Drum Funnel

- FM approved steel funnel with large mouth allows fast dumping of flammables while minimizing spills.



6"L. brass flame arrester screen prevents flashback ignition and hinged cover reduces the spread of hazardous vapors. Equipped with fusible link that melts at 165° to automatically close cover shut. Durable galvanized steel. Measures 10 1/2" dia. x 10"H. Mouth is 10 1/2". FOB Shipping Point. 08207 Wt. 12 (lbs.) Price Ea. \$261.91



Drum Gate Valve

- For trouble-free dispensing of viscous non-corrosive flammables.
- Ideal for adhesives, paint or heavy oils above 2000 SSU (about 30W oil).

2"NPT brass construction. Use 2" drum valves. FM approved. FOB Shipping Point. 08552 Wt. 7 (lbs.) Price Ea. \$198.15

Product No.	Description	Wt. (lbs.)	Price Ea.
08902*	Rigid-brass	2	\$47.09
08910*	Adjustable-brass	2	59.11
08916*	Adjustable-stainless steel	2	192.72
08930	Flexible faucet extension, 8" long, brass	1	26.24
08587	Flexible faucet extension, 6" long, stainless steel	1	46.93

*FM approved.


SOUND BARRIERS



MADE IN USA



Modular Acoustic Screens



Stable Heavy-Duty Platform Legs With High Visibility Safety Hazard Tape


(QFM) Wall Noise Barriers



(QFM) Bulk Rolls



Acoustic Foams



Custom Noise Panels

Singer Safety's noise partition can be custom designed to your exact specifications. Our fiberglass panels offer excellent noise absorption for machinery, walls, doors and many other applications. We manufacture one-sided and two-sided panels to provide the level of noise protection you need. FOB Shipping Point.

Modular Acoustic Screens

- **Cost effective, off-the-shelf noise barriers reduce and contain excessive noise.**
- **Easily moved from place to place.**

Can be used individually or joined together to form a noise-reducing enclosure. Features a sturdy tubular steel frame complete with platform legs and a sound barrier curtain that combines a mass loaded vinyl barrier material with a gray fiberglass noise absorber. Each screen forms a continuous noise barrier with adjacent screens by means of a 2"W hook and loop fasteners on each curtain edge. Easy-to-assemble slip-joint frames have a Black epoxy finish. Sturdy adjustable platform legs for stability. Exceeds ASTM-E-84 Flame and Smoke "Class A" Fire Ratings. Has STC rating of 25db. NRC = .70. Shipped K.D. FOB Shipping Point.

Product No.	Size W x H	Wt. (lbs.)	Price Ea.
H22-310148	4 x 8'	56	\$608.65

(QFM) Wall Noise Barriers

- **Lightweight, semi-flexible and easy-to-handle sound absorber.**
- **Used on walls or ceilings in areas with excessive noise or echoing.**

Provides up to 21 dBA reduction in ambient noise depending on the noise source. Features a vinyl-coated gray facing cloth quilted to a supporting 2 lb./cu. ft. density fiberglass. Tough, permanent outer shell is resistant to oil, grease and mildew. Easily wiped clean. Attractive metallic gray color enhances area lighting. Complete with brass grommets for easy hanging. Rated Class I building material for ASTM E-84 tunnel test for flammability. Also available in white facing, call for details. FOB Shipping Point.

(QFM) Wall Noise Barriers				
Product No.	Description	Size W x H	Wt. (lbs.)	Price Ea.
HSC122-6	Single faced material in nominal 1" thickness for wall blankets.	4 x 6'	8	\$64.84
HSC122-8		4 x 8'	10	86.46
HSC122-10		4 x 10'	12	108.07
HSC124-6	Double faced material in nominal 2" thickness, for use as absorber. (HSC-122 bound back-to-back)	4 x 6'	12	117.64
HSC124-8		4 x 8'	16	156.85
HSC124-10		4 x 10'	20	196.06
HSC125-6	Double faced material in nominal 2" thickness, for use as combination barrier/absorber with 1 lb./sq. ft. barrier septum is the heaviest curtain (1.5 PSF). (Same as HSC-124, plus septum fill).	4 x 6'	36	211.05
HSC125-8		4 x 8'	48	281.39
HSC125-10		4 x 10'	60	403.50

(QFM) Bulk Rolls

- **Fabricate your own enclosures or cover large areas with Quilted Fiberglass Material.**
- **Great for custom projects.**

An excellent noise absorber made of high quality vinyl-coated facing cloth quilted to a supporting 2 lb./cu.ft. density fiberglass. Outer shell is resistant to oil, grease and mildew and can be wiped clean. Available in Gray or White -- please specify. FOB Shipping Point.

Product No.	Size W x H	STC	Thickness	Wt. (lbs.)	Price Ea.
H15012148	48" x 50'	12 dBA	1"	50	\$540.36
H15012448	48" x 25'	17 dBA	2"	50	494.72
H15012548	48" x 25'	21 dBA	2" w/1lb. Barrier	150	1,008.76

Acoustic Foams

- **Economical, do-it-yourself, noise absorber.**
- **Easily mounts to walls, ceilings, or machinery.**

Cut to size and adhere with Sound Stick Adhesive on almost any surface. Available in your choice of Convoluted, Aluminized Mylar Facing or Standard Open-Cellled. FOB Shipping Point.

Convoluted Acoustic Foam . . . features peaks and valleys which redirect sound waves into the foam where the sound is converted to kinetic energy and absorbed. 4 sheets per box in 1", 2" or 3" thick NRC rating 2" .86", 3" .91.

Standard Open-Cell Foam . . . open-celled polyurethane foam has good structural integrity. Particularly effective absorber of mid-to-high frequency noise. Rolls measure 54"W. x 1" thick. NRC .85.

CONVOLUTED ACOUSTICAL FOAM				
Product No.	Size	Coverage Sq. Ft.	Wt. (lbs.)	Price Per Box
H15-016841	1" thick, 27"L. x 54"W.	40.5	9	\$164.02
H15-016842	2" thick, 27"L. x 54"W.	40.5	11	296.31
H15-016843	3" thick, 27"L. x 54"W.	40.5	13	611.55
STANDARD OPEN-CELL FOAM				Price Per Roll
H15-016954-10	10'L. x 54"W.	45	10	273.86
H15-016954-25	25'L. x 54"W.	112.5	25	684.64
H15-016954-50	50'L. x 54"W.	225	45	1,369.29
SOUND STICK ADHESIVE				Price/Tube
H15-015010	10.5 oz. tube	Up to 32 LF	1	12.06

Steel surcharge may apply.

WELDING BARRIERS



Create multi-panel enclosures with
ADD-A-PANEL CLIPS

Portable Safety Screens

- Excellent barrier protection for welding, grinding, cutting or many other manufacturing operations.

These Portable Safety Screens can be used as single panel screens or joined together to form multi-panel enclosures. Modern one-piece curtain slides easily over the sturdy 1" round tubular 19 ga. steel frame. Supplied with platform legs. Extended edge of each single panel curtain creates an over-lap with adjoining curtain for total protection. Available in your choice of 3 materials. Add-A-Panel Clips sold separately.

Other materials available for high temp applications, call for details. FOB Shipping Point.

30 mil. Olive Drab Duck...provides safe, sure protection from arc welding spark and rays.

Resists heat, flame and moisture.

Vinyl Coated Fabric...delivers exceptional protection from arc welding rays. Resists moisture, oil and grease. Available in Yellow, White, Gray, Black, Green, Blue and Red -- please specify.

Portable Safety Screens

Portable Welding Screens

OLIVE DRAB DUCK				VINYL COATED FABRIC		
Size W x H	Product No.	Wt. (lbs.)	Price Ea.	Product No.	Wt. (lbs.)	Price Ea.
5 x 4'	H13-011054	17	\$222.58	H13-0X1054	16	\$198.81
6 x 5'	H13-011065	20	254.60	H13-0X1065	18	221.32
6 x 6'	H13-011066	22	274.11	H13-0X1066	20	235.29
8 x 6'	H13-011086	27	328.74	H13-0X1086	25	278.83

Custom sizes available on request. Add-A-Panel Clips H12-000048R Wt. .25 (lbs.) Price Pair \$1.49

Vinyl Coated fabric: Replace "X" in Product No. for Yellow (2), White (2W), Gray (2G), Black (2BK), Green (3), Blue (3B), Red (3R).

Transparent Vinyl Welding Screen

Ensures two-way visibility for extra safety. Filters more than 80% of harmful rays. Available in Yellow, Gray, Green, Blue and Red -- please specify.

Product No.	Size W x H	Wt. (lbs.)	Price Ea.
H13-X1054	5 x 4'	16	\$202.38
H13-X1065	6 x 5'	18	226.31
H13-X1066	6 x 6'	20	241.12
H13-X1086	8 x 6'	24	286.32

Replace "X" in Product No. for Yellow (6), Gray (4), Green (6G), Blue (5B), Red (5)

Roll-Up Safety Screens

- Screens can be rolled-up and easily carried from place to place.

Construction features two layers of material reinforced with a 14 ga. galvanized wire mesh. Roll-up screens have a built-in handle and tie strap. Flame resistant. FOB Shipping Point.

Cotton Duck...Material is treated with a permanent, paraffin-based finish, which resists water and mildew.

Safety-Striped Vinyl...Resists fire, water, mildew, oils, alkalis and most acids. Yellow and Black striped.

SC-1 OLIVE GREEN COTTON DUCK				SC-8 SAFETY-STRIPED VINYL	
Size W x H	U/M	Wt. (lbs.)	Product No.	Product No.	Price Ea.
4 x 3'	EA	10	H12-015543	H12-285543	\$83.87
6 x 4'	EA	18	H12-015564	H12-285564	166.74
6 x 5'	EA	24	H12-015565	H12-285565	208.43
9 x 6'	EA	46	H12-015596	H12-285596	375.17

Tri-Fold Safety Screens

- Enclose dangerous work areas.

Highly visible barricades prevent people from entering dangerous work zones. Bright yellow and black stripe or fluorescent orange units are constructed of heavy-duty vinyl material. Resists fire, water, oil, mildew and most acids. Lightweight barricades fold flat for convenient storage. Built-in carrying handles. FOB Shipping Point.

Product No.	Size W x H	Material	Wt. (lbs.)	Price Ea.
H13-080053	4.5 x 3'	Black/Yellow Striped	9	\$123.35
H13-080064	6 x 4'	Black/Yellow Striped	12	176.09
H13-080085	7.5 x 5'	Black/Yellow Striped	14	256.40
H13-080096	9 x 6'	Black/Yellow Striped	17	328.83
H13-090053	4.5 x 3'	Fluorescent Orange	9	119.78
H13-090064	6 x 4'	Fluorescent Orange	12	170.39
H13-090085	7.5 x 5'	Fluorescent Orange	14	246.89
H13-090096	9 x 6'	Fluorescent Orange	17	315.99

Instant Curtains

- Welding curtains on a roll provide instant barrier protection.

- Rugged 14 mil. transparent vinyl material is available in five colors choices.

These transparent welding curtains come in 25 yard rolls for easy, convenient and instant set-up of welding barrier protection...regardless of your size requirements. Simply cut your own curtains as you need them with a scissors or utility knife. Instant curtain roll has brass grommets every 12" for easy hanging. Available in Smoke Gray, Orange, Blue, Yellow and Green. FOB Shipping Point.

Product No.	Size W x L	Color	Wt. (lbs.)	Price Per Roll
H15-100425	64" x 25 yds.	Gray	45	\$353.00
H15-100525	64" x 25 yds.	Orange	45	353.00
H15-1005825	64" x 25 yds.	Blue	45	353.00
H15-100625	64" x 25 yds.	Yellow	45	353.00
H15-1006G25	64" x 25 yds.	Green	45	353.00

Steel surcharge may apply.

Tri-Fold Safety Screens



Instant Curtains



Curtain Hooks

Small - for 1" pipe
H12-000082 Package of 10 \$7.70



MADE IN USA

SAFETY & SECURITY MIRRORS



Convex Wide Angle Safety & Security Mirrors

- Prevent accidents, injury and theft.
- They provide instant viewing down aisle ways, corridors and intersections.
- Convex Mirrors eliminate those blind spots and danger areas.
- They help prevent those costly accidents and reduce insurance rates.
- Mirrors aide in reducing employee or customer theft of expensive merchandise.

See-All Mirrors are expertly engineered with sturdy construction and attractive design. The convex mirror curves are precision engineered to eliminate distortion. Placed in effective locations, See-All Mirrors assure excellent vision for a wide range of uses. Heavy duty ball socket permits easy, pinpoint adjustment. Adjustable mounting hardware is included. See-All Mirrors are available in a full array of sizes and shapes to meet every requirement. FOB Shipping Point.



Indoor Round Convex



Round Rectangular Convex



Outdoor Round Convex

CONVEX WIDE ANGLE SAFETY & SECURITY MIRRORS				
Product No.	Size	Viewing Distance	Wt. (lbs.)	Price Ea.
GLASS INDOOR ROUND CONVEX MIRRORS				
HN12	12"	Up to 15'	5	\$36.19
HN18	18"	Up to 20'	7	49.63
HN26	26"	Up to 26'	15	74.25
HN30	30"	Up to 30'	18	103.73
HN36	36"	Up to 35'	24	129.85
ACRYLIC INDOOR ROUND CONVEX MIRRORS				
H1-PLX12	12"	Up to 15'	3	38.06
H1-PLX18	18"	Up to 20'	5	51.49
H1-PLX26	26"	Up to 26'	11	81.34
H1-PLX30	30"	Up to 30'	14	114.93
H1-PLX36	36"	Up to 35'	18	146.27
H1-PLX48	48"	Up to 40'	35	261.19
GLASS INDOOR ROUND-RECTANGULAR CONVEX				
HRR1218	12 x 18"	Up to 20'	6	61.57
HRR1524	15 x 24"	Up to 26'	11	73.13
HRR2030	20 x 30"	Up to 30'	18	101.12
HRR2436	24 x 36"	Up to 35'	22	172.39
ACRYLIC INDOOR ROUND-RECTANGULAR CONVEX				
H1-PLX1218	12 x 18"	Up to 20'	8	62.69
H1-PLX1524	15 x 24"	Up to 26'	10	77.61
H1-PLX2030	20 x 30"	Up to 30'	15	118.66
H1-PLX2436	24 x 36"	Up to 35'	18	176.12
GLASS OUTDOOR ROUND CONVEX MIRRORS				
HNO12	12"	Up to 15'	6	43.66
HNO18	18"	Up to 20'	8	67.16
HNO26	26"	Up to 26'	17	92.16
HNO30	30"	Up to 30'	20	119.40
HNO36	36"	Up to 35'	27	154.48
ACRYLIC OUTDOOR ROUND CONVEX MIRRORS				
H1-PLXO12	12"	Up to 15'	3	46.64
H1-PLXO18	18"	Up to 20'	5	72.39
H1-PLXO26	26"	Up to 26'	14	114.93
H1-PLXO30	30"	Up to 30'	16	154.48
H1-PLXO36	36"	Up to 35'	19	207.09
H1-PLXO48	48"	Up to 40'	38	376.12
GLASS OUTDOOR ROUND-RECTANGULAR CONVEX				
HRRO1218	12 x 18"	Up to 20'	6	82.84
HRRO1524	15 x 24"	Up to 26'	13	93.66
HRRO2030	20 x 30"	Up to 30'	21	139.55
HRRO2436	24 x 36"	Up to 35'	25	238.06
ACRYLIC OUTDOOR ROUND-RECTANGULAR CONVEX				
H1-PLXO1218	12 x 18"	Up to 20'	6	82.84
H1-PLXO1524	15 x 24"	Up to 26'	15	93.28
H1-PLXO2030	20 x 30"	Up to 30'	17	138.81
H1-PLXO2436	24 x 36"	Up to 35'	20	240.30

Dome Mirrors

- Provide new dimensions in safety and security.
- 360° Full Domes for 4-way intersections.
- 180° Half Domes for 3-way intersections.
- 90° Quarter Domes for 2-way intersections.

Dome mirrors provide collision prevention and surveillance in industrial warehouses, commercial facilities, hospitals, clinics, retail locations, etc. Dome mirror views allow personnel and others to move safely through intersections. Safety engineers specify Dome Mirror views for industrial applications. FOB Shipping Point.



Full Dome



Half Dome



Quarter Dome

DOME MIRRORS				
Product No.	Size	Degree	Wt. (lbs.)	Price Ea.
360 DEGREE FULL DOME MIRRORS				
HPV18-360K	18"	360	6	\$73.88
HPV26-360K	26"	360	10	123.13
HPV32-360K	32"	360	14	164.55
HPV36-360K*	36"	360	30	182.84
HPV48-360K*	48"	360	45	311.94
180 DEGREE HALF DOME MIRRORS				
HTPV18-180	18"	180	4	49.25
HTPV26-180	26"	180	7	73.88
HTPV32-180	32"	180	10	106.72
HTPV36-180	36"	180	12	113.43
HTPV48-180*	48"	180	17	210.45
90 DEGREE QUARTER DOME MIRRORS				
HTPV18-90	12"	90	3	28.73
HTPV26-90	18"	90	4	42.69
HTPV32-90	22"	90	5	57.46
HTPV36-90	26"	90	6	67.54
HTPV48-90	35"	90	10	110.82

*Ships Truck



Drop-in Dome

DROP-IN DOME 360 DEGREE MIRRORS				
Product No.	Size	Degree	Wt. (lbs.)	Price Ea.
HPVT-BAR2X2	24" Dome with 2' x 2' Panel	360	13	\$104.48
HPVT-BAR2X4	24" Dome with 2' x 4' Panel	360	17	131.34

Drop-In Dome 360° Mirrors

- For suspended ceiling use.
- Where the ultimate in fit and finish is desired.
- No tools needed

Full Dome vision for suspended ceiling applications. Designed to replace your drop-in ceiling panel. Each dome comes complete with a 2' x 2' drop-in panel or 2' x 4' drop-in panel. FOB Shipping Point.

SAFETY SUPPLIES



Patented Easy Removal Fins

Anti-Vibration Gloves

- Increase worker compliance with this breathable glove.
- Constructed of Clarino synthetic leather – has the look and feel of real leather.

Clarino synthetic leather is machine washable, won't stretch or dry out and guaranteed not to bleed color onto your hands. Patented "fins" for quick and easy removal from your hands. The keystone thumb and $\frac{1}{8}$ " visco-elastic padding provides comfort, vibration reduction and energy absorption. Measure around the knuckles to determine size. Black in color. FOB Shipping Point.

H415 Half-Finger Work Glove (Color-Tan) Wt. 1 lb. Price Per Pr. \$23.85

H425 Half Finger Work Glove with Wrist Wrap (Color-Tan) Wt. 1 lb. Price Per Pr. \$26.92

H530 Features a single wrist wrap closure. Wt. 1 lb. Price Per Pr. \$28.46

H540 Has a multiple wrist wrap closure. Wt. 1 lb. Price Per Pr. \$33.85

Sizes: SX 6-7, S 7-8, M 8-9, L 9-10, XL 10-11, XXL 11-12.



Elbow Sleeves

- Made with pride in the USA.

Schiek Model H1136ES Elbow Sleeve supports the elbow and is made with breathable neoprene which is washable and expels moisture. Made with reinforced stitching. Note: Elbow Sleeves are sold as singles. For sizing, measure around your flexed bicep: <12" = Small, 12"-14" = Medium, 14"-16" = Large, 16"-18" = Large/XL, 18"-20" = X-Large - please specify. FOB Shipping Point.

H1136ES, Wt. 1 (lbs.) Price Ea. \$23.08



Back Elastic Supports

- For those who prefer an elastic belt.
- Hip and rib contour tapers from 8" in the back to 4" on the sides and 5.5" in the front.
- Made with pride in the USA.

Made with premium Lycra from Dupont which eliminates the possibility of allergic reaction often associated with belts made with latex rubber. Safety detachable suspenders are included. Black in color. FOB Shipping Point.

H8000D Wt. 1 lb. Price Ea. \$30.00

Sizes: WS 24-28, S 27-32, M 31-36, L 34-41, XL 40-45, 2XL 44-50, 3XL 50-54



Wrist Supports

- Features non-stretch material to ensure maximum support.

Neoprene padding for extreme comfort measures $\frac{1}{4}$ " thick x $2\frac{1}{2}$ " wide. 2" extra wide outside strap for added support. 2" wide rugged buckle for a secure fit. The best wrist support anywhere. FOB Shipping Point.

H1100-WS Wt. 1 (lbs.)/Pr. Price Per Pr. \$17.75



Back Supports/Lumbo/Sacral Supports

- Featuring Lumbosacral pad with and without safety suspenders.
- Made in the USA.

Durable support that provides the comfort of an elastic belt with the support of a non-stretch belt. The patented conical shape hugs the body, offering a custom fit. Patent pending hip and rib contour prevents belt from digging into your sides. 6" cushion provides support to the lumbar and sacral regions of the lower back. Stainless steel buckle will not "pop open" under pressure and patented one way Velcro closure for a customized fit. Available in 6" and $4\frac{3}{4}$ " widths, with or without detachable safety suspenders for the 6". Available in Black, Royal Blue, Red, Green, Safety Orange (with reflective webbing) – please specify. 2 Year Warranty. FOB Shipping Point.

H4004 $4\frac{3}{4}$ "W. Without Detachable Suspenders. Wt. 1 lb. Price Ea. \$39.00

H4006-DS 6"W. With Detachable Suspenders. Wt. 1 lb. Price Ea. \$49.95

H4006 6"W. Without Detachable Suspenders. Wt. 1 lb. Price Ea. \$41.50

Sizes: XS 24-28, S 27-32, M 31-36, L 34-41, XL 40-45, XXL 44-50, 3XL 50-54 (additional \$11.54 ea.), 4XL 54-59 (additional \$23.08 ea.), 5XL 59-63 (additional \$34.62 ea.).

Back Supports/Non Stretch Lumbar Supports

- Patented shape with lumbar plate hugs the body.
- Made with pride in the USA.

This comfortable, durable lumbar support provides the comfort of an elastic belt with the support of a non-stretch belt. Patent pending hip and rib contour prevents belt from digging into your sides. Stainless steel buckle will not "pop open" under pressure and patented one way Velcro closure for a customized fit. Available in 6" and $4\frac{3}{4}$ " widths. Available in Black, Navy Blue, Royal Blue, Red, Forest Green, Stars'n Stripes – please specify. ** Custom logo available** Please call for details. 2 Year Warranty. FOB Shipping Point.

H2004 $4\frac{3}{4}$ "W. Without Detachable Suspenders. Wt. 1 lb. Price Ea. \$39.00

H2006 6"W. Without Detachable Suspenders. Wt. 1 lb. Price Ea. \$41.50

Sizes: XS 24-28, S 27-32, M 31-36, L 34-41, XL 40-45, XXL 44-50, 3XL 50-54 (additional \$11.54 ea.), 4XL 54-59 (additional \$23.08 ea.), 5XL 59-63 (additional \$34.62 ea.).



POLY SHIPPING TAPE

Economical Poly Tape

- Self-adhesive tape seals cartons securely.
- Confidently ship your packages and parcels.

Poly tape holds boxes together even through rough UPS, freight or postal handling. Goes on fast with handy dispenser. Reduces pilferage... once tape is pulled off, tape cannot be resealed. Resists moisture, chemicals and oil. Stands up to temperature extremes. Super adhesion to corrugated, board, paper or metal. Meets all postal and O.S.H.A. regulations. Meets Fed. specs. PPP-T-70, A-A-1684-A. FOB Shipping Point.

ECONOMICAL POLY TAPE

Product No.	Color	Roll Size	Mil	No. Rolls Per Case	Wt. (lbs.) Per Case	Price Per Roll		
						1 - 2 Cases	3 - 4 Cases	5+ Cases
H9253-2110-C	Clear	2" x 110 yds.	1.7	36	21	\$4.36	\$4.02	\$3.73
H9253-3110-C	Clear	3" x 110 yds.	1.7	24	21	6.52	6.01	5.58
H8253-2110-C	Clear	2" x 110 yds.	1.6	36	21	3.85	3.55	3.29
H8253-3110-C	Clear	3" x 110 yds.	1.6	24	20	5.90	5.44	5.05

Please order case quantities only.



Grips boxes like **STEEL**.

Extra Heavy-Duty Poly Tape

- Super thick tape for super-heavy packages.
- Tough and thick 2.3 mil poly tape provides extra insurance against damage or breakage.

Grips boxes like steel for worry-free shipping. Applies easily and quickly with hand-held dispenser. Resists chemicals, moisture and oil. Stands up to temperature extremes. Meets all postal and O.S.H.A. regulations. Meets Fed. specs. PPP-T-70, A-A-1684-A. FOB Shipping Point.

EXTRA HEAVY-DUTY POLY TAPE

Product No.	Color	Roll Size	Mil	No. Rolls Per Case	Wt. (lbs.) Per Case	Price Per Roll		
						1 - 2 Cases	3 - 4 Cases	5+ Cases
H4232-255-C	Clear	2" x 55 yds.	2.3	36	12	\$6.53	\$6.01	\$5.58
H4232-2110-C	Clear	2" x 110 yds.	2.3	36	21	7.27	6.69	6.22
H4232-3110-C	Clear	3" x 110 yds.	2.3	24	21	10.93	10.07	9.35

Please order case quantities only.


Heavy Duty POLY TAPE

- 1.9 mils thick for extra holding strength.
- Use this extra-strength poly tape for heavy cartons or packages.

Insures additional holding power for overweight items. Self-adhesive...goes on fast with hand-held dispenser. Resists moisture, chemicals and oil. Stands up to temperature extremes. Meets all postal and O.S.H.A. regulations. Meets Fed. specs. PPP-T-70, A-A-1684-A. FOB Shipping Point.

Product No.	Color	Roll Size	Mil	No. Rolls Per Case	Wt. (lbs.) Per Case	Price Per Roll		
						1 - 2 Cases	3 - 4 Cases	5+ Cases
H4243-255-C	Clear	2" x 55 yds.	1.9	36	14	\$2.54	\$2.34	\$2.17
H4243-2110-C	Clear	2" x 110 yds.	1.9	36	22	4.36	4.02	3.73
H4243-3110-C	Clear	3" x 110 yds.	1.9	24	21	6.52	6.01	5.58

Please order case quantities only.



Durable Tape DISPENSERS

A) Standard Duty 2" Tape Dispenser

Seals cartons quickly, efficiently and in one smooth operation. Adjustable brake provides tape tension.

B) Deluxe 2" Tape Dispenser


Engineered for long wear and ease of use. Adjustable brake provides tape tension.

C) Deluxe 3" Tape Dispenser

Built to easily handle large 3" rolls. Adjustable brake provides tape tension.

Ltr. No.	Product No.	Description	Wt. (lbs.)	1 - 2	Price Ea.	3 - 4	5+
A	HTDGF213	Standard 2" Dispenser	2	\$ 14.51	\$ 13.37	\$ 12.41	
B	HTDGF103	Deluxe 2" Dispenser	2	19.45	17.92	16.65	
C	HTDGF306	Deluxe 3" Dispenser	2	37.38	34.44	31.98	

HTDGF213B Replacement Blades. Price Ea. \$19.12
HTDGF103B Replacement Blades. Price Ea. \$19.12
HTDGF306B Replacement Blades. Price Ea. \$19.12



SEALING TAPES

Fiberglass Reinforced Tape

- Strong filament fibers for extra-heavy binding.
- Super-adhesive action for maximum gripping power
- ...needs no water.

Where extra strength is needed, use this super-tough filament tape. Ideal for heavy boxes, lumber, steel, tubing or even for emergency repair work. Keep a handy supply around your shipping dept., or maintenance area. Applies easily with durable metal dispenser. FOB Shipping Point.

Product No.	Roll Size	Tensile Strength (lbs./in.)	No. Rolls/Case	Wt. (lbs.)	Price Per Roll	1 - 2 Cases	3 - 4 Cases	5+ Cases
H4179-1/2	1/2" x 60 yds.	5.0	115	72	16	\$3.02	\$2.78	\$2.58
H4179-3/4	3/4" x 60 yds.	5.0	115	48	16	4.63	4.27	3.96
H4179-1	1" x 60 yds.	5.0	115	36	16	6.17	5.69	5.28
H4179-2	2" x 60 yds.	5.0	115	24	16	11.45	10.55	9.80

Please order case quantities only.

Colored Poly Tape

- Colorful, attention-getting tape helps identify cartons or inventory.
- Colored poly tape helps to eliminate mix-ups and speeds shipments.



Ideal to control dated inventory, product coding and location. Super-adhesive tape goes on fast with hand-held dispenser. Available in Red, Black, Yellow, White, Blue, Green or Orange — please specify. FOB Shipping Point.

Product No.	Roll Size	No. Rolls Per Case	Wt. (lbs.)	Price Per Roll	1-2 Cases	3-4 Cases	5+ Cases
H150C	2" x 110yd	36	12.3	\$6.41	\$5.91	\$5.49	

Please order case quantities only.

Gummed Tape Dispensers

- Measures, moistens and cuts tape up to 36" in one motion.
- Choose from manual or electric dispensers.

Manual Gummed Tape Dispenser -- has 12 gauge, all metal, uni-body chassis construction. Its 70 oz. water bottle means fewer refills. Features a stainless steel guillotine style cutter for long life and minimal cleaning. Easy pull handle for variable tape lengths: 5" - 36" in a single pull. Longer lengths by additional pull. The handle returns itself and tape is cut off automatically. Designed for non-reinforced gummed paper tape or reinforced gummed paper tape 1 1/2" to 3" wide. Electric Gummed Tape Dispenser -- 12 gauge, all metal construction, powder coated gray. 10 pre-set lengths and option for custom lengths from 5" to 99" in 1" increments. 70 oz. water bottle increases production up-time. "Open Basket" design allows for easy viewing of remaining tape roll and easy drop-in reloading. Accommodates up to 1,000' rolls...max. roll diameter is 9". Certified to CE and UL 60950; CSA22.2. FOB Shipping Point.




Manual



Electric

Product No.	Description	Wt. (lbs.)	Price Ea.
HMARSHTDH	Manual	21	\$697.53
HMARSHTE110	Electric	25	1,834.88



SUPER-TOUGH
filament tape.

Heavy-Duty Fiberglass Reinforced Tape

- Extra thick, extra tensile strength for superior gripping power.

Where loads are super-heavy, use this super-strong tape. Self adhesive. Applies easily with all-metal dispenser. FOB Shipping Point.

Product No.	Roll Size	Tensile Strength (lbs./in.)	No. Rolls/Case	Wt. (lbs.)	Price Per Roll	1 - 2 Cases	3 - 4 Cases	5+ Cases
H4180-1/2	1/2" x 60 yds.	5.5	159	72	18	\$4.05	\$3.73	\$3.47
H4180-3/4	3/4" x 60 yds.	5.5	159	48	18	6.17	5.69	5.28
H4180-1	1" x 60 yds.	5.5	159	36	18	8.03	7.40	6.87
H4180-2	2" x 60 yds.	5.5	159	24	18	20.61	18.96	17.64

Please order case quantities only.



Metal Filament Tape Dispenser

Long-wearing dispenser cuts tough filament fibers cleanly, easily. Comfortable grip for all day use. FOB Shipping Point.

Product No.	Fits Roll Sizes	Wt. (lbs.)	Price Ea.	1 - 2 Cases	3 - 4 Cases	5+ Cases
HTDGF101	3/4" - 1"	1	\$28.68	\$26.42	\$24.54	
HTDGF210	2"	1	23.90	22.02	20.45	

Kraft Sealing Tape

- Reliable gummed sealing tape.
- Popular sealing tape over the years, this kraft tape secures cartons easily.

Your choice of two strength capacities. Regular 60 lb. Kraft for medium weight boxes and 3-way glass reinforced for heavy-duty use. Applies efficiently with dispenser. FOB Shipping Point.



Product No.	Color	Roll Size	Description	No. Roll Per Case	Wt. (lbs.)	Price Per Roll	1-2 Ca.	3-4	5+ Ca.
HC360GT	Natural	3" x 600'	Regular	10	35	\$17.97	\$16.55	\$15.37	
HC3375NA	Natural	3" x 375'	Reinforced	8	23	19.57	18.03	16.75	
HC3450NA	Natural	3" x 450'	Reinforced	10	32	17.82	16.41	15.24	

Please order case quantities only.

SAFETY FLOOR TAPES



Mighty Line Floor Tapes

Mighty Line® patented floor tape is the most durable floor tape available. Spend more time on value added actions-producing, receiving, and shipping materials and less time on non-value added activities such as painting floor lines. Mighty Line floor tape is available in many colors and patterns in four different widths. FOB Shipping Point.

Benefits of Mighty Line

- 5S lean manufacturing improvements.
- Easy to install and lasts.
- Separating pedestrian traffic from motorized vehicles.
- Illuminating walkways during power failures.
- Color code different areas with specific color tapes.
- 3 year limited warranty.

Mighty Line Solid Colored Floor Tapes

Mighty Line solid colored floor tapes are the most popular tapes we offer. FOB Shipping Point.

Product No.	Size	Description	Wt. (lbs.)	Price Ea.
H2RY	2" x 100'	Solid Yellow Floor Tape	6	\$140.00
H3RY	3" x 100'	Solid Yellow Floor Tape	9	\$156.33
H4RY	4" x 100'	Solid Yellow Floor Tape	11	\$162.33
H2RR	2" x 100'	Solid Red Floor Tape	6	\$140.00
H3RR	3" x 100'	Solid Red Floor Tape	9	\$156.33
H4RR	4" x 100'	Solid Red Floor Tape	11	\$162.33
H2RW	2" x 100'	Solid White Floor Tape	6	\$140.00
H3RW	3" x 100'	Solid White Floor Tape	9	\$156.33
H4RW	4" x 100'	Solid White Floor Tape	11	\$162.33
H2RG	2" x 100'	Solid Green Floor Tape	6	\$140.00
H3RG	3" x 100'	Solid Green Floor Tape	9	\$156.33
H4RG	4" x 100'	Solid Green Floor Tape	11	\$162.33
H2RB	2" x 100'	Solid Blue Floor Tape	6	\$140.00
H3RB	3" x 100'	Solid Blue Floor Tape	9	\$156.33
H4RB	4" x 100'	Solid Blue Floor Tape	11	\$162.33
H2RBLK	2" x 100'	Solid Black Floor Tape	6	\$140.00
H3RBLK	3" x 100'	Solid Black Floor Tape	9	\$156.33
H4RBLK	4" x 100'	Solid Black Floor Tape	11	\$162.33
H2GRY	2" x 100'	Solid Gray Floor Tape	6	\$140.00
H3GRY	3" x 100'	Solid Gray Floor Tape	9	\$156.33
H4GRY	4" x 100'	Solid Gray Floor Tape	11	\$162.33
H2RO	2" x 100'	Solid Orange Floor Tape	6	\$140.00
H3RO	3" x 100'	Solid Orange Floor Tape	9	\$156.33
H4RO	4" x 100'	Solid Orange Floor Tape	11	\$162.33



Mighty Floor Signs

Mighty Line Safety Floor Signs reinforce safe activities throughout your facility. Mighty Line floor signs are available in a variety of shapes and sizes. FOB Shipping Point.

Product No.	Size	Description	Wt. (lbs.)	Price Ea.
HKC2436	24 x 36"	Keep Clear Do Not Block	1	\$49.99
HSTP24	24 x 24"	STOP	1	39.99
HSTP36	36 x 36"	STOP	1	79.99
HFE2436	24 x 36"	Do Not Block Fire Ext.	1	49.99
HTSHCANY24	24 x 24"	Trash Can Floor Sign	1	39.99
HCDSAY36	36 x 36"	Caution Door Swing Area	1	79.99
HWFLT24-1	24 x 24"	Warning Forklift Traffic	1	39.99
HCW4FL16	16 x 16"	Caution Watch for Forklift Traffic	1	27.99
HNoPedestrianText16	16 x 16"	No Pedestrian Traffic	1	27.99
HY16yb	16 x 16"	Yield	1	27.99
HKCEP2436	24 x 36"	Keep Clear Do Not Block	1	49.99
HEEW16	16 x 16"	Emergency Eye Wash	1	27.99

Mighty Line Floor Tapes



Mighty Diagonal Striped Floor Tapes

By contrasting 2 standard colors in a diagonal fashion, Mighty Line has constructed a floor tape that allows employees to be made aware of possible danger zones within the work area. FOB Shipping Point.

Product No.	Size	Description	Wt. (lbs.)	Price Ea.
H2RYCHEV	2" x 100'	Yellow w/Black Diagonals	6	\$153.00
H3RYCHEV	3" x 100'	Yellow w/Black Diagonals	9	\$159.33
H4RYCHEV	4" x 100'	Yellow w/Black Diagonals	11	\$185.00
H2RWCHEV	2" x 100'	White w/Black Diagonals	6	\$153.00
H3RWCHEV	3" x 100'	White w/Black Diagonals	9	\$159.33
H4RWCHEV	4" x 100'	White w/Black Diagonals	11	\$185.00
H2RWCHEVRD	2" x 100'	White w/Red Diagonals	6	\$153.00
H3RWCHEVRD	3" x 100'	White w/Red Diagonals	9	\$159.33
H4RWCHEVRD	4" x 100'	White w/Red Diagonals	11	\$185.00

Mighty Line Speciality Floor Tapes

Mighty Glow® a unique floor tape developed for emergency purposes. Mighty Glow's ½" luminescent center line highlights exit paths during power outages. Frigid Tape is a durable, permanent cold storage floor tape. Apply to cold, clean and dry floors. Maintains adherence in -20° Fahrenheit temperatures. FOB Shipping Point.

Product No.	Size	Description	Wt. (lbs.)	Price Ea.
H4RYLUMCTR	4" x 100'	Yellow w/Glow Center	11	\$191.00
H4FY	4" x 100'	Yellow Frigid Freezer	11	\$185.00



Tape APPLICATOR

Mighty Line's NEW "Mighty Liner" applicator is now faster, more affordable and can apply a variety of tapes. FOB Shipping Point.

Product No.	Description	Wt. (lbs.)	Price Ea.
HMLINER	2", 3", 4" Floor Tape Applicator	15	\$399.99



5S SAFETY FLOOR MARKINGS



MIGHTY LINE®
The Only Durable Stripe

Mighty Line Angles

Mighty Line® Angle Floor Markings allow you to specify the proper location of inventory and equipment by utilizing the wide array of Mighty Line colors to ensure optimal use of space, safety, and operational efficiency. FOB Shipping Point.

Benefits of Mighty Line

- Separate pedestrian traffic from motorized vehicles.
- Illuminating walkways during power failures.
- 5S lean manufacturing improvements.
- Color code different areas with specific color tapes.
- Easy to install and lasts.
- 3 year limited warranty.

Mighty Line 5S Angles

Product No.	Size	Description	Qty.	Wt. (lbs.)	Price Ea.
HANGLEY	6 x 6 x 2"	Solid Yellow Angle	100	6	\$120.00
HANGLER	6 x 6 x 2"	Solid Red Angle	100	6	120.00
HANGLEW	6 x 6 x 2"	Solid White Angle	100	6	120.00
HANGLEG	6 x 6 x 2"	Solid Green Angle	100	6	120.00
HANGLEBLK	6 x 6 x 2"	Solid Black Angle	100	6	120.00
HANGLEGRY	6 x 6 x 2"	Solid Gray Angle	100	6	120.00
HANGLEO	6 x 6 x 2"	Solid Orange Angle	100	6	120.00

Product No.	Size	Description	Qty.	Wt. (lbs.)	Price Ea.
HANGLEP	6 x 6 x 2"	Solid Purple Angle	100	6	\$120.00
HANGLEBRN	6 x 6 x 2"	Solid Brown Angle	100	6	120.00
HANGLEB	6 x 6 x 2"	Solid Blue Angle	100	6	120.00
HANGLEBY	6 x 6 x 2"	Yellow/Black diagonals	100	6	145.00
HANGLEBW	6 x 6 x 2"	White/Black diagonals	100	6	145.00
HANGLERW	6 x 6 x 2"	White/Red diagonals	100	6	145.00



Mighty Line Safety Products

Mighty Line Absorbent Floor Mat

Our new peel and stick absorbent floor mats are great for warehouses, food and grocery stores, retail stores, oil and gas, and tire centers. FOB Shipping Point.

Mighty Line Heavy Duty Rack Protector

Mighty Line Heavy Duty Rack Protector provides superior rack column protection. FOB Shipping Point.

Product No.	Size	Description	Wt. (lbs.)	Price Ea.
HMAT3450	34" x 50'	Absorbent Sticky Floor Mat	18	\$188.00
HMRACK	-	Heavy Duty Rack Protector	9	79.99

Mighty Line TAC Diamond Plate Anti-Slip Floor Tapes

MightyLine TAC Heavy Duty Diamond Plate Floor Tapes add extra safety with this NEW anti-slip technology. FOB Shipping Point.



Product No.	Size	Description	Wt. (lbs.)	Price Ea.
HMT401	4" x 100'	Solid Yellow TAC Anti-Slip Floor Tape	11	\$177.99
HMT470	4" x 100'	Yellow TAC Anti-Slip Tape w/Bk Diagonals	11	199.99

Mighty Line Specialty Products

Mighty Line Label Protectors...used to prolong the life of your floor location labels.

Mighty Line Tape Tearer...uniquely designed to cut through a variety of tapes.

FOB Shipping Point.

Product No.	Description	Wt. (lbs.)	Price Ea.
LABEL PROTECTORS			
HLABELPROTECTOR610	10 x 6" Clear - 100/pk	6	\$100.00
HLABEL6X10HD	10 x 6" Heavy Duty Clear - 50/pk	9	116.00
HLABELPROTECTOR1013	10 x 13" Clear - 100/pk	6	216.00
HLABEL1013HD	10 x 13" Heavy Duty Clear - 50/pk	8	299.99
TAPE TEARER DISPENSER			
H7001	Mighty Flex Tape (w/1 Roll)	3	15.99
H7001PK6	Mighty Flex Tape (w/6 Rolls)	7	44.99

Mighty Line Anti-Slip Floor Tapes

MightyLine Anti-Slip Floor Tapes are used when you need extra traction. FOB Shipping Point.



Product No.	Size	Wt. (lbs.)	Price Ea.
YELLOW ANTI-SLIP FLOOR TAPE			
H2ASTY	2" x 60'	6	\$66.00
H3ASTY	3" x 60'	7	99.00
H4ASTY	4" x 60'	8	132.00
H6ASTY	6" x 60'	10	198.00
BLACK ANTI-SLIP FLOOR TAPE			
H2ASTBLK	2" x 60'	6	\$54.00
H3ASTBLK	3" x 60'	7	81.00
H4ASTBLK	4" x 60'	8	108.00
H6ASTBLK	6" x 60'	10	159.00
YELLOW W/BK STRIPES ANTI-SLIP FLOOR TAPE			
H2ASTYCHV	2" x 60'	6	\$76.00
H3ASTYCHV	3" x 60'	7	109.00
H4ASTYCHV	4" x 60'	8	142.00
H6ASTYCHV	6" x 60'	10	208.00
LUMINESCENT ANTI-SLIP FLOOR TAPE			
H2ASTGLOW	2" x 60'	6	\$87.00
H3ASTGLOW	3" x 60'	7	129.00
H4ASTGLOW	4" x 60'	8	171.00
H6ASTGLOW	6" x 60'	10	258.00



LABEL PROTECTORS

TAPE TEARER DISPENSER

TAPES



Aisle Marking TAPE

- **Boundaries/Housekeeping** - Black/White.
- **Caution/Physical Hazard** - Black/Yellow.
- **Danger/Fire Protection** - Red/White.

Heavy-duty, durable 7Mil vinyl tape resists oil, freeze, moisture, solvents and scuffs.
FOB Shipping Point.

Product No.	Color	Roll Size	No. Rolls per Case	Wt. (lbs.) Case	1-2 Cases	3-4 Cases	5+ Cases
HSM-T9236-BY	Black/Yellow	2" x 36 yds.	24	22	\$8.27	\$7.62	\$7.07
HSM-T9236-RW	Red/White	2" x 36 yds.	24	22	8.27	7.62	7.07
HSM-T9236-BW	Black/White	2" x 36 yds.	24	22	8.27	7.62	7.07
HSM-T9336-BY	Black/Yellow	3" x 36 yds.	16	21	12.40	11.42	10.61
HSM-T9336-RW	Red/White	3" x 36 yds.	16	21	12.40	11.42	10.61
HSM-T9336-BW	Black/White	3" x 36 yds.	16	21	12.40	11.42	10.61

Please order case quantities only.

A) Deluxe Floor Tape Applicator

- **Accurately and securely apply working tape to floor.**
- **Smooth, easily use this applicator for floor marking tape.**

Applicator head adjusts to apply tape in circular directions. Rear stabilizer adjusts right and left to allow for exact working to walls and pallet racks. Holds tape rolls with a 3" core and widths from 1" to 4 1/2" maximum. Measures 16 1/8"W. x 30 3/4"L. x 34 3/4"H.

FOB Shipping Point.

HTPA-20 Wt. 21 (lbs.) Price Ea. \$269.97



B) Economy Floor Tape Applicator

Designed to apply tape as you walk. Solid steel construction with comfortable hand grips and durable rubber wheels allow for easy operation and maintenance. Features a soft rubber applicator head. Holds tape rolls with a 3" diameter core and widths between 1" minimum to 4" maximum.

HTPA-10 Wt. 15 (lbs.) Price Ea. \$108.99



All Purpose Masking Tape

- **A low-cost, high quality tape for all-purpose use.**
- **A valuable office aid — perfect for light duty use around the warehouse or shipping area.**

Strong natural crepe paper is saturated with a rubber base for added adhesive power. Can be easily written on.

FOB Shipping Point.

STRONG natural crepe paper.



Product No.	Roll Size	Mil	No. Rolls Per Case	Wt. (lbs.) Case	1-2 Cases	3-4 Cases	5+ Cases
H4121-1/2	1/2" x 60 yds.	5.5	72	14	\$1.88	\$1.73	\$1.61
H4121-3/4	3/4" x 60 yds.	5.5	48	15	2.58	2.38	2.21
H4121-1	1" x 60 yds.	5.5	36	15	3.47	3.20	2.97
H4121-1 1/2	1 1/2" x 60 yds.	5.5	24	12	5.22	4.81	4.46
H4121-2	2" x 60 yds.	5.5	24	17	6.95	6.40	5.94
H4121-3	3" x 60 yds.	5.5	16	14	10.42	9.60	8.92

Please order case quantities only.

Carton Sealing TAPE

- **Self-adhesive tape applies easily by hand.**
- **Strong gripping power to seal boxes tightly.**
- **Simple to apply by hand...tears easily.**

FOB Shipping Point.



Product No.	Roll Size	No. Roll Per Case	Wt. (lbs.) Case	1-2 Cs.	3-4 Cs.	5+ Cs.
H4134-2	2" x 60 yds.	24	17	\$13.83	\$12.74	\$11.83
H4134-3	3" x 60 yds.	16	14	20.75	19.11	17.75

Please order by case quantities only.

Colored Vinyl TAPE

- **Brilliant colored tape is perfect for safety marking, color coding or sealing.**
- **Highly comfortable vinyl.**


Choose from 10 colors for every type of identification job or sealing work. Highly comfortable 5.5 mil vinyl... resists moisture, chemicals, oil, acids and abrasions. Available in Red, Black, Yellow, White, Blue, Green, Orange, Brown, Gray or Clear — please specify.
FOB Shipping Point.



Product No.	Roll Size	No. Rolls Per Case	Wt. (lbs.) Case	1-2 Cs.	3-4 Cs.	5+ Cs.
H44-01	1" x 36 yds.	48	22	\$3.73	\$3.44	\$3.20
H44-02	2" x 36 yds.	24	22	7.47	6.88	6.39
H44-03	3" x 36 yds.	16	22	11.20	10.32	9.59

Please order case quantities only.

All-Purpose DUCT TAPE



- **For repair, sealing, maintenance or color coding, Duct Tape does it all.**
- **Super-adhesive strength, grips to about everything.**

Tough, durable and hand-tearable, Duct Tape is the one tape no one should be without. Available in Silver.
FOB Shipping Point.

Product No.	Roll Size	No. Rolls Per Case	Wt. (lbs.) Case	1-2 Cs.	3-4 Cs.	5+ Cs.
H2DUCT-SILVER	2" x 60 yds.	24	41	\$10.64	\$9.80	\$9.10

Please order in case quantities only.

CORRUGATED CARTONS

Corrugated Shipping Cartons

- Heavy corrugated construction stands up to rough postal or truck shipping.
- Tough 200 lb. (32 ECT) test corrugated provides excellent protection of valuable contents.

Absorbs heavy shocks and jolts. Handsome brown finish for a good appearance. Boxes are combinable for quantity discounts. Additional sizes available. Call for quote. FOB Shipping Point.



Product No.	Size L x W x H	No. Boxes Per Case	Wt. (lbs.) Case	1-4 Cs.	Price Ea. 5-8 Cs.	9 + Cs.
HP4Q	4 x 4 x 4"	25	4	\$0.60	\$0.55	\$0.51
HP5Q	5 x 5 x 5"	25	6	0.60	0.55	0.51
HP644	6 x 4 x 4"	25	5	0.62	0.57	0.53
HP664	6 x 6 x 4"	25	7	0.53	0.48	0.45
HP6Q	6 x 6 x 6"	25	8	0.54	0.50	0.46
HP754	7 x 5 x 4"	25	6	0.69	0.64	0.59
HP775	7 x 7 x 5"	25	9	1.00	0.92	0.86
HP7712	7 x 7 x 12"	25	13	0.91	0.84	0.78
HP864	8 x 6 x 4"	25	7	0.62	0.57	0.53
HP866	8 x 6 x 6"	25	9	0.57	0.53	0.49
HP884	8 x 8 x 4"	25	10	0.79	0.73	0.67
HP886	8 x 8 x 6"	25	12	0.84	0.77	0.72
HP8Q	8 x 8 x 8"	25	13	0.84	0.77	0.72
HP955	9 x 5 x 5"	25	7	0.62	0.57	0.53
HP995	9 x 9 x 5"	25	13	1.18	1.09	1.01
HP9Q	9 x 9 x 9"	25	16	0.93	0.86	0.80
HP1064	10 x 6 x 4"	25	8	0.62	0.57	0.53
HP1066	10 x 6 x 6"	25	10	0.79	0.73	0.67
HP1086	10 x 8 x 6"	25	13	0.93	0.86	0.80
HP1088	10 x 8 x 8"	25	14	0.91	0.84	0.78
HP10105	10 x 10 x 5"	25	15	0.98	0.90	0.84
HP10106	10 x 10 x 6"	25	16	1.05	0.97	0.90
HP10108	10 x 10 x 8"	25	18	1.17	1.08	1.00
HP10Q	10 x 10 x 10"	25	20	1.15	1.06	0.98
HP11810	11 1/4 x 8 1/2 x 10"	25	18	1.22	1.12	1.04
HP1184	11 1/2 x 8 1/2 x 4 3/4"	25	14	0.88	0.81	0.76
HP1188	11 1/2 x 8 1/2 x 8 3/4"	25	18	1.17	1.08	1.00
HP1244	12 x 4 x 4"	25	5	0.74	0.68	0.63
HP1264	12 x 6 x 4"	25	9	1.08	0.99	0.92
HP1266	12 x 6 x 6"	25	11	0.86	0.79	0.74
HP1286	12 x 8 x 6"	25	14	0.84	0.77	0.72
HP1288	12 x 8 x 8"	25	16	1.06	0.98	0.91
HP12104	12 x 10 x 4"	25	15	1.39	1.28	1.19
HP12106	12 x 10 x 6"	25	17	1.16	1.07	0.99
HP12108	12 x 10 x 8"	25	19	1.17	1.08	1.00
HP121010	12 x 10 x 10"	25	21	1.36	1.26	1.17
HP12125	12 x 12 x 5"	25	17	1.84	1.70	1.57
HP12126	12 x 12 x 6"	25	21	1.39	1.28	1.19
HP12128	12 x 12 x 8"	25	23	1.43	1.32	1.23
HP121210	12 x 12 x 10"	25	25	1.58	1.45	1.35
HP12Q	12 x 12 x 12"	25	28	1.63	1.50	1.39
HP13115	13 x 11 x 5"	25	19	1.17	1.08	1.00
HP13121312712	13 1/2 x 13 1/2 x 7 1/2"	25	27	2.72	2.51	2.33
HP13341014918	13 3/4 x 10 1/2 x 9 1/2"	25	22	2.27	2.09	1.94
HP1466	14 x 6 x 6"	25	12	1.03	0.95	0.88
HP1486	14 x 8 x 6"	25	17	1.03	0.95	0.88
HP1488	14 x 8 x 8"	25	19	1.22	1.12	1.04
HP14108	14 x 10 x 8"	25	21	1.31	1.21	1.12
HP141010	14 x 10 x 10"	25	23	1.48	1.37	1.27
HP14116	14 x 11 x 6"	25	21	1.31	1.21	1.12
HP141210	14 x 12 x 10"	25	27	1.77	1.63	1.51
HP141212	14 x 12 x 12"	25	28	2.03	1.87	1.74
HP14146	14 x 14 x 6"	25	27	1.86	1.72	1.60
HP14148	14 x 14 x 8"	25	29	1.98	1.83	1.70
HP141410	14 x 14 x 10"	25	31	2.03	1.87	1.74
HP141412	14 x 14 x 12"	25	34	2.25	2.07	1.92
HP14Q	14 x 14 x 14"	25	37	2.22	2.05	1.90
HP15116	15 x 11 x 6"	25	21	1.39	1.28	1.19
HP151210	15 x 12 x 10"	25	29	1.79	1.65	1.53
HP15156	15 x 15 x 6"	25	31	2.82	2.60	2.41
HP151510	15 x 15 x 10"	20	35	3.47	3.19	2.97
HP1686	16 x 8 x 6"	25	17	1.34	1.23	1.15
HP1688	16 x 8 x 8"	25	19	1.34	1.23	1.15
HP16106	16 x 10 x 6"	25	20	2.08	1.92	1.78
HP16108	16 x 10 x 8"	25	23	1.53	1.41	1.31
HP161010	16 x 10 x 10"	25	25	1.74	1.61	1.49
HP16128	16 x 12 x 8"	25	27	1.63	1.50	1.39
HP161210	16 x 12 x 10"	25	29	1.86	1.72	1.60
HP161212	16 x 12 x 12"	25	32	1.98	1.83	1.70
HP161410	16 x 14 x 10"	25	35	2.06	1.89	1.76
HP16168	16 x 16 x 8"	25	34	2.32	2.14	1.98
HP161610	16 x 16 x 10"	25	39	2.27	2.09	1.94
HP161612	16 x 16 x 12"	25	42	2.46	2.27	2.11
HP16Q	16 x 16 x 16"	25	48	2.80	2.58	2.39

Product No.	Size L x W x H	No. Boxes Per Case	Wt. (lbs.) Case	1-4 Cs.	Price Ea. 5-8 Cs.	9 + Cs.
HP17178	17 x 17 x 8"	20	32	\$3.59	\$3.30	\$3.07
HP171714	17 x 17 x 14"	25	49	3.42	3.15	2.92
HP17Q**	17 x 17 x 17"	25	21	5.11	4.71	4.38
HP171110	17 1/4 x 11 1/4 x 10"	25	29	2.20	2.03	1.88
HP171111	17 1/4 x 11 1/4 x 11 1/2"	25	31	2.01	1.85	1.72
HP1864	18 x 6 x 4"	25	12	0.81	0.75	0.70
HP1866	18 x 6 x 6"	25	14	0.96	0.88	0.82
HP1886	18 x 8 x 6"	25	17	1.36	1.26	1.17
HP1888	18 x 8 x 8"	25	20	1.39	1.28	1.19
HP18106	18 x 10 x 6"	25	21	1.94	1.78	1.66
HP18108	18 x 10 x 8"	25	23	2.32	2.14	1.98
HP18126	18 x 12 x 6"	25	26	1.63	1.50	1.39
HP18128	18 x 12 x 8"	25	29	1.74	1.61	1.49
HP181210	18 x 12 x 10"	20	31	1.94	1.78	1.66
HP181212	18 x 12 x 12"	25	34	2.07	1.91	1.77
HP18148	18 x 14 x 8"	20	27	2.29	2.11	1.96
HP181412	18 x 14 x 12"	25	39	2.37	2.18	2.02
HP181414	18 x 14 x 14"	25	42	2.89	2.66	2.47
HP181610	18 x 16 x 10"	25	42	3.04	2.80	2.60
HP18186	18 x 18 x 6"	25	41	2.77	2.55	2.37
HP181812	18 x 18 x 12"	25	50	2.96	2.73	2.54
HP18Q	18 x 18 x 18"	20	48	3.51	3.24	3.01
HP18127	18 1/2 x 12 1/2 x 7"	25	29	1.94	1.78	1.66
HP18129	18 1/2 x 12 1/2 x 9"	25	32	1.94	1.78	1.66
HP1812121210	18 1/2 x 12 1/2 x 10"	20	27	2.22	2.05	1.90
HP181214	18 1/2 x 12 1/2 x 14"	20	39	3.61	3.33	3.09
HP20128	20 x 12 x 8"	25	30	1.89	1.74	1.62
HP201210	20 x 12 x 10"	25	27	2.41	2.22	2.07
HP201212	20 x 12 x 12"	25	36	2.15	1.98	1.84
HP201410	20 x 14 x 10"	25	25	2.51	2.31	2.15
HP201412	20 x 14 x 12"	25	34	2.72	2.51	2.33
HP201414	20 x 14 x 14"	25	41	2.96	2.73	2.54
HP201614	20 x 16 x 14"	20	25	3.08	2.84	2.64
HP202012	20 x 20 x 12"	20	22	3.49	3.21	2.99
HP202018**	20 x 20 x 18"	10	18	6.33	5.84	5.42
HP20Q**	20 x 20 x 20"	10	35	4.45	4.10	3.80
HP202026**	20 x 20 x 26"	10	41	8.13	7.49	6.95
HP221412*	22 x 14 x 12"	25	46	2.77	2.55	2.37
HP231618**	23 x 16 x 18"	20	21	5.98	5.51	5.11
HP231712**	23 x 17 x 12"	10	22	3.23	2.97	2.76
HP2466*	24 x 6 x 6"	25	18	1.48	1.37	1.27
HP24128*	24 x 12 1/2 x 8"	25	29	2.63	2.42	2.25
HP241212*	24 x 12 x 12"	25	41	2.37	2.18	2.02
HP241412*	24 x 14 x 12"	25	46	2.70	2.49	2.31
HP241612**	24 x 16 x 12"	10	21	3.13	2.88	2.68
HP241616**	24 x 16 x 16"	20	48	3.47	3.19	2.97
HP241812**	24 x 18 x 12"	20	24	3.54	3.26	3.03
HP242012**	24 x 20 x 12"	20	26	3.97	3.66	3.39
HP242020**	24 x 20 x 20"	20	33	5.11	4.71	4.37
HP242416**	24 x 24 x 16"	10	35	8.58	7.91	7.34
HP24Q**	24 x 24 x 24"	15	53	9.25	8.52	7.91
HP261816**	26 x 18 x 16"	10	28	5.71	5.26	4.89
HP262636**	26 x 26 x 36"	5	30	17.35	15.99	14.85
HP301410**	30 x 14 x 10"	10	20	4.28	3.94	3.66
HP301716**	30 x 17 x 16"	20	43	6.84	6.30	5.85
HP302020**	30 x 20 x 20"	10	39	5.98	5.51	5.12
HP3688*	36 x 8 x 8"	25	33	3.32	3.06	2.84
HP361410**	36 x 14 x 10"	10	23	5.74	5.28	4.91
HP361616**	36 x 16 x 16"	15	46	6.05	5.57	5.17
HP363540*	36 x 35 x 40"	5	48	29.28	26.97	25.05

Please order case quantities only. * Ships UPS dimensional weight.
** Must ship by truck.

ZIP LOCK BAGS



SEALS with just a tug.

Easy Close ZIP LOCK BAGS

- Seal contents securely with just a tug.
- Zip Lock bags help organize your small parts for efficient storage and fast selection.

Don't mess with time-consuming twist ties. Seal bags with just a tug...contents won't fall out. Tough, non-tear polyethylene material stands up to rough handling. FDA approved. FOB Shipping Point.

Product No.	Size W x L	4 Mil Heavy-Gauge Zip Lock Bags		Price Per Case		
		No. Bags Per Case	Wt. (lbs.) Case	1-3 Cs.	4-7 Cs.	8+ Cs.
HMLT34B	3 x 4"	1000	5	\$30.40	\$27.64	\$25.41
HMLT35B	3 x 5"	1000	6	36.01	32.73	30.09
HMLT44B	4 x 4"	1000	7	39.07	35.52	32.65
HMLT46B	4 x 6"	1000	9	49.99	45.45	41.78
HMLT58B	5 x 8"	1000	14	78.22	71.11	65.37
HMLT66B	6 x 6"	1000	13	76.53	69.58	63.96
HMLT68B	6 x 8"	1000	16	93.84	85.31	78.42
HMLT69B	6 x 9"	1000	19	102.90	93.55	85.99
HMLT88B	8 x 8"	1000	20	125.35	113.96	104.75
HMLT810B	8 x 10"	1000	27	156.04	141.86	130.40
HMLT912B	9 x 12"	500	16	94.92	86.29	79.32
HMLT1012B	10 x 12"	500	20	112.00	101.82	93.59
HMLT1212B	12 x 12"	500	22	135.79	123.45	113.48
HMLT1215B	12 x 15"	500	27	161.62	146.93	135.06
HMLT1318B	13 x 18"	500	34	212.67	193.34	177.72

Please order case quantities only.

Product No.	Size W x L	2 Mil-Gauge Zip Lock Bags		Price Per Case		
		No. Bags Per Case	Wt. (lbs.) Case	1-3 Cs.	4-7 Cs.	8+ Cs.
HML22B	2 x 2"	1000	2	\$9.44	\$8.58	\$7.89
HML23B	2 x 3"	1000	2	10.35	9.41	8.65
HML33B	3 x 3"	1000	3	16.19	14.72	13.53
HML34B	3 x 4"	1000	3	17.07	15.52	14.27
HML35B	3 x 5"	1000	3	20.51	18.64	17.14
HML44B	4 x 4"	1000	4	21.96	19.97	18.36
HML46B	4 x 6"	1000	5	28.80	26.18	24.07
HML48B	4 x 8"	1000	6	35.92	32.66	30.02
HML57B	5 x 7"	1000	7	39.90	36.27	33.34
HML58B	5 x 8"	1000	8	43.96	39.96	36.73
HML64B	6 x 4"	1000	6	32.06	29.15	26.79
HML66B	6 x 6"	1000	7	44.07	40.07	36.83
HML68B	6 x 8"	1000	9	51.22	46.57	42.80
HML69B	6 x 9"	1000	11	59.80	54.37	49.97
HML610B	6 x 10"	1000	12	65.44	59.49	54.68
HML88B	8 x 8"	1000	13	69.44	63.13	58.03
HML810B	8 x 10"	1000	14	84.57	76.88	70.67
HML912B	9 x 12"	1000	17	108.02	98.20	90.27
HML1010B	10 x 10"	1000	16	104.68	95.16	87.47
HML1012B	10 x 12"	1000	22	124.84	113.49	104.32
HML1013B	10 x 13"	1000	23	131.22	119.29	109.65
HML1212B	12 x 12"	1000	24	148.92	135.38	124.45
HML1215B	12 x 15"	1000	31	170.43	154.93	142.42
HML1315B	13 x 15"	1000	34	198.48	180.44	165.87

Please order case quantities only.

Zip Lock Bags WITH WRITING AREA

- Features a large, markable white area for content identification.
- Helps organize contents by description, quantity, price or color...mark with pen, marker, rubber stamp or grease pencil.

Zip Lock Bags seal with just a tug...contents won't fall out. Resists tears and rips, even through extra-rough handling. Tough polyethylene material. FDA approved. FOB Shipping Point.



Product No.	Size W x L	2 Mil Zip Lock Bags With Writing Area		Price Per Case		
		No. Bags Per Case	Wt. (lbs.) Case	1-3 Cs.	4-7 Cs.	8+ Cs.
HML23WBB	2 x 3"	1000	2	\$11.35	\$10.32	\$9.49
HML34WBB	3 x 4"	1000	3	18.28	16.61	15.27
HML35WBB	3 x 5"	1000	4	22.02	20.02	18.40
HML46WBB	4 x 6"	1000	5	30.95	28.13	25.86
HML58WBB	5 x 8"	1000	8	47.36	43.06	39.58
HML69WBB	6 x 9"	1000	11	64.38	58.53	53.80
HML810WBB	8 x 10"	1000	14	90.98	82.71	76.03
HML912WBB	9 x 12"	500	18	113.20	102.91	94.60

Please order case quantities only.

Product No.	Size W x L	4 Mil Write-On Zip Lock Bags		Price Per Case		
		No. Bags Per Case	Wt. (lbs.) Case	1-3 Cs.	4-7 Cs.	8+ Cs.
HMLT35WBB	3 x 5"	1000	5	\$41.13	\$37.39	\$34.37
HMLT46WBB	4 x 6"	1000	9	57.34	52.13	47.92
HMLT58WBB	5 x 8"	1000	13	89.83	81.67	75.07
HMLT69WBB	6 x 9"	1000	19	118.23	107.48	98.80
HMLT810WBB	8 x 10"	1000	27	197.43	179.48	164.98
HMLT912WBB	9 x 12"	500	16	111.43	101.30	93.11

Please order case quantities only. FOB Shipping Point.

POLY BAGS



Made from virgin resin for **EXTRA STRENGTH**.



Economical POLY PARTS BAGS

- Sort and organize small and large items efficiently.
- Strong polyethylene material holds heavy contents without tears and rips.

Open top for easy content insertion. Transparent for instant identification. Protects contents against dust, dirt and moisture. Seal tightly with bag sealer, ties, tape or thermal sealer. FDA approved for food handling. FOB Shipping Point.

LIGHTWEIGHT DUTY (1 MIL)			
Product No.	Size W x L	No. Bags Per Case	Price Per 1000
H3101	3 x 10"	4M	\$30.88
H5121	5 x 12"	3M	37.57
H14181	14 x 18"	1M	111.30
H18201	18 x 20"	1M	146.41
STANDARD DUTY (1.5 MIL)			
H61015	6 x 10"	2M	\$50.64
H91615	9 x 16"	1M	101.91
H101515	10 x 15"	1M	106.62
H111815	11 x 18"	1M	132.60
H131815	13 x 18"	1M	138.95
H182415	18 x 24"	500	253.51
MEDIUM DUTY (2 MIL)			
H462	4 x 6"	3M	\$36.11
H5102P	5 x 10"	2M	56.67
H662	6 x 6"	2M	40.75
H682	6 x 8"	2M	48.37
H10142	10 x 14"	1M	114.34
H12152	12 x 15"	1M	142.13
H18242	18 x 24"	500	332.28
HEAVY DUTY (3 MIL)			
H453	4 x 5"	2M	\$35.73
H563	5 x 6"	2M	47.20
H6103	6 x 10"	1M	78.15
H6123	6 x 12"	1M	93.88
H7123	7 x 12"	1M	103.73
H8103	8 x 10"	1M	101.46
H8123	8 x 12"	1M	121.96
H9123	9 x 12"	1M	133.48
H10123	10 x 12"	1M	149.59
H10163	10 x 16"	1M	187.23
H12123	12 x 12"	1M	167.20
H12183	12 x 18"	1M	251.40
SUPER DUTY (4 MIL)			
H464	4 x 6"	2M	\$54.99
H564	5 x 6"	2M	65.01
H574	5 x 7"	2M	68.47
H5104P	5 x 10"	1M	91.80
H684	6 x 8"	1M	91.56
H7104	7 x 10"	1M	124.23
H10144	10 x 14"	1M	212.52
H12244	12 x 24"	500	468.46
H13184	13 x 18"	500	394.95
H18244	18 x 24"	250	650.34



Poly Trash Bags

- For efficient, economical and sanitary trash handling.
- Linear low polyethylene construction is made from virgin resin for extra strength.

Save valuable time and cost with these strong poly trash bags. Keep trash can clean and sanitary... no liquid or other stains to contend with. Secured bags seal in odors. Full line selection for all your industrial or commercial needs. Twist ties included with 20 gal. sizes and up. FOB Shipping Point.

Standard Duty Bags.

Ideal for the majority of trash handling jobs. Available in a full range of sizes, and strengths. Available in Buff or Clear -- please specify.

Super Heavy Duty Bags

2.5 mils thick provides a practically break and puncture-proof bag. Excellent for extremely wet uses. Black in color.

STANDARD DUTY BAGS									
Product No.	Gal. Cap.	Size	Mil.	Color	No. Bags Per Case	Wt. (lbs.) Per Case	Price Per Case		
							1 - 3 Cases	4 - 7 Cases	8 + Cases
HP-2410	10	24 x 23"	0.45 mil	Buff	500	9	\$36.93	\$34.02	\$31.60
HP-3310	10 to 15	24 x 32"	0.45 mil	Buff or Clear	500	13	50.81	46.81	43.48
HP-3720	20 to 30	30 x 37"	0.90 mil	Buff	250	18	64.08	59.04	54.83
HP-4015	33	33 x 40"	0.675 mil	Buff	250	19	60.37	55.62	51.66
HP-4020	33	33 x 40"	0.90 mil	Buff or Clear	250	21	76.43	70.42	65.40
HP-4030	33	33 x 40"	1.35 mil	Clear	100	13	47.37	43.64	40.53
HP-4815	40 to 45	40 x 47"	0.675 mil	Buff	250	22	86.52	79.71	74.03
HP-4820	40 to 45	40 x 47"	0.90 mil	Buff or Clear	125	15	54.54	50.25	46.67
HP-4830	40 to 45	40 x 47"	1.35 mil	Buff	100	18	68.19	62.82	58.34
HP-4920	56	42 x 49"	0.90 mil	Buff or Clear	100	14	50.95	46.95	43.60
HP-6015	55	36 x 59"	0.675 mil	Buff or Clear	100	11	39.82	36.69	34.07
HP-6020	55	36 x 59"	0.90 mil	Buff or Clear	100	14	49.83	45.91	42.64
HP-6520	60	38 x 59"	0.90 mil	Buff or Clear	100	15	52.68	48.53	45.07
HP-6530	60	38 x 59"	1.35 mil	Buff or Clear	100	22	89.48	82.44	76.56
SUPER HEAVY DUTY BAGS									
HTM-48	40 to 45	40 x 46"	2.5 mil	Black	100	26	99.76	91.91	85.36
HTM-60	55	36 x 58"	2.5 mil	Black	50	15	56.88	52.41	48.67
HTM-65	60	38 x 58"	2.5 mil	Black	50	16	59.61	54.92	51.00

Please specify color. Please order case quantities only. FOB Shipping Point.

STRAPPING KITS



Economical Poly



Standard Poly

A) Economical Poly Kit

Completely portable and affordable poly strapping kit. FOB Shipping Point.

- Includes:
- ½" x 2000' of 300 lb. tensile strength poly strapping.
 - 200 wire buckles.
 - Hand tensioner with built in cutter.

B) Standard Poly Kit

Bundle and secure boxes, tubes, mailers, packages, etc. Designed for medium weight, medium volume jobs. FOB Shipping Point.

- Includes:
- ½" x 3000' of 300 lb. tensile strength poly strapping.
 - 300 ½" wire buckles.
 - Hand tensioner with built in cutter.

C) Deluxe Poly Kit (not shown)

Take right to the job site. All-in-one kit for every type of bundling and securing. FOB Shipping Point.

- Includes:
- ½" x 3000' of 300 lb. tensile strength poly strapping.
 - 300 ½" wire buckles.
 - Hand tensioner with built in cutter.
 - 24 corner protectors.

Ltr. No.	Product No.	Wt. (lbs.)	1 - 2	Price Ea. 3 - 4	5 +
A	HNP-5020W	10	\$112.21	\$103.38	\$96.01
B	HSD-5030-4	12	116.99	107.79	100.10
C	HDP-5030-4	13	123.68	113.95	105.83

Ultima Steel Kit

- Designed for high volume use -- the best kit available.
- Includes heavy duty strapping dispenser with 10" dia. wheels.

Features heavy duty tensioner and sealer. Includes a 100 lb. coil of ½" or ¾" steel strapping .020" thick-- please specify. Also comes with case of 2,500 ½" or ¾" seals, a case of 1,000 corner protectors and heavy duty cutting shears. FOB Shipping Point.

HULT-SS12 ½" Wt. 220 (lbs.) Price Ea. \$2,019.55

HULT-SS34 ¾" Wt. 220 (lbs.) Price Ea. \$2,019.55



Standard U.S. Postal Service Poly Kit

- Meets the USPS regulations for shipping.
- Includes 3000' of poly strapping, 250 lb. tensile strength -- dispenses from box.
- Comes with 300 plastic buckles and economy hand tensioner. FOB Shipping Point.

HSSP3000W Wt. 10 (lbs.) Price Ea. \$140.41

HPB2 Plastic Buckles re-order. 1000/Box.

Wt. 7 (lbs.) Price Per Box \$87.12

Jumbo U.S. Postal Service Poly Kit

- For high volume packaging use.
- Includes 9000' of poly strapping, 250 lb. tensile strength -- dispenses from box.
- Comes with 1000 plastic buckles and economy hand tensioner. FOB Shipping Point.

HSSP7200W Wt. 40 (lbs.)

Price Ea. \$393.75

JUMBO Strapping Kits

A) Start-Up Kit

Ideal for first time user. FOB Shipping Point.

- Includes:
- ½" x 7200' of 500 lb. tensile strength poly strapping.
 - 1000 ½" metal seals.
 - Heavy duty tensioner and sealer.

B) Large Capacity Kit

Designed for mid volume work. FOB Shipping Point.

- Includes:
- ½" x 9000' of 300 lb. tensile strength poly strapping.
 - 1000 heavy-duty wire buckles.
 - Hand tensioner w/cutter.

C) Poly Kit with Dispenser

Features dispenser for efficient and time saving use. FOB Shipping Point.

- Includes:
- ½" x 7200' of 500 lb. tensile strength poly strapping.
 - 1000 ½" metal seals.
 - Heavy duty tensioner and sealer.



Steel surcharges may apply.

Ltr. No.	Product No.	Wt. (lbs.)	1 - 2	Price Ea. 3 - 4	5 +
A	HSK-5072-8	35	\$883.70	\$814.19	\$756.14
B	HMP-5090-8	36	354.92	327.00	303.68
C	HJP-5036	87	1,445.95	1,332.21	1,237.23

STEEL STRAPPING

Steel Strapping Tools

- A) Heavy Duty Feed Wheel Tensioner
For high tension use. Use for steel $\frac{3}{8}$ "- $\frac{1}{2}$ " wide, strapping thickness up to .023" - specify width.
- B) Feed Wheel Tensioner
For regular tension. Use for steel strap up to $\frac{3}{8}$ " wide, strapping thickness up to .023" - specify width.
- C) Heavy Duty Windlass Tensioner
For maximum tension. Use for steel strap $\frac{1}{4}$ " wide, strapping thickness up to .031" - specify width.
- D) Pusher Feed Wheel Tensioner
For round surfaces. Use for steel strapping up to $\frac{3}{8}$ ", strapping thickness up to .031" - specify width.
- E) Heavy Duty Rack Tensioner
For round surfaces. Use for steel strapping up to $\frac{3}{8}$ " wide, strapping thickness up to .031" - specify width.
- F) Double-Notch Sealer
For use with open or closed seals. Use for steel strap up to $\frac{3}{8}$ " wide, strapping thickness up to .025" - specify width.
- G) Single-Notch Sealer
For use with pusher-style seals only. Use for steel strap up to $\frac{3}{8}$ " wide, strapping thickness up to .025" - specify width.
- H) Heavy Duty Single-Notch Sealer
For round surfaces and for use with heavy duty pusher-style seals only. Use for steel strap up to $\frac{1}{4}$ " wide, strapping thickness from .025" to .029" - specify width.
- I) Steel Strapping Cutter
Cuts steel strap $\frac{3}{8}$ " to $\frac{3}{4}$ " wide, strapping thickness up to .031" - specify width.
- J) Heavy Duty Steel Strapping Cutter
Cuts steel strap $\frac{3}{8}$ " to $1\frac{1}{4}$ " wide, strapping thickness up to .035" - specify width.

Heavy-Duty Ungalvanized Steel Strapping

- Tough strapping for industrial duty use.
- Meets Federal Spec. QQS-781 ASTM requirements. FOB Shipping Point.



REGULAR DUTY STEEL STRAPPING							
Product No.	Size	Thickness	Tensile Strength (lbs.)	Feet/(lb.)	Wound Ribbon or Oscillated	1 - 2 Rls.	3 - 4 Rls.
H3820SS	$\frac{3}{8}$ "	.020"	900	39.3	Oscillated	\$378.58	\$348.77
H1215SS	$\frac{1}{2}$ "	.015"	940	39.3	Oscillated	334.41	308.08
H1220SS	$\frac{1}{2}$ "	.020"	1200	29.4	Oscillated	334.41	308.08
H1223SS	$\frac{1}{2}$ "	.023"	1340	25.6	Oscillated	334.41	308.08
H5820SS	$\frac{3}{8}$ "	.020"	1500	23.6	Oscillated	334.41	308.08
H5823SS	$\frac{3}{8}$ "	.023"	1670	20.5	Oscillated	334.41	308.08
H3415SS	$\frac{3}{4}$ "	.015"	1410	26.2	Oscillated	433.13	399.02
H3420SS	$\frac{3}{4}$ "	.020"	1790	19.6	Oscillated	334.41	308.08
H3423SS	$\frac{3}{4}$ "	.023"	2010	17.1	Oscillated	334.41	308.08
HIGH TENSILE STEEL STRAPPING							
H3425SSHT-O	$\frac{3}{4}$ "	.025"	2730	15.7	Oscillated	\$62.80	\$34.24
H3431SSHT-O	$\frac{3}{4}$ "	.031"	3260	12.7	Oscillated	\$62.80	\$34.24
H3429SSHT-O	$\frac{3}{4}$ "	.029"	3250	13.3	Oscillated	\$62.80	\$34.24
H11429SSHT-R	$1\frac{1}{4}$ "	.029"	5437	8.11	Ribbon	\$62.80	\$34.24

All 100 lbs. per coil, except for * numbers which are 75 lbs. per coil.

Steel Strapping Seals

- Manufactured from the highest quality American made ungalvanized steel to specific chemistry to ensure maximum joint efficiency. FOB Shipping Point.

OPEN STYLE						
Product No.	Size	Case Qty.	Case Wt. (lbs.)	1 - 2Cs.	3 - 4 Cs.	5 + Cs.
HSO-1	$\frac{3}{8}$ "	2000	10	\$85.54	\$78.81	\$73.19
HSO-2	$\frac{1}{2}$ "	2000	15	\$77.75	\$90.06	\$83.64
HSO-5	$\frac{1}{2}$ "	2000	18	\$107.86	\$99.38	\$92.29
HSO-7	$\frac{3}{4}$ "	2000	20	\$112.50	\$103.65	\$96.26
HSO-7HD	$\frac{3}{4}$ "	2000	52	\$141.49	\$130.36	\$121.06
HSO-125	$1\frac{1}{4}$ "	1000	58	\$232.19	\$213.92	\$198.67
PUSHER STYLE						
HSP-1	$\frac{3}{8}$ "	2500	17	\$112.04	\$103.23	\$95.87
HSP-2	$\frac{1}{2}$ "	2000	23	\$111.66	\$102.88	\$95.54
HSP-5	$\frac{3}{8}$ "	2000	25	\$135.66	\$124.99	\$116.07
HSP-7	$\frac{3}{4}$ "	2000	30	\$140.15	\$129.13	\$119.92
HSP-7HD	$\frac{3}{4}$ "	1000	62	\$187.95	\$173.17	\$160.82
HSP-125	$1\frac{1}{4}$ "	1000	66	\$279.01	\$257.06	\$238.73
CLOSED STYLE						
HSC-1	$\frac{3}{8}$ "	2500	11	\$100.09	\$92.22	\$85.64
HSC-2	$\frac{1}{2}$ "	2500	16	\$100.09	\$92.22	\$85.64
HSC-5	$\frac{3}{8}$ "	2500	19	\$118.02	\$108.73	\$100.98
HSC-7	$\frac{3}{4}$ "	2500	21	\$141.92	\$130.75	\$121.43
HSC-7HD	$\frac{3}{4}$ "	2000	53	\$237.81	\$219.10	\$203.48
HSC-125	$1\frac{1}{4}$ "	1000	56	\$166.70	\$153.59	\$142.64

Please order case quantities only.

STEEL STRAPPING TOOLS							
Ltr. No.	Product No.	Description	Size	Wt. (lbs.)	1-2	Price Ea. 3-4	5+
A	HSHT213	Heavy Duty Feed Wheel Tensioner	$\frac{3}{8}$ "- $\frac{1}{2}$ "	3	\$298.01	\$274.57	\$254.99
B	HSHT201	Feed Wheel Tensioner	$\frac{3}{8}$ "- $\frac{1}{2}$ "	5	165.36	152.36	141.49
C	HSHT218	Heavy Duty Windlass Tensioner	$1\frac{1}{2}$ "	6	922.54	849.97	789.37
D	HPFT34	Pusher Feed Wheel Tensioner	$\frac{3}{4}$ "	5	346.55	319.29	296.53
	HPFT114	Pusher Feed Wheel Tensioner	$1\frac{1}{4}$ "	9	657.25	605.55	562.38
E	HP-125	Heavy Duty Rack Tensioner	$\frac{3}{8}$ "- $\frac{1}{2}$ "	6	1,183.05	1,089.99	1,012.28
F	HSHT301-38	Double-Notch Sealer	$\frac{3}{8}$ "	3	147.89	136.26	126.54
	HSHT301-12	Double-Notch Sealer	$\frac{1}{2}$ "	3	147.89	136.26	126.54
	HSHT301-58	Double-Notch Sealer	$\frac{3}{4}$ "	3	147.89	136.26	126.54
	HSHT301-34	Double-Notch Sealer	$\frac{3}{4}$ "	3	147.89	136.26	126.54
G	HSHT304-12	Single-Notch Sealer	$\frac{1}{2}$ "	3	177.77	163.78	152.11
	HSHT304-58	Single-Notch Sealer	$\frac{3}{4}$ "	3	177.77	163.78	152.11
	HSHT304-34	Single-Notch Sealer	$\frac{3}{4}$ "	3	177.77	163.78	152.11
H	HSHT316-34	Heavy Duty Single-Notch Sealer	$\frac{3}{4}$ "	8	549.70	506.46	470.35
	HSHT317-114	Heavy Duty Single-Notch Sealer	$1\frac{1}{2}$ "	8	549.70	506.46	470.35
I	HSHT101	Steel Strapping Cutter	$\frac{3}{8}$ "- $\frac{3}{4}$ "	3	59.63	54.94	51.02
J	HSHT105	Heavy Duty Steel Strapping Cutter	$\frac{3}{8}$ "- $1\frac{1}{4}$ "	3	207.33	191.02	177.40

Sealless Steel Strapping Tool

Steel surcharges may apply.

- One tool covers a broad range of uses - few simple adjustments covers several different strap sizes.

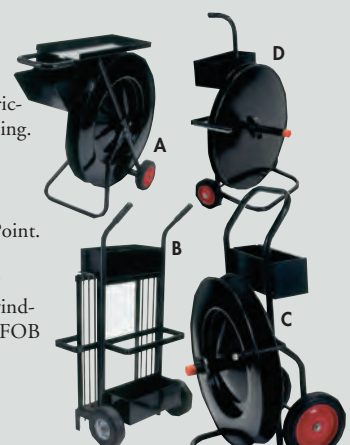
Rugged construction, but lightweight for easy handling. Excellent mechanical sealing mechanism makes an effective seal with minimal effort. Affordable. Cuts strapping thickness from .020" to .023". For strapping widths from $\frac{1}{2}$ " to $\frac{3}{4}$ ". Please specify. FOB Shipping Point.



SEALLESS STEEL STRAPPING TOOL				
Product No.	Wt. (lbs.)	1 - 2	Price Ea. 3 - 4	5 +
HA335	8	\$1,900.05	\$1,750.59	\$1,625.78

Strapping Dispensers

- A) Narrow Aisle Strapping Dispenser
An affordable cart featuring a tool tray and friction brake. Fits all steel, up to $\frac{3}{8}$ " wide strapping. FOB Shipping Point.
- B) Standard Strapping Dispenser
A popular cart carries up to 4 coils of ribbon wound steel strapping only. FOB Shipping Point.
- C) Deluxe Strapping Dispenser
Built for steel strapping and features a heavy duty brake system to prevent strap from unwinding. Fits all 16 x 3" steel and poly strapping. FOB Shipping Point.
- D) Economical Strapping Dispenser
For poly strapping. Fits 8" or 16" core sizes. Standard brake system.



Ltr. No.	Product No.	Wt. (lbs.)	1 - 2	Price Ea. 3 - 4	5 +
A	HTK163	56	\$752.85	\$693.63	\$644.18
B	HTK164	59	652.78	601.43	558.55
C	HTK161	63	676.68	623.45	579.00
D	HTK160	64	442.15	407.37	378.33

Ships UPS dimensional weight.

POLY STRAPPING & TOOLS

Poly Strapping Tools & Accessories

A) Standard Strapping Dispenser

All steel construction is built to last. Easy mobility right to the job site. Features convenient handle and storage tray.

B) Economy Hand Tensioner

A low-cost, low-volume tensioner designed for use with standard hand strapping.

C) Deluxe Tensioner

Rugged tensioner is designed for light-to-medium volume work. Easy and fast securing.

D) Heavy Duty Tensioner

Designed for high volume work. For 1/2" to 3/4" strapping.

E) Sealer For 1/2" poly strapping.

F) Sealer For 3/8" poly strapping.

G) Corner Protectors

H) Wire Buckles

I) Open Seals

POLY STRAPPING TOOLS & ACCESSORIES

Ltr. No.	Product No.	Description	Size	Wt. (lbs.)	1-2	Price Ea. 3-4	5+
A	HTK160	Standard Strapping Dispenser	-	53	\$442.15	\$407.37	\$378.33
B	HPHT102	Economy Hand Tensioner	-	1	12.12	11.16	10.37
C	HPHT101-12	Deluxe Tensioner	1/2"	3	127.79	117.74	109.35
D	HPHT101-58	Deluxe Tensioner	3/8"	3	127.79	117.74	109.35
E	HPHT385	Heavy Duty Tensioner	1/2" - 3/4"	6	263.74	242.99	225.67
F	HPHT201-12	Sealer	1/2"	4	80.66	74.32	69.02
G	HPHT201-58	Sealer	3/8"	5	89.63	82.58	76.69
H	HUCP-75	Corner Protectors (1,000/cs)	-	30	132.45	122.03	113.33
I	HMB2	Wire Buckles (1,000/cs)	1/2"	14	75.55	69.61	64.64
	HMB5	Wire Buckles (1,000/cs)	3/8"	16	83.87	77.27	71.76
	HMS2	Open Seals (1,000/cs)	1/2"	10	76.22	70.22	65.22
	HMS5	Open Seals (1,000/cs)	3/8"	13	92.85	85.55	79.45

A) Polypropylene Strapping

- Strong poly strapping economically secures pallet loads, bundles, boxes and reinforces cartons against rough handling.
- Designed to be used with buckles or hand sealing equipment.

POLYPROPYLENE STRAPPING HAND GRADE (EMBOSSED)

Product No.	Core Size	Size W x L	Thickness	Tensile Str. (lbs.)	Color	Wt. (lbs.)	1 Case	Price Per Roll 2-3 Cases	4+ Cases
HLD50906	16 x 6	1/2" x 9000'	.017"	300	Black	26	\$143.85	\$132.54	\$123.09
HSD50906	16 x 6	1/2" x 9000'	.021"	400	Black	26	158.41	145.95	135.54
HSD50726	16 x 6	1/2" x 7200'	.026"	500	Black	28	146.91	135.36	125.71
HHD50726	16 x 6	1/2" x 6600'	.031"	600	Black	31	151.19	139.30	129.37
HHD58546	16 x 6	3/8" x 5400'	.036"	800	Black	35	191.44	176.38	163.80
HHD75456	16 x 6	3/4" x 4500'	.044"	1050	Black	33	166.70	153.59	142.64

- Strong poly strapping designed to fit semi-automatic strapping equipment.
- Perfect for medium volume of daily shipments. Secures cartons and bundles.
- FOB Shipping Point.

POLYPROPYLENE STRAPPING FOR USE WITH SEMI-AUTOMATIC MACHINES

Product No.	Core Size	Size W x L	Thickness	Tensile Str. (lbs.)	Color	Wt. (lbs.)	1 Case	Price Per Roll 2-3 Cases	4+ Cases
HNSM738B	8 x 8	3/8" x 12900'	.022"	300	Black	32	\$177.41	\$163.45	\$151.80
HNSM750B	8 x 8	1/2" x 9900'	.022"	350	Black	29	164.31	151.39	140.59

B) Polyester Strapping

- For Use In Hand Applications, Power or Manual Tools.

Extra heavy strapping designed for use when high tensile is needed. Excellent for rigid heavy loads – pallets of bottles, cans, wood or paper items. HPE1822 has one coil per case, HPE58223 has 2 coils per case. FOB Shipping Point.

Product No.	Core Size	Size W x L	Thickness	Tensile Str. (lbs.)	Color	Wt. (lbs.)	1 Case	Price Per Roll 2-3 Cases	4+ Cases
HPE1822*	16 x 6	1/2" x 6500'	.028"	820	Green	52	\$223.56	\$205.98	\$191.29
HPE58223**	16 x 3	3/8" x 2200'	.025"	900	Green	45	122.68	113.03	104.97


*1 coil per case **2 coils per case

C) Pliable Polyester Cord Strapping

- Features great flexibility with high tension.
- Easy to use strapping can be hand tied. FOB Shipping Point.

Product No.	Size W x L	Tensile Str. (lbs.)	Color	No. Rolls Per Case	Wt. (lbs.) Case	1-2 Cases	Price Per Roll 3-4 Cases	5+ Cases
H20RF	1/2" x 7800'	300	White	4	71	\$155.35	\$143.13	\$132.93
H30RF	3/8" x 5200'	450	White	4	74	155.35	143.13	132.93
H40RF	1/2" x 3900'	600	White	4	69	130.23	119.99	111.43
H50RF	3/8" x 3000'	750	White	4	70	127.52	117.49	109.11

Please order case quantities only.



Edge and Corner Protectors

- Works with steel or plastic strapping.
- Helps to stabilize loads during shipping and prevents damage caused by strap cutting.
- Please order case quantities only. FOB Shipping Point.

A) Fiber Corner Protectors... fibre ply strips laminated and preformed to 90° angle.


B-E) Plastic Corner Protectors... plastic corners pre-formed to 90° angle. B & C for all strap sizes. D for Strap up to 3/8", E for strap up to 1/2".

Product No.	Size	Case Qty.	Wt. (lbs.) Case	Price Per Case 1-2 Cs.	3-4 Cs.	5+ Cs.
A H223CB	2x2x3" (.120)	1000	48	\$148.63	\$136.94	\$127.18
B HUCP-150	5/8x2x2"	250	28	158.94	146.43	135.99
C HUCP-125	2x2x2 1/2"	1000	28	142.80	131.57	122.19
D HUCP-100	1 1/2x1 1/2x2"	1000	15	132.45	122.03	113.33
E HUCP-75	1x1x1"	1000	30	132.45	122.03	113.33

Please order in case quantities only. FOB Shipping Point.



STRETCH WRAP



Economical Stretch - Wrap Film

- Protect shipments against damage.
- Transparent - allows for visual inspection.
- Thick film for tear and stress resistance.

Keeps cartons and boxes together during transit. Prevents damage to pallet loads. Applies easily, quickly... just a simple "twist of the wrist," and the film wraps tightly. No tools required. Excellent cling characteristics. Thick film handles rough truck handling. One roll wraps 20 or more 40 x 60" pallets. FOB Shipping Point.

Product No.	Size	Gauge	No. Rolls Per Case	Wt. (lbs.) Per Case	1-3 Ca.	4-8 Ca.	9+Ca.
STANDARD DUTY							
HT12PHD	12" x 1500'	80	4	23	23.09	21.22	19.55
HT15PHD	15" x 1500'	80	4	29	28.87	26.53	24.45
HT18PHD	18" x 1500'	80	4	35	34.64	31.84	29.34
HEAVY DUTY							
HT18P93	18" x 1500'	90	4	39	42.79	39.33	36.24

36 cases per pallet. Please order case quantities only.



Mini STRETCH WRAP

- 3"W or 5"W film for efficient small item bundling.
- Wraps and unwraps without residue.

Wrap and secure all types and sizes of small packages, parts, envelopes, tubes, etc. Applies easily, quickly with disposable dispenser or deluxe dispenser, each sold separately. Superb cling ability in all temperatures. Economical and costs less than tape or twine. FOB Shipping Point.

Product No.	Roll Size	Gauge	No. Rolls Per Case	Wt. (lbs.) Per Case	1 - 2 Ca.	3 - 8 Ca.	9+ Ca.
HTNB303	3" x 1000'	80	18	25	\$5.71	\$5.25	\$4.84
HTNB503	3" x 650'	90	18	25	4.71	4.33	3.99
HTNB305	5" x 1000'	80	12	25	9.34	8.58	7.91
HTNB505	5" x 650'	90	12	25	7.72	7.10	6.54

Please order case quantity only.

Mini Stretch Wrap Dispensers

- **Disposable Dispenser** – Plastic, stationary dispenser rolls with stretch film and can be disposed of after roll is used.
- **Deluxe Dispenser** – Handle stays stationary in the hand; roll with the stretch film. Can be used over and over.



HPBD-3



HSDTSL257

HPBD-3 Disposable Dispenser Wt. 1 (lbs.) Price Ea. \$8.17
HSDTSL257 Deluxe Dispenser Wt. 3 (lbs.) Price Ea. \$13.31



Stretch Wrap DISPENSER

- Built for superb balance, control and ease of use.
- Maintains constant tension for smooth unwinding.
- Cushioned grips for comfort.
- Adjustable for 12" to 18" film.

Product No.	Wt. (lbs.)	1 - 2	Price Ea. 3 - 4	5+
HC1218HW	3.9	\$91.51	\$84.31	\$78.30

Not for use with H20PG38 Stretch Wrap. FOB Shipping Point.

Engineered Stretch Film

- New tech resin for best yields.
- Better for the environment because less film ends up in landfills.

4 rolls per case. FOB Shipping Point.



Product No.	Size	Gauge	Wt. (lbs.)	1-3 Ca.	4-8 Ca.	9+Ca.
HSFE1604015	16" x 1500'	40	19	\$18.92	\$17.39	\$16.02
HSFE1804015	18" x 1500'	40	21	22.12	20.33	18.73
HSFE1604715	16" x 1500'	47	22	20.81	19.13	17.63
HSFE1804715	18" x 1500'	47	24	23.46	21.56	19.87

Pre-stretched Hand Film

- User friendly product.
- Lighter weight rolls.
- Resists edge tear.
- Already maximum stretch activated, less force needed for maximum yield.

4 rolls per case. FOB Shipping Point.



Product No.	Size	Gauge	Wt. (lbs.)	1-3 Ca.	4-8 Ca.	9+Ca.
HSFMPS18015ECO2	18" x 1500'	33	18	\$18.40	\$16.91	\$15.58
HSFMPS16015ECO	16" x 1500'	39	19	18.97	17.44	16.07
HSFMPS1715H	17" x 1500'	39	20	21.63	19.88	18.32
HSFMPS1515L	15" x 1500'	30	15	14.95	13.74	12.66

20" STRETCH WRAP

- Excellent cling adhesion in all temperatures.

20"W x 1000' long for fast pallet securing... lightweight for easy portability. Strong 80 ga. film material for puncture resistance. FOB Shipping Point.


Product No.	Roll Size	Gauge	No. Rolls Per Case	Wt. (lbs.) Per Case	1 - 2 Ca.	3 - 8 Ca.	9+ Ca.
H20PG38	20" x 1000'	80	4	30	\$33.21	\$30.53	\$28.13

36 cases per pallet. Please order case quantities only.

**Strong 80 ga. film material
RESISTS PUNCTURES.**



BINS & V-BOARD



Bin Boxes

- An affordable storage bin for efficient organization of small parts, inventory, supplies, etc.
- Designed for use on standard shelving systems.

Rugged and handsome white 200 lb. corrugated construction stands up to hard daily use. FOB Shipping Point.

BIN BOXES						
Product No.	Size W x L x H	Boxes per Case	Wt. (lbs.) Case	1-2 Cases	Price Ea. 3-8 Cases	9 + Cases
6" DEEP OPEN TOP BIN BOXES						
HBIN4-6	4 x 6 x 3"	50	5	\$0.54	\$0.50	\$0.46
9" DEEP OPEN TOP BIN BOXES						
HBIN2-9	2 x 9 x 4 1/2"	50	4	0.79	0.73	0.67
HBIN4-9	4 x 9 x 4 1/2"	50	8	0.98	0.90	0.84
HBIN6-9	6 x 9 x 4 1/2"	50	12	1.08	0.99	0.92
HBIN8-9	8 x 9 x 4 1/2"	50	13	1.26	1.16	1.07
HBIN12-9	12 x 9 x 4 1/2"	50	15	1.47	1.35	1.26
12" DEEP OPEN TOP BIN BOXES						
HMT2-12	2 x 12 x 4 1/2"	50	6	0.90	0.83	0.77
HMT4-12	4 x 12 x 4 1/2"	50	9	1.06	0.98	0.91
HMT6-12	6 x 12 x 4 1/2"	50	12	1.15	1.06	0.98
HMT7-12	7 x 12 x 4 1/2"	50	12	1.18	1.09	1.01
HMT8-12	8 x 12 x 4 1/2"	50	13	1.40	1.29	1.20
HMT9-12	9 x 12 x 4 1/2"	50	15	1.36	1.26	1.17
HMT10-12	10 x 12 x 4 1/2"	50	15	1.56	1.44	1.33
HMT12-12	12 x 12 x 4 1/2"	50	18	1.79	1.65	1.53
18" DEEP OPEN TOP BIN BOXES						
HBWZ2-18	2 x 18 x 4 1/2"	50	8	1.08	1.00	0.92
HBWZ3-18	3 x 18 x 4 1/2"	50	11	1.18	1.09	1.01
HBWZ6-18	6 x 18 x 4 1/2"	50	13	1.52	1.40	1.30
HBWZ8-18	8 x 18 x 4 1/2"	50	17	1.71	1.58	1.47
HBWZ10-18	10 x 18 x 4 1/2"	50	20	1.89	1.74	1.62
HBWZ12-18	12 x 18 x 4 1/2"	50	22	2.06	1.90	1.76
24" DEEP OPEN TOP BIN BOXES						
HMT4-24	4 x 24 x 4 1/2"	50	15	1.56	1.44	1.34
HMT6-24	6 x 24 x 4 1/2"	50	18	1.83	1.68	1.56
HMT8-24	8 x 24 x 4 1/2"	50	20	2.01	1.85	1.72
12" DEEP JUMBO OPEN TOP BIN BOXES						
HMT8-12-7	8 x 12 x 7"	50	21	2.40	2.21	2.05
HMT8-12-8	8 x 12 x 8"	50	24	2.55	2.34	2.18
HMT10-12-8	10 x 12 x 8"	50	24	2.46	2.27	2.11
HMT12-12-8	12 x 12 x 8"	25	15	3.04	2.80	2.60
18" DEEP JUMBO OPEN TOP BIN BOXES						
HBWZ8-18-7	8 x 18 x 7"	50	24	2.73	2.51	2.33
HBWZ8-18-10	8 x 18 x 10"	25	15	4.03	3.71	3.45
HBWZ10-18-10	10 x 18 x 10"	50	35	4.40	4.06	3.77
HBWZ11-18-10	11 x 18 x 10"	50	29	4.23	3.90	3.62
HBWZ12-18-10	12 x 18 x 10"	50	43	4.71	4.34	4.03
24" DEEP JUMBO OPEN TOP BIN BOXES						
HMT11-24	11 x 24 x 10"	50	37	4.73	4.36	4.05
HMT12-24	12 x 24 x 12"	50	48	6.20	5.71	5.30
HMT16-24	16 x 24 x 12"	25	35	7.03	6.48	6.02
HMT20-24	20 x 24 x 12"	25	41	7.34	6.76	6.28
HMT22-24	22 1/2 x 24 x 10"	50	68	6.48	5.97	5.55



Stak-On Bin Boxes

- Stackable storage boxes save space.
- Utilize wasted space with these durable and handsome 200 lb. test white corrugated bin boxes.

Ideal for organization of small parts, supplies or tools. Assembles in seconds without tape or staples. FOB Shipping Point.

STAK-ON BIN BOXES						
Product No.	Size W x L x H	Boxes per Case	Wt. (lbs.) Case	1-2 Cases	Price Ea. 3-8 Cases	9 + Cases
HB-212	2 x 12 x 4 1/2"	50	8	\$1.22	\$1.12	\$1.04
HB-412	4 x 12 x 4 1/2"	50	10	1.67	1.54	1.43
HB-912	9 x 12 x 4 1/2"	50	17	2.36	2.17	2.02
HB-1212	12 x 12 x 4 1/2"	50	30	2.70	2.49	2.31
HB-418	4 x 18 x 4 1/2"	50	20	2.05	1.89	1.75
HMB-718	7 x 18 x 4 1/2"	50	22	2.48	2.29	2.12

Please order case quantities only.

Pallet Load Protection V-Board

- Economical protect pallet loads against jars, shifting and damage.
 - Rugged corrugated construction withstands heavy jolts and rough abuse.
 - Prevents banding from cutting into pallet load contents.
- FOB Shipping Point.



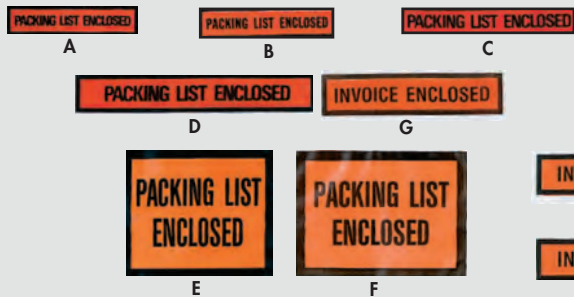
PALLET LOAD PROTECTION V-BOARD								
Product No.	Size	Thickness	Qty. Case	Wt. (lbs.) Case	Price Per Case 1-2 Cs.	3-4 Cs.	5 + Cs.	
HP2224CB12	2 x 2 x 24"	0.120	50	12.0	\$110.90	\$102.17	\$94.89	
HP2230CB12	2 x 2 x 30"	0.120	50	15.0	116.51	107.35	99.69	
HP2236CB12	2 x 2 x 36"	0.120	50	18.0	119.38	109.99	102.15	
HP2236CB16	2 x 2 x 36"	0.160	50	31.5	158.82	146.32	135.89	
HP2236CB225	2 x 2 x 36"	0.225	50	43.5	146.99	135.42	125.77	
HP2240CB12	2 x 2 x 40"	0.120	50	20.0	100.98	93.03	86.40	
HP2248CB12	2 x 2 x 48"	0.120	50	24.0	130.85	120.56	111.96	
HP3324CB225	3 x 3 x 24"	0.225	50	44.0	152.36	140.38	130.37	
HP3330CB225	3 x 3 x 30"	0.225	50	55.5	163.00	150.18	139.47	
HP3336CB120	3 x 3 x 36"	0.120	50	34.5	165.03	152.05	141.21	
HP3336CB160	3 x 3 x 36"	0.160	50	46.5	170.29	156.89	145.71	
HP3336CB225	3 x 3 x 36"	0.225	50	66.0	202.55	186.62	173.31	
HP3340CB225	3 x 3 x 40"	0.225	50	73.5	207.33	191.02	177.40	
HP3348CB225	3 x 3 x 48"	0.225	50	88.0	233.03	214.70	199.39	

ENVELOPES & SHIPPING ACCESSORIES

Packing List Envelopes

- Ship important documents on the outside of cartons with these super- adhesive envelopes.
- Protects contents against moisture, dirt and damage.

Strong 3 mils. thick for tamper and tear-proof use. Completely waterproof - end loading. Speeds customer's payment and saves postage. Type is clear, bold face for easy readability. FOB Shipping Point.



Ltr. No.	Product No.	Size	Description	Qty. Per Case	Wt. (lbs.) Per Case	Price Per Case	1-2M	3-8M	9 +M
A	H31BL	4 1/2 x 5 1/2"		1000	8.0	\$35.37	\$32.59	\$30.27	
B	H34BL	4 1/2 x 6"	Packing List Enclosed	1000	8.5	49.40	45.52	42.27	
C	H18BL	7 x 5 1/2"	(Top Description)	1000	12.0	67.28	61.99	57.57	
D	H24BL	5 1/2 x 10"		1000	17.5	85.42	78.70	73.09	
E	H17BL	4 1/2 x 5 1/2"	Packing List Enclosed	1000	8.0	35.54	32.74	30.41	
F	H36BL	4 1/2 x 6"	(Full Size Description)	1000	8.5	49.31	45.43	42.19	
G	H32BL	4 1/2 x 5 1/2"		1000	8.0	35.37	32.59	30.27	
H	H20BL	7 x 5 1/2"	(Top Description)	1000	12.0	67.28	61.99	57.57	
I	H27BL	5 1/2 x 10"		1000	17.5	85.42	78.70	73.09	
J	H171EBL	4 1/2 x 5 1/2"	Invoice Enclosed	1000	8.0	35.37	32.59	30.27	

*Orange Tint Blank envelopes available.

Shipping & Caution Labels

- Pressure sensitive and permanent, labels grip cartons securely.
- OSHA Approved.
- Packages will receive all the attention they deserve with these eye catching labels.
- 500 labels per roll.

FOB Shipping Point.



Product No.	Size	1-9 Rolls	10+ Rolls
HSMDL-2157	2 x 3"	\$22.71	\$20.92
HSMLABDL-1270	3 x 5"	28.42	26.18



Product No.	Size	1-9 Rolls	10+ Rolls
HSMSCL-521	3 x 5"	\$40.63	\$37.43



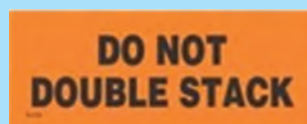
Product No.	Size	1-9 Rolls	10+ Rolls
HSMLABDL-1280	3 x 5"	\$28.42	\$26.18



Product No.	Size	1-9 Rolls	10+ Rolls
HSMLABDL-4380	3 x 4"	\$28.42	\$26.18



Product No.	Size	1-9 Rolls	10+ Rolls
HSMLABDL-1010	4 x 4"	\$28.42	\$26.18



Product No.	Size	1-9 Rolls	10+ Rolls
HSMLABDL-1122	2 x 6"	\$28.42	\$26.18



Product No.	Size	1-9 Rolls	10+ Rolls
HSMLABDL-1620	4 x 4"	\$28.42	\$26.18



Product No.	Size	1-9 Rolls	10+ Rolls
HSMLABDL-1180	4 x 4"	\$20.94	\$19.19



Product No.	Size	1-9 Rolls	10+ Rolls
HSMLABDL-3611	2 x 3"	\$28.42	\$26.18



Product No.	Size	1-9 Rolls	10+ Rolls
HSMLABDL-1430	2 x 6"	\$28.42	\$26.18



Product No.	Size	1-9 Rolls	10+ Rolls
HSMLABDL-2101	3 x 5"	\$28.42	\$26.18

Utility Knives

- A) Shipping Room Knife with Thumb Rest
Heavy duty steel casting with thumb operated retractable blade. FOB Shipping Point.
- B) Heavy Duty Knife
Ideal for high volume cutting work. Complete with one blade. FOB Shipping Point.
- C) Standard Knife
Designed for general purpose use. Complete with one blade. FOB Shipping Point.

Ltr. No.	Product No.	Wt. (lbs.)	1-2	Price Ea. 3-8	9 +
A	H610-3	1	\$7.50	\$6.91	\$6.42
B	HMIP2800	1	4.54	4.18	3.89
C	HTDGF502	1	7.17	6.61	6.14

A) HMIP2600B Replacement Blades Price per Box of 100 \$31.31
B) HMIP2800B Replacement Blades, Price Box 100 \$62.74
C) HTDGF502B Replacement Blades, Price Box 10 \$14.94



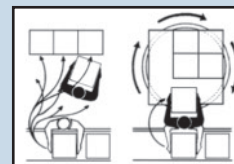
TURNTABLES & CAROUSELS



Carousel Pallet Turn

- Rugged, sturdy and long lasting.
- Rotates materials 360° with the assistance of an operator.

Now loading and unloading operations can be done more efficiently with less fatigue and risk of back injury. The Carousel may be added to an existing work bench, scissor table or simply placed on the floor. Constructed from 2 pieces of rolled structural angle. A series of roller bearings transfer the load smoothly and evenly to the supporting surface. 4 guide rollers keep the rings aligned. 2" overall height. FOB Shipping Point.



Without Carousel With Carousel




48 Hours
to Ship

CAROUSEL PALLET TURN				
Product No.	Dia.	Cap. (lbs.)	Wt. (lbs.)	Price Ea.
HCA-18-2	18"	2000	21	\$302.95
HCA-24-2	24"	2000	28	309.87
HCA-24-4	24"	4000	30	352.97
HCA-30-2	30"	2000	34	313.91
HCA-30-4	30"	4000	36	372.96
HCA-36-2	36"	2000	41	328.87
HCA-36-4	36"	4000	45	398.92
HCA-40-2	40"	2000	47	338.91
HCA-40-4	40"	4000	49	407.87
HCA-40-6	40"	6000	51	415.95
HCA-48-2	48"	2000	71	429.88
HCA-48-4	48"	4000	86	498.91
HCA-48-6	48"	6000	97	526.85
HCA-60-2	60"	2000	110	576.93
HCA-60-4	60"	4000	116	631.97
HCA-60-6	60"	6000	128	679.93
HCA-72-2	72"	2000	163	739.88
HCA-72-4	72"	4000	163	769.87
HCA-72-6	72"	6000	169	795.87

Heavy Duty Manual Turntables

- Benchtops turntables allow workers to stay in one position and rotate items for access from all sides.
- Rugged $\frac{3}{8}$ " steel plate construction.

No need to walk around a table to access areas out of view. More than one person can work on projects without getting in each other's way. Easy, smooth rotation won't jostle delicate parts. FOB Shipping Point.




48 Hours
to Ship



Thin Spin Low-Profile Carousel

- Ideal for use with pallet trucks.
- The Thin Spin is pallet truck loadable because of its sleek $\frac{3}{8}$ " overall height.



48 Hours
to Ship

When confronted with minimum floor space and only a hand pallet truck, the Thin Spin low-profile carousel is ideal for loading and unloading pallet applications. Effective ramping length is $4\frac{3}{8}$ " -- resultant slope is a mere 11°. A safety detent lock restricts carousel rotation when not in use. Units require a starting force of 35 lbs. and a maintaining force of 25 lbs. FOB Shipping Point.

LOW PROFILE CAROUSEL				
Product No.	Dia.	Cap. (lbs.)	Wt. (lbs.)	Price Ea.
HLP-4000T	51" usable (59 $\frac{1}{8}$ " overall)	4000	296	\$1,599.92
HLP-4000T-45	45" usable (53 $\frac{1}{8}$ " overall)	4000	278	1,432.91
HLP-4000T-39	39" usable (47 $\frac{1}{8}$ " overall)	4000	233	1,355.88

HEAVY DUTY MANUAL TURNTABLE						
Type	Product No.	Dia.	Height Range	Cap. (lbs.)	Wt. (lbs.)	Price Ea.
A	HTT-8-7/8	8"	$\frac{3}{4}$ "	500	10	\$88.91
B	HTT-8-4	8"	3 $\frac{1}{8}$ "	500	12	108.96
A	HTT-12-7/8	12"	$\frac{1}{2}$ "	500	20	120.88
B	HTT-12-4	12"	3"	500	22	138.99
A	HTT-18-7/8	18"	$\frac{1}{2}$ "	1000	41	230.96
B	HTT-18-4	18"	3 $\frac{3}{8}$ "	500	70	260.85
C	HTT-18-PED	18"	20 $\frac{1}{8}$ " to 31 $\frac{1}{8}$ "	300	55	312.87
D	HTT-18-DPED	18"	23 $\frac{3}{8}$ " to 34 $\frac{1}{8}$ "	300	114	378.92
A	HTT-24-7/8	24"	$\frac{1}{2}$ "	1000	42	338.92
B	HTT-N-24-4	24"	3 $\frac{1}{8}$ "	500	146	475.87
A	HTT-30-7/8	30"	$\frac{1}{2}$ "	1000	100	454.95
E	HTT-N-30-PED	30"	20 $\frac{1}{8}$ " to 31 $\frac{1}{8}$ "	300	185	692.92

Powered Stretch Wrap Machines

- Increase productivity in the shipping department or at the end of a production line.
- Complete with a powered turntable and counter-balanced stretch film mast.

Easy to operate -- simply depress the foot pedal and manually move the mast up and down. The film-wrap tension is controlled with an adjustable, friction-brake assembly. Film placement is controlled manually by moving the carriage assembly up and down on the vertical mast. An easy-to-release, hand operated carriage-brake allows the carriage to move freely making film application fast and simple. The system will accept 10" to 20" material. The unit ships with mast disconnected--simply raise mast and clamp into place. FOB Shipping Point.

The standard manual film wrap delivery can be upgraded to 115V 1-phase AC powered mast option (PMO). The hand held control is used to raise/lower the film while the foot control is used to operate the turntable. Optional Approach Ramp allows the operator to load and unload the machine with a pallet truck.

POWERED STRETCH WRAP MACHINES							
Product No.	Turntable Dia.	Turntable Height	Uniform Cap. (lbs.)	Wrap Height	Max. Load Dia.	Wt. (lbs.)	Price Ea.
HSWA-50	50"	2 $\frac{1}{8}$ "	4000	82"	64"	615	\$4,456.85
HSWA-70	70"	2 $\frac{1}{8}$ "	4000	81 $\frac{1}{8}$ "	84"	985	7,164.93
HSWA-5070LP-PMO Powered Mast Option (50" & 70" dia.) factory installed. Wt. 621 (lbs.) Price Ea. \$2,635.87.							
HSWA-50-R-4848 Approach Ramp Option for SWA-50. 48"W. x 39 $\frac{1}{8}$ "L. x 2"H. Wt. 221 (lbs.) Price Ea. \$667.92.							
HSWA-70-R-4848 Approach Ramp Option for SWA-70. 48"W. x 39 $\frac{1}{8}$ "L. x 2"H. Wt. 200 (lbs.) Price Ea. \$683.95.							
HSWA-50-SCALE Digital Scale Option for SWA-50. Wt. 680 (lbs.) Price Ea. \$6,095.85.							
HSWA-70-SCALE Digital Scale Option for SWA-70. Wt. 884 (lbs.) Price Ea. \$7,095.87.							
HSWA-50-R-4860-SCL Approach Ramp for Scale Option (SWA-50). Wt. 346 (lbs.) Price Ea. \$1,064.88.							
HSWA-70-R-4860-SCL Approach Ramp for Scale Option (SWA-70). Wt. 352 (lbs.) Price Ea. \$1,283.95.							

LIFT TABLES



Mobile Tilting Work Tables

- Platform height and tilt angle are manually adjustable.
- All steel construction.

Designed to bring work to an ergonomically correct position, helping to foster a more comfortable and productive work environment. Working in a comfortable position also reduces fatigue and risk of injuries. Four 4" x 1 1/2" polyurethane swivel casters (two double locking) allow unit to be transported from one work area to another while loaded. Baked-in powder-coated toughness. FOB Shipping Point.

MOBILE TILTING WORK TABLES					
Product No.	Platform Size W x L	Lip Height	Service Range*	Cap. (lbs.)	Wt. (lbs.)
HWT-2424	24 x 24"	3"	34 3/8" to 42"	300	94
HWT-2221	22 x 21"	2"	28 3/8" to 38 3/8"	150	56
					Price Ea.
					\$817.99
					\$355.99

*Service range with platform in level position.



HWT-2424




HWT-2221

48 Hours
to Ship

Low Profile Electric Lift Tables

- 115V single phase with pedestal mounted push buttons.
- Inside width is 29 3/4" by 41 1/4" long.

The open center on the "U" type electric lift tables enable a pallet truck to place a load on the platform. Units feature an external power pack equipped with a pressure relief valve that prevents overloading and flow control valve that controls the lowering speed. Remote power pack comes complete with a steel cover to protect the motor from dust and debris. Raise and lower the unit using the UP and DOWN push buttons on the 24V control box. Safety features include electric toe guards, velocity fuse in cylinders, safety maintenance props, and an emergency stop button on the control box. FOB Shipping Point.



HEHU-2 Raised



HEHU-2

48 Hours
to Ship

LOW PROFILE ELECTRIC LIFT TABLES					
Product No.	Platform Size W x L	Cap. (lbs.)	Lowered Height	Raised Height	Wt. (lbs.)
HEHU-2	52 1/2 x 55 1/4"	2000	3 1/2"	33 1/2"	592
HEHU-3	53 1/2 x 63"	3000	4 1/2"	33 1/2"	777
					Price Ea.
					\$4,899.99
					\$4,971.91

Spring Scissor Tables

- Service range is 9" to 27 3/4".

Spring Scissor tables are ideal for distributing and shipping facilities. The unit allows the user to transfer products from work space to work space, while holding an ergonomically friendly position. The frame is designed of a steel construction, which allows for strength and durability. Uniform capacity is 400 to 4,500 pounds. The scissor mechanism raises the unit to the desired height, while the internal spring provides support when unit is being loaded and unloaded. The 43 3/8" diameter top can be manually rotated 360 degrees for improved packaging and handling capabilities. Base size measures 36"W x 36"L with 6"W x 1 1/2"H fork pockets. FOB Shipping Point.



SPRING SCISSOR TABLES			
Product No.	Description	Wt. (lbs.)	Price Ea.
HSST-45	Steel Construction, Open Top	432	\$1,939.95
	MODEL HSST-45 WITH ACCORDION SKIRT		
HSST-45-ACC-4-CI	Customer Installed Skirt on Model HSST-45	474	2,920.99
HSST-45-ACC-4-FI	Factory Installed Skirt on Model HSST-45	474	3,099.95

Aluminum Tool Cases

Rugged textured aluminum storage cases with rounded corners. Molded plastic carrying handle. Quality locking latches included with two keys and shoulder strap. Uniform capacity is 40 pounds.

HCASE-1813 & HCASE-1814 lid interior includes removable panel with multiple storage pouches and sleeves. Lower storage area includes segmented walls and adjustable panels.

HCASE-1310 includes a removable foam insert.

FOB Shipping Point.



HCASE-1813



HCASE-1310



HCASE-1814



ALUMINUM TOOL CASES				
Product No.	Overall Size W x D x H	Color	Wt. (lbs.)	Price Ea.
HCASE-1310	13 x 10 x 5"	Gun Metal	6	\$52.97
HCASE-1813	18 x 13 x 6"	Gun Metal	7	\$9.91
HCASE-1814	18 x 14 x 6"	Silver	8	\$9.95

STRETCH WRAP MACHINES



Handle It Stretch Wrappers come standard with 110V plug-in, ship assembled and ready to use, and have a 3 year warranty.

Entry Level Semi-Automatic Stretch Wrap Machine

- Powered Turntable and Film Carriage with Pallet Height Sensor.
- Photo eye senses the pallet load height.
- Fully programmable wrap cycles.
- Maximum average 20 pallets per day.

The 600 model stretch wrapper allows you to efficiently wrap up to 20 pallets per day with simple controls that allow you to preset your wrap cycle, including top and bottom wrap rotations, & speed controls. FOB Shipping Point.

LOW-PROFILE SEMI-AUTOMATIC STRETCH WRAP MACHINE					
Product No.	Turntable Dia.	Max. Load Height	Cap. (lbs.)	Wt. (lbs.)	Price Ea.
HSWM-SA-0600	59"	86"	3000	900	\$6,000.00



HSWM-SA-0600



Powered Carriage & Photo Eye



Quick Select Display

Mid Level Low-Profile Semi-Automatic Stretch Wrap Machines

- Powered Turntable and Film Carriage with Pallet Height Sensor.
- 250% powered film pre-stretch on 850PS.
- Fully programmable wrap cycles.
- Maximum average 100 pallets per day.

The 800 & 850PS models allow you to efficiently wrap up to 100 pallet loads per day. The user-friendly controls allow you to preset up to 18 wrap cycles such as top and bottom wrap rotations, and speed. The 850PS is equipped with a 250% film pre-stretch carriage to greatly increase film efficiency. FOB Shipping Point.

LOW-PROFILE SEMI-AUTOMATIC STRETCH WRAP MACHINE					
Product No.	Turntable Dia.	Max Load Height	Cap. (lbs.)	Wt. (lbs.)	Price Ea.
HSWM-SA-0800	59"	86"	4400	1000	\$7,000.00
HSWM-SA-0850PS	59"	86"	4400	1000	\$9,300.00

*Extended wrap height units available - - call for pricing.



HSWM-SA-0850PS

HSWM-SA-0800

Heavy Use Low-Profile Semi-Auto & Automatic Stretch Wrap Machines

- Powered Turntable and Film Carriage with Pallet Height Sensor.
- Auto film attach and seal standard on 1100AA-C.
- 250% powered film pre-stretch.
- Fully Programmable wrap cycles.
- Maximum average 300 pallets per day.

The 1100 allows you to efficiently wrap high volume. A 250% pre-stretch carriage comes standard; this helps exponentially increase film efficiency. The PLC display allows up to 32 preset wrap cycles including top and bottom wrap rotations and speed controls.

The 1100AA-C model is a fully automatic unit. Equipped with remote start, auto-attach, and auto-cut with heat sealing. FOB Shipping Point.

LOW-PROFILE SEMI-AUTOMATIC STRETCH WRAP MACHINE					
Product No.	Turntable Dia.	Max Load Height	Cap. (lbs.)	Wt. (lbs.)	Price Ea.
HSWM-SA-1100	59"	86"	4400	1200	\$11,300.00
LOW-PROFILE AUTOMATIC (REMOTE START) STRETCH WRAP MACHINE					
HSWM-SA-1100AA-C	59"	86"	4400	1300	\$22,000.00

*Extended wrap height units available - - call for pricing.



HSWM-SA-1100

HSWM-SA-1100AA-C
Remote Start with Auto-Attach,
Auto-Cut and Heat Seal

Integrated Scales and Pallet Jack Ramps available for any of our Low-Profile machines.

UNIQUE APPLICATION STRETCH WRAP MACHINES



There are many situations where a standard low-profile stretch wrapper is not the best solution. Handle It offers a variety of solutions for these unique applications.


Model 1200UL - Ultra-Low Profile Stretch Wrapper

- Easily loaded with hand or electric pallet jacks.
- Eliminates need for cumbersome and space-eating ramps.
- 250% film pre-stretch carriage increases film efficiency.
- 8" ring ramp vs. 100" ramp needed for electric pallet jacks saves valuable floor space.
- Reduces force needed to load turntable since there is no need to navigate up a long ramp - makes it easy for all workers to load pallets.

FOB Shipping Point.

ULTRA-LOW PROFILE SEMI-AUTOMATIC STRETCH WRAP MACHINE					
Product No.	Turntable Dia.	Max. Load Height	Cap. (lbs.)	Wt. (lbs.)	Price Ea.
HSWM-SA-1200UL	66"	86"	3300	1200	\$15,300.00

*Extended wrap height units available - - call for pricing.



HSWM-SA-1200UL



Model MR3000 - Mobile Robot Stretch Wrapper

- Wraps extra long pallets that will not fit on a turntable style machine.
- No weight limit on the loads to wrap.
- Great for unstable loads that you don't want spinning.
- Portable - can wrap pallets anywhere in the warehouse & be stored out of the way.
- 250% film pre-stretch carriage increases film efficiency.

FOB Shipping Point.

MOBILE ROBOT SEMI-AUTOMATIC STRETCH WRAP MACHINE					
Product No.	Turntable Dia.	Max Load Height	Cap. (lbs.)	Wt. (lbs.)	Price Ea.
HSWM-MR-3000	N/A	94"	N/A	950	\$18,000.00



HSWM-MR-3000

Steel surcharge may apply.



HSWM-RA-2200

Model RA2200 - Rotating Arm Stretch Wrapper

- Ideal for very heavy loads or very light loads.
- Great for unstable loads that are likely to fall apart if rotated.
- Increase throughput with decreased wrap time due to higher RPM.
- Usable in washdown environments since there are no controls on the floor.
- 250% film pre-stretch carriage increases film efficiency.

FOB Shipping Point.

ROTARY ARM SEMI-AUTOMATIC STRETCH WRAP MACHINE					
Product No.	Max Load Diagonal	Max Load Height	Cap. (lbs.)	Wt. (lbs.)	Price Ea.
HSWM-RA-2200	64"	94"	N/A	1500	\$24,500.00

BENCH & SPECIALTY SCALES

RICE LAKE
WEIGHING SYSTEMS

Static Checkweigher Bench Scale

- Stainless steel cover with die-cast base
- Easy-to-read rotating display

NTEP approved Legal for Trade bench scale. User defined checkweighing functions. Easy-to-read, rotating VFD display lets user choose from a large, bright VFD display or a vivid LCD display to ease operator reliability. FOB Shipping Point.



STATIC CHECKWEIGHER BENCH SCALE				
Product No.	Dimensions	Capacity/Readability	Wt. (lbs.)	Price Ea.
H84989	15.75" x 21.65"	150 lb x .05 lb	43	\$995.00
H84990	15.75" x 21.65"	300 lb x .1 lb	43	995.00

Parcel Dimensioning System

- Easy to assemble with limited operator training
- Displays dimensions in less than .2 seconds

This NTEP approved, Legal for Trade system dimensions parcels in as little as 0.2 seconds and as accurate to 0.2 inches, eliminating the risk of human error. Capability to measure all package types including boxes, cylinders, spheres, envelopes, tubes, poly bags and more. A color touchscreen display provides instant feedback, an image, measurements, weight and operator functions for day-to-day use. Provides TCP/IP, keyboard wedge software and data extraction modes as methods for integration into existing ERP, TMS and WMS systems. Easy to assemble with limited operator training. Comes with two-year limited warranty.

Pair the dimensioning unit with a shipping bench scale to capture weight and dimensions all in one place. FOB Shipping Point.

-Standard model offers low resolution color images.

-4K model offers high resolution color images, 2880x2160 pixels.


PARCEL DIMENSIONING SYSTEM			
Product No.	Description	Wt. (lbs.)	Price Ea.
H204596	Standard	42	\$7,245.00
H204598	4K	42	8,845.00

Compatible shipping scales available in all sizes and capacities.

Floor Scale and Indicator Package

- Rugged diamond safety treadplate steel deck

NTEP approved, Legal for Trade floor scale and indicator is an economical choice for many industrial weighing tasks, with a durable low-profile deck that fits well into many material handling environments. Factory calibrated allows for plug and play operation. Package includes: Summit 3000 4 ft. x 4 ft. x 3.625 in floor scale, 20 ft. of EL147 load cell cable with quick disconnect, and 120 indicator. Package configured and factory calibrated for 5,000 or 10,000 divisions. FOB Shipping Point.



FLOOR SCALE AND INDICATOR PACKAGE				
Product No.	Dimensions	Cap. (lbs.)	Wt. (lbs.)	Price Ea.
H78772	4' x 4'	5,000	315	\$2,265.00
H78773	4' x 4'	10,000	315	2,265.00
OPTIONAL ACCESS RAMPS				
H74954	4' x 3'	10,000	177	680.00
H74957	4' x 4'	10,000	224	810.00
OPTIONAL INDICATOR STAND				
H19352	3' tall	-	9	291.67
H126384	4' tall	-	13	320.84

Custom sizes, capacities, pit frames, ramps, and bumper guards available.

Battery Powered Bench Scale

- Auto power-off function
- Low battery indicator

A sleek design with simple operation and pinpoint accuracy. This NTEP approved Legal for Trade bench scale is powered by two D batteries with up to 500 hours of operation. Features a six-digit LCD display. FOB Shipping Point.



BATTERY POWERED BENCH SCALE				
Product No.	Dimensions	Capacity	Wt. (lbs.)	Price Ea.
H75466	9.1" x 7.8"	100 oz	6	\$295.00
H75454	9.1" x 7.8"	6 lb	6	295.00
H75455	9.1" x 7.8"	15 lb	6	295.00
H75457	11" x 11.5"	30 lb	6	295.00
H75458	11" x 11.5"	60 lb	6	295.00
ACCESSORIES				
H75473	Power Supply, Adapter			30.00
H75470	Stainless Steel Top for 6 lb and 15 lb IPC			29.00
H75739	Stainless Steel Top for 30 lb and 60 lb IPC			29.00

Shipping Bench Scales

- Choose from Flat Top, Ball Top or Roller Top

NTEP approved legal-for-trade multi purpose bench scales. Options for compatibility with FedEx Ship Manager, UPS WorldShip, and more. Large, six-digit LCD display with 1-inch characters. Comes with USB or RS232. FOB Shipping Point.

SHIPPING BENCH SCALES				
Product No.	Size	Capacity/Readability	Wt (lbs.)	Price Ea.
FLAT TOP				
H174879	12" x 14"	150 lb x .05 lb	17	\$625.00
H182993	12" x 16"	150 lb x .05 lb	31	1,135.00
H182391	18" x 18"	100 lb x .02 lb	63	1,490.00
H182378	18" x 18"	150 lb x .05 lb	63	1,490.00
H182382	18" x 18"	300 lb x .1 lb	63	1,490.00
H182395	20" x 20"	300 lb x .1 lb	76	1,670.00
H182399	24" x 24"	300 lb x .1 lb	131	1,840.00
BALL TOP				
H182995	12" x 16"	150 lb x .05 lb	37	1,365.00
H182393	18" x 18"	100 lb x .02 lb	73	1,835.00
H182380	18" x 18"	150 lb x .05 lb	73	1,835.00
H182384	18" x 18"	300 lb x .1 lb	73	1,835.00
H182397	20" x 20"	300 lb x .1 lb	88	2,035.00
H182401	24" x 24"	300 lb x .1 lb	131	2,240.00
ROLLER TOP				
H182996	12" x 16"	150 lb x .05 lb	41	1,290.00
H182398	18" x 18"	100 lb x .02 lb	77	1,930.00
H182402	18" x 18"	150 lb x .05 lb	77	2,130.00
H182394	18" x 18"	300 lb x .1 lb	77	1,650.00
H182381	20" x 20"	300 lb x .1 lb	94	1,650.00
H182386	24" x 24"	300 lb x .1 lb	131	1,650.00



SCALES & WEIGHT SETS



Pallet Jack Scale

- Heavy-gauge steel with a durable powder coat finish
- Steering wheels and double loading polyurethane rollers

Weigh and transport pallets in one streamlined process. Battery life of 80+ hours continuous use or one month of non-continuous use. 1 inch LCD display and waterproof membrane keyboard. FOB Shipping Point.

PALLET JACK SCALE			
Product No.	Cap. (lbs.)	Wt. (lbs.)	Price Ea.
H183592	5,000	295	\$2,495.00
ACCESSORIES			
H185112	Battery Charger	1	125.00
H185677	Spare Battery	4	125.00
H188259	Printer Kit	2	425.00



Crane Scale

- Meets or exceeds OSHA, ANSI, ASME and other safety design standards (5:1 Ultimate Safety Factor).

NTEP approved Legal for Trade crane scale. Long-range viewing through 1.5 inch bright LED display. 80+ hours operating time with a six-volt rechargeable battery. One year limited warranty. FOB Shipping Point.

CRANE SCALE			
Product No.	Cap. (lbs.)	Wt. (lbs.)	Price Ea.
H139102	250/500	22	\$2,090.00
H139103	1,000/2,000	22	2,200.00
H139104	5,000/10,000	39	2,760.00
H139105	15,000	67	3,770.00
ACCESSORIES			
H139152	Battery Charger	5	192.86
H140049	Spare Battery Assembly	3	144.64

*Specify desired capacity, not just product number at the time of order.




Tension Dynamometer

- Lighter and more portable than its predecessor

Tension dynamometer with a large six-digit LCD display. Powered by two C batteries for capacities up to 10,000 lb. or two D batteries for capacities 25,000 lb. and above. Up to 300 hours of operation. Wi-Fi or Bluetooth® communications are available for specialty applications. Two year limited warranty. FOB Shipping Point.

TENSION DYNAMOMETER			
Product No.	Cap. (lbs.)	Wt. (lbs.)	Price Ea.
H139162	1,000	8	\$1,610.00
H139163	2,500	9	1,610.00
H139164	5,000	9	1,610.00
H139165	10,000	11	1,730.00
H139166	25,000	19	2,310.00
H139167	50,000	29	3,000.00
H139168	100,000	65	3,910.00

H149549 Battery Charger Option, Price Ea. \$166.07
2.5 - 250 Ton Shackles available - call for details.



Calibration Weight Sets

- Sealing cavity adjustment for most weights.

Standard and custom sets are available as build-to-order to meet your requirements. Each weight set consists of weights, case and appropriate lifting tools. FOB Shipping Point.

CALIBRATION WEIGHT SETS			
Product No.	Contents	Wt.	Price Ea.
H12579	5 lb - 1/2 oz (20 pieces)	31 lb	\$1,190.00
H12615	5 lb - 1/2 oz (14 pieces)	11 lb	580.00
METRIC WEIGHT SETS			
H12534	2 kg - 1 mg (26 pieces)	14 kg	1,040.00
H12528	2 kg - 1 mg (33 pieces)	5 kg	660.00

Additional sizes available upon request.



Calibration Weights

- Stainless steel ASTM

Choose calibration weights in a variety of makes and configurations, including slotted weights, grip handle weights, hook weights, slab weights and more. Also choose from three different certificates; accredited certificate, non-accredited certificate and statement of accuracy. FOB Shipping Point.



CALIBRATION WEIGHTS			
Product No.	Wt.		Price Ea.
AVOIRDUPOIS GRIP HANDLE WEIGHTS			
H12844	500 lb		\$1,790.00
H12892	250 lb		1,640.00
H12862	100 lb		625.00
H12839	50 lb		150.00
H12833	25 lb		135.00
H12828	10 lb		82.00
H12823	5 lb		63.00
H12874	2 lb		60.00
H12876	1 lb		55.00
METRIC GRIP HANDLE WEIGHTS			
H12782	250 kg		1,820.00
H12817	100 kg		1,440.00
H12803	50 kg		625.00
H12775	25 kg		175.00
H12767	10 kg		140.00
H12786	5 kg		83.00
H12809	2 kg		70.00
H12813	1 kg		60.00
AVOIRDUPOIS CYLINDRICAL WEIGHTS			
H12604	5 lb		150.00
H12600	3 lb		140.00
H12596	1 lb		68.00
H12594	8 oz		54.00
H12592	4 oz		48.50
H12587	1 oz		43.00
METRIC CYLINDRICAL WEIGHTS			
H12517	3 kg		205.00
H12513	1 kg		85.00
H12511	500 g		80.00
H12509	200 g		62.00
H12527	50 g		46.50
H12505	10 g		43.00

Additional sizes available upon request.

BENCH SCALES



SilverBack Carbon Steel Bench Scale Kits with Resin Alloy FB1200 Instrument

- Rugged and durable scale.
- Many sizes to choose from.

The SilverBack Carbon Steel Bench Scales are a series of rugged industrial scales based on the popular QuickSilver design. Featuring a powder coated mild steel base and brushed stainless steel shroud, the SilverBack is the perfect platform for non-washdown industrial weighing. Available in standard sizes ranging from 12 x 12" to 24 x 24" and standard capacities from 25 to 500 lbs. FOB Shipping Point.

The **FB1200 Instrument** provides a range of features in an economical scale instrument. Designed for industrial scale applications, it features a highly-visible LCD display with 2" characters that can be viewed in a range of light conditions. The polycarbonate/ABS resin alloy FB1200 enclosure is rated NEMA 4 and is designed for wet or dirty environments.

SILVERBACK BENCH SCALE KITS w/RESIN ALLOY FB1200					
Kit includes SilverBack Platform, one Pillar, one Resin Alloy FB1200 instrument and factory calibration					
Product No.	Platform Size	Cap. (lbs.)	Pillar Size	Wt. (lbs.)	Price Ea.
HSB10100	12 x 12"	25	12"	66	\$1,447.00
HSB10101	12 x 12"	50	12"	66	1,447.00
HSB10102	12 x 16"	50	12"	71	1,477.00
HSB10103	12 x 16"	100	12"	71	1,477.00
HSB10104	15 x 15"	50	12"	76	1,519.00
HSB10105	15 x 15"	100	12"	76	1,519.00
HSB10106	16 x 18"	100	24"	99	1,590.00
HSB10107	18 x 18"	100	24"	116	1,590.00
HSB10108	18 x 18"	250	24"	116	1,590.00
HSB10109	18 x 18"	500	24"	116	1,590.00
HSB10110	18 x 24"	100	24"	130	1,590.00
HSB10111	18 x 24"	250	24"	130	1,692.00
HSB10112	18 x 24"	500	24"	130	1,692.00
HSB10113	24 x 24"	100	24"	171	1,948.00
HSB10114	24 x 24"	250	24"	171	1,948.00
HSB10115	24 x 24"	500	24"	171	1,948.00

H38047, FB1200 Battery Module, Wt. 2 (lbs.), Price Ea. \$209.00



QuickSilver Platforms Bench Scales Kits with Stainless Steel FB1200 Instrument

- Perfect for all types of food processing.
- Many sizes to choose from.

The mechanical design of the QuickSilver Platforms follows sanitary specifications for processing equipment developed by the AMI's Sanitary Equipment Design Task Force. Every detail of the QuickSilver has been examined and designed to reduce the potential for colonization by harmful microbes, such as listeria monocytogenes and E. coli. The QuickSilver platforms can be cleaned to a microbiological level and will increase overall food safety in any facility. FOB Shipping Point.

The **FB1200 Instrument** provides a range of features in an economical scale instrument. Designed for industrial scale applications, it features a highly-visible LCD display with 2" characters that can be viewed in a range of light conditions. The stainless steel FB1200 enclosure is rated NEMA 4X and is designed for wet or dirty environments.



QUICKSILVER BENCH SCALE KITS w/STAINLESS STEEL FB1200					
Kit includes QuickSilver Platform w/Stainless Steel loadcells that are IP67 rated, one Pillar, one Stainless Steel FB1200 instrument and factory calibration					
Product No.	Platform Size	Cap. (lbs.)	Pillar Size	Wt. (lbs.)	Price Ea.
HSB10200	10 x 10"	2	10"	61	\$1,691.00
HSB10201	10 x 10"	6	10"	61	1,691.00
HSB10202	10 x 10"	10	10"	61	1,691.00
HSB10203	10 x 10"	25	10"	61	1,691.00
HSB10204	12 x 12"	30	10"	85	1,848.00
HSB10205	12 x 12"	50	10"	85	1,848.00
HSB10206	12 x 12"	100	10"	85	1,848.00
HSB10207	18 x 18"	50	18"	95	2,225.00
HSB10208	18 x 18"	100	18"	95	2,225.00
HSB10209	18 x 18"	150	18"	95	2,345.00
HSB10210	18 x 18"	300	18"	99	2,345.00
HSB10211	24 x 24"	500	30"	191	3,169.00

H38047, FB1200 Battery Module, Wt. 2 (lbs.), Price Ea. \$209.00

Steel surcharge may apply.

BENCH SCALES



Ultegra® - USB Powered



**Ultegra® Roller Top -
USB Powered**

Ultegra® Bench Scale Line Ultimate Package Weighing Scales

The Fairbanks Scales Ultegra bench scales are ideal for general and package weighing applications. They are designed to communicate with UPS Worldship and many other shipping software packages. These USB connected scales are ideal for almost any shipping application. The Ultegra scale (designed with a diamond tread top or with a roller top) is constructed of a lightweight, extremely durable, ABS composite material. The scale's low profile height of 2.4" and accuracy of 0.05 lbs are just **two** of its incredible features. Power is provided to these scales **by** the 8' USB cable (connected to a local PC) or an optional USB-to-AC power adapter is available. For easier viewing, there is also a remote display (1½" tall characters) and remote display stand (18" tall) available. FOB Shipping Point.

18ULTEGRA® BENCH SCALES						
Product No.	Description	Platform Size	Cap. (lbs.)	Output	Power Requirements	Wt. (lbs.)
H29824C	Ultegra Flat Top	14 x 14"	150	USB	USB	11
H30102C	Ultegra Roller Top	14 x 14"	150	USB	USB	18
H29595C	Remote Display, Wt. 2 (lbs.) Price Ea. \$201.00 . Designed for Ultegra Flat Top & Roller Top only.					
H20301	Stand for Display 18" tall, Black, Wt. 6 (lbs.) Price Ea. \$92.00					
H34232	USB-to-AC Power Adapter for Ultegra, Wt. 1 (lb.) Price Ea. \$22.00					
Price Ea.						
\$440.00						
689.00						



**Ultegra® Remote
Display And Stand**

**Steel surcharge
may apply.**

Parcel Dimensioner Shipping Scale

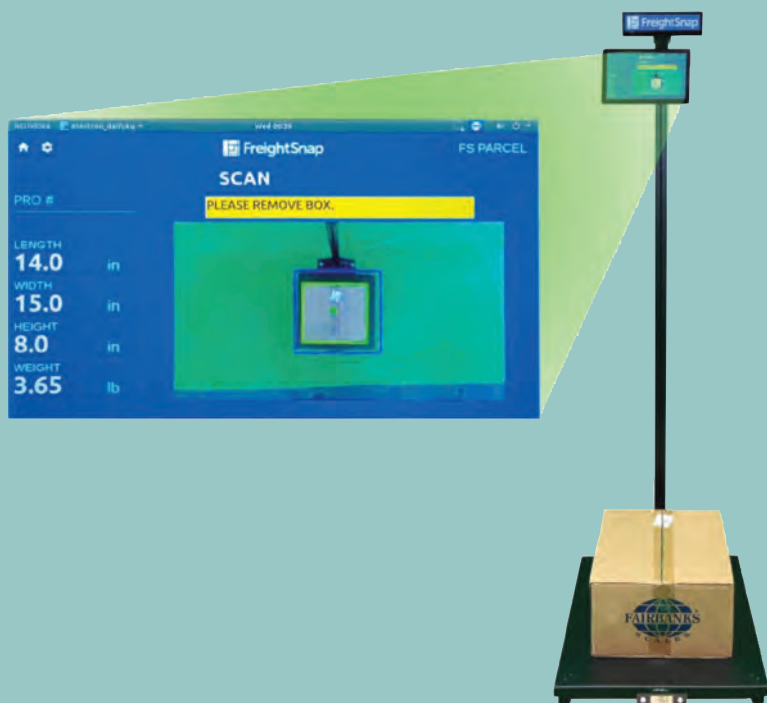
- Ideal for warehouses, retail, and parcel forwarders.
- Factory calibrated.
- Measures parcels & irregular packages in - 1 second with 0.5-inch accuracy.
- Support thru local service center Freight Snap.

The Fairbanks Parcel Dimensioner Shipping Scale is a system comprised of a factory calibrated Ultegra MAX weighing platform and combines it with a FreightSnap dimensioning mast which is easy to assemble and is also factory calibrated. FOB Shipping Point.

The Scales Parcel Dimensioner Shipping Scale displays a "live" image of a parcel on the scale for quick positioning and it measures boxes and containers that are irregularly shaped as well providing length, width, and height from its extreme points, so you know the space required for storage or shipping of any parcel. Division Size: 0.05. Platform Size: 21" x 21".

H38275C Cap. 250 (lbs.) Wt. 75 (lbs.) Price Ea. **\$8,653.00**

H38298 Dimensional Annual Support (after one year) Price **\$559.00**



FLOOR SCALES



Aegis® Drum Scale

- Built to weigh drums, pallets, totes and other industrial bulk products.

Aegis Drum Scales feature live side rails to weigh a number of industrial container types, such as pallets, totes and bulk products. The standard Aegis Drum Scale design comes with an easy transition on 1 side of the scale and then an easy transition off the opposite side. This meets most application requirements. Low 1.5" profile. NTEP and MC approved. Note: Mild Steel Drum Scales come with an FB1200 instrument (ABS, NEMA 1) and a factory calibration. Stainless Steel Drum Scales come with an FB1200 instrument (Stainless Steel, NEMA 4A) and a factory calibration. FOB Shipping Point.



AEGIS® DRUM SCALE				
Product No.	Platform Size	Cap. (lbs.)	Wt. (lbs.)	Price Ea.
MILD STEEL				
HSB10929	30 x 30"	500	270	\$3,228.00
HSB10930	30 x 30"	1000	270	2,947.00
HSB10931	30 x 30"	2000	270	2,947.00
HSB10932	30 x 30"	2500	270	2,947.00
STAINLESS STEEL				
HSB10949	30 x 30"	500	270	\$5,464.00
HSB10950	30 x 30"	1000	270	5,193.00
HSB10951	30 x 30"	2000	270	5,193.00
HSB10952	30 x 30"	2500	270	5,193.00
H27791	Ramp w/Pillar for 30" Mild Steel Drum Scale, Wt. 32 (lbs.)			Price Ea. \$491.00
H27779	Ramp for 30" Mild Steel Drum Scale, Wt. 18 (lbs.)			Price Ea. \$224.00
H27792	Ramp w/Pillar for 30" Stainless Steel Drum Scale, Wt. 32 (lbs.)			Price Ea. \$719.00
H27780	Ramp for 30" Stainless Steel Drum Scale, Wt. 18 (lbs.)			Price Ea. \$326.00

Yellow Jacket U-Shaped Floor Scale

At 2.4 inches in height, the Yellow Jacket U-Shaped Floor Scale has the lowest profile of any scale of its type in the industry. This feature enables the scale to handle a greater variety of pallets, skids and totes, due to the minimal lifting height requirement for the pallet jacks that load product onto and remove product from the platform. Kit consists of the floor scale, FB1200 Series Instrument, ABS Enclosure, AC Power Quick disconnect and factory calibration. FOB Shipping Point.

YELLOW JACKET U-SHAPED FLOOR SCALE					
Product No.	Material	Platform Size W x D	Cap. (lbs.)/Division Size	Wt. (lbs.)	Price Ea.
HSB10928	Mild Steel	46 x 48"	5000 lb./1 lb. division size, NEMA 12	320	\$3,215.00
HSB10165	Stainless Steel	46 x 48"	5000 lb./1 lb. division size, NEMA 4	320	5,745.00
H38047	Optional FB1200 Battery Module, Wt. 2 (lbs.) Price \$209.00				



FB1200 INSTRUMENT

Indicator features 1", 6-digit, green backlit LCD display that promotes ease of visibility. Features ABS (or stainless steel) enclosure, wall or desk mount.



Yellow Jacket Mild Steel Floor Scale

- Ideal for operations in low-light warehouse environments.
- Features 4' x 4' platforms with 3" profile.
- Unique multi-ribbed understructure support design.

The Yellow Jacket Floor Scale is finished with a durable, non-slip, safety yellow powder coat paint that is easy for forklift operators to see, even in low-light warehouse environments. The scale is constructed of durable Type A36 carbon steel and has a unique multi-ribbed understructure support design. Top access leveling with built-in bubble level. 1/4" thick deck plate with lifting eyebolts. Comes with safety tread deck. Features 1" backlit LCD display. ABS, Black NEMA 12 or SS NEMA 4X enclosure. Includes 25' cable, FB1200 instrument, wall-mounting bracket, quick disconnect and factory calibration. Scale and instrument are "Legal for Trade" in the U.S. and Canada. Legal for Trade approval is contingent upon installation completed by a certified scale technician. FOB Shipping Point.

YELLOW JACKET MILD STEEL FLOOR SCALE				
Product No.	Platform Size	Cap. (lbs.)	Wt. (lbs.)	Price Ea.
H38398	4' x 4'	2500	350	\$2,132.00
H38400	4' x 4'	5000	350	2,132.00

H30256 Optional Safety Tread Ramp, size 4'W x 30"L x 3"H. Wt. 225 (lbs.) Price Ea. \$464.00
H38047 Optional FB1200 Battery Module, Wt. 2 (lbs.) Price \$209.00



Yellow Jacket with Safety Tread Deck and Optional Safety Tread Ramp

Steel surcharge may apply.



FB1200 INSTRUMENT

Indicator features 1", 6-digit, green backlit LCD display that promotes ease of visibility. Features ABS (or stainless steel) enclosure, wall or desk mount.

Aegis® Transport Scale

Easy To Transport

Fairbanks' Aegis® Transport Scale's built-in, two-wheel design, allows for easy portability – just tilt the scale back and move it to the next location. Fairbanks' Aegis® Transport design is totally unique to the drum scale market. You won't find another manufacturer's drum scale that can compete with the Transport's level of portability, rugged design and precision accuracy. These scales come packaged with a FB2250 indicator that includes: a 6-digit, green backlit LCD display that promotes ease of visibility, Stainless Steel Nema 4X enclosure, and can operate on 120VAC power or with 5D cell alkaline batteries. RS232 Output included. Scale and instrument are "Legal for Trade" in the U.S. and Canada. FOB Shipping Point.



1. Take hold of easy grip handle.

2. Use foot to leverage scale backward.



3. Scale easily rolls to desired location. Built-in break point prevents scale from rolling when lowering platform back to level.

AEGIS® TRANSPORT SCALES					
Product No.	Material	Platform Size	Cap. (lbs.)	Wt. (lbs.)	Price Ea.
H97670	Mild Steel	24 x 30 x 1 1/2"	1000	400	\$5,208.00
H97671	Mild Steel	24 x 30 x 1 1/2"	2500	400	5,208.00
H97672	Stainless Steel	24 x 30 x 1 1/2"	1000	415	7,290.00
H97673	Stainless Steel	24 x 30 x 1 1/2"	2500	415	7,290.00
H29265	Optional rechargeable battery, Wt. 15 (lbs.) Price Ea. \$341.00				

GENERAL INDUSTRIAL & COUNTING SCALES



Portable Floor Beam Scale

- A rugged and economical mechanical scale for industrial and commercial weighing.
- Large easy-to-read beam – compact and easy to move.

Features cast iron construction, large weighing platform and wheels. This scale is ideal for a wide variety of general weighing applications. Portable beam scale, aided by sturdy cast iron wheels and a compact design is easily maneuvered even in tight spaces. Large, easy-to-read graduations are on a chrome-plated beam with a brass insert. The open-face poise with pointer clearly shows exact weight. A set screw holds the poise firmly in place when preset. "Legal for Trade" in the U.S. and Canada. Some assembly required. FOB Shipping Point.



Product No.	Cap. (lbs.)	PORTABLE FLOOR BEAM SCALE			Price Ea.
		Description	Platform Size W x D x H	Wt. (lbs.)	
H55652	1000	1000 lb., .5 lb. division size	17.75 x 23.5 x 42.75"	185	\$737.00
H55653	1000	500 kg., .2 kg division	17.75 x 23.5 x 42.75"	185	737.00



1200 Series General Digital Portable Scale

- Low-cost weighing solution.

The 1200 Series BPP Series is a cost-effective solution for basic commercial utility scale applications. Runs on AC or rechargeable battery. Functions include on/off, units, zero, B/G net, tare, print, F1. Large, 2.0" backlit LCD display. Two (2) bidirectional RS232 COM ports. Weighs in lb, kg, oz, g, ton, tonne, and custom units. FOB Shipping Point.

H175354, 1000 x 0.2 lbs., Wt. 195 (lbs.) Price Ea. \$1,822.00

Steel surcharges may apply.

HC-i Counting Scale

The HC-i Series counting scales offer simple and easy operation. With the HC-i series and its accessories, you can easily build an inexpensive inventory control system. The HC-i is cost effective and will improve reliability by eliminating errors and unnecessary repetition during large volume counting jobs. The exclusive Automatic Count Accuracy Improvement (ACAI) automatically corrects errors caused by variation in unit weights and the Audible Weighing Assist (AWA) function alerts you when approaching the target quantity. FOB Shipping Point.

• Simple Operation Mode

By setting only the keys necessary for your operation, you can avoid making any unwanted operational mistakes. This mode is available for zero setting, tare weight cancel setting, and sample counting setting.

• High Internal Resolution & Wide Counting Range

High internal resolution of 1/600,000 (HC-3Ki / 6Ki / 30Ki) or 1/750,000 (HC-15Ki) is enhanced for greater counting accuracy.

• Easy Data Retrieval

It is easy for the user to instantly retrieve article data such as the ID number, unit weight, tare weight and comparator upper/lower limits without any difficulties. It helps to improve the effectiveness and reliability of the operation. Especially effective for multi product lines.

• Large Stainless Steel Weighing Pan

Large articles can be easily placed on the weighing pan. The weighing pan is removable and easy to clean.

• Interface Function

Optional Interface (RS-232C (HC-03i) and RS-232C + Relay Output (HC-04i) allows the user to perform diverse applications with Barcode Printer.

• Barcode Label Printer AD-8125

Prints out a label detailing ID number, unit weight, weight and quantity. You can design your own labels with the UFC function.




Product No.	HC-i COUNTING SCALES		Size	Wt. (lbs.)	Price Ea.
	Capacity (lbs.)	Capacity (kgs.)			
HHC-3Ki	6 lb. x 0.001 lb.	3 kg. x 0.0005 kg.	11.8 x 8.3"	13	\$800.00
HHC-6Ki	15 lb. x 0.002 lb.	6 kg. x 0.001 kg.	11.8 x 8.3"	13	800.00
HHC-15Ki	30 lb. x 0.005 lb.	15 kg. x 0.002 kg.	11.8 x 8.3"	13	800.00
HHC-30Ki	60 lb. x 0.01 lb.	30 kg. x 0.005 kg.	11.8 x 8.3"	13	800.00

PLASTIC PALLETS



Stocked Plastic Pallets

- Stocked plastic pallets available for immediate shipment.
- Made from 100% recycled rigid PVC plastic.
- 2 or 4-way entry with smooth, slip-resistant or non-slip boards.
- Lipped deck boards and stringers available.
- Order assembled or knocked down to reduce freight costs.
- Satisfy all requirements for international shipping.
- Extreme fire and flame resistance.
- Resist contamination (clean under pressure).
- Many major insurance companies offer discounts for using plastic pallets.
- Offer tracking capabilities such as bar coding and RFID.
- Less warehouse injuries (no splinters or rusted nails).
- Longer life span than wood - replacement boards available for repairs.
- Custom sizes available -- call for details.
- FOB Shipping Point.



Custom sizes available -- call for details.

STOCKED PLASTIC PALLETS								
Ltr.	Product No.	Description	Size D x W Hand Wheel Chain x H	Floor Cap. (lbs.)	Fork Cap. (lbs.)	Rackable Cap. (lbs.)	Wt. (lbs.)	Price Ea.
A	H05000092	2-Way Entry - Standard	36 x 32 x 4 1/2"	3000	1500	500	26	\$67.86
B	H05000103	2-Way Entry - Lipped	36 x 36 x 5"	3000	1500	500	30	79.81
C	H05000114	4-Way Entry - Standard	48 x 40 x 4 1/2"	3000	1500	750	41	106.79
D	H05000125	4-Way Entry - Heavy Duty	48 x 48 x 5"	6000	3300	1000	53	133.06
E	H05000136	2-Way Entry - Standard	60 x 42 x 4 1/2"	3000	1500	750	54	133.83
F	H05000147	2-Way Entry - Heavy Duty	96 x 48 x 5"	6000	3000	1500	99	230.41
G	H05000191	4-Way Entry - Heavy Duty	96 x 48 x 5"	6000	3000	1500	99	236.30
H	H05000202	Casters - 2-Way Entry	48 x 40 x 9"	1500	1500	750	50	157.91
I	H05000180	2-Way Entry - Standard	24 x 24 x 4"	1000	500	250	12	29.77
J	H05000246	Casters - 2-Way Entry - Non slip	24 x 24 x 9"	1500	1500	750	27	98.77
K	H05000213	2-Way Entry - Standard	30 x 30 x 4"	1000	500	250	16	40.47
L	H05000224	2-Way Entry - Standard	36 x 36 x 4"	1000	500	250	21	52.74
M	H05000235	2-Way Entry - Standard	18 x 48 x 4"	1000	500	250	16	40.93

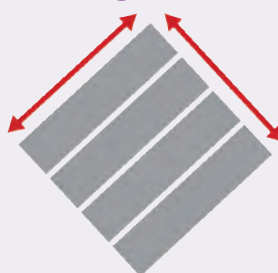
Pallets are made from recycled rigid PVC and will vary in color (shades of gray to black), weight and surface consistency.

No standard pallet fits your needs?


We will BUILD it.



**We deliver
THE PERFECT FIT**



**Don't compromise
CUSTOMIZE**




**We build a pallet for your
SPECIFIC NEEDS
Call for details**



GRAB N GO PALLETS

CUSTOM BUILT[®]
PLASTIC PALLETS
MANUFACTURED BY JIFRAM EXTRUSIONS, INC.



Grab N Go 4-Way Hand Truck Pallets

- Accommodate most hand trucks at all 4 points of entry so operators can quickly "grab and move" the pallet.
- Made from 100% recycled rigid PVC plastic and will vary in color (shades of gray to black), weight, and surface consistency.
- 4-way entry with slip-resistant boards.
- Order assembled or knocked down to reduce freight costs.
- Satisfy all requirements for international shipping.
- Extreme fire and flame resistance.
- Resist contamination (clean under pressure).
- Less warehouse injuries (no splinters or rusted nails).
- Longer life span than wood - replacement boards available.
- Custom sizes available -- call for details.
- Available for immediate shipment.
- FOB Shipping Point.

GRAB N GO 4-WAY HAND TRUCK PALLETS								
Ltr.	Product No.	Description	Size D x W x H	Floor Cap. (lbs.) (static)	Fork Cap. (lbs.) (dynamic)	Rackable* Cap. (lbs.)	Wt. (lbs.)	Price Ea.
A	H05000345	Plastic Pallet, 4-Way Entry	48 x 40 x 6 1/2"	3000	2000	1000	51	\$141.67
B	H05000356	Plastic Pallet, 4-Way Entry	42 x 42 x 6 1/2"	3000	2000	1000	47	\$129.67
C	H05000367	Plastic Pallet, 4-Way Entry	48 x 48 x 6 1/2"	3000	2000	1000	58	\$153.54
D	H05000378	Plastic Pallet, 4-Way Entry	40 x 48 x 6 1/2"	3000	2000	1000	50	\$135.59
E	H05000389	Plastic Pallet, 4-Way Entry	48 x 42 x 6 1/2"	3000	2000	1000	53	\$144.64
F	H05000400	Plastic Pallet, 4-Way Entry	45 x 45 x 6 1/2"	3000	2000	1000	54	\$146.01

*Rackable weight capacities require the pallet bases to be supported in the racking system.



FLAT TOP PALLETS



Stuff falling through the cracks? Not with Flat Top Pallets!

- Protect bagged & printed product from damage caused by items bulging & falling through the cracks.


- Provide a stable platform for ease of storage & transport.
- Meet international shipping requirements.




G




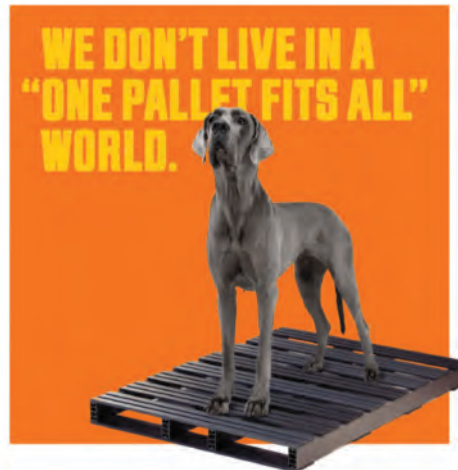
A



B



F



C



E



D

FLAT TOP PALLETS AVAILABLE FOR IMMEDIATE SHIPMENT									
Product Ltr.	Product No.	Description	Size D x W x H	D & S Weight Limits	Floor (static)	Capacity (lbs.) Fork (dynamic)	Rackable **	Wt. (lbs.)	Price Ea.
A	H05000411	Flat Top Pallet, 2-Way Entry	24 x 24 x 4 1/4"	1000/1500	1500	1000	500	18	\$78.71
B	H05000422	Flat Top Pallet, 2-Way Entry	24 x 48 x 4 1/4"	1000/1500	1500	1000	500	32	90.89
C	H05000433	Flat Top Pallet, 4-Way Entry	48 x 24 x 4 1/4"	1000/1500	1500	1000	500	35	107.04
D	H05000444	Flat Top Pallet, 4-Way Entry	48 x 40 x 4 1/4"	1000/1500	1500	1000	500	56	179.03
E	H05000455	Flat Top Pallet, 4-Way Entry	48 x 48 x 4 1/4"	1000/1500	1500	1000	500	64	183.23
F	H05000466	Flat Top Pallet, 4-Way Entry	60 x 60 x 4 1/4"	1000/1500	1500	1000	500	100	426.83
G	H05000477	Flat Top Pallet, 4-Way Entry	96 x 48 x 4 1/4"	1000/1500	1500	1000	500	120	334.44

Some components of the pallets are made from recycled rigid PVC and will vary in color (shades of gray to black).

**Rackable weight capacities require the pallet bases to be supported in the racking system.

No standard pallet fits your needs? We will BUILD it.



PALLETS


48 Hours
to Ship




Plastic Pallets & Skids

- Stackable for efficient space-saving storage.

Made of high-density polyethylene for longer life. Pallets are maintenance free and safer to handle than wooden pallets. Features four-way entry. Serrated deck with holes for drainage. Plastic pallets are ideal for export, pharmaceutical, medical, and food applications. FOB Shipping Point.



HPLPG-4848




HPLPG-4848-HD




HPLPB-4840




HPLP2
Available in Blue,
Yellow, Orange,
Black and Red



HPLPR-4840-ST



HPLPS-4840-9L



HSKID-20




Product No.	Overall Size W x L x H	PLASTIC PALLETS & SKIDS			Fork Opening W x H	Color	Wt. (lbs.)	Price Ea.
		Uniformed Floor (Static)	supported Floor (Dynamic)	weight Cap. (lbs.) Unupported Pallet Rack				
HPLP2-4840-BLUE*	47 1/4 x 39 1/2 x 6"	6600	2200	0	10 1/4 x 3 3/4"	Blue	94	\$179.91
HPLP2-4840-YELLOW*	47 1/4 x 39 1/2 x 6"	6600	2200	0	10 1/4 x 3 3/4"	Yellow	68	179.91
HPLP2-4840-ORANGE*	47 1/4 x 39 1/2 x 6"	6600	2200	0	10 1/4 x 3 3/4"	Orange	68	179.91
HPLP2-4840-BLACK	47 1/4 x 39 1/2 x 6"	6600	2200	0	10 1/4 x 3 3/4"	Black	68	179.91
HPLP2-4840-RED*	47 1/4 x 39 1/2 x 6"	6600	2200	0	10 1/4 x 3 3/4"	Red	68	179.91
HPLPG-4848	47 1/4 x 47 1/4 x 6"	6600	2200	0	12 1/4 x 3 3/4"	Gray	95	249.87
HPLPG-4848-HD*	47 1/4 x 47 1/4 x 6"	8800	2200	0	12 1/2 x 3 3/4"	Gray	110	271.99
HPLPB-4840*	46 1/2 x 39 1/2 x 6"	8800	2200	1320	9 1/8 x 3 1/2"	Black	74	263.93
HPLPR-4840-ST	39 1/4 x 47 1/4 x 6 1/2"	13200	3300	2200	9 7/8 x 4 1/2 / 11 1/2 x 3"	Blue	99	244.88
HPLPS-4840-9L	46 1/2 x 39 x 5 1/2"	8800	2200	1760	13 x 3 1/2 / 12 x 3 1/2"	Blue	75	213.91
HSKID-20	46 1/2 x 39 1/2 x 5 1/2"	3300	660	0	12 1/2 x 3 3/4"	Red	59	79.91


*Not pallet truck usable (not shown).

Plastic Pallet/Skid

This innovative design unites two essential product features; capacity and versatility. Pallet/Skid entry provides 4-way entry, 2-way by pallet truck and 4-way by fork truck. The fork opening is 11 1/2" W. x 3 3/4" H. The skid opening is 10 1/2" W. x 3 3/4" H. Features anti-slide grommets which prevent the pallets from sliding off the forks and each other during transit. Overall size is 39 1/4" x 47" x 6 1/2". FOB Shipping Point.



HPLPS-4840
Top View




HPLPS-4840
Bottom View



Product No.	Uniformed Floor (Static)	Supported Fork (Dynamic)	Weight Cap. (lbs.) Unupported Pallet Rack	Wt. (lbs.)	Price Ea.
HPLPS-4840	8800	2200	0	89	\$257.88

Heavy Duty Solid Deck Steel Pallet

The heavy-duty non-reversible welded steel Solid Deck Pallet are ideal to transport and store products within your facility and/or transport them between facilities. Galvanized finish for rust resistance. Usable fork pockets are 8 1/2"W" x 2 1/2"H". Open end usable size is 35"W" x 3 3/4"H". FOB Shipping Point.



HEAVY DUTY SOLID DECK STEEL PALLET UNIFORM SUPPORTED WEIGHT CAP.						
Product No.	Overall Size W x D x H	Floor (Static)	Fork (Dynamic)	Unsupported Pallet Rack	Wt. (lbs.)	Price Ea.
HSDSP-4048	47 x 39½ x 6½"	4000 lb.	3500 lb.	2500 lb.	80	\$239.91

Steel Pallets with Hot-Dipped Galvanized Finish

- Heavy-duty non-reversible welded steel pallets.
- Usable fork openings are 3" high.

Model HSPL-3636 has a 4-way entry allowing access for both fork and pallet trucks. Models HSPL-4048, HSPL-4248, and HSPL-4848 have a 2-way entry and allow access for fork trucks only.

Hot dipped galvanized finish offers rust resistance for longer life. FOB Shipping Point.

48 Hours
to Ship




HSPL-3636

Product No.	Overall Size W x D x H	Uniform Floor (Static)	Supported Fork (Dynamic)	Weight Cap. (lbs.) Unupported Pallet Rack	Wt. (lbs.)	Price Ea.
HSPL-3636	36 x 36 x 4 1/2"	8000	4000	2200	80	\$159.85
HSPL-4048	40 x 48 x 4 1/2"	8000	4000	2200	100	199.91
HSPL-4248	42 x 48 x 4 1/2"	8000	4000	2200	103	219.88
HSPL-4848	48 x 48 x 4 1/2"	8000	4000	2200	114	229.92

Aluminum Pallets

- Heavy-duty welded aluminum construction.
- Two-way entry for pallet & fork truck use.

This is the pallet that food and chemical industries have always wanted. Easy to clean with a power washer. Stands up to high power steam, brushes, or pads. Features a non-skid surface for easy transportation of all products. Top boards are 4 1/4" wide. Durable and re-usable. FOB Shipping Point.



HAP-4248

Product No.	Overall Size W x D x H	Uniform Floor (Static)	Supported Fork (Dynamic)	Weight Cap. (lbs.) Unupported Pallet Rack	Wt. (lbs.)	Price Ea.
HAP-4048	40 1/2 x 48 x 6"	6000	4000	6000	85	\$398.87
HAP-4248	42 1/2 x 48 x 6"	6000	4000	6000	86	398.99
HAP-4848	48 1/2 x 48 x 6"	6000	4000	6000	89	419.96

MAGNETIC SWEEPERS & FORK COVERS



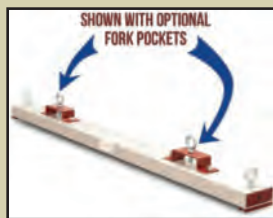
SHIELDS
MAGNETICS
MAGNETS FOR INDUSTRY

TYPE ALT Magnetic Sweepers

- Remove hazardous metal debris and reduce costly downtime.
- Highest strength magnetic assembly encased in aircraft grade aluminum extrusion.
- Bottom mounted wear bars for maximum magnet protection.
- Forged steel suspension eyebolts standard.
- Grade 8 Permanent Magnet.
- Easily mounts to forks with Optional Fork Pockets.
- To clean, simply wipe accumulated metal off with gloved hand or towel.
- FOB Shipping Point.



Type ALT Magnetic Sweeper



TYPE ALT (NO RELEASE)			
Product No.	Size L x W x H	Wt. (lbs.)	Price Ea.
H24ALT	24 x 5 x 2"	28	\$231.00
H36ALT	36 x 5 x 2"	32	\$341.00
H48ALT	48 x 5 x 2"	37	\$396.00
H60ALT	60 x 5 x 2"	40	\$468.00
H72ALT	72 x 5 x 2"	50	\$522.00

HFP Optional Fork Pockets. Price Ea. Pr. \$65.00

AUTO RELEASE TYPE A.R. Magnetic Sweepers

- For use on Smooth Terrain.
- Flip the latch and the release plate falls and drops accumulated metal.
- Same function as the TYPE ALT with an easy clean release feature.
- FOB Shipping Point.



Type AR shown with optional Fork Pockets

AUTO RELEASE TYPE A.R.™ (WITH RELEASE)			
Product No.	Size L x W x H	Wt. (lbs.)	Price Ea.
H24AR	24 x 5 x 2.5"	30	\$308.00
H36AR	36 x 5 x 2.5"	35	\$418.00
H48AR	48 x 5 x 2.5"	40	\$506.00
H60AR	60 x 5 x 2.5"	45	\$589.00
H72AR	72 x 5 x 2.5"	54	\$655.00

HFP Optional Fork Pockets. Price Ea. Pr. \$65.00

Surcharges may apply.



Multi-Surface Magnetic Rake On Wheels

- Snaps up hundreds of fasteners per sweeping.
- Load release feature for easy removal of debris.
- Adjustable sweeping height -- ¾" to 1½" ground clearance.
- Works over a variety of surfaces.
- 7" Cleated, Sealed Bearing Tires.
- Optional Rake Attachment connects quickly.
- FOB Shipping Point.



Shown with optional rake attachment.

MAGNETIC RAKE ON WHEELS				
Product No.	Overall Magnetic Width	Lifting Power (lbs.)	Wt. (lbs.)	Price Ea.
H24"MSM	24"	60	24	\$242.00
H30"MSM	30"	60	28	\$286.00
H36"MSM	36"	60	33	\$319.00
H48"MSM	48"	60	39	\$411.00

HRA Optional Rake Attachment. Available for 30", 36" and 48" models.

Price Ea. \$53.00

"DAGS" MAGNETIC FORK COVERS

- Easy to install or remove in seconds without any mechanical or electrical work.
- Sticks securely to forks.
- Resistant to abrasions, atmospheric agents and oil.
- Rib design provides additional coefficient of friction.
- Stores within easy reach on any flat surface on the forklift.
- Lightweight - does not limit truck rest capacity.
- 70 durometer (shore A) black rubber upper layer, a metal inner core and a bottom magnetic layer.

"Dags" Magnetic Fork Covers are ideal for handling a wide variety of loads. Designed for use in any industrial setting where forklifts are used to lift products that could be damaged from contact with bare forks. Covers protect painted metal, anodized aluminum and wood products as well as holding metal loads securely in place preventing slipping and movement. FOB Shipping Point.



"DAGS" MAGNETIC FORK COVERS				
Product No.	Use With Fork Size	Overall Length	Wt. (lbs.)	Price Ea.
H6538260	4 x 42"	55"	6	\$974.00
H6538262	4 x 48"	61"	7	1,078.00
H6538263	4 x 60"	61"	7.5	1,111.00
H6538265	5 x 48"	61"	9	1,139.00
H6538266	5 x 60"	61"	11	1,209.00
H6538267	5 x 72"	79"	12.5	1,232.00
H6538268	5 x 96"	98½"	25.3	2,475.00
H6538413	6 x 48"	61"	11	1,150.00
H6538414	6 x 60"	61"	13.6	1,205.00
H6538415	6 x 72"	79"	15.8	1,480.00
H6538416	6 x 96"	98½"	31.5	2,475.00


Call for additional available sizes.

PALLET TRUCKS & STACKERS



48 Hours
to Ship

Fork Over Power
Lift & Drive



ELECTRIC STACKER

- Lifts up to 2500 lbs. up to 62".

Fork Over Power Lift & Drive

Electric two 12V motion and lift. Built-in battery charger. Includes non-adjustable forks 27 x 45". Ergonomic handle includes safety system. FOB Shipping Point.

ERGONOMIC
handle
includes
safety system.

ELECTRIC STACKER						
Product No.	Cap. (lbs.)	Fork Size W x L	Max. Height	Battery Type	Wt. (lbs.)	Price Ea.
FORK OVER POWER LIFT & DRIVE						
HPMC-S-FF-137	2500	22 x 45"	137.5"	(2) 12V	1224	11,425.85

High Rise Lift Truck

- Perfect for skids, baskets and work applications.
- Articulating steering wheels for smooth rolling.

Uses electric (12V) pump. Features infinitely adjustable height between the minimum and maximum levels. Robotically welded for precision performance. Includes 2 stage hydraulic cylinder with chrome plated piston. Battery and charger included. FOB Shipping Point.



48 Hours
to Ship

Benefits of Pramac Trucks:

- High quality components
- Manufactured in Italy



High Rise LIFT TRUCK

- Ergonomic lift truck increases worker and machine efficiency and productivity.
- Reduces muscle fatigue and body injuries by bringing material closer to actual worker height.

Heavy loads can be lifted by electric hydraulic power and manually moved without the use of a fork truck. 12V DC power with on-board battery charger standard. Heavy loads can be lifted by electric hydraulic power and manually moved until auto brake engages at approx 8". Push buttons to raise and lower lift are located on power unit. Battery charge indicator gauge now standard on all DC units. FOB Shipping Point.



HIGH RISE LIFT TRUCK						
Product No.	Cap. (lbs.)	Fork Size	Service Range	Operation	Wt. (lbs.)	Price Ea.
HHIPM-2748-DC	2500	27 x 48"	3½" to 31½"	DC Battery	657	\$3,970.96

HIGH RISE LIFT TRUCK						
Product No.	Cap. (lbs.)	Fork Size W x L	Max. Height	Battery Type	Wt. (lbs.)	Price Ea.
HPMC-HIPM-21-DC	2200	21 x 45"	31.5"	(1) 12V	425	\$4,683.85
HPMC-HIPM-27-DC*	2200	27 x 45"	31.5"	(1) 12V	438	5,306.96

*Check availability.

Tote Lifter

- Designed to lift open bottom skids, boxes and baskets.
- Side stabilizers provide balance to the unit when the load is lifted.

Two operations available -- Hand Pump and 12V DC Power with rocker switch to raise and lower. Hand Pump design features an ergonomic pump handle with 2 lifting speeds to accommodate for light or heavy loads. Suffix "SS" for stainless steel construction. FOB Shipping Point.



Hand Pump
HL-220-HD
and HL-270-HD



48 Hours
to Ship

12V DC Powered
HL-220-DC-HD
and HL-270-DC-HD

TOTE LIFTERS						
Product No.	Cap. (lbs.)	Operation	Fork Size W x L	Service Range	Wt. (lbs.)	Price Ea.
HL-220-HD	3000	Hand pump	20 1/2 x 43"	3 1/2 to 31 1/2"	275	\$1,238.88
HL-270-HD	3000	Hand pump	26 3/4 x 43"	3 1/2 to 31 1/2"	290	1,259.85
HL-270-HD-SS	2000	Hand pump	26 3/4 x 45"	3 1/2 to 31 1/2"	310	5,810.92
HL-220-DC-HD*	3000	12V DC powered	20 x 45"	3 1/2 to 31 1/2"	400	3,903.92
HL-270-DC-HD*	3000	12V DC powered	27 x 45"	3 1/2 to 31 1/2"	426	4,062.96
HL-270-DC-HD-SS*	2000	12V DC powered	26 3/4 x 45"	3 1/2 to 31 1/2"	426	8,623.95

*Battery charge indicator gauge now standard.

WIRE MESH PRODUCTS, FORKLIFT ACCESSORIES & ATTACHMENTS



Wire Mesh Containers

- Features the most efficient method for parts storage or work-in process operations.
- Fully collapsible.

Drop gate provides for easy access. Constructed of heavy-duty wire mesh with a reinforced understructure for maximum support. Rated up to 4,000 lbs. Galvanized finish after the welding process for maximum durability and a rust-free life. Custom sizes upon request. FOB Shipping Point.

WIRE MESH CONTAINERS										
Product No.	Description	Stackable Layers	Wire Mesh	Outer Size D x L x H	Inner Size D x L x H	Wire Dia.	Thickness*	Cap. (lbs.)	Wt. (lbs.)	Price Ea.
HCS404836S4-Z	XL Wire Basket	3	2 x 2"	40 x 48 x 42"	38 x 46 x 36"	6.0	2.3mm	4000	166	\$400.00
HCS404830S4-Z	Senior Wire Basket	3	2 x 2"	40 x 48 x 36"	38 x 46 x 30"	6.0	2.3mm	4000	153	\$392.00
HCS324028S4-Z	Medium Wire Basket	3	2 x 2"	32 x 40 x 34"	30 x 38 x 28"	6.0	1.8mm	4000	115	\$300.00
HZR5	Junior Wire Basket	3/4**	1/2 x 1/2"	20 x 32 x 22"	19 x 31 x 16"	2.9	2.3mm	1500	57	\$196.00

Caster option available - call for pricing.

*Support Channel Thickness.

** 3-up to 1500 lbs. ea. load capacity, 4-up to 1100 lbs. ea. load capacity.

Prices subject to change without notice. Call for current pricing.



Surcharge may apply.

Blue Safety Spotlight

- LED DC12-80V, 18W.

Forklift warning lights that easily attach to forklifts. 800 Lumens of brightness with two LED Lights. Mounting hardware included. Mount from the rear side of forklift. Measures 3.5 x 5.5 x 5". FOB Shipping Point.

HIDI-55938 Wt. 2 (lbs.) Price Ea. \$85.00.



Redzone LED Warning Light

- Includes mounting hardware.

- 9 - 64V Voltage.

40% of all forklift accidents involve a pedestrian. Ensure pedestrians stay a safe distance away from the lift truck with the Red-Zone LED Warning Light. The Red-Zone emits a red beam on the floor to keep pedestrians away preventing foot injury or collision from rear end swing. The Red-Zone combined with the Blue Safety Spotlight offers a complete pedestrian warning system for your warehouse. 100,000 hours life expectancy. FOB Shipping Point.

H15RDZ, 6 x 2.25 x 2.75" Wt. 2 (lbs.) Price Ea. \$85.00.



Atlas Fork Truck Extensions

- Made from welded steel.

Retrofit your existing truck to handle large or long loads. OSHA requires extensions do not exceed the length of the forks by more than 50%. Sold in pairs. Factory Quick Ship. FOB Shipping Point.



ATLAS FORK TRUCK EXTENSIONS

Product No.	Size W x L	Fits Fork Width	Wt. (lbs.)	Price Per Pair
HFE4X54	4 x 54"	4"	90	\$304.00
HFE4X60	4 x 60"	4"	96	320.00
HFE4X63	4 x 63"	4"	102	328.00
HFE4X66	4 x 66"	4"	108	336.00
HFE4X72	4 x 72"	4"	114	352.00
HFE4X84	4 x 84"	4"	132	376.00
HFE4X96	4 x 96"	4"	150	408.00
HFE5X54	5 x 54"	5"	104	408.00
HFE5X60	5 x 60"	5"	112	416.00
HFE5X66	5 x 66"	5"	118	432.00
HFE5X72	5 x 72"	5"	132	440.00
HFE5X84	5 x 84"	5"	156	464.00
HFE5X96	5 x 96"	5"	178	496.00
HFE6X60	6 x 60"	6"	128	504.00
HFE6X66	6 x 66"	6"	136	512.00
HFE6X72	6 x 72"	6"	156	520.00
HFE6X84	6 x 84"	6"	180	544.00
HFE6X96	6 x 96"	6"	202	608.00

Atlas Forklift Forks

Forklifts comply with all ITA requirements for use on an ITA Class II 16" carriage and Class III 20" carriage. FOB Shipping Point.

ATLAS FORKLIFT FORKS

"CLASS II"

Product No.	Size H x W x L	Capacity (lbs.)	Wt. (lbs.)	Price Per Pair
HFKI14X4X42	1 1/4 x 4 x 42"	3,000	176	\$552.00
HFKI14X4X48	1 1/4 x 4 x 48"	3,000	204	584.00
HFKI14X4X60	1 1/4 x 4 x 60"	3,000	214	680.00
HFKI12X4X42	1 1/2 x 4 x 42"	4,000	208	568.00
HFKI12X4X48	1 1/2 x 4 x 48"	4,000	230	672.00
HFKI12X4X60	1 1/2 x 4 x 60"	4,000	270	728.00
HFKI12X4X72	1 1/2 x 4 x 72"	4,000	314	800.00
HFKI34X4X42	1 3/4 x 4 x 42"	5,000	230	680.00
HFKI34X4X48	1 3/4 x 4 x 48"	5,000	252	720.00
HFKI34X4X60	1 3/4 x 4 x 60"	5,000	300	784.00
HFKI34X4X72	1 3/4 x 4 x 72"	5,000	348	848.00

"CLASS III"

Product No.	Size H x W x L	Capacity (lbs.)	Wt. (lbs.)	Price Per Pair
HFKI34X5X42	1 3/4 x 5 x 42"	6,000	314	800.00
HFKI34X5X48	1 3/4 x 5 x 48"	6,000	340	824.00
HFKI34X5X60	1 3/4 x 5 x 60"	6,000	406	928.00
HFKI34X5X72	1 3/4 x 5 x 72"	6,000	476	1,016.00
HFK2X5X48	2 x 5 x 48"	8,000	370	880.00
HFK2X5X60	2 x 5 x 60"	8,000	436	992.00
HFK2X5X72	2 x 5 x 72"	8,000	502	1,304.00



Atlas Forklift Rug Rams (Carpet Poles)

Move up to 1500 lbs. of carpet with 2 1/2" dia. high strength steel poles that are replaceable or rotatable. FOB Shipping Point.

ATLAS FORKLIFT RUG RAMS (CARPET POLES)

Product No.	Class	Size	Wt. (lbs.)	Price Ea.
HRP9x2 1/2"	II	2 1/2 x 108"	272	\$1,027.00
HRP10x2 1/2"	II	2 1/2 x 120"	292	1,027.00
HRP12x2 1/2"	II	2 1/2 x 144"	332	1,624.00

Class III available. Call for prices.

Atlas Forklift Load Backrest

Steel Load backrests are designed to prevent the load from falling toward the equipment driver. This allows product to rest against a square, flat surface that makes loading and unloading safe. Up to 48" wide and side bolt only. No holes drilled. Front bolt available for additional \$60.00. Call for custom sizes. FOB Shipping Point. HPGHXW Price Ea. \$260.00.



PALLET TRUCKS

Zenith Pallet Scissor Lift



- This "hi-lift" pallet truck is ergonomically designed to reduce back injuries.
- Eliminates the lifting and bending movements in feeding presses or machines.



Lifts 2200 lbs up to 31" on reinforced forks. 3/8" lowered height. Polyurethane wheels and load rollers make movement easy. Steering wheels

measure 6" x 2"; fork wheels measure 3" x 2". Two bottom rollers automatically brake to the floor when the forks reach a lifting height of 17". Handle features a 3 position-finger-tip

control to raise, lower or neutral. For use with single faced pallets or skids only. FOB Shipping Point.

HZEMSL20½x48ZEPP Fork Size: 20½" x 45". Wt. 310 (lbs.) Price Ea. **\$1,096.00**

HZEMSL27x48ZEPP Fork Size: 27" x 45". Wt. 310 (lbs.) Price Ea. **\$1,096.00**

E-Z Pallet Lift

- Rugged, dependable and affordable.
 - 215° pivot action maneuvers in compact areas.
- Rugged 5500 lb. capacity. Spring-A-Matic handle self returns. Safety designed loop handle includes neutral position and fingertip release. Three position hand lowering control. One piece formed steel "C" channel tapered, reinforced forks. Leak-proof pump. Hard chrome plated ram and piston. Tapered fork ends and pallet entry rollers. Polyurethane wheels and rollers for a quiet and smooth use. Model #HEZ27x48EZVS/W is our steel wheel pallet jack. This unit has steel steer and load wheels. FOB Shipping Point.



E-Z PALLET LIFT			
Product No.	Fork Size	Wt. (lbs.)	Price Ea.
HEZ16x36EZVPP	16 x 36"	145	\$520.00
HEZ20½x36EZVPP	20½ x 36"	165	540.00
HEZ20½x42EZVPP	20½ x 42"	165	540.00
HEZ20½x48EZVPP	20½ x 48"	165	440.00
HEZ20½x60EZVPP	20½ x 60"	240	900.00
HEZ20½x72EZVPP	20½ x 72"	270	1,364.00
HEZ27x36EZVPP	27 x 36"	165	540.00
HEZ27x42EZVPP	27 x 42"	165	445.00
HEZ27x48EZVPP	27 x 48"	165	460.00
HEZ27x60EZVPP	27 x 60"	250	920.00
HEZ27x72EZVPP	27 x 72"	280	1,364.00
HEZ27x96EZVPP	27 x 96"	330	900.00
STEEL WHEEL PALLET JACK			
HEZ27x48EZVS/W	27 x 48"	180	644.00
QUICK LIFT PALLET JACK			
HEZ27x48EZVPPQL	27 x 48"	170	452.00



High Vis E-Z Pallet Lift

- Rugged, dependable and affordable.
- Same dependable features as the E-Z Pallet Lift. Choose from High Vis Green or Pink. FOB Shipping Point.
- HEZ27X48EZVPPLG**, Green, Fork Size: 27 x 48". Wt. 165 (lbs.) Price Ea. **\$472.00**
- HEZ27X48EZVPPPK**, Pink, Fork Size: 27 x 48". Wt. 165 (lbs.) Price Ea. **\$472.00**

Prices subject to change without notice. Call for current pricing.

ATLAS KWIK-WEIGH ELECTRONIC Pallet Truck Scale

Equipped with Rechargeable Battery Pack and Charger

- Fast, efficient 4500 lb. weighing capacity.
- Features 1½"H. LED digit display.

The all in one Pallet Truck with Scale allows product to be weighed while being moved to storage or to the production line service. Scale has 1 lb. resolution with maximum error of +/- .2% of applied load. 4,500 lb. weighing capacity. LB/KG toggle switch and push button tare. English nomenclature on the indicator face. Lowered height of 2.9" makes for easy pallet entry. Raised height is 7.6". Equipped with rechargeable battery pack for a 35 hour continuous operation on a single charge. Portable Electronic Scale Operations include verify incoming and out going freight, batching by weight, drum filling, and inventory control. This is an all purpose mobile scale. Not legal for trade. FOB Shipping Point.

HEZ21X45EZVPPSC
Fork Size 21 x 45". Wt. 375 (lbs.)
Price Ea. **\$2,000.00**

HEZ27X45EZVPPSC
Fork Size 27 x 45". Wt. 390 (lbs.) Price Ea. **\$2,000.00**



LOW PROFILE Pallet Truck

- For use where low under clearance is required.
- 3300 lb. capacity with standard 3-function hand control – raise, neutral, lower. 2" lowered height. FOB Shipping Point.
- HEZ27x48VPS-2LP** Fork size: 27 x 48". Wt. 190 lbs. Price Ea. **\$752.00**
- HEZ20½x48EZVPS2LP** Fork size: 20½ x 48". Wt. 182 lbs. Price Ea. **\$752.00**



STAINLESS STEEL & GALVANIZED Pallet Trucks

- Easy cleaning to meet sanitary requirements.
- Ideal for use in food, chemical or pharmaceutical plants where trucks are required to be washed and sanitary. Available in stainless steel or galvanized design. Stainless steel truck will not rust or corrode and features stainless steel parts. Galvanized model is used where wash down is less frequent or sanitary conditions are not required. These trucks have proven reliability and feature large steer wheels with "ball-thrust" steering, high tensile steel frame and seamless forks. Hard chrome-plated ram and piston. Full adjustable push rods on forks. 230° pivot action makes maneuvering in compact areas easy. Spring-A-Matic handle self returns to vertical position. Only 1 snap ring - 4 pins to remove hydraulic unit and has grease fittings for easy maintenance. Nylon steer wheels and load rollers are standard for easy quiet travel. Tapered fork ends and maintenance free skids for easy entry and exit of pallets. Safety designed loop handle, includes neutral position, and fingertip release. FOB Shipping Point. **HEZ27X48EZVNNSS** Fork Size 27 x 48". Wt. 200 (lbs.) Price Ea. **\$2,512.00**. **HEZ27X48EZVPPGZ** (Poly Wheels) Fork Size 27 x 48". Wt. 180 (lbs.) Price Ea. **\$600.00**.



MANUAL & POWERED STACKERS

Manual Stackers

Designed to meet the most challenging tasks. Ideal for use in various workstation and work place application. Maintenance free and easy to use. *Suffix AA stands for adjustable forks and support legs (works with pallets and skids) while FF stands for fixed forks and support legs (skids only).* FOB Shipping Point.

Manual Hand Winch Stackers feature a heavy duty mast and unique winch design for easier and safer lifting. Lift and lowered by hand winch and steel cable mechanism. $\frac{3}{4}$ " lift per handle revolution.

Manual Hydraulic Hand Pump Stackers are sturdy and compact to fit through most standard doors. Forks are raised by manual hydraulic hand pump operation and released by a lever situated on the handle. $\frac{3}{4}$ " lift per handle pump. *NM stands for narrow mast.*



MANUAL STACKERS							
Product No.	Fork Length	Service Range	Uniform Cap. (lbs.)	Overall Size W x L x H	Operation	Wt. (lbs.)	Price Ea.
HVWS-770-AA	30"	1 $\frac{1}{2}$ to 59"	770	42 $\frac{1}{4}$ x 47 x 78 $\frac{1}{4}$ "	Hand Winch	361	\$1,381.96
HVWS-770-FF	30"	3 $\frac{1}{2}$ to 59"	770	21 $\frac{1}{16}$ x 46 $\frac{3}{16}$ x 78 $\frac{1}{16}$ "	Hand Winch	235	1,352.95
HVHPS-NM-1000-AA	42"	2 to 62"	1000	54 $\frac{3}{4}$ x 47 $\frac{1}{4}$ x 78 $\frac{3}{4}$ "	Hand Pump	650	1,876.95
HVHPS-NM-1000-FF	42"	3 $\frac{1}{2}$ to 62"	1000	27 $\frac{7}{8}$ x 61 $\frac{1}{2}$ x 77 $\frac{3}{4}$ "	Hand Pump	470	1,668.87
HVHPS-2000-AA-17	42"	3 to 17"	2000	60 $\frac{1}{2}$ x 48 x 41"	Hand Pump	490	2,292.96
HVHPS-2000-AA-35	42"	3 to 35"	2000	60 $\frac{1}{2}$ x 48 x 55"	Hand Pump	764	2,499.91
HVHPS-2000-AA	42"	2 to 63"	2000	54 x 62 x 79"	Hand Pump	860	2,733.95
HVHPS-2000-FF	42"	3 $\frac{1}{2}$ to 63"	2000	27 $\frac{7}{8}$ x 60 $\frac{1}{4}$ x 78"	Hand Pump	570	2,296.88
HVHPS-3000-AA-17	42"	2 $\frac{1}{2}$ to 17"	3000	64 x 47 $\frac{1}{4}$ x 49"	Hand Pump	570	2,609.85

Double Mast & Narrow Mast Stackers with Power Lift

Raise and lower loads quickly and easily with this highly efficient, durable lift. Manual push operations with powered lift. Powered with 12V, 140Ah battery, includes 110V charger and battery level gauge. *Suffix AA stands for adjustable forks and support legs (works with pallets and skids) while FF stands for fixed forks and support legs (skids only).*

FOB Shipping Point.



Combination Hand Pump & Electric Stackers

An economical alternative DC powered lift stacker. Ideal for maintenance and commercial applications. This unit can be used as a manual hand pump lift or a DC powered lift. DC unit is made up of 1500 watt motor, 2-12V, 40Ah batteries and 10 amp charger, level gauge and adjustable lowering speed. Forks are 6" wide. Features adjustable forks and support legs. Works with pallets and skids. FOB Shipping Point.



COMBINATION HAND PUMP & ELECTRIC STACKERS						
Product No.	Fork Length	Service Range	Cap. 0 to 63"	Cap. 63 to 98"	Wt. (lbs.)	Price Ea.
HSE/HP-63-AA	42"	2 $\frac{1}{2}$ to 63"	2000 lbs.	—	958	\$5,530.87
HSE/HP-98-AA	42"	2 $\frac{1}{2}$ to 98"	2000 lbs.	1500 lbs.	1108	6,362.96
HSE/HP-118-AA	42"	2 $\frac{1}{2}$ to 118"	2000 lbs.	1500 lbs.	1160	6,467.92

Counter-Balanced Powered Drive Lifts

Ideal for die loading, machine feeding and for loading and unloading trucks. Powered by a 700 watt driving motor and a 2000 watt lifting motor. 12 amp charger. Individual forks are 36 $\frac{3}{4}$ " long. Works with both skids and pallets. Includes rider platform. FOB Shipping Point.



COUNTER-BALANCED POWERED DRIVE LIFTS					
Product No.	Service Range	Cap. 0 to 62"	Cap. 62 to 118"	Wt. (lbs.)	Price Ea.
HS-2CB-62	2 to 62"	2000 lbs.	—	2711	\$15,827.89
HS-2CB-118	2 to 118"	2000 lbs.	1000 lbs.	2800	16,623.92
HS-2CB-42-FK Optional 42L" forks, Wt. 199 (lbs.) Price Ea. \$796.85					

Stacker with Power Drive, Lift & Fork Reach

Ideal for distribution and shipping facilities. Equipped with extendable forks which can reach 25" and lift objects in condensed areas. Features (2) 12V batteries with on-board charger. FOB Shipping Point.



STACKER WITH POWER DRIVE, LIFT & FORK REACH						
Product No.	Fork Size W x L	Service Range	Cap. 2 to 62"	Cap. 62 to 118"	Wt. (lbs.)	Price Ea.
HS-118-AA-FR	26 $\frac{1}{2}$ x 36 $\frac{1}{4}$ "	2 $\frac{1}{2}$ to 118"	Retracted 1500 lbs.	Extended 800 lbs.	1850	\$14,607.85

DOUBLE MAST STACKERS WITH POWER LIFT								
Product No.	Fork Length	Service Range	Cap. 0 to 63"	Cap. 63 to 118"	Cap. 118 to 137"	Cap. 137 to 150"	Wt. (lbs.)	Price Ea.
HSL-63-AA	42"	2 $\frac{1}{2}$ to 63"	2000 lbs.	—	—	—	948	\$5,205.97
HSL-118-AA	42"	2 $\frac{1}{2}$ to 118"	2000 lbs.	1500 lbs.	—	—	1142	5,827.91
HSL-137-AA	42"	2 $\frac{1}{2}$ to 137"	2000 lbs.	1500 lbs.	1000 lbs.	—	1182	6,600.87
HSL-150-AA	42"	2 $\frac{1}{2}$ to 150"	2000 lbs.	1500 lbs.	1000 lbs.	750 lbs.	1192	6,951.87
HSL-63-FF	42"	3 $\frac{1}{2}$ to 63"	2000 lbs.	—	—	—	668	4,659.88
HSL-118-FF	42"	3 $\frac{1}{2}$ to 118"	2000 lbs.	1500 lbs.	—	—	954	5,833.96
HSL-DK Solid Deck to fit over forks, (27 $\frac{3}{4}$ " x 42 $\frac{1}{4}$ "), Wt. 46 (lbs.) Price Ea. \$351.91								

NARROW MAST STACKERS WITH POWER LIFT						
Product No.	Fork Length	Service Range	Cap. 0 to 63"	Cap. 63 to 118"	Wt. (lbs.)	Price Ea.
HSLNM-63-AA	30"	2 to 63"	1000 lbs.	—	530	\$3,894.95
HSLNM15-63-AA	36"	2 to 63"	1500 lbs.	—	686	4,413.93
HSLNM-98-AA	36"	2 to 98"	1500 lbs.	1000 lbs.	798	4,719.93
HSLNM-118-AA	36"	2 to 118"	1500 lbs.	1000 lbs.	912	5,165.92
HSLNM-63-FF	45"	3 $\frac{1}{2}$ to 63"	1000 lbs.	—	598	3,795.97
HSLNM15-63-FF	45"	3 $\frac{1}{2}$ to 63"	1500 lbs.	—	622	4,142.87
HSLNM-118-FF	45"	3 $\frac{1}{2}$ to 118"	1500 lbs.	1000 lbs.	736	4,857.91

LIFTING EQUIPMENT

LYFTEX

LYFTEX Pallet Jacks

- 3-position handle lever - Raise, Lower, Neutral.
- 7" Non-marking Polyurethane Steering Wheels.

- 3" Non-marking Single Polyurethane Load Wheels.
- 210° Turning Radius.

The frame is made of steel and the forks are reinforced to ensure that these trucks will get through the toughest jobs. Equipped with an industrial grade, one piece casted & leak-proof hydraulic pump. Scale Pallet Truck is manufactured using our heavy-duty pallet jack (model: LXHD55) with the addition of the NOBLELIFT Smart Scale instrument. One year limited warranty. FOB Shipping Point.

LYFTEX HEAVY-DUTY PALLET JACKS					
Product No.	Cap. (lbs.)	Fork Size W x L	Lowered Height	Wt. (lbs.)	Price Ea.
HLXHD55-2748	5500	27" x 48"	2.95"	185	\$400.00
HLXHD55-2148	5500	20.5" x 48"	2.95"	180	400.00
PALLET JACK WITH PROGRESSIVE HAND-BRAKE					
HLXHD55-2748HB	5500	27" x 48"	2.95"	190	520.00
HLXHD55-2148HB	5500	20.5" x 48"	2.95"	185	520.00
PREMIUM PALLET JACKS					
HLXP55-2748	5500	27" x 48"	2.95"	175	380.00
HLXP55-2148	5500	20.5" x 48"	2.95"	170	380.00
SCALE PALLET JACKS					
HLXS44-2748	4400	27" x 48"	2.95"	255	1,600.00
HLXS44-2245	4400	22" x 45"	2.95"	245	1,600.00
HEAVY DUTY PALLET JACK WITH 48" LOAD BACKREST					
HLXHD55-2748LBR	5500	27" x 48"	2.95"	225	520.00



LYFTEX High Lift/Scissor Pallet Jacks

- German WAGNER paint system ensures best powder coating and painting quality.

This 2,200 lbs. capacity Scissor Lift Pallet Jack is capable of lifting loads up to 31.5" high. The unit comes with a tall backrest as well as back-leg supports designed for handling larger cargo and added stability. All-steel construction made with high quality and reinforced components ensuring excellent and long-lasting performance. The Semi-Electric with Manual Drive-Power is powered by a 12 volt battery, 1,100 watt lifting power motor and comes standard with a 12V/65 Amp battery and quick-charger. FOB Shipping Point.

Product No.	Description	Fork Size W x L	Lowered Height	Wt. (lbs.)	Price Ea.
HLXX22M-2745	Manual	27" x 45"	3.35"	280	\$880.00
HLXX22M-2145	Manual	20.5" x 45"	3.35"	270	880.00
HLXX22E-2745	Semi-Electric	27" x 45"	2.95"	335	1,900.00
HLXX22E-2145	Semi-Electric	20.5" x 45"	2.95"	325	1,900.00



LYFTEX Semi-Electric Pallet Jacks

- Ergonomic control handle.
- Emergency switch.
- German WAGNER paint system.

Semi-Electric Pallet Jack with electric-powered drive and manual lifting or lowering capability can easily handle 3000 lbs. loads and drive at a speed of up to 3 m/h. It comes standard with a heavy duty 48V/12Ah Lithium battery. Polyurethane wheels. FOB Shipping Point.

Product No.	Fork Size W x L	Lowered Height	Wt. (lbs.)	Price Ea.
HLXE30S-2145	21" x 45"	2.95"	320	\$1,500.00
HLXE30S-2745	27" x 45"	2.95"	330	1,500.00



LYFTEX Easy Mover Pallet Jacks

- Semi-Electric, 3300 lbs. capacity.

A compact electric motorized pallet jack with an innovative design that can be used in tight spaces. Powered by a lithium battery which when it gets discharged, it can be exchanged with a spare one or it can be removed, and the truck can be used as a conventional manual pallet jack. FOB Shipping Point.

Product No.	Fork Size W x L	Lowered Height	Wt. (lbs.)	Price Ea.
HLXE33S-2148	21" x 48"	2.95"	350	\$1,680.00
HLXE33S-2748	27" x 48"	2.95"	365	1,680.00



Equipped with Lithium Battery.

LYFTEX Full-Electric Pallet Jacks

Same great features as the Semi-Electric Pallet Jack. The unit includes a heavy duty Lithium-ion battery with fast charging ability which provides you with more than enough power for continuous work. Controls are conveniently located and easily accessible. FOB Shipping Point.

Product No.	Capacity (lbs.)	Battery	Fork Size W x L	Lowered Height	Wt. (lbs.)	Price Ea.
HLXE25E-2145	2500	24V/20Ah	21" x 45"	2.95"	310	\$1,900.00
HLXE25E-2745	2500	24V/20Ah	27" x 45"	2.95"	325	1,900.00
HLXE33E-2145	3300	24V/20Ah	21" x 45"	2.95"	325	2,100.00
HLXE33E-2745	3300	24V/20Ah	27" x 45"	2.95"	340	2,100.00
HLXE45E-2145	4500	48V/15Ah	21" x 45"	2.95"	415	2,900.00
HLXE45E-2745	4500	48V/15Ah	27" x 45"	2.95"	435	2,900.00



LYFTEX Full-Electric Straddle Stackers

- Adjustable Straddle Legs and Forks.
- Polyurethane Wheels.
- 42" Fork Length.

The unit comes with a 24V DC Motor, built in charger, dual butterfly-style thumb controls with Curtis controller, and more. Ergonomic handle with an Emergency Stop button, raise/lower, and "belly-bump" buttons within immediate finger proximity. FOB Shipping Point.

W/LEAD ACID BATT: 2 x 12V/85Ah CHARGER: 24V/10Ah 110V						W/LITHIUM BATT: 24V/60Ah CHARGER: 24V/25Ah 110V					
Product No.	Cap. (lbs.)	Overall Ht.	Lift Ht.	Wt. (lbs.)	Price Ea.	Product No.	Cap. (lbs.)	Overall Ht.	Lift Ht.	Wt. (lbs.)	Price Ea.
HLXECL22-63	2200	76.2"	63"	1530	\$5,600.00	HLXECL26-74	2600	57"	74"	1690	\$6,300.00
HLXECL22-78	2200	92"	78"	1560	5,800.00	HLXECL26-114	2600	76.2"	114"	1720	6,500.00
HLXECL22-114	2200	76.2"	114"	1690	6,000.00	HLXECL26-126	2600	83"	126"	1750	6,700.00
HLXECL22-126	2200	83"	126"	1730	6,200.00	HLXECL26-142	2600	88"	142"	1800	6,800.00
HLXECL22-138	2200	88"	138"	1760	6,400.00						



63" & 78" Lift Ht.

HLXECL26-114

LIFTING EQUIPMENT



HBALLYPAL33N-21
HBALLYPAL45N-21



HBALLYPAL33N-27
HBALLYPAL45N-27



HBALLYPAL40L

BALLYPAL Fully Electric Pallet Truck



- 33N and 45N - Intergraded pin controller.
- 33N and 45N - Battery discharge indicator.
- 33N and 45N - 3300 lbs. to 4500 lbs. capacity.
- 33N and 45N - Use the latest Lithium Battery technology.
- 33N and 45N - Depleted battery can be swapped out with a spare charged battery in seconds.
- 33N and 45N - On board diagnostics and error codes.
- 40L - Large Capacity 24v.
- 40L - 4000 lbs. capacity.

High quality compact electric motorized pallet truck especially useful in tight spaces, narrow aisles, inside trucks and elevators. Lowered height 3". Fork Width 6.3". FOB Shipping Point.

Surcharge may apply.

BALLYPAL FULLY ELECTRIC PALLET TRUCK									
Product No.	Cap. (lbs.)	Lift Height	Fork Length	Overall Length	Overall Width	Power-Batteries	Wt. (lbs.)	Price Ea.	
HBALLYPAL33N-21	3300	4.5"	48"	60"	21"	24V Lithium	271	\$3,671.14	
HBALLYPAL33N-27	3300	4.5"	45"	60"	27"	24V Lithium	278	3,792.10	
HBALLYPAL45N-21	4500	4.5"	45"	60.5"	21"	48V Lithium	321	4,106.59	
HBALLYPAL45N-27	4500	4.5"	45"	60.5"	27"	48V Lithium	337	4,227.55	
HBALLYPAL40L	4000	4.7"	45"	68"	29"	24V	913	5,661.36	




Self Lifting Stacker


- Well-balanced unique design.
- Robust structure.

Stacker features emergency switch and battery indicator with a built-in charger. Casters include brakes. Forks measure 6.3" in width. 1,100 lbs. load capacity. Fork Length: 43". Fork overall dimensions: 21". Lowered Mast Height: 66". Overall Length/Height/Width: 63"/66"/29". Lift Height: 54" FOB Shipping Point.

HBALLYPALSLS-54, Wt. 717 (lbs).
Price Ea. \$4,860.00




Push pallet onto truck bed.



Raise unit off the ground.



Release the pin and pull out bottom forks.



Raise unit up to truck bed. Push in bottom forks and lock pin.



The unit can now be used/stored inside the truck.

BALLYPAL Semi-Electric Stacker

- 2200 lbs. capacity.
- Adjustable straddles and forks.
- Lockout Key.
- BALLYPAL22AG138 Lift height 138"
- BALLYPAL22AG63 Lift height 63".

Perfect for stacking and repositioning pallets. Stocking and refilling shelves can be done quickly with this easy to use stacker. Manual roll to skid location, electric-hydraulic pump with overload protection then raises the skid to the height desired. Safety screen and key lockout for lift add operator protection and prevent unauthorized use of the lift. FOB Shipping Point.



HBALLYPAL22AG138



HBALLYPAL22AG63

BALLYPAL SEMI-ELECTRIC STACKER											
Product No.	Cap. (lbs.)	Lift Height Max	Lift Height Min	Fork Length	Fork Width	Overall Length	Overall Width	Overall Height	Power-Batteries	Wt. (lbs.)	Price Ea.
HBALLYPAL22AG63	2200	63"	2½"	42"	4"	66½"	46" to 58"	80"	1 x 12V	830	\$4,021.92
HBALLYPAL22AG138	2200	138"	2½"	42"	4"	66½"	46" to 58"	89½"	1 x 12V	1120	4,027.97



HBALLYPAL22MSL63



HBALLYPAL22LSL138



HBALLYPAL35TSL157

BALLYPAL Full Electric Self-Propelled Stacker

- Compact Footprint.
- AC Drive.
- 2200 lbs. to 3500 lbs. capacity.
- Built in charger.
- Key Switch.
- BALLYPAL22MSL63 Mono mast for increased visibility.
- BALLYPAL22LSL138 Duplex mast, 138" lift height.
- BALLYPAL35TSL157 Mesh protection, 157" lift height.

These self-propelled stackers are designed to fill a wide variety of lifting applications. Lifting heights from 63" up to 157". Adjustable forks and straddle legs. Battery status indicator and switch key. FOB Shipping Point.

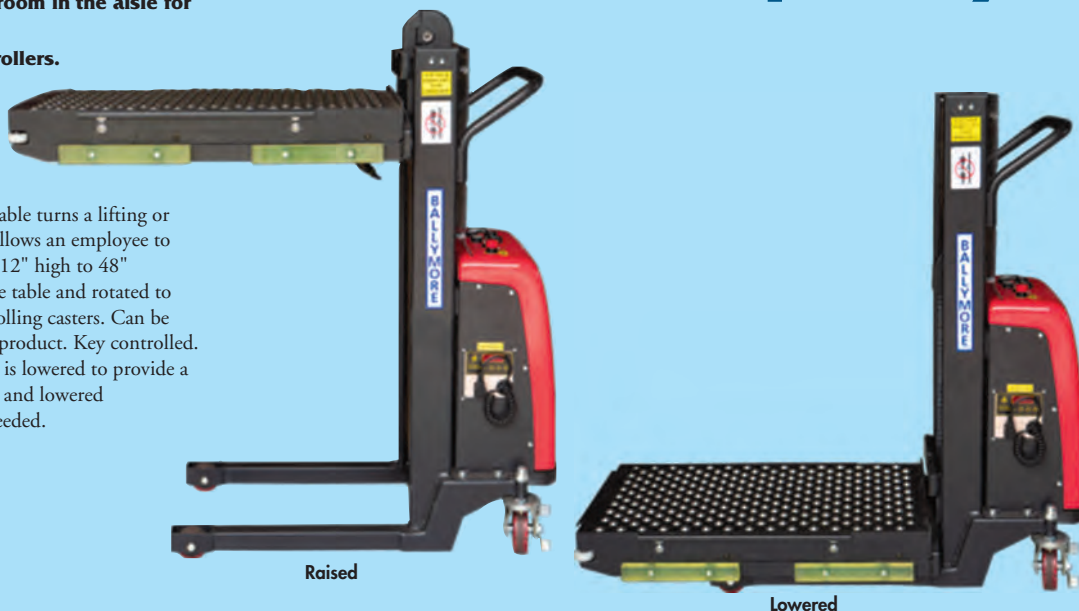
BALLYPAL FULL ELECTRIC SELF-PROPELLED STACKER											
Product No.	Cap. (lbs.)	Lift Height Max	Fork Length	Fork Width	Lower Mast Height	Extended Mast Height	Overall Length	Overall Width	Power-Batteries	Wt. (lbs.)	Price Ea.
HBALLYPAL22MSL63	2200	63"	45"	4"	77"	97"	71"	29"	2 x 12V	1350	\$5,878.66
HBALLYPAL22LSL138	2200	138"	45"	4"	88"	158"	71"	29"	2 x 12V	1655	6,531.84
HBALLYPAL35TSL157	3500	157"	45"	4.7"	75"	176"	82"	46" to 58"	24V	3263	11,975.04

Semi-Powered Ball Transfer Conveyor Table

- Weight capacity - 500 lbs.
- Table dimensions - 20" x 35" (leaves room in the aisle for customer to pass by).
- Table contains multi directional ball rollers.
- The table height - from 12" to 48".
- Footprint - 21" x 53".
- Weight - 500 lbs.
- Overall Height - 51" Lowered.

The Semi-Powered Ball Transfer Conveyor Table turns a lifting or lowering task into a lower risk push or pull. Allows an employee to slide product on or off a shelf anywhere from 12" high to 48" without lifting. Product can be rolled onto the table and rotated to the desired direction with ease. Has smooth rolling casters. Can be used to assist in palletizing/depalletizing heavy product. Key controlled. The balls retract automatically when the table is lowered to provide a secure surface or transport. Balls can be raised and lowered independently of the table height control if needed. FOB Shipping Point.

500 lbs Capacity



Surcharge may apply.

SEMI-POWERED BALL TRANSFER CONVEYOR TABLE								
Product No.	Cap. (lbs.)	Platform Size	Table Height	Base Size	Raised Height	Lowered Height	Wt. (lbs.)	Price Ea.
HBALLYPAL-STK48BC	500	21" x 35"	12" to 48"	21" x 53"	55"	51"	500	\$6,250.00

500 lbs Capacity

Fully Powered BALLYPAL Ball Transfer Table

- Weight capacity - 500 lbs.
- Table dimensions - 31.5" x 36"
- Table contains multi directional ball rollers.
- The table height - from 5" to 72".
- Footprint - 34" x 60".

Fully powered ball transfer conveyor table features conveyor balls that retract automatically when the table is lowered to provide a secure surface for transport. Balls can be raised and lowered independently if needed. This tool turns a lifting or lowering task into a lower risk push or pull. The tool allows an employee to slide product on or off a shelf anywhere from 5" high to 72" without lifting. Can be rolled onto the table and rotated to the desired direction with ease. Perfect for assisting in palletizing/depalletizing heavy product. Key Controlled. FOB Shipping Point.



BALLYPAL BALL TRANSFER TABLE							
Product No.	Platform Max Height	Table L x W	Base Length	Base Height	Load Cap. (lbs.)	Wt. (lbs.)	Price Ea.
HBALLYPAL-STK72BC-DVR	72"	36" x 31.5"	60"	34"	500	1,364	\$9,900.00

PALLET TRUCKS, STACKERS, SCISSOR LIFT TABLES & ELECTRIC FORKLIFTS



Eoslift

Pallet Trucks

• German made seal system.

Robotic welding technology provides for superior finish and overall structural durability. Nylon entry rollers for ease of operation and to help protect load wheels. Standard handle features an ergonomic design improving comfort and reducing fatigue. The reinforced frame ensures the stability and durability of the truck. Fork Width 6.3", Lowered Height 2.9", Raised Height 7.5". Eoslift full powered Electric Walkie Pallet Trucks utilize AC Drive motors, and DC lift motors. Units are equipped with Curtis Controller. Eoslift full powered Electric Walkie Pallet Trucks are precision engineered for the best overall usage and maneuverability. FOB Shipping Point.



		HAND PALLET TRUCK					
Product No.	Description	Cap. (lbs.)	Fork Size W x L	Wheels	Wt. (lbs.)	Price Ea.	
HM25-NS	Narrow & Short	5500	20½ x 36"	Poly	170	\$456.00	
HM25	Standard	5500	27 x 48"	Poly	180	421.00	
HM30	Heavy Duty	6600	27 x 48"	Poly	188	487.00	
HM20Z	Galvanized	4400	27 x 48"	Nylon	180	645.00	
HM20S	Stainless Steel	4400	27 x 48"	Nylon	180	2,010.00	
HM20L	Long	4400	27 x 71"	Poly	278	792.00	
HM20LP	Low Profile	4400	27 x 48"	Poly	185	736.00	
HE20V	w/Scale	4400	27 x 48"	Poly	287	1,410.00	
HE20M	w/Scale Mettler Toledo	4400	27 x 48"	Poly	287	2,115.00	
HE20MP	w/Scale & Printer	4400	27 x 48"	Poly	290	2,255.00	

Additional models available.

		FULL ELECTRIC WALKIE PALLET TRUCKS						
Product No.	Description	Load Cap. (lbs.)	Fork Length	Lowered Height	Raised Height	Wheel Type	Wt. (lbs.)	Price Ea.
HW20	Electric	4400	48"	3.3"	8.1"	Poly	1320	\$5,474.00
HW15E	Electric	4400	27"	3.2"	8"	PU	321	2,930.00

Scissor Lift Pallet Trucks

- Robotic welding technology.
- German made seal system.
- Powerful lifting capacities (Electric).

Constructed for enhanced durability and stability. The frame is enhanced for increased safety. Unit includes an Automatic braking system. The Electric Scissor Lift Pallet Truck is a battery powered lift. The hydraulic mechanism is burst proof with overload protection. Poly wheels. Both units are rated and certified through CE, ISO and UL. FOB Shipping Point.



		SCISSOR LIFT PALLET TRUCK						
Product No.	Description	Cap. (lbs.)	Fork Size W x L	Lowered Height	Raised Height	Ergo Handle	Wt. (lbs.)	Price Ea.
HI10	Single Cylinder	2200	27 x 45"	3.35"	31.5"	A	243	\$1,189.00
HI10E	Electric Single Cyl.	2200	27 x 45"	3.35"	31.5"	A	314	2,650.00
HI15D	Double Cylinder	3300	27 x 45"	3.35"	31.5"	A	228	1,361.00
HI15DE	Electric Double Cyl.	3300	27 x 45"	3.35"	31.5"	A	352	2,778.00

Scissor Lift Table Carts

- Dual brakes.

Great for production lines, loading and unloading goods. Scissor mechanism is made of high strength manganese steel for stability and easy maintenance. Polyurethane wheels for smooth rolling. Hydraulic system increases safety and protects goods. Explosion-proof valve for smooth lowering. Dual brakes for increased safety. Various load capacities and heights available. FOB Shipping Point.



		SCISSOR LIFT TABLE CARTS					
Product No.	Description	Cap. (lbs.)	Raised Height	Lowered Height	Platform Size W x L	Wt. (lbs.)	Price Ea.
HTA15	Manual	330	29.7"	10.2"	17.7 x 27.5"	90	\$469.00
HTA30	Manual	660	35.8"	12.5"	20.5 x 32.1"	172	557.00
HTA50	Manual	1100	39.4"	17"	20.5 x 39.7"	260	678.00
HTA70	Manual	1540	39.3"	17.1"	20.5 x 39.7"	264	913.00
HTAD35	Manual	770	63"	18.5"	20.5 x 39.7"	330	766.00
HTAD80	Manual	1765	56"	18.5"	20.5 x 39.7"	363	1,183.00
HFETA50	Electric	1100	37.4"	18.9"	39.8 x 20.5"	520	2,202.00
HFETA100	Electric	2200	37.4"	20.5"	39.8 x 20.5"	575	2,422.00
HFETA50D	Electric	1100	63.7"	20.5"	39.8 x 20.5"	555	2,574.00
HFETA80D	Electric	1760	57.5"	20.5"	39.8 x 20.5"	615	2,671.00
HWTA10	Electric	2200	66.9"	15.7"	47.2 x 27.6"	1030	4,796.00

Manual, Semi-Electric and Full Electric Adjustable Base Legs

- Straddle Stackers.
- German made seal system.
- Padded ergonomic handles.

The Manual Stacker #HH10J is constructed of structural steel for enhanced durability and stability. It is ideal for small spaces and narrow aisles.

The Semi-Electric Straddle Stacker #HS15J30 is a battery operated power stacker. The hydraulic mechanism is burst proof with overload protection. Ideal for small spaces and narrow aisles.

Full Electric is self-Propelled Straddle Pallet Stacker utilize AC drive motors, and DC lift motors. Units are equipped with a Curtis Controller. Available in a single stage or double stage mast with heights from 63" to 118". FOB Shipping Point.



Better

HS15J30 Semi-Elec Stacker



Best

HT15J Electric Stacker

Product No.	Description	Load Cap.	Fork Length	Lowered Height	Raised Height	Wheel Type	Mast Ht.	Wt. (lbs.)	Price Ea.
HH10J	Manual	2200	42"	1.4"	63"	Poly	81"	759	\$2,411.00
HS15J30	Semi-Elec	3300	45"	1.4"	118"	Poly	81"	990	4,553.00
HT15J	Full Electric	2646	42"	2.2"	141"	Poly	96"	1859	7,180.00

Counterbalance Forklifts

- Choose from 3 or 4 wheel forklift.

Features 3.54" mast ground clearance and a 118.11" raised height. Mast height measures 78.54". Base model - other sizes available. FOB Shipping Point.



		COUNTERBALANCE FORKLIFTS				
Product No.	Description	Load Cap. (lbs.)	Fork Length	Wheel Type	Wt. (lbs.)	Price Ea.
HCPDS16	3-wheel	3527	42.12"	Solid Rubber Tires	6725	\$30,000.00
HCPDS20	3-wheel	4400	42"	Solid Rubber Tires	7055	31,000.00
HCPD25	4-wheel	5500	42.12"	Pneumatic Tires	7936	32,000.00

Order Picker

- Polyurethane wheels.

Features a 1.96" mast ground clearance with a raised height of 108.66". Mast height measures 90.55". Base model - other sizes available. FOB Shipping Point.



		ORDER PICKER		
Product No.	Load Cap. (lbs.)	Fork Length	Wt. (lbs.)	Price Ea.
HLHA10	2200	42.12"	5490	\$32,000.00

POWERED PALLET TRUCK




HAMACO Industries Corporation

E-Fork Powered Pallet Truck

Improve safety, productivity and job satisfaction.

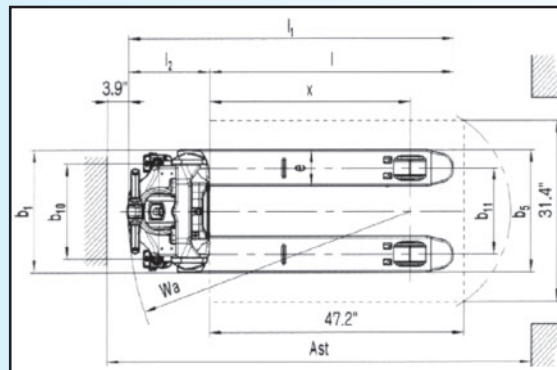
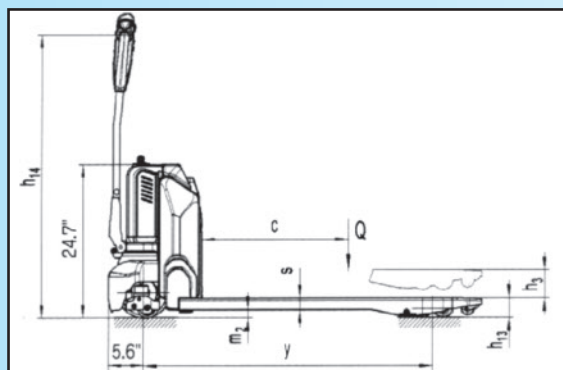
- Smart Design
- Robust
- Safety
- Ergonomic
- High Performance
- Maintenance Friendly

New E-Fork offers a powerful solution for those tight spaces. Unlike previous pallet forks, the E-Fork offers a turning radius of just 50.1/52.3" with forks lifted / lowered making the truck extremely compact and ideal for confined spaces. The ergonomically designed handle, with its soft grips, provides for comfortable daily operation. All buttons are large and easy to reach, even when wearing gloves.



The E-Fork comes equipped with a maintenance-free lithium battery. The battery has two charging options, fast charging and opportunity charging. The battery is **LITE WEIGHT** (only 10 lbs.) and can be swapped with a second battery, by one person in less than 10 seconds wherever the E-Fork is located (no battery changing station necessary).

The E-Fork's ease of use, smart controls, ergonomic design, safety features, high performance and low maintenance will make this your new go-to pallet jack. FOB Shipping Point.



POWERED PALLET TRUCK						
Product No.	Load Cap. (lbs.)	Overall Size L x W	Lowered Height	Tires	Wt. (lbs.)	Price Ea.
HHPT-12N	2645	60.2 x 21.2"	3.1"	Polyurethane	271	\$3,388.00
HP-BTRY-HPTE, Additional Battery, Wt. 10 (lbs.), Price Ea. \$333.33						
HP-CHARGER-HPTE, Additional Charging Cable, Wt. 5 (lbs.), Price Ea. \$217.50						

INDUSTRIAL DUTY PALLET JACKS



48 Hours
to Ship



96" L. Pallet Jack



Low Profile 48" L. Pallet Jack



Deluxe Pallet Jack

Deluxe & Low-Profile Pallet Jack

- An economical way to move heavy pallet loads without the use of a fork truck.
- Includes 2 articulating steering wheels and 2 front load rollers.

Steering wheels include precision bearing and dust covers for added life.

Nose wheels are located on the front edge of each fork to assist in clean pallet entrance and exit. 2 entry wheel facilitate easy entry and 2 exit rollers make disengagement much smoother. Reinforced triple-formed forks. Internally mounted solid steel adjustable push rods. Spring loaded loop handle automatically returns to vertical position when not in use. Hydraulic pump design facilitates easy-access seal replacement. Chrome plated hydraulic pump piston for long seal life. Red baked-in powder-coated toughness. FOB Shipping Point.

Galvanized Pallet Jacks

- Designed for corrosive or wet environments.
- Full featured design for rough conditions.

Designed for chemical, pharmaceutical and washdown applications. 5500 lb. capacity. Fork size: 27"W. x 48"L. Service range is 2 1/4" to 7 3/4". FOB Shipping Point.
HPM5-2748-S-G Wt. 197 (lbs.) Price Ea. \$911.91

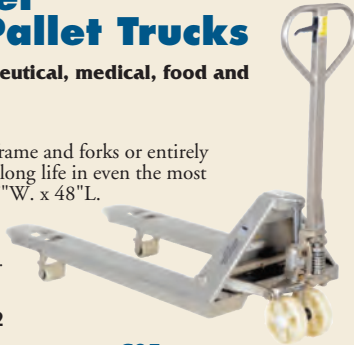


Stainless Steel (Type 304) Pallet Trucks

- Ideal for sanitary, pharmaceutical, medical, food and wet environments.
- Durable 5500 lb. capacity.

Choose either 304 stainless steel frame and forks or entirely 304 stainless steel pallet truck for long life in even the most harsh environments. Fork size: 27"W. x 48"L. Service range is 2 1/4" to 7 3/4". FOB Shipping Point.

HPM5-2748-SFF SS Frame & Forks.
Wt. 194 (lbs.) Price Ea. \$2,326.91
HPM5-2748-SS SS Type 304.
Wt. 225 (lbs.) Price Ea. \$3,799.92



Super Low Profile Pallet Truck

- Ideal for skids and low profile pallets.
- Heavy duty welded steel construction.

Features 1 1/2" lowered height for extra low profile skids or pallets. Fingertip lever switch for raise, lower and neutral operation. Rubber cushioned handle grip.

Red baked-in powder-coated toughness. Lowered height measures 1 1/2". FOB Shipping Point.



Product No.	Cap. (lbs.)	Fork Size W x L	Service Range	Wt. (lbs.)	Price Ea.
HPM2-2044-SLP	2200	21 x 44"	1 1/2" - 3 3/4"	290	\$1,140.95

Electric Pallet Truck

The Electric Pallet Truck's compact, smart, and light weight design is suitable for a variety of low duty applications in warehouses or delivery applications. Low service weight is ideal for tail lift use. Designed for downtown deliveries. It has a low noise, high quality, Italian drive motor. Robust design. All parts are easily accessible and easy to maintain. Non-marking rubber drive wheel gives better traction. It is equipped with two (2) powerful 45Ah maintenance free AGM batteries. Fast and easy battery exchange. Storage bins included on both sides of the truck. Effortless operation and low turning radius. Ergonomic tiller with battery indicator. FOB Shipping Point.



ELECTRIC PALLET TRUCK					
Product No.	Fork Size W x L	Service Range	Capacity	Wt. (lbs.)	Price Ea.
HEPT-2748-26	27 x 48"	3.2 To 7.8"	2600 lbs.	794	\$5,917.95

DELUXE PALLET JACKS					
Product No.	Fork Size W x L	Cap. (lbs.)	Lowered Height	Wt. (lbs.)	Price Ea.
HPM4-2796	27" x 96"	4000	2 1/2"	382	\$998.99
HPM5-2748	27" x 48"	5500	2 1/2"	210	\$599.96
HPM5-2048	20 1/2" x 48"	5500	2 1/2"	210	\$499.96

LOW PROFILE PALLET JACKS					
Product No.	Fork Size W x L	Cap. (lbs.)	Lowered Height	Wt. (lbs.)	Price Ea.
HPM4-2048-LP	20 1/2" x 48"	4000	1 1/2"	229	\$699.95
HPM4-2748-LP	27" x 48"	4000	1 1/2"	253	\$765.96
HPM4-3348-LP	33" x 48"	4000	1 1/2"	271	\$846.95

Pallet Jack With Scale

- Digital scale allows weighing of load on the spot for maximum efficiency.
- Uses heavy-duty steel construction for maximum strength and durability.

User friendly and suitable for low height lifting. Built-in scale allows weighing of load while it is being handled. Scale is selectable in a variety of increments to adjust to the size of your load. Keyboard calibration and functional setup with automatic zero capabilities. Digital filtering is used to help compensate for vibration and motion for smoothness and accuracy. Each fork is 7" in width. Scale factory calibrated for shipping destination. AC Adaptor is included. FOB Shipping Point.



Product No.	Description	Cap. (lbs.)	Fork Size W x L	Service Range	Wt. (lbs.)	Price Ea.
HPM-2048-SCL-LP	Low Profile w/Scale	5000	22 1/2" x 48"	3 - 7 1/2"	335	\$2,498.91
HPM-2748-SCL-LP	Low Profile w/Scale	5000	27 1/2" x 48"	3 - 7 1/2"	335	\$2,919.95



ELECTRIC PALLET TRUCKS



Fully Powered Electric Pallet Trucks

Easy, efficient and safe operating features. Includes fingertip raise and lower buttons. Easy-to-operate throttle for forward and reverse direction. Throttle offers infinite forward and reverse speeds. Includes battery charger, horn and safety belly reverse button. Runs off 24V batteries. The truck rolls smoothly on poly-on-steel steer and load wheels. FOB Shipping Point.

3,000 and 3,300 pound units use (2) 12V batteries. 3-4 hour operation at full charge. 4,500 pound units use (4) 6V batteries. 6-7 hour operation at full charge.



48 Hours to Ship



ELECTRIC PALLET TRUCKS						
Product No.	Uniform Cap. (lbs.)	Fork Size W x L	Service Range	Overall Size W x L x H	Wt. (lbs.)	Price Ea.
HEPT-2047-30	3300	20 x 47"	3.2 to 7.8"	28 1/4 x 64 x 48"	742	\$5,899.96
HEPT-2547-30	3300	25 x 48"	3.1 to 7.8"	28 1/4 x 64 x 48"	742	\$5,923.97
HEPT-2048-45	4500	22 x 48"	3.4 to 7.8"	30 1/4 x 76 x 52"	1116	\$7,998.89
HEPT-2748-45*	4500	27 x 48"	3.2 to 8.2"	30 1/4 x 76 x 52"	1116	\$8,312.91
HEPT-2796-45*	4500	27 x 96"	3.2 to 8.2"	30 x 125 x 51"	1582	\$11,295.87

HEPT-45-RP-KIT Optional Rider Platform available on 4500 lb. capacity units only, field installed

Wt. 20 (lbs.) Price Ea. \$277.91

*Rider Platform comes standard

Electric Pallet Trucks with Scale

Verify inbound and outbound freight right on your pallet truck and then move your loads with ease. LCD Scale with 1/2" high characters and 5 function keys (ZERO, TARE, NET/GROSS, PRINT, LB./KG.). Displays weight in 1 lb. increments within trucks rated capacity. Scale display operates on (6) AA batteries. Raise and lower loads with a push of a button. FOB Shipping Point.



48 Hours to Ship



ELECTRIC PALLET TRUCKS WITH SCALE						
Product No.	Uniform Cap. (lbs.)	Fork Size W x L	Service Range	Overall Size W x L x H	Wt. (lbs.)	Price Ea.
HEPT-2547-30-SCL	3000	25 x 47"	3 3/4 to 8"	28 1/2 x 66 x 49"	789	\$8,621.85
HEPT-2748-45-SCL	4500	27 x 48"	3 3/4 to 8"	30 1/4 x 76 1/2 x 51 3/8"	1178	\$10,606.87
HEPT-45-RP-KIT Optional Rider Platform, field installed Wt. 20 (lbs.) Price Ea. \$277.91						
HEPT-SCL-PT Optional Printer, Wt. 3 (lbs.) Price Ea. \$584.91						

Electric Pallet Truck

Smart design, high performance, maintenance friendly and compact body design. Multi-function handle with integrated PIN code LCD display, emergency reverse, raise-lower buttons, horn, turtle speed button, and forward-reverse butterfly knobs. LCD display features battery charge indicator, operating hour counter, and on-board diagnostic via error code. Unique auto sensor slows down the truck speed by 50% on sharp turns. Unit can operate when handle is in up position. (UP-RIGHT Driving). Equipped with a maintenance free 24V/20Ah lithium ion battery. Battery pack is interchangeable for continuous usage. Additional battery packs are available. FOB Shipping Point.



ELECTRIC PALLET TRUCK						
Product No.	Uniform Cap. (lbs.)	Fork Size W x L	Service Range	Overall Size W x L x H	Wt. (lbs.)	Price Ea.
HEPT-2745-33	3300	27 x 45"	3 1/2 to 7 1/2"	27 x 63 1/2 x 46"	375	\$4,416.92
HEPT-2745-33-BATT Additional Battery Pack, Wt. 13 (lbs.) Price Ea. \$810.99						

Electric Pallet Truck

Compact body design and light service weight makes it suitable to use in tight areas and low-duty applications. Multi-function ergonomic handle with emergency reverse, battery indicator, raise/lower buttons, horn, and forward/reverse butterfly switch. Handle returns to vertical position automatically when released. Unit can be operated when handle is in up position (up-right driving). Equipped with maintenance free 24V/20Ah lithium ion battery. Battery is interchangeable for continuous usage. FOB Shipping Point.



Multifunction Handle (Battery Level Indicator)



Quick change lithium battery pack

ELECTRIC PALLET TRUCK						
Product No.	Uniform Cap. (lbs.)	Fork Size W x L	Service Range	Overall Size W x L x H	Wt. (lbs.)	Price Ea.
HEPT-2748-30	3000	27 x 48"	3 1/2 to 7 1/2"	27 x 63 1/2 x 51 1/2"	364	\$3,301.99
HEPT-2748-30-BATT Additional Battery Pack, Wt. 12 (lbs.) Price Ea. \$765.85						

Powered Drive Low Cost Electric Pallet Truck

Semi-electric pallet truck with quick lift (powered drive, manual lift) and controlled (slow) lowering. Say good bye to your manual pallet truck! Multi-function ergonomic handle with emergency reverse, battery indicator, horn, and forward/reverse butterfly switch. Unit can be operated when handle is in up position (Up-right driving). Equipped with maintenance free 24V/20Ah lithium ion battery. Battery is interchangeable for continuous usage. FOB Shipping Point.



Multifunction Handle



Quick Lift Pump



Quick change lithium battery pack



ELECTRIC PALLET TRUCK						
Product No.	Uniform Cap. (lbs.)	Fork Size W x L	Service Range	Overall Size W x L x H	Wt. (lbs.)	Price Ea.
HEPT-S-2748-30-QL	3000	27 x 48"	3 1/2 to 7 1/2"	27 x 63 1/2 x 51 1/2"	324	\$2,630.91
HEPT-2748-30-BATT Additional Battery Pack, Wt. 12 (lbs.) Price Ea. \$765.85						

PALLET JACKS

NOBLELIFT
WHY CHOOSE BETWEEN PRICE AND QUALITY IF YOU
CAN HAVE BOTH

Premium Pallet Jacks

• Variety of options in wheels, as well as fork dimensions.

Top class range of pallet trucks with excellent ergonomic design. The ideal storage aid for all variety of manual transport tasks over short distances in stores, warehouses and factory plants. Reliable, sturdy and torsion-resistant due to their extremely strong high-quality steel. Our German WAGNER paint system ensures excellent powder coating and high paint quality. All pivot points are greased for excellent maneuverability and effortless steering. Chromed bearing bushes and joints ensure quiet running application and particularly long service life. Equipped with high quality, galvanized one-piece hydraulic pump, adjustable lowering speed and overload valve. Standard tapered fork ends, pallet entry and exit rollers and non-marking polyurethane steer and load wheels (HAC55-2748NW features nylon wheels).

FOB Shipping Point.

PREMIUM PALLET JACKS							
Product No.	Fork Size W x L	Wt. Cap. (lbs.)	Lowered Height	Wt. (lbs.)	Price Per Unit (Fully Assembled)	Crated Qty.	Price Per Unit* (Purchased by Crate)
HAC55-2748	27 x 48"	5500	2.95"	175	\$400.00	6	\$380.00
HAC55-2748NW	27 x 48"	5500	2.95"	175	440.00	6	420.00
HAC55-2742	27 x 42"	5500	2.95"	170	400.00	6	380.00
HAC55-2736	27 x 36"	5500	2.95"	165	400.00	6	380.00
HAC55-2148	21 x 48"	5500	2.95"	165	400.00	6	380.00
HAC55-2142	21 x 42"	5500	2.95"	160	400.00	6	380.00
HAC55-2136	21 x 36"	5500	2.95"	155	400.00	6	380.00
HAC55-1836	18 x 36"	5500	2.95"	150	440.00	4	420.00
HAC55-1848	18 x 48"	5500	2.95"	160	440.00	4	420.00
HAC66-2748	27 x 48"	6600	2.95"	185	480.00	6	460.00

*Add -CRATED to Product No.



Economy Pallet Trucks

• Economical but reliable.

This compact and low maintenance pallet truck is easy to operate and can handle loads up to 5500 lbs. A great tool for business that need a reliable tool and are on a tight budget. Equipped with a high performance, leakproof pump that includes an overload bypass valve. Standard tapered fork ends, pallet entry rollers and non-marking polyurethane steer and load wheels. FOB Shipping Point.

ECONOMY PALLET TRUCKS							
Product No.	Fork Size W x L	Wt. Cap. (lbs.)	Lowered Height	Wt. (lbs.)	Price Per Unit (Fully Assembled)	Crated Qty.	Price Per Unit* (Purchased by Crate)
HDF55-2748	27 x 48"	5500	2.95"	165	\$380.00	6	\$360.00
HDF55-2148	21 x 48"	5500	2.95"	155	380.00	6	360.00

*Add -CRATED to Product No.

Special Application Pallet Trucks

• For use in construction zones, wet and corrosive environments.

If you're looking for a pallet truck that will be used in a construction zone, a wet and corrosive environment, or even to carry big rolls and reels your search stops here. Noblelift supplies a wide variety of special application pallet jacks to perform under abnormal and harsh conditions. If you don't see it listed below, ask us. We probably already manufacture it.

FOB Shipping Point.

SPECIAL APPLICATION PALLET TRUCKS						
Product No.	Description	Fork Size W x L	Weight Cap. (lbs.)	Lowered Height	Wt. (lbs.)	Price Ea.
HAC55-2748SW	All Steel Wheels Pallet Jack	27 x 48"	5500	2.95"	175	\$440.00
HACF44-2748	Quick Lift Pallet Jack	27 x 48"	4400	2.95"	175	480.00
HACR44-3348-2431	24"-31" Diam. Roll/Reel Carrier	33 x 48"	4000	N/A	330	840.00
HACR44-4048-3247	32"-47" Diam. Roll/Reel Carrier	40 x 48"	4000	N/A	360	860.00
HACR44-4548-4863	48"-63" Diam. Roll/Reel Carrier	45 x 48"	4000	N/A	380	1,100.00
HACZ44-2748	Galvanized Pallet Jack	27 x 48"	5500	2.95"	175	620.00
HACZ44-2736	Galvanized Pallet Jack	27 x 36"	5500	2.95"	165	620.00
HAC544-2748	Stainless Steel Pallet Jack	27 x 48"	5500	2.95"	200	2,100.00



Low-Profile Pallet Trucks

Your inexpensive solution to handle pallets and containers that sit lower to the ground, with minimum clearance between 1.4 and 2 inches. FOB Shipping Point.



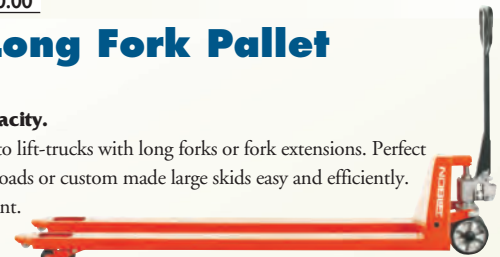
LOW-PROFILE PALLET TRUCKS						
Product No.	Description	Fork Size W x L	Weight Cap. (lbs.)	Lowered Height	Wt. (lbs.)	Price Ea.
HAC-LOW44-2748	Low Profile	27 x 48"	4400	2"	185	\$500.00
HAC-LOW44-2148	Low Profile	21 x 48"	4400	2"	175	500.00
HAC-UL22-2744	Ultra Low Profile	27 x 44"	2200	1.4"	190	780.00
HAC-4WAY-3348	Four Way	33 x 48"	4400	2"	200	620.00

Extra-Long Fork Pallet Trucks

• 4400 lbs. capacity.

Ideal replacement to lift-trucks with long forks or fork extensions. Perfect for moving bulky loads or custom made large skids easy and efficiently.

FOB Shipping Point.



EXTRA-LONG FORK PALLET TRUCKS				
Product No.	Fork Size W x L	Lowered Height	Wt. (lbs.)	Price Ea.
HACL44-2160	21 x 60"	2.95"	225	\$560.00
HACL44-2760	27 x 60"	2.95"	235	560.00
HACL44-2172	21 x 72"	2.95"	260	640.00
HACL44-2772	27 x 72"	2.95"	270	640.00
HACL44-2180	21 x 80"	2.95"	290	680.00
HACL44-2780	27 x 80"	2.95"	300	680.00
HACL44-2198	21 x 98"	2.95"	330	1,240.00
HACL44-2798	27 x 98"	2.95"	340	1,240.00
HACL44-21118	21 x 118"	2.95"	380	1,400.00
HACL44-27118	27 x 118"	2.95"	390	1,400.00

LIFTING EQUIPMENT

NOBLELIFT
WHY CHOOSE BETWEEN PRICE AND QUALITY IF YOU CAN HAVE BOTH

Scale Pallet Trucks

• High quality pallet trucks.

Our high-quality pallet trucks with built-in scales allow the user to weigh and transport loads with ease and labor efficiency by using one piece of equipment for both applications. The HSAC44 model is equipped with a highly accurate Mettler Toledo scale instrument and it's recommended to those that are looking for general but high weigh precision functionality. It is powered by a rechargeable lead-acid battery pack. Accuracy: +/-0.2% of applied load. The HNTEP model is LEGAL FOR TRADE certified and it is equipped with the latest RAVAS scale instrument with WiFi and Bluetooth connectivity capabilities. It's powered by a high-capacity lithium battery pack with 75 hours of autonomy. Accuracy: +/-2%. FOB Shipping Point.



SCALE PALLET TRUCKS						
Product No.	Description	Fork Size W x L	Wt. Cap. (lbs.)	Lowered Height	Wt. (lbs.)	Price Ea.
HSAC44-2148	Pallet Truck w/Mettler Toledo Scale Instrument	22.5 x 48"	4400	2.95"	285	\$2,000.00
HSAC44-2748	Pallet Truck w/Mettler Toledo Scale Instrument	27.8 x 48"	4400	2.95"	300	2,000.00
HNTEP-2148	HNTEP Certified Pallet Truck	22 x 48"	5000	3"	245	3,000.00
HNTEP-2748	Equipped with High-Accuracy Bluetooth & WiFi Scale Instrument	27 x 48"	5000	3"	250	3,000.00



High Lift/Scissor Lift Pallet Trucks

• 3300 lbs. capacity.

This pallet truck's ergonomic design and 32 inches maximum raised height helps to prevent back injuries from bending and heavy lifting. It can be used as a portable workstation in different applications. Equipped with back-leg supports to provide additional stability when the load is raised. A locking mechanism is also applied when the truck reaches a raised height of 16" in order to supply extra safety. To be used with open bottom pallets. Closed bottom pallets can be placed directly on the top of the forks. FOB Shipping Point.

HIGH LIFT/SCISSOR LIFT PALLET TRUCKS					
Product No.	Description	Fork Size W x L	Lowered Height	Wt. (lbs.)	Price Ea.
HSLP33-21	Manual	21 x 45"	3.5"	245	\$900.00
HSLP33-27	Manual	27 x 45"	3.5"	275	900.00
HDGB33-21	Semi-Electric (Power Raise & Lower)	21 x 43"	3.5"	330	2,100.00
HDGB33-27	Semi-Electric (Power Raise & Lower)	27 x 43"	3.5"	345	2,100.00

Semi-Electric Pallet Jacks

- 3000 lb capacity.
- Great for use in tight spaces.
- Semi-Electric with Li-Ion Battery (Power Drive - Manual Lift)

A compact electric motorized pallet jack with an innovative design that can be used in tight spaces such as delivery trucks, elevators and narrow aisles. When the battery gets discharged, it can be easily and quickly exchanged with a spare one. FOB Shipping Point.

Equipped with Lithium Battery



Product No.	Fork Size W x L	Overall Size L x W x H	Lowered Height.	Wt. (lbs.)	Price Ea.
HSPTE33Li-2145	21 1/4 x 45"	70 x 22 x 55"	2.95"	375	\$1,800.00
HSPTE33Li-2748	27 x 48"	70 x 27 x 55"	2.95"	375	1,800.00

Fully Electric Powered Pallet Truck

- Smart lithium battery for fast charging and opportunity charging, no maintenance needed.

The new ATOM Lithium powered electric pallet truck is designed under the current industrial trend of light duty and Lithium power solution. Its compact and smart design with a target to minimize the cost in manufacturing to offer a more affordable powered light duty material handling solution. The frame of the truck is surrounded and made from high quality steel giving the truck structural integrity to ensure longevity while protecting the components. FOB Shipping Point.



Product No.	Fork Size W x L	Cap. (lbs.)	Lowered Height	Wt. (lbs.)	Price Ea.
HPTE28Q-2145	21.25" x 45"	2800	3"	290	\$2,000.00
HPTE28Q-2745	27" x 45"	2800	3"	300	2,000.00
HPTE33Q-2145	21.25" x 45"	2800	3"	310	2,200.00
HPTE33Q-2745	27" x 45"	2800	3"	320	2,200.00
HPTE33N-2145	21" x 45"	3300	3.1"	270	2,600.00
HPTE33N-2745	27" x 45"	3300	3.1"	280	2,600.00
HPTE45N-2145	21" x 45"	4500	3.1"	328	3,800.00
HPTE45N-2745	27" x 45"	4500	3.1"	338	3,800.00


Pallet Jack Chock

- Prevent pallet jacks from rolling.

Designed to prevent pallet jacks from rolling on uneven floors or inside moving trucks and trailers. FOB Shipping Point.

PALLET JACK CHOCK				
Product No.	Description	Size L x W x H	Wt. (lbs.)	Price Ea.
HPT-CHOCK	Pallet Jack Chock	14 x 12 x 2"	4	\$24.00

Add a chock to any NOBLELIFT pallet jack order for only \$14



STACKERS & SCISSOR LIFT TABLES

NOBLELIFT
WHY CHOOSE BETWEEN PRICE AND QUALITY IF YOU
CAN HAVE BOTH



Manual, Semi-Electric and Fully Electric Stackers

- Equipped with adjustable forks and straddles.

Sturdy, compact and easy to use. Perfect for stacking and pallet positioning as well as stocking and refilling shelves. Adjustable support legs to handle various size pallets or skids. Durable hydraulic pump with overload protection. Safety screen and caster break for added protection. FOB Shipping Point.

Product No.	Fork Length	Cap. (lbs.)	Raised Height	Lowered Height	Mast Height	Wt. (lbs.)	Price Ea.
MANUAL STRADDLE STACKER (MANUAL DRIVE - MANUAL LIFT)							
HSFH22-63	36"	2200	63"	3.3"	80"	750	\$2,000.00
HSFH22-98	36"	2200	98"	3.3"	72"	840	2,200.00
HSFH22-118	36"	2200	118"	3.3"	82"	900	2,400.00
SEMI-ELECTRIC STRADDLE STACKER (MANUAL DRIVE - POWER LIFT)							
HSPN22-63	43"	2200	63"	3.2"	78"	850	4,000.00
HSPN22-98	43"	2200	98"	3.2"	72"	990	4,200.00
HSPN22-118	43"	2200	118"	3.2"	82"	1050	4,400.00
HSPN22-138	43"	2200	138"	3.2"	92"	1150	4,600.00
FULL ELECTRIC STRADDLE STACKER (POWER DRIVE - POWER LIFT)							
HPSE22MSL-63	42"	2200	63"	1.6"	76.5"	1530	5,800.00
HPSE22MSL-78	42"	2200	78"	1.6"	98"	1560	6,000.00
HPSE22LSL-114	42"	2200	114"	1.6"	76.5"	1690	6,200.00
HPSE22LSL-126	42"	2200	126"	1.6"	82"	1730	6,400.00
HPSE22LSL-138	42"	2200	138"	1.6"	88"	1760	6,600.00
LITHIUM POWERED ELECTRIC STRADDLE STACKER							
HPSE26N-74	46"	2600	74"	2"	57"	1690	6,300.00
HPSE26N-114	46"	2600	114"	2"	76.2"	1720	6,500.00
HPSE26N-126	46"	2600	126"	2"	83"	1750	6,700.00
HPSE26N-142	46"	2600	142"	2"	88"	1800	6,800.00

NOBLELIFT Scissor Lift Tables

The ultimate portable work-stations. The ergonomic design of the NOBLELIFT scissor lift tables makes them ideal for transporting, easy lifting and order picking of different type of loads. Alternatively, they can be perfect work-stations for handling and assembling operations. Our tables are made with high quality steel. They are equipped with easy-rolling casters with non-marking polyurethane wheels and also a supreme German design leak-proof hydraulic pump. FOB Shipping Point.

Manual Scissor Lift Table

- Dual brakes.
- Chrome plated handle.
- Foot pedal.
- Overload protection system.

Product No.	Description	Cap. (lbs.)	MANUAL SCISSOR LIFT TABLE Platform Size	Max. Lift Height	Min. Lowered Height	Wt. (lbs.)	Price Ea.
HTF33	Single	330	17.75 x 27.5"	28.5"	9"	100	\$380.00
HTF110	Single	1000	19.7 x 32"	34.5"	13"	180	640.00
HTF220	Single	2200	20 x 40"	39"	15"	310	800.00
HTFD77	Double	770	19.75 x 35.75"	51"	14"	230	700.00
HTFD150	Double	1500	24 x 48"	59"	17.5"	430	1,180.00
HTG110	Single	1100	31.9 x 63"	36"	11.25"	340	1,200.00
HTG220	Single	2200	29.5 x 80"	53.5"	13.8"	435	1,800.00



Manual Stainless Steel Scissor Lift Tables

- Ideal for medical and pharmaceutical applications.
- Suitable for wet environments.

Product No.	Description	Cap. (lbs.)	MANUAL STAINLESS STEEL SCISSOR LIFT TABLES Platform Size	Max. Lift Height	Min. Lowered Height	Wt. (lbs.)	Price Ea.
HTF110S	Single Scissor Table	1100	19.75 x 32"	35"	11.4"	200	\$1,100.00
HTFD77S	Double Scissor Table	770	19.75 x 35.75"	51"	14"	450	1,200.00

Battery Operated Scissor Lift Tables

- Effortless power lifting.
- Fast load elevation.
- Quiet rigid electric motor.

Product No.	Description	Cap. (lbs.)	BATTERY OPERATED SCISSOR LIFT TABLES Platform Size	Max. Lift Height	Min. Lowered Height	Lift Speed	Lifting Cycles	Wt. (lbs.)	Price Ea.
HETF66	Single Scissor Table	660	19.7 x 33.4"	34.5"	11.4"	10 sec	120	255	\$2,200.00
HETF165	Single Scissor Table	1650	20 x 39.4"	38"	16.5"	10 sec	100	355	2,400.00
HETFD77	Double Scissor Table	770	19.7 x 35.75"	51"	14.5"	10 sec	100	315	2,260.00



Fork Extensions

The most economical way to handle different load sizes. FOB Shipping Point.



Product No.	Size W x L	Fits Fork Width	Min. Fork Length	Wt. (lbs.)	Price Ea.
HFE4x60	4 x 60"	4"	40"	95	\$280.00
HFE4x72	4 x 72"	4"	48"	115	300.00
HFE4x96	4 x 96"	4"	64"	150	340.00
HFE5x60	5 x 60"	5"	40"	110	320.00
HFE5x72	5 x 72"	5"	48"	130	340.00
HFE5x96	5 x 96"	5"	64"	175	400.00
HFE6x72	6 x 72"	6"	48"	155	380.00
HFE6x96	6 x 96"	6"	64"	200	440.00

SCISSOR LIFT TABLES

NOBLELIFT
WHY CHOOSE BETWEEN PRICE AND QUALITY IF YOU
CAN HAVE BOTH

The ergonomic design of the NOBLELIFT scissor lift tables makes them ideal for easy lifting and order picking of different types of loads. Alternatively, they can be perfect work-stations for handling and assembling operations. Our tables are made with high quality steel. They are equipped with a supreme German design leak-proof hydraulic pump. FOB Shipping Point.

Standard Stationary Lift Tables

- Compact hydraulic design with all safety components complying to EN1570.
- High pressure cylinder with dual safety design.
- Hard chrome plated piston rods.
- Emergency switch off button.

STANDARD STATIONARY LIFT TABLES						
Product No.	Lift Capacity (lbs.)	Platform Size W x L	Max. Lift Height	Min. Lowered Height	Wt. (lbs.)	Price Ea.
HELF22-24X48	2200	24 x 48"	39"	7.87"	551	\$1,900.00
HELF22-48X48	2200	48 x 48"	39"	7.87"	750	2,400.00
HELF33-36X48	3300	36 x 48"	39"	7.87"	705	2,400.00
HELF44-48X48	4400	48 x 48"	39"	7.87"	838	2,600.00
HELF55-32X56	5500	32 x 56"	47"	9.84"	882	2,800.00
HELF55-48X72	5500	48 x 72"	47"	9.84"	1543	3,300.00



HELF Series

Low-Profile Stationary Lift Tables

- Low profile & compact design.
- Ergonomically placed Lift & Lower buttons.



HTF-G Series

LOW-PROFILE STATIONARY LIFT TABLES						
Product No.	Lift Capacity (lbs.)	Platform Size W x L	Max. Lift Height	Min. Lowered Height	Wt. (lbs.)	Price Ea.
HTF-G11	1100	24 x 40"	29.92"	3.35"	212	\$2,400.00
HTF-G22	2200	45 x 57"	29.92"	3.23"	550	3,000.00
HTF-G44	4400	45 x 61.5"	39.37"	3.94"	827	3,900.00

U-Shaped Low-Profile Stationary Lift Table

- The "U" shape design allows the pallet jack to position the pallet accurately onto the lift platform.
- Supplied with stand-alone power system with Lift/Lower and Emergency Stop buttons.
- Equipped with overload by-pass valve.



HTF-U Series

U-SHAPED LOW-PROFILE STATIONARY LIFT TABLE						
Product No.	Lift Capacity (lbs.)	Platform Size W x L	Max. Lift Height	Min. Lowered Height	Wt. (lbs.)	Price Ea.
HTF-U22	2200	45 x 57"	29.92"	3.15"	518	\$3,400.00

Walk-Behind Scrubber

- Large opening on the recovery tank with detachable cap top.
- Reliable Multi-touch control panel.
- Tank filler point located at the front makes the water refilling fast.
- Brush cover and squeegee processed by aluminum die-casting are protected against rust.
- One button start design.

Walk-Behind Scrubber is a new self-designed scrubber that is suitable for small to medium sized areas like office buildings and shopping malls. Delivers superior cleaning results in its compact, flexible and easy to navigate around obstacle design. FOB Shipping Point.

HNB530 Wt. 196 (lbs.) Price Ea. \$4,400.00



HNB530

Ride-on Scrubber

- Adapting front-drive chassis-free, modular patented design to make it light weight with a small turning radius.
- Big solution tank with filler point located at the front making the water refilling fast and easy.
- Integrated waterproof touch panel, standard LCD display and visual equipment parameters for easy to read.
- Three-speed modes and adjustable water flow.
- Aluminum die-casting brush cover and squeegee.
- Seat is equipped with a safety switch; scrubber will automatically stop when driver leaves the seat.

FOB Shipping Point.

HNR530, Small to Medium spaces with a 18.5 gal. capacity tank, Wt. 265 (lbs.) Price Ea. \$5,500.00

HNR810, Industrial large floor areas with a 32 gal. capacity tank, Wt. 728 (lbs.) Price Ea. \$6,600.00



HNR530

PALLET TRUCKS



Adjustable Width Pallet Truck

- Adjustable fork widths.
- Just loosen and reset front and rear adjusting bolts.

One truck does the work of two. Handles loads up to 5500 lbs. Features 3"W. polyurethane load wheels. Adjustable fork connecting rods. Overload bypass valve. Rubber coated handle. Entry and exit rollers. 7.5" raised height. 3" lowered height. 3" load wheels and 8" steering wheels -- both mold-on polyurethane. FOB Shipping Point.

H272744, 21 - 27" Adjustment, Wt. 200 (lbs.) Price Ea. **\$810.24**
H272746, 16 - 20" Adjustment, Wt. 176 (lbs.) Price Ea. **\$906.55**

ADVANTAGE™ Pallet Trucks

- 3 year pump warranty.
- Leak proof hydraulics.
- Quick Lift pump only 12 strokes to full lift.
- 190 degree turning for maneuverability.
- 3 position hand control - Raise, Lower, Neutral.
- Durable epoxy powder coat finish.
- Fully welded joints and reinforced fork tips.
- Exceptionally strong and light weight at 120 lbs.



H272149

Product No.	Cap. (lbs.)	Fork Area W x L	Overall Height	Wt. (lbs.)	Price Ea.
H274705	1100	15 x 31.5"	44.5"	78	\$444.79
H274706	4400	21 x 48"	46.5"	117	492.67
H272149	4400	27 x 48"	46.5"	136	508.20

ADVANTAGE™ PRO Pallet Trucks

- 3 year pump warranty.
- Advanced leak proof pump design.
- Full capacity 5500 and 6500 pound models available.
- Reinforced A-Frame design.
- 210 degree steering provides improved maneuverability in tight spots.
- Premium rubber coated handles for secure and comfortable grip.
- High quality 3-position hand control combined with a standard foot pedal release for load control.



H274709

Product No.	Cap. (lbs.)	Fork Area W x L	Overall Height	Wt. (lbs.)	Price Ea.
H274708	5500	21 x 48"	48"	133	\$576.79
H274709	5500	27 x 48"	48"	142	594.72
H274710	6600	21 x 48"	48"	157	620.52
H274711	6600	27 x 48"	48"	166	638.59

WESCO®
Industrial Products, LLC

WESCO® ADVANTAGE™

ADVANTAGE™ PRO-MAX Pallet Trucks

- 3 year pump warranty.
- Two stage pump doubles the lifting speed for loads under 1200 pounds. Shifts automatically to handle heavier loads.
- Impact free lifting ensures safety of cargo loading.
- Integral overload protection included in the pump hydraulic circuit.
- Frame constructed using high strength steel plate for light weight and strength.



H274715

Product No.	Cap. (lbs.)	Fork Area W x L	Overall Height	Wt. (lbs.)	Price Ea.
H274714	7700	27 x 48"	48"	221	\$853.68
H274715	11000	27 x 48"	49"	243	1,443.67

ADVANTAGE™ PRO-MAX All-Terrain Pallet Truck

- 3 year pump warranty.
- Large, easy-rolling pneumatic wheels allows for easy movement over rugged terrain - indoor or outdoor.
- Easy-to-operate 3-position pump handle features up, down and neutral positions.
- Pneumatic wheels have sealed bearings for dust protection and outdoor durability.



H274718

Product No.	Cap. (lbs.)	Fork Area W x L	Overall Height	Wt. (lbs.)	Price Ea.
H274718	3300	63.25 x 32" or 9-29 x 32"	51"	424	\$3,724.68

ADVANTAGE™ PRO-MAX Scale Pallet Truck

- 3 year pump warranty.
- Large, and bright LED display.
- Keypad with automatic tare function.
- Power supply with rechargeable battery or with 86-264V AC input.



H274720

Product No.	Cap. (lbs.)	Fork Area W x L	Overall Height	Wt. (lbs.)	Price Ea.
H274720	4400	27 x 45"	47"	314	\$2,053.87

Steel surcharges may apply.

MANUAL & POWERED PALLET TRUCKS & LEVELER

WESCO
Industrial Products, LLC

4-Way Pallet Truck

- Enter pallet from all four sides.
- 3-year pump warranty.

Safely and easily lift and move pallets. Overload bypass, reinforced forks, rubber-coated handle measures 47" in height. 101° steering and can enter pallet from all four sides. Adjustable fork connecting rods, steel 1.7" load wheels and 6" polyurethane steering wheels. Lowered/raised fork height measures 1 3/4"/6". FOB Shipping Point.

4-WAY PALLET TRUCK					
Product No.	Cap. (lbs.)	Fork Area W x L	OA Truck Length	Wt. (lbs.)	Price Ea.
H273400	4,000	33 x 48"	59"	241	\$1,018.92



H273400

Long Fork Pallet Truck

- 2-year pump warranty.

Overload bypass, rubber-coated handle, 7" moldon polyurethane steering wheels and 3" moldon polyurethane load wheels. 70" long forks. Lowered/raised fork height measures 3 1/4"/8". FOB Shipping Point.

LONG FORK PALLET TRUCK					
Product No.	Cap. (lbs.)	Fork Area W x L	Overall Height	Wt. (lbs.)	Price Ea.
H272701	4,400	27 x 70"	49"	224	\$906.48
H273519	4,400	27 x 78"	49"	256	1,061.35



H272701

Pallet Truck with Hand Brake

- 2-year pump warranty.

Pallet truck has an automotive style drum brake, 6" wide forks, 7" moldon polyurethane steering wheels and 3" moldon polyurethane load wheels. Lowered/raised fork height measures 2 7/8"/7 1/4". FOB Shipping Point.

PALLET TRUCK WITH HAND BRAKE					
Product No.	Cap. (lbs.)	Fork Area W x L	OA Truck Length	Wt. (lbs.)	Price Ea.
H272667	5,500	27 x 48"	63"	206	\$727.32



H272667

Pallet Leveler

- Reduce injury from bending and lifting.

The pallet leveler progressively lowers as pallet is loaded and raises as pallet is unloaded. Three heavy duty calibrated springs used in combination according to desired load range. Bearing supported carousel for easy turning. Built-in 5 3/4 x 39" fork pockets for ease of transport. FOB Shipping Point.



H272986

PALLET LEVELER						
Product No.	Cap. (lbs.)	Min./Max. Height	Rotating Ring Dia.	Load Size	Wt. (lbs.)	Price Ea.
H272986	400-4,500	9 1/4"/29"	43 1/2"	72 x 50 x 50"	352	\$2,897.36

CP3 Economy Pallet Truck

- 3mm thick forks.

Lifts loads up to 5,500 lbs. Features overload bypass, rubber coated handle, adjustable fork connecting rods, entry and exit rollers 7" mold-on polyurethane steering wheels, 210° steering. 6"W. forks. 7.25" raised height. 2.9" lowered height. FOB Shipping Point.

CP3 ECONOMY PALLET TRUCK				
Product No.	Overall Size W x L x H	Fork Size W x L	Wt. (lbs.)	Price Ea.
H273453	21 x 51 x 48 1/4"	21 x 36"	166	\$653.52
H273454	21 x 63 x 48 1/4"	21 x 48"	187	635.64



Manual High Lift Pallet Truck

- Lift 2200 lb. pallet loads up to 31.5" with ease.
- Features loop handle with inside hand control.

Rolls smoothly on mold-on polyurethane wheels. 180° steering arc. Closed pallets must be placed on top of forks. 3.6" lowered fork height. FOB Shipping Point.

H272462 Fork size: 21" x 44.5". Wt. 275 (lbs.) Price Ea. \$1,319.40

H272463 Fork size: 27" x 44.5". Wt. 300 (lbs.) Price Ea. \$1,337.28



Electric High Lift Pallet Truck

- Lift 3000 lb. loads up to 31" in 10-12 seconds.
- Includes 12V battery charger.

Ideal for work positioning stations. Smooth operating battery lifter makes short work of heavy loads. Easy one man operation saves time and effort. Rolls smoothly on polyurethane wheels. 180° steering radius. 3.3" lowered height. Comfort coated handles. FOB Shipping Point.

H272939 Fork size: 21" x 45". Wt. 315 (lbs.) Price Ea. \$3,544.63

H272937 Fork size: 27" x 45". Wt. 322 (lbs.) Price Ea. \$3,651.55



Steel surcharges may apply.

POWERED PALLET TRUCKS

WESCO
Industrial Products, LLC

ADVANTAGE Power Semi-Electric Pallet Trucks

- 3 year pump warranty.
- 24 Volt lithium battery, 20AH capacity.
- Tight turning radius for maneuverability.
- Permanent magnet brushless motor.
- Stepless controls for accurate speed control.
- Separate charger: Part# H274700 & H274701, Built-in charger: Part# H274702.
- **Part# H274702** provides extra power for high volume use, heavy duty drive, constant speed loaded or unloaded and rotating balance wheels for improved stability.

FOB Shipping Point.



H274702

Product No.	Cap. (lbs.)	Fork Area W x L	Overall Height	Wt. (lbs.)	Price Ea.
H274700	3300	27 x 48"	49.5"	397	\$2,852.28
H274701	3300	21 x 45"	49.5"	408	2,804.23
H274702	3300	27 x 48"	49.5"	441	5,078.71

ADVANTAGE PRO-MAX Heavy Duty Power Pallet Truck

- 3 year pump warranty.
- 4,000 or 4,400 lb. capacity.
- 24 Volt battery with 105AH capacity.
- High travel speed: 3.3/3.6 mph loaded/unloaded.
- Compact design with 53" turning radius.
- Controls operate with handle raised for tight spaces.
- DC permanent magnet brushless motor.
- Stepless controls for accurate speed control.
- Battery meter with charge indicator light on handle.

FOB Shipping Point.



H274724

Product No.	Cap. (lbs.)	Fork Area W x L	Overall Height	Wt. (lbs.)	Price Ea.
H274723	4400	27 x 48"	51.5"	552	\$8,988.55
H274724	4000	27 x 45"	48.5"	1180	11,376.72



H274723

WESCO ADVANTAGE™

ADVANTAGE PRO-Power Fully Electric Pallet Trucks

- 3 year pump warranty.
- Speed: 2.6 / 2.8 mph loaded/unloaded.
- Tight turning radius for maneuverability.
- **Part# H274703:** 24 Volt lithium battery 30AH capacity.
- **Part# H273922 & H273923:** 48 Volt lithium battery 20AH capacity.

- 3 hour recharge quick change battery.
- Stepless controls for accurate speed control.
- Battery meter with charge indicator light on handle.

FOB Shipping Point.



H273922

Product No.	Cap. (lbs.)	Fork Area W x L	Overall Height	Wt. (lbs.)	Price Ea.
H274703	3300	27 x 48"	47.25"	252	\$2,658.55
H273922	2640	27 x 48"	47.25"	309	3,674.52
H273923	3300	27 x 48"	47.25"	320	4,330.20



H274703



H273923

Steel surcharges may apply.

MATERIAL HANDLING EQUIPMENT



Adjustable Stacker with Power Lift and Power Traction Drive

Semi-Electric Stackers with Powered Lift and Powered Traction Drive will raise and lower loads quickly and easily. Reduce worker fatigue and injury with the power traction drive system. An alternative to costly fork trucks. This state of the art option allows a single operator to safely and ergonomically transport products. includes: Combination throttle/direction Maximum speed is 2.5 m.p.h. PTDS butterfly style controller, an adjustable steering yoke, an auto reverse emergency "belly switch", (1) 12V battery. FOB Shipping Point.



HSL-63-AA-PTDS

Product No.	Lowered Height	Raised Height	*Cap. (lbs.) 0-63" RH	*Cap. (lbs.) 63-118" RH	*Cap. (lbs.) 118-137" RH	Wt. (lbs.)	Price Ea.
HSL-63-AA-PTDS	2 1/8"	63"	2,000	-	-	1094	\$7,207.87

*Uniform capacity at specified raised height.

Vertical Roll Gripper/Rotator

- **Expansive lift height for use in an array of areas.**

A vertical roll gripper/rotator is perfect for the manufacturing and distributing industries. A walk behind design with a single handle control makes maneuvering into the desired position easy. The compact design allows the unit to get into small areas where other lifting devices can't reach. A robust lifting capacity lets users transfer more rolls in fewer trips, maximizing efficiency. Long term battery charge allows for constant daily use without needless downtime. Powder coated finish for added baked in toughness. FOB Shipping Point.



HS-MU-VRGR-72

Product No.	Cap. (lbs.)	Overall Size W x L x H	Service Range	Power	Wt. (lbs.)	Price Ea.
HS-MU-VRGR-72	800	32 x 62 x 79 1/2"	16 1/2" - 72"	24V/DC	1492	\$17,378.87



HHYD-5-LP



Low Profile Portable Hydraulic Lift

The Hefti-Lift units provide reliable powerful lifting when moving and positioning loads. The manual hydraulic foot pump yields 3/4" of platform travel per stroke. The units roll smoothly on two rigid and two swivel poly-on-steel casters with foot operated brake. The units are designed of welded steel construction. The foot pump can be utilized to maneuver the table height to a precise position. FOB Shipping Point.

Product No.	Platform W x L	Service Range	Cap. (lbs.)	Wt. (lbs.)	Price Ea.
HHYD-5-LP	26 x 36"	0 - 42"	880	305	\$1,298.99



HRT-EPT-3-48



HRT-EPT-3-24

Electric Powered Rough Terrain Pallet Trucks

- **Great for moving heavy loads over uneven landscapes.**
- **Ideal for outdoor and indoor use.**

An Electric powered rough terrain pallet truck is perfect for quick operation. Large wheels allow for movement over most surfaces. Maneuver loads in warehouses, construction sites, gravel pits and nurseries. Ergonomic handle features easy to operate throttle with infinite adjustment of forward and reverse speeds, lift/lower controls, emergency reverse-function and horn. Truck rolls smoothly on 16" front and 11 1/8" rear rubber tires. The truck operates through DC power, while the drive motor utilizes AC drive technology. The unit comes equipped with (2) 12V batteries, integral battery charger, and battery level indicator. FOB Shipping Point.

Product No.	Fork Size W x L	Service Range	Overall Size W x L x H	Usable Width	Cap. (lbs.)	Wt. (lbs.)	Price Ea.
HRT-EPT-3-48	4 x 42"	2 1/2" - 13"	62 x 68 x 49"	48"	3,000	1293	\$9,403.91
HRT-EPT-3-24	4 x 42"	2 1/2" - 13"	37 x 68 x 49"	24"	3,000	1092	\$9,596.95

Rough Terrain Stacker

- **Large usable width to transfer a variety of product sizes.**

When goods have to be transferred over uneven and rough surfaces, look no further than the electric powered rough terrain stacker. With its large front and back rubber tires this unit can easily be used both indoors and out. A multi-function driving handle features an infinite speed adjustment, simple controls for finding the perfect height, and an emergency-reverse function. Forks are adjustable to precisely fit what it being maneuvered. And, even more, the unit is equipped with (2) 12V batteries, integral battery charger, and battery level indicator. FOB Shipping Point.



HRT-S-62-AF

Product No.	Overall Size W x L x H	Service Range	Cap. (lbs.)	Wt. (lbs.)	Price Ea.
HRT-S-62-AF	62 x 72 x 81 1/2"	2 1/2" - 62"	3,000	1374	\$11,649.93



HHST-40-ST



Powered Lift Table with Manual Carousel

Manual rotation and powered lift/lower turntable is ideal for commercial and industrial applications. This unit allows the user to transfer products from work space to work space, while holding an ergonomically friendly position. Compact, economical and easy to use. The 43 3/8" diameter top can be manually rotated 360 degrees for improved packaging and handling capabilities. Built in fork pockets. Operated with standard foot control. Heavy duty/high quality steel construction. Power supply is 115V 1PH. Durable powder coat finish. FOB Shipping Point.

Product No.	Fork Length	Service Range	Platform Dia.	Base Size W x L	Fork Pocket Opening W x H	Cap. (lbs.)	Wt. (lbs.)	Price Ea.
HHST-40-ST	42 1/2"	11 1/2" - 28"	43 3/8"	36 x 36 1/2"	6 1/2 x 1 1/2"	4,000	522	\$4,598.99

PALLET TRUCKS



ECO I-55 Standard & Custom Fork Size Trucks

Easy to use and maneuverable trucks feature polyurethane wheels and rollers, adjustable push rods, robotic welds, grease fittings and bushings at all pivot points. Includes entry/exit rollers and overload bypass system. Only 10 strokes to maximum lift. FOB Shipping Point.

HECO-I-55



ECO I-77 & I-11HD Super Heavy Duty Trucks

Built and engineered to handle super heavy loads. Incorporates same rugged features as the ECO I-55 trucks but strengthened to handle heavier applications. Heavy gauge reinforced frame and bulkhead provide superior strength. FOB Shipping Point.

H111448HD



ECO Weigh Scale Truck

ECO Weigh Scale Pallet truck enables the operator to easily lift, weigh (to 99.9% accuracy), and transport loads. The easy-to-read meter features a high contrast LCD for better visibility and clickable keypad. FOB Shipping Point.

H120248WL

Product No.	Cap. (lbs.)	Fork Size	Lowered Height	Raised Height	Wt. (lbs.)	Price Ea.
ECO PREMIUM PALLET TRUCKS						
ECO I-55 STANDARD						
H120248	5500	20 1/2 x 48"	2.9"	7.5"	175	\$360.00
H120448	5500	27 x 48"	2.9"	7.5"	175	360.00
ECO I-55 CUSTOM FORK SIZE						
H1201832	5500	18 x 32"	2.9"	7.5"	165	451.03
H120432	5500	27 x 32"	2.9"	7.5"	165	451.03
H120235	5500	20 1/2 x 35"	2.9"	7.5"	170	400.43
H120435	5500	27 x 35"	2.9"	7.5"	170	400.43
H120242	5500	20 1/2 x 42"	2.9"	7.5"	175	407.83
H120442	5500	27 x 42"	2.9"	7.5"	175	407.83
H120259	4400	20 1/2 x 59"	2.9"	7.5"	250	549.47
H120459	4400	27 x 59"	2.9"	7.5"	250	549.47
H120271	4400	20 1/2 x 71"	2.9"	7.5"	250	572.43
H120471	4400	27 x 71"	2.9"	7.5"	250	572.43
H120298	4400	20 1/2 x 98"	2.9"	7.5"	360	1,099.05
H120498	4400	27 x 98"	2.9"	7.5"	360	1,099.05
H1204118	4400	27 x 118"	2.9"	7.5"	800	1,297.49
ECO I-77 & I-11HD SUPER HEAVY DUTY						
H177245	7700	21 1/2 x 45"	3.3"	7.9"	450	644.56
H177448	7700	27 x 48"	3.3"	7.9"	450	644.56
H111245HD	11000	21 1/2 x 45"	2.9"	7.6"	375	992.20
H111448HD	11000	27 x 48"	2.9"	7.6"	375	992.20
ECO LOW PROFILE						
H120248MINI	3300	21 1/2 x 45"	2"	6.5"	170	511.37
H120448MINI	3300	27 x 48"	2"	6.5"	170	511.37
H1203248	3300	33 x 48"	2"	6.5"	200	530.67
H120244MO	2200	21 x 44"	1.4"	3.5"	170	755.60
H120444MO	2200	27 x 44"	1.4"	3.5"	170	755.60
ECO GALVANIZED						
H120248GHD	5500	20 1/2 x 48"	2.9"	7.5"	200	532.85
H120448GHD	5500	27 x 48"	2.9"	7.5"	200	532.85
ECO STAINLESS STEEL						
H120248SSH	5500	20 1/2 x 48"	2.9"	7.5"	200	2,014.93
H120448SSH	5500	27 x 48"	2.9"	7.5"	200	2,014.93
ECO WEIGH SCALE						
H120248WL	4400	21 1/2 x 45"	3.3"	7.8"	310	1,556.11
H120448WL	4400	27 x 45"	3.3"	7.8"	310	1,556.11
ECO w/60" LOAD BACK REST						
H120248N-LBR60	5500	20 1/2 x 48"	2.9"	7.5"	230	564.79
H120448N-LBR60	5500	27 x 48"	2.9"	7.5"	230	564.79

IBT55 Entry-Level Pallet Trucks

• 5,500 lb. capacity.



Most dependable in its class, features durable, versatile and easy-to-use ergonomics. Formed C-Channel steel, quality German-designed pump and heavy-duty thrust plate. Ergonomic handle with a three position finger tip control. Adjustable rods and high quality powder coat finish. Fork length measures 48". 7 x 2" Steer wheel. Polyurethane wheels. FOB Shipping Point.

Product No.	Fork Size	Lowered Height	Raised Height	Wt. (lbs.)	Price Ea.
H118248	20 1/2 x 48"	2.9"	7 3/4"	180	\$336.00
H118448	27 x 48"	2.9"	7 3/4"	180	336.00

EFET33SC Full-Electric Weigh Scale Pallet Truck

- Built-in charger.
- 3,300 lb. capacity.



Electric Weigh Scale Pallet Truck features full electric drive and lift and a battery discharge indicator. High contrast display with big function keys that "click". Tolerance of +/- .4% of rated capacity by standard load cells.

Scale functions: zero correction, gross/net/total weight and runs on 4-1.5V AA batteries. Optional Thermal Printer available. FOB Shipping Point.

Product No.	Fork Size	Lowered Height	Raised Height	Wt. (lbs.)	Price Ea.
H170224SC	22 3/4 x 45"	3.5"	4.52"	517	\$4,412.00

EFET33N-LB Full Electric (Lithium-Powered) Pallet Truck

- Electric lifting and lowering.
- 3,300 lb. capacity.



Lithium Powered Full Electric Pallet Truck is ideal for confined spaces with a turning radius of 52". Includes an integrated PIN code panel with LCD display. Smart handle design can be operated with handle in upright position. Features automatic speed control at various handle angles. Overall length measures 60". FOB Shipping Point.

Product No.	Fork Size	Lowered Height	Raised Height	Wt. (lbs.)	Price Ea.
H170224LB-21	21.3 x 45.3"	3.15"	4.53"	271	\$2,585.61
H170225LB-27	27 x 45.3"	3.15"	4.53"	278	2,585.61

Full Electric Pallet Trucks



Features standard manual pallet truck style pumping operation for lifting and lowering loads, and self-propelled movement for easy transporting of goods. Suitable for a variety of light-duty applications. Built-in charger and battery discharge indicator. Turning Radius: 60". Travel Speed: 2.6/2.8 mph. FOB Shipping Point.



Product No.	Cap. (lbs.)	Lowered Height	Raised Height	Fork Size	Wt. (lbs.)	Price Ea.
H170224	3300	3"	7 3/4"	21 1/2 x 45"	440	\$3,573.71
H170225	3300	3"	7 3/4"	27 x 48"	460	3,573.71
ESPT44WLH SELF-PROPELLED PALLET TRUCK W/LONG HANDLE						
H114205WLH	4400	3 3/8"	7 3/4"	21 1/2 x 45 1/2"	1177	6,737.81
H114201WLH	4400	3 3/8"	7 3/4"	27 x 45 1/2"	1177	6,737.81

MANUAL PUSH/BATTERY LIFT HYDRAULIC STACKERS



B-Series Non-Telescopic Hydraulic Stacker

- Ideal for facilities without loading docks.

Designed for all types of applications including lifting and transporting skids, bales, baskets, etc. Also for loading and unloading trucks, stocking shelves, die and mold handling and will handle all sizes of pallets. Straddle legs adjust from 41"-50" I.D. Adjustable 42" forks. Includes battery and onboard charger with 6-8 hours use on full charge.

FOB Shipping Point.

B-SERIES NON-TELESCOPIC HYDRAULIC STACKER					
Product No.	Cap. (lbs.)	Lowered Height	Raised Height	Wt. (lbs.)	Price Ea.
HB60CSA	1500	3"	60"	625	\$4,170.75
HB70CSA	1500	3"	70"	635	4,381.39
HB80CSA	1500	3"	80"	645	4,634.93
HB60CSA-2000	2000	3"	60"	675	4,507.77
HB70CSA-2000	2000	3"	70"	688	4,718.41
HB80CSA-2000	2000	3"	80"	702	4,971.20



F-Series Telescopic Hydraulic Stacker

- Precision engineered for smooth performance and exceptional durability.

Features dual mast system to allow for higher capabilities with lower mast heights for easy movement under obstacles. Rugged formed steel frame for extra strength. Precision built heavy-duty hydraulic system with relief valve for overload protection. 5th Wheel Handle Assembly allows for easy load positioning. 12V/125A battery with 12V/10A safety charger that plugs into any 110V outlet. Straddle legs adjust from 36"-50" I.D. Adjustable 42" forks. FOB Shipping Point.

F-SERIES TELESCOPIC HYDRAULIC STACKER					
Product No.	Cap. (lbs.)	Lowered Height	Raised Height	Wt. (lbs.)	Price Ea.
HFTAFC96	1500	3"	96"	1020	\$5,982.29
HFTAFC120	1500	3"	120"	1050	6,192.92
HFTAFC132	1500	3"	132"	1080	6,403.56
HFTAFC144	1500	3"	144"	1120	6,529.95
HFTAFC96-2000	2000	3"	96"	1070	6,319.32
HFTAFC120-2000	2000	3"	120"	1100	6,529.95
HFTAFC132-2000	2000	3"	132"	1130	6,740.60
HFTAFC144-2000	2000	3"	144"	1150	6,866.97



ECO Manual and Semi-Electric Stackers

- Adjustable Forks/Straddle Legs.
- 2200 lbs. capacity.

These stackers feature a lightweight, compact design and constructed of heavy duty steel. Features a high-quality, powder coat finish. The easy grip handle allows for safe stacker movement. FOB Shipping Point.

ECO EMS22N features 4 x 36" forks that adjust (O.D.) 8.5 - 33.5". Overall length measures 56". Straddle legs adjust (ID/OD): 36-48"/43-54". Straddle leg height: 5.51".

ECO EHS22N features 45" fork length that adjust (O.D.) 7.9 - 31.5". Overall length measures 71". Straddle legs adjust (ID/OD): 42.5-50.5"/51-59". Includes 12V/150Ah battery.

Product No.	Lift Ht.	Raised Mast Ht.	Lowered Mast Ht.	Lowered Ht.	Wt. (lbs.)	Price Ea.
ECO EMS22N MANUAL PUMP ADJUSTABLE FORK						
H1372263NAF	63"	78.15"	78.15"	2.75"	705	\$1,471.17
H1372298NAF	98"	120"	72.25"	2.75"	795	1,713.49
H13722118NAF	118"	139.76"	82"	2.75"	850	1,813.12
ECO EHS22N SEMI-ELECTRIC ADJUSTABLE FORK						
H1372263BNAF	63"	80.5"	80.5"	2.75"	1430	\$2,960.12
H1372298BNAF	98"	122"	73"	2.75"	1562	4,036.57
H13722118BNAF	118"	141.5"	82.8"	2.75"	1606	4,162.71



APS Full Electric/Self-Propelled Stacker

- AC Drive System.
- Includes battery and external charger.
- 24 Volt Electrical System.

Self-Propelled Pallet Stacker is designed to handle a wide variety of heavy-duty applications. Available in either a 2-stage or 3-stage telescoping masts and lift heights ranging from 124" to 234". Adjustable forks and straddle legs. Key switch, emergency switch and battery discharge indicator. Travel Speed: 3.75 mph. FOB Shipping Point.

APS33N Series

FULL ELECTRIC/SELF-PROPELLED STACKER							
Product No.	Cap. (lbs.)	Lowered Height	Raised Height	Lowered Mast Height	Raised Mast Height	Wt. (lbs.)	Price Ea.
APS33N SERIES							
H138124N	3300	2"	124"	83"	145"	2822	\$11,912.36
H138156N	3300	2"	156"	99"	176"	2932	12,206.51
H138179N	3300	2"	179"	82"	202"	3713	13,677.16
H138215N	3300	2"	215"	98"	239"	3823	14,853.68
H138234N	3300	2"	234"	108"	260"	3898	16,765.56

LLS Light-Duty Mono Mast Self-Propelled Stacker

- 2,200 lb. capacity.
- AC Drive.
- 24 Volt Electrical System.
- Built-in charger.

The LLS is a light-duty, 2200 lb capacity full electric stacker that features a single mono mast giving the operator great visibility on the loads being lifted directly in front of the stacker. Available in either an Adjustable Straddle Leg/Adjustable Fork design, or Fork-Over design to best suit the application. FOB Shipping Point.

LLS LIGHT-DUTY MONO MAST SELF-PROPELLED STACKER						
Product No.	Lowered Height	Raised Height	Lowered Mast Height	Raised Mast Height	Wt. (lbs.)	Price Ea.
45.3" ADJUSTABLE FORKS/STRADDLE LEGS DESIGN						
H138063LNU	1.6"	61.81"	76.77"	97.24"	1402	\$7,573.92
H138079LNU	1.6"	77.56"	92.52"	113"	1430	7,897.44
45.3" FORK-OVER DESIGN						
H138031FFNU	3.35"	31.5"	61.81"	61.81"	999	5,662.07
H138063FFNU	3.35"	63"	76.73"	76.73"	999	7,059.17
H138079FFNU	3.35"	78.74"	92.48"	92.48"	999	7,353.31



MOTORIZED CARTS



Electro *Kinetic* Technologies
Ergonomic Solutions for Transport

Pony Express Motorized Platform Carts

- Ergonomic solution for transporting heavy loads.
- Cart is shipped fully assembled.

The Pony Express Motorized Platform Cart eliminates employee injuries caused by excessive push/pull forces found in manual carts. The cart features a 12" deck height, heavy duty powder coated white steel welded frame, deep cycle AGM rechargeable batteries, on board UL, cUL listed 120/240 VAC battery charger, foam filled never flat drive tires, solid state regenerative braking and holding brake to maintain position on inclines, non-skid platform surface and curved platform corners with full wrap around vinyl bumpers to protect the cart and surrounds. Ergonomic handle control design provides the user with variable speed forward and reverse control from 0 to 3 miles per hour in fast mode or 0 to 1.5 miles per hour in slow mode. Keyed power on/off that can be removed for security, color battery charge level indicator, emergency stop button and horn. Cart is shipped fully assembled and backed by a 5-year limited warranty. FOB Shipping Point.

PONY EXPRESS MOTORIZED PLATFORM CART				
Product No.	Cap. (lbs.)	Usable Deck Size W x L	Wt. (lbs.)	Price Ea.
HMPC-243210	1000	24 x 32"	210	\$2,291.00
HMPC-264015	1500	25½ x 40"	245	2,705.00
HMPC-264915	1500	25½ x 49"	250	2,738.00
HMPC-266115	1500	25½ x 61"	265	2,854.00
HMPC-355215	1500	34½ x 52"	325	3,145.00
HMPC-264020	2000	25½ x 40"	255	3,134.00
HMPC-264920	2000	25½ x 49"	260	3,165.00
HMPC-266120	2000	25½ x 61"	275	3,264.00
HMPC-355220	2000	34½ x 52"	335	3,674.00
HMPC-355230	3000	34½ x 52"	400	5,055.00
HMPC-355240	4000	34½ x 52"	400	5,691.00



Custom Solutions

Special Applications, Higher Payloads, Existing Cart Retrofits



Pony Express Light Duty Motorized Scissor-Lift Carts

- Safely move and lift loads up to 1000 lbs.
- Cart is shipped fully assembled.

Motorized scissor-lift carts are some of the most versatile material handling solutions for incorporating ergonomics in the workplace. These self-propelled scissor lifting carts combine a drive system for transporting and a hydraulic scissor-lift table to place materials at a comfortable and ergonomic height for workers. The lighter duty units are used in a variety of industries including healthcare, retail, office, and light industrial manufacturing. The heavy-duty units have an industrial drive system and are customized to exact customer requirements. Payload capacity 1,000 lbs. Platform size 23"W x 43.5"L. FOB Shipping Point.



LIGHT DUTY MOTORIZED SCISSOR-LIFT CARTS (Payload Cap. 1,000 lbs.)					
Product No.	Vertical Travel	Lift Speed (seconds)	Platform Height Min.	Platform Height Max.	Price Ea.
H1050-EL	45.5"	17	18.5"	64.0"	\$4,976.00

Pony Express Heavy-Duty Motorized Scissor-Lift Carts

The Pony Express HSC-2000/ HSC-2500 Series Heavy-Duty Scissor-Lift Carts can safely move and lift loads up to 2500 lbs. These rugged, easy-to-operate custom motorized scissor-lift carts increase profitability by significantly increasing productivity and reducing workplace injuries. In addition to the size range listed below, custom sizes and options are also available. FOB Shipping Point.



HEAVY-DUTY MOTORIZED SCISSOR-LIFT CARTS							
Product No.	Vertical Travel	Payload Cap. (lbs.)	Lift Speed (seconds)	Platform Height Min.	Platform Height Max.	Platform Size Standard	Platform Size Max.
HSC-2000-24	24"	2000	7	17.5"	41.5"	26 x 40"	36 x 60"
HSC-2500-24	24"	2500	8	17.5"	41.5"	26 x 40"	36 x 60"
HSC-2000-36	36"	2000	9	17.5"	53.5"	26 x 48"	36 x 72"
HSC-2500-36	36"	2500	11	17.5"	53.5"	26 x 48"	36 x 72"
HSC-2000-48	48"	2000	19	17.5"	65.5"	26 x 64"	36 x 84"
HSC-2500-48	48"	2500	21	17.5"	65.5"	26 x 64"	36 x 84"

Available Options Include: (call for pricing)



CART TUGGERS



Electro *Kinetic* Technologies
Ergonomic Solutions for Transport

Pony Express Tuggers

- **Powerful and compact tuggers to get any material handling job done productively and safely.**
- **Tugger is shipped fully assembled.**

Pony Express Electric Tuggers eliminate employee injuries caused by excessive push/pull forces found in manual carts. The Tuggers feature a heavy duty powder coated welded frame, deep cycle AGM rechargeable batteries, on board UL, cUL listed 120/240 VAC battery charger, foam filled never flat drive tires, solid state regenerative braking and holding brake to maintain position on inclines. Unique ergonomic handle adjusts to a wide range of user heights. Award winning control design (rain-proof IP-54 rated), provides the user with variable speed forward and reverse control from 0 to 3 miles per hour in fast mode or 0 to 1.5 miles per hour in slow mode, power on/off switch, color battery charge level indicator, automatic sleep mode to conserve battery power when not in use, emergency stop button and horn. Front mounting plate accommodates a wide range of standard and custom hitches. Tugger is shipped fully assembled and backed by a 5-year limited warranty. FOB Shipping Point.



PONY EXPRESS TUGGERS				
Product No.	Cap. (lbs.)	Size W x L	Wt. (lbs.)	Price Ea.
H1061	1500	24.5 x 39-54" (adjustable)	275	\$3,320.00
H1061-HD	2000	24.5 x 39-54" (adjustable)	295	3,625.00
H1062	2000	25 x 26"	320	4,533.00
H1065	5000	25 x 26"	400	5,304.00
H1065-HD	6500	25 x 26"	700	6,798.00
H1065-XHD	7500	25 x 26"	1000	7,713.00

Standard Hitches

Pintle with Ball

- Drop forged steel.
- Forged steel ball.
- Available ball sizes:
 - 1 1/8" (-01)
 - 2" (-02)
 - 50 mm (-04)



H0244-300-02

Ball

- Drop forged steel.
- Forged steel ball.
- Available ball sizes:
 - 1 1/8" (-01)
 - 2" (-02)
 - 2 3/8" (-03)
 - 60 mm (-04)



H0244-301-35

Pintle & Hook

- Drawbar eye dimensions 2" to 3" ID.
- For 1 1/4" to 1 3/8" ring thickness.
- Drop forged steel.
- Black powder coat finish.



H0244-302

Manual Round Bar

- 1 1/2" solid round steel bar.
- 2" high opening.



H0244-310
Closed Open

Ring Coupler (for mounting on cart)

- H0244-302-299
- Length 21", base width 10"
- Latches in vertical position when not being used.

Mates with following hitches:

- H0244-302
- H0244-310



H0244-302-299

STANDARD HITCHES			
Product No.	Description	Wt. (lbs.)	Price Ea.
H0244-300-02	Pintle with Ball	12.60	\$250.00
H0244-301-35	Ball	10.00	83.00
H0244-302	Pintle & Hook	8.75	120.00
H0244-310	Manual Round Bar	17.20	296.00
H0244-302-299	Ring Coupler (for mounting on cart)	12.15	123.00
H99-300-0046	Adjustable Hook Hitch (for H1061 & H1061-HD)	15.00	410.00

LIMITLESS CUSTOM HITCH OPTIONS ALSO AVAILABLE
Adaptable Front Plate for Mounting Standard and Custom Hitches
to Move Almost Any Load!

LIFT TRUCKS

Presto LIFTS **ECO****AA**

Manually Operated Lifts

- An economical lift to handle tasks from transporting dies and molds to stacking skids and pallets.
- Sturdy and compact enough to fit through standard doors and to operate in congested areas.
- Easy foot activated operation. FOB Shipping Point.

Product No.	Cap. (lbs.)	PLATFORM 24"W X 24"L - 15" LOAD CENTER					Ship Wt. (lbs.)	Price Ea.
		Lift Hgt.	Low'd Hgt.	Overall Size H x W x L	Base Legs I.D.	Base Legs O.D.		
HM152	1000	52"	5½"	66 x 25 x 38"	15"	21"	300	\$2,115.00
HM166	1000	66"	5½"	80 x 25 x 38"	15"	21"	310	2,320.00
HM178	1000	78"	5½"	92 x 25 x 38"	15"	21"	345	2,525.00
ADJUSTABLE 25" FORKS (NON-STRADDLE) - 15" LOAD CENTER								
HM252	1000	52"	5¼"	66 x 27 x 42"	15"	21"	360	2,400.00
HM266	1000	66"	5¼"	80 x 27 x 42"	15"	21"	400	2,580.00
HM278	1000	78"	5¼"	92 x 27 x 42"	15"	21"	435	2,810.00
ADJUSTABLE 30" FORKS (STRADDLE) - 18" LOAD CENTER								
HM452	1000	50"	3¼"	66 x 33 x 49"	26"	33"	400	2,425.00
HM466	1000	64"	3¼"	80 x 33 x 49"	26"	33"	425	2,650.00
HM478	1000	76"	3¼"	92 x 33 x 49"	26"	33"	480	2,830.00

Ship weight includes 50 lb. pallet.

Counterbalance Lift Trucks

- This non-straddle lift is ideal for feeding machinery or lifting to docks and mezzanines, where base legs could interfere.
- Features long wearing 12 volt battery with built-in charger.

Rolls smoothly on 5" diameter phenolic wheels.
1000 lb. capacity at 13" load center. Not recommended for moving long distances or over uneven surfaces.
FOB Shipping Point.



HCW Series

PRESTO COUNTERWEIGHT STACKERS							
Product No.	Lift Cap. (lbs.)	Lowered Height	Raised Height	Size H x W x L	Wheel Dia. Front/Rear	Ship Wt. (lbs.)	Price Ea.
CW SERIES – ADJUSTABLE 25" FORKS – 13" LOAD CENTER							
HC62A-200	200	1"	62"	80 x 27 x 37"	5"/5"	750	\$6,015.00
HC62A-400	400	1"	62"	80 x 27 x 37"	5"/5"	900	6,150.00
HC62A-600	600	1"	62"	80 x 27 x 37"	5"/5"	1000	6,285.00
HC62A-800	800	1"	62"	80 x 27 x 37"	5"/5"	1100	6,425.00
HC6A2-1000	1000	1"	62"	80 x 27 x 37"	5"/5"	1200	6,560.00
HC74A-200	200	1"	74"	92 x 27 x 37"	5"/5"	775	6,250.00
HC74A-400	400	1"	74"	92 x 27 x 37"	5"/5"	925	6,390.00
HC74A-600	600	1"	74"	92 x 27 x 37"	5"/5"	1025	6,525.00
HC74A-800	800	1"	74"	92 x 27 x 37"	5"/5"	1125	6,660.00
HC74A-1000	1000	1"	74"	92 x 27 x 37"	5"/5"	1225	6,800.00
CW SERIES – ADJUSTABLE 30" FORKS – 15" LOAD CENTER							
HC62A-15LC	1000	1"	62"	80 x 27 x 41"	5"/5"	1450	7,250.00
HC74A-15LC	1000	1"	74"	92 x 27 x 41"	5"/5"	1475	7,490.00

Overall length on 25" forks is 61" and on 30" forks is 66"
Counterweight (ballast) included in pricing and shipping weights.

HB800 SERIES – 20" LOAD CENTER							
Product No.	Cap. (lbs.)	Lift Hgt.	Low'd Hgt.	Overall Size H x W x L	Base Legs ID/OD	Wt. (lbs.)	Price Ea.
HB862-2000	2000	62"	2½"	80 x 32 x 54"	26"/32"	675	\$5,675.00
HB874-2000	2000	74"	2½"	92 x 32 x 54"	26"/32"	750	5,990.00
HBT800 SERIES – 20" LOAD CENTER							
HBT894-2000	2000	94"	2½"	119/74 x 38 x 54"	32"/38"	970	8,500.00
HBT8107-2000	2000	107"	2½"	133/81 x 38 x 54"	32"/38"	1025	9,410.00
HBT8127-2000	2000	127"	2½"	154/92 x 38 x 54"	32"/38"	1065	10,320.00
HB600 SERIES - ADJUSTABLE 25" FORK (NON-STRADDLE) 15" LOAD CENTER							
HB652	1000	52"	5¼"	67 x 27 x 54"	15"/21"	535	4,425.00
HB666	1000	66"	5¼"	81 x 27 x 54"	15"/21"	575	4,740.00
HB678	1000	78"	5¼"	93 x 27 x 54"	15"/21"	590	5,060.00
HB652-2000	2000	52"	5¼"	67 x 27 x 54"	20"/26"	590	5,220.00
HB666-2000	2000	66"	5¼"	81 x 27 x 54"	20"/26"	600	5,535.00
HB678-2000	2000	78"	5¼"	93 x 27 x 54"	20"/26"	680	5,970.00



HM400 Series



HM100 Series



HBT800 Series

POWERFUL Fork Lift

- Pinpoint operation with hand throttle for easy lifting and controlled lowering.
- Built for years of daily service and backed by a husky all-steel welded frame.

A rugged, dependable, general-purpose stacker powered by a heavy-duty 12 volt battery with a 10 amp automatic tapering battery charger. Complete with a long-wearing, heavy-duty hydraulic system. Fixed mast construction. FOB Shipping Point.

STACKERS

Dependable STRADDLE STACKER

- Ruggedly engineered and built to easily handle 48" pallets.
- Self-contained hydraulic system.
- Adjustable 36" forks.
- 2000 lb. capacity.

Complete with a heavy duty hydraulic system and powered by an extra large, deep cycle 12 volt battery. Dual 8" polyurethane fifth wheel with a spring loaded handle provides easy, pinpoint handling in congested areas. Features 5" diameter phenolic load wheels. Complete with safety screen. Designed for constant high-capacity performance. Requires no special training to operate. 24" load center. FOB Shipping Point.



STRADDLE LEGS adjust from 35" I.D. to 50" I.D. on adjustable base models.

HPST Series

42" I.D. STRADDLE FOR 40" W x 48" PALLET

Product No.	Lift Hgt.	Low'd Hgt.	Overall Size H x W x L	Base Legs I.D.	O.D.	Wt. (lbs.)	Price Ea.
HPS262	62"	2½"	82 x 48 x 70"	42"	48"	985	\$6800.00
HPS274	74"	2½"	94 x 48 x 70"	42"	48"	995	7025.00

50" I.D. STRADDLE FOR 48" W x 48" L PALLET

HPS262-50	62"	2½"	82 x 56 x 70"	50"	56"	990	6,800.00
HPS274-50	74"	2½"	94 x 56 x 70"	50"	56"	1000	7,025.00

ADJ. STRADDLE: 35" I.D. TO 50" I.D.

HPSA262	62"	2½"	82 x 41-56 x 72"	35-50"	41-56"	1160	7,705.00
HPSA274	74"	2½"	94 x 41-56 x 72"	35-50"	41-56"	1185	7,935.00

42" I.D. STRADDLE TELESCOPING MAST FOR 40" W x 48" L PALLET

Product No.	Lift Hgt.	Low'd Hgt.	Overall Size H x W x L	Extn. Clpsd.		Wt. (lbs.)	Price Ea.
				I.D.	O.D.		
HPST2107	107"	2½"	133 x 48 x 71"	81"	42"	1210	9,980.00
HPST2127	127"	2½"	155 x 48 x 71"	93"	42"	1275	10,890.00

50" I.D. STRADDLE TELESCOPING MAST FOR 48" W x 48" L PALLET


Product No.	Lift Hgt.	Low'd Hgt.	Overall Size H x W x L	Extn. Clpsd.		Wt. (lbs.)	Price Ea.
				I.D.	O.D.		
HPST2107-50	107"	2½"	133 x 56 x 71"	81"	50"	1200	9,980.00
HPST2127-50	127"	2½"	156 x 56 x 71"	93"	50"	1240	10,890.00

ADJ. STRADDLE: TELESCOPING MAST 35" I.D. TO 50" I.D.

Product No.	Lift Hgt.	Low'd Hgt.	Overall Size H x W x L	Extn. Clpsd.		Wt. (lbs.)	Price Ea.
				I.D.	O.D.		
HPSTA2107	107"	2½"	133 x 41-56 x 73"	80"	35-50"	1250	10,890.00
HPSTA2127	127"	2½"	154 x 41-56 x 73"	92"	35-50"	1400	11,800.00

Presto LIFTS **ECO**A

IDEAL for compact work areas.



Remote Control (standard)

Lift Speed Approx. 4" per second

30" adjustable forks (standard)

Optional 32"W x 30"L Platform HSP32

2 HP and 3 phase motors (optional)

HEPFT Series

¾ HP 1-phase motor (standard)

Electric AC Lift

- Just plug in and lift is ready to work.
- Designed and engineered for all types of lifting or positioning work.

This rugged electric lift is ideal for congested and compact work areas. Perfect for all types of lifting or positioning work. Built to withstand the daily rigors of lifting heavy loads. Lifts 4" per second with ¾ H.P. 1-phase motor. 30" adjustable forks are standard - optional platform sold separately. FOB Shipping Point.

PORTABLE - 30" FORKS - 18" LOAD CENTER

Product No.	Cap. (lbs.)	Raised Height	Lowered	Overall Size H x W x L	Base legs I.D.	O.D.	Wt. (lbs.)	Price Ea.
HEPF752	1000	52"	5¼"	66 x 31 x 49"	24"	30"	490	\$5525.00
HEPF766	1000	66"	5¼"	80 x 31 x 49"	24"	30"	500	6095.00
HEPF778	1000	78"	5¼"	92 x 31 x 49"	24"	30"	530	6660.00

STATIONARY - 30" FORKS - 18" LOAD CENTER

HESF750	1000	50"	3¼"	64 x 30 x 49"	24"	30"	480	5500.00
HESF764	1000	64"	3¼"	78 x 30 x 49"	24"	30"	570	5820.00
HESF776	1000	76"	3¼"	90 x 30 x 49"	24"	30"	590	6140.00
HESF788	1000	88"	3¼"	102 x 30 x 49"	24"	30"	710	6775.00

PORTABLE TELESCOPIC MAST - 30" FORKS - 18" LOAD CENTER

Product No.	Cap. (lbs.)	Raised Height	Lowered	Overall Size H x W x L	Base legs I.D.	O.D.	Wt. (lbs.)	Price Ea.
HEPFT796	1000	94"	5¼"	112/67 x 41 x 52"	34"	40"	800	7945.00
HEPFT7110	1000	110"	5¼"	133/80 x 41 x 52"	34"	40"	870	8855.00
HEPFT7130	1000	130"	5¼"	155/92 x 40 x 52"	34"	40"	940	9765.00

HSP32 Optional Platform 32"W x 30"L Price ea. \$600.00

STACKERS



HPPS2200-62NAS
Model Shown



HPPS2200-62NFO
Model Shown



HPPS2200-101AS
Model Shown

Presto PowerStak

Ideal for:

- Warehouses
- Loading Docks
- Light assembly work cells
- Retail sales floors

A high performance, fully powered stacker that offers instant flexibility and versatility, providing significant improvement in worker productivity. FOB Shipping Point.

Product No.	Load Cap. (lbs.)	Raised Height	PRESTO POWERSTAK			Forks O.D.	Base Legs I.D./O.D.	Wt. (lbs.)	Price Ea.
			Lowered Height	Dimensions H x W x L					
Fork Over - 24" Load Center									
HPPS2200-62NFO-21	2200	62"	3½"	78 x 32 x 67"	21"	N/A	1100	\$8,495.00	
HPPS2200-62NFO-27	2200	62"	3½"	78 x 32 x 67"	27"	N/A	1100	8,495.00	
ADJUSTABLE BASE - STRADDLE (40" I.D.-50" I.D.) - 24" LOAD CENTER									
HPPS2200-62NAS	2200	62"	2½"	80 x 48-58 x 69"	12½-27"	40-50"/48-58"	1300	8,495.00	
HPPS2200-101AS	2200	101"	2½"	73-123 x 48-58 x 74"	12½-27"	40-50"/48-58"	1405	10,800.00	
HPPS2200-125AS	2200	125"	2½"	85-147 x 48-58 x 74"	12½-27"	40-50"/48-58"	1445	11,665.00	
HPPS2200-150AS	2200	150"	2½"	99-173 x 48-58 x 74"	12½-27"	40-50"/48-58"	1545	12,880.00	
COUNTERWEIGHT - 15" LOAD CENTER									
HPPS1100-62-CB	1100	62"	1½"	86 x 35 x 92"	12½-27"	40-50"/48-58"	2025	9,980.00	
Load Backrest, Forged Forks, Rubber Drive Wheel, not all options available for all models - call for pricing.									

Load Backrest, Forged Forks, Rubber Drive Wheel, not all options available for all models - call for pricing.

Presto Lift Stik

Ideal for:

- Stock Rooms
- Test and measurement stations
- Office supply rooms
- Electronic assembly areas
- Computer and server rooms

A versatile, lightweight lifter/transporter with capacities ranging from 185 lbs. to over 400 lbs. Features a continuous lifting chain, providing two vertical travel speeds with smooth starts and stops as well as precise load positioning with zero drift. All models come standard with 1/2" thick plastic platform and fixed steel forks. FOB Shipping Point.

Product No.	Load Cap. (lbs.)	Raised Height	Lowered Height	PRESTO LIFT STIK		Power Unit	Charger Outboard	Wt. (lbs.)	Price Ea.
				Dimensions H x W x L	Platform W x L				
HPLS53-150W	150	53"	4½"	60 x 18 x 27"	17½ x 15½"	24DC	115V	100	\$3,855.00
HPLS53-150P	150	53"	4½"	60 x 19½ x 31"	19½ x 19½"	24DC	115V	100	4,315.00
HPLS52-185	185	56"	5"	63 x 23½ x 31"	23½ x 18½"	24DC	115V	105	4,485.00
HPLS60-220	220	65"	5½"	76 x 23½ x 33"	23½ x 18½"	24DC	115V	147	6,135.00
HPLS48-450	445	52"	4½"	63 x 22 x 40"	22 x 23½"	24DC	115V	190	7,575.00

Options for Presto Lift Stik

When selecting options, please call for pricing and to determine suitability and capacity.

Reel Rotator with Expanding Mandrel

For Models: HPLS52-185, HPLS60-220
Wt. 50 (lbs.)

Reel Mandrel - 1½" diameter
27" length, Wt. (17) lbs.

Reel Mandrel - 1½" diameter
18" length, Wt. (15) lbs.

For Models: HPLS52-185, HPLS60-220, HPLS48-450

V-Cradle, Stainless Steel, 360° Rotating

For Models: HPLS52-185, HPLS60-220, HPLS48-450
Wt. 10 (lbs.)

Lift Arm with Eye Bolt - 10½" (distance to hook)

Lift Arm with Eye Bolt - 13½" (distance to hook)

Low Profile Server Platform - 13½"W x 19½"L x ¾" thick



HPLS52-185
As Shown



HPLS53-150W
As Shown




Reel Rotator with
Expanding Mandrel



Lifting Arm with
Lift Bolt



Reel Mandrel



V-cradle, Stainless
Steel, 360° Rotating

LiftPlus® Stackers

- Minimizes bending and stretching.
 - Narrow footprint fits through most doorways and tight spaces, no fork truck required.
 - Provides variable height work surface.
 - Supports diverse loading requirements.
 - Electric screw drive lift system provides smooth, quiet operation.
 - Quick change adapter allows easy changes between attachments.
 - Easy to operate.
 - Lifts 2"/second.
- FOB Shipping Point.

LIFTPLUS® STACKERS					
Product No.	Cap. (lbs.)	Lift Height	Size W x H	Wt. (lbs.)	Price Ea.
HLP54814N-1	350	48"	22 x 60"	101	\$3,788.89
HLP54825N-1	350	48"	33 x 60"	101	4,002.78
HLP56014N-1	350	60"	22 x 72"	108	3,948.61
HLP56025N-1	350	60"	33 x 72"	108	4,163.19
HLP57225N-1*	350	72"	33 x 84"	114	4,529.86

*Shown with Platform Attachment & Forks.

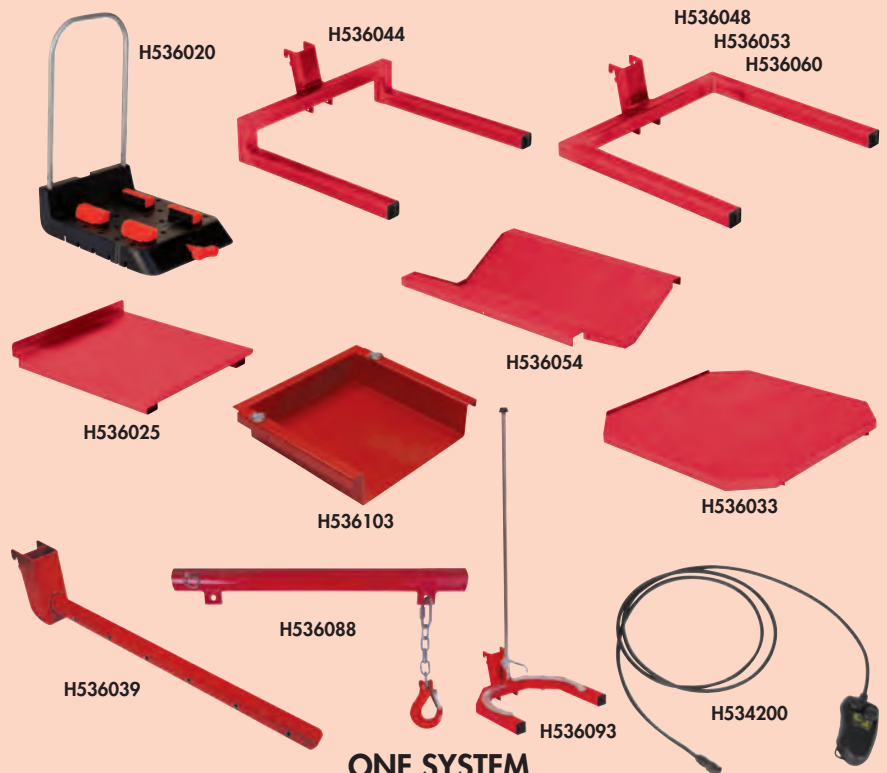
*Platform Attachment & Forks sold separately.

**Disassembles in seconds for easy transportation.



LiftPlus® Attachments and Options

LIFTPLUS® ATTACHMENTS AND OPTIONS				
Product No.	Description	Size W x L	Wt. (lbs.)	Price Ea.
H536020	Work Bench	18 x 18"	23.5	\$313.58
H536026	Quick Change Adapter (required for H536020 work bench only)	N/A	N/A	147.54
H536044	Bent Forks Only available with 14" chassis.	21 x 18"	12.5	285.97
H536053	Straight Forks	18½ x 18½"	11	267.54
H536048	Straight Forks	20 x 32"	16	295.15
H536060	Straight Forks	21 x 18"	11.5	285.97
H536025	Steel Platform Requires H536044 or H536060 fork attachment.	24 x 24"	15.5	147.54
H536103	Steel Platform with Sides Requires H536060 fork attachment. Only available with 25" chassis.	21½ x 19"	30	442.69
H536054	V-Tray Requires H536053 straight forks	19 x 24½"	10	230.00
H536093	Pail Lifter	14 x 16"	11	377.69
H536039	Arbor	1½ x 24"	7.5	231.72
H536033	Steel Platform Requires H536048 fork attachment.	34 x 34"	30	239.78
H536088	Boom and Chain Requires H536039 arbor attachment.	1½ x 24"	5.5	267.54
H534200	Remote	N/A	N/A	267.54
H536130	One-Piece Platform with bumpers. Only available with 22" chassis.	24 x 24"	26	300.98



**ONE SYSTEM.
MANY TOOLS.**

STACKERS AND LIFTS



Hydraulic Foot Pump Stackers

- Lift and transport 1000 lb. loads safely and efficiently.
- Floor locks, safety screen and foot guard standard.

Built and engineered for durable and superior performance. Forks touch the floor on all fork units. Front phenolic wheels are 5" dia. Rear phenolic swivel casters are 4" dia. Dependable hydraulic jack. FOB Shipping Point.

25" Long Fork Stacker

Forks measure 1" thick x 3"W. x 25"L. 25.5" overall width, 40"D.

24" x 24" Platform Stacker

Platforms have 5.75" lowered height. 25.5" overall width, 40"D.

30"L. Fork Stacker

Forks measure 1" thick x 3"W. x 30"L. 32" overall width 44"D.

30 x 32" Platform Stacker

Platforms have 5.75" lowered height. 32" overall width, 44"D.

HESPL-60-2424



HESFL-56-30S

Product No.	Cap. (lbs.)	HYDRAULIC FOOT PUMP STACKERS				Wt. (lbs.)	Price Ea.
		Lift Height	Overall Height	Base Leg Span Inside/Outside	25" L. FORKS		
HESFL-56-25	1000	56"	72"	15"/21"	258	\$2,188.27	
HESFL-64-25	1000	64"	80"	15"/21"	266	2,457.67	
HESFL-76-25	1000	76"	92"	15"/21"	295	2,605.80	
15" LOAD CENTER -- 24" X 24" PLATFORM							
HESPL-60-2424	1000	60"	72"	15"/21"	226	2,042.04	
HESPL-68-2424	1000	68"	80"	15"/21"	234	2,043.07	
HESPL-80-2424	1000	80"	92"	15"/21"	263	2,299.87	
18" LOAD CENTER -- 30"L. FORKS							
HESFL-56-30S	1000	56"	72"	25.5"/32"	281	2,385.55	
HESFL-64-30S	1000	64"	80"	25.5"/32"	289	2,648.40	
HESFL-76-30S	1000	76"	92"	25.5"/32"	322	2,908.20	
18" LOAD CENTER -- 32 X 30" PLATFORM							
HESPL-60-3032	1000	60"	72"	25.5"/32"	265	2,308.08	
HESPL-68-3032	1000	68"	80"	25.5"/32"	273	2,451.72	
HESPL-80-3032	1000	80"	92"	25.5"/32"	298	2,857.80	

Steel surcharges may apply.

Battery Powered Counterbalance Lifts

- Lift and transfer heavy loads with this battery powered lift.
- Ideal for loading and unloading trucks, positioning dies or feeding material to presses.

Remote control, floor lock and safety screen standard. With a minimally charged battery, unit can be used even while recharging. Three light LED charge status indicator included. Easy to read illuminated battery status voltmeter. Order enough weight kits for your planned load. FOB Shipping Point.

BATTERY POWERED COUNTERBALANCE LIFTS							
Product No.	Cap. (lbs.)	Lift Height	Overall Height	Load Center	Fork Length	Wt. (lbs.)	Price Ea.
HPCBFL-56-25	1000	56"	72"	13"	25"	560	\$4,341.04
HPCBFL-64-25	1000	64"	82½"	13"	25"	574	4,442.51
HPCBFL-76-25	1000	76"	92"	13"	25"	611	4,594.34
COUNTERBALANCE WEIGHT KITS							
Product No.	Counterweight (lbs.)	Stacker Load Cap. (lbs.)					
H261041	200	334					
H261042	400	668					
H261043	600	1000					

Battery Powered 1000 lb. to 2000 lb. Pallet Straddle & Platform Stackers

- Ideal for loading and unloading trucks, positioning dies, or feeding material to presses.
- Remote control, three light LED charge status indicator, and easy to read illuminated battery status voltmeter included.

Equipped with safety screen and floor lock. FOB Shipping Point. With a minimally charged battery, unit can be used even while plugged in and recharging.

1000 lb. Platform and Standard and Straddle Fork Units
Features 5" phenolic wheels on front, 4" phenolic swivel casters on rear.

1500 and 2000 lb. Straddle Fork Units

For minimum rolling resistance, features glass filled nylon 5" wheels on front, and 6" swivel casters on rear. Extra long 42" forks for lifting pallets. Versatile adjustable span straddle legs can be set from 34" to 50" inside dimension to handle most standard pallets. Features reinforced frame and base. Double chain, lift support. Heavy-duty pump. Ergonomic "D" handles. Features remote control, floor lock and safety screen.

5th Wheel Steering Option

For easier mobility and precision steering in confined areas. Features 8" locking polyurethane wheels. Spring loaded handle. Can be field installed.

H261099 Wt.33 (lbs.) Price Ea. \$476.21

5th wheel option for greater maneuverability available on 1500 lb. and 2000 lb. capacity models.

BATTERY POWERED PALLET STRADDLE & PLATFORM STACKERS							
Product No.	Cap. (lbs.)	Lift Height	Base Leg Inside/Outside	Load Center	Wt. (lbs.)	Price Ea.	
24" X 24" PLATFORM UNITS							
HPESPL-60-2424	1000	60"	15"/21"	15"	418	\$3,328.71	
HPESPL-68-2424	1000	68"	15"/21"	15"	428	3,269.70	
HPESPL-80-2424	1000	80"	15"/21"	15"	457	3,580.38	
30" X 32" PLATFORM UNITS							
HPESPL-60-3032	1000	60"	25.5"/32"	18"	404	3,733.76	
HPESPL-68-3032	1000	68"	25.5"/32"	18"	427	3,852.34	
HPESPL-80-3032	1000	80"	25.5"/32"	18"	452	4,065.19	
25" STANDARD FORK UNITS							
HPESFL-56-25	1000	60"	15"/21"	15"	452	3,427.38	
HPESFL-64-25	1000	68"	15"/21"	15"	460	3,359.65	
HPESFL-76-25	1000	80"	15"/21"	15"	489	3,684.10	
30" STRADDLE FORK UNITS							
HPESFL-56-30S	1000	60"	25.5"/32"	18"	442	3,634.43	
HPESFL-64-30S	1000	68"	25.5"/32"	18"	456	3,591.40	
HPESFL-76-30S	1000	80"	25.5"/32"	18"	465	4,086.34	
42" FORKS, ADJUSTABLE WIDTH BASE STRADDLE STACKERS							
HPASFL-64-42-3550S-1.5K	1500	64"	35"-50" ID Adj.	24"	587	6,681.10	
HPASFL-76-42-3550S-1.5K	1500	76"	35"-50" ID Adj.	24"	652	6,512.24	
HPASFL-86-42-3550S-1.5K	1500	86"	35"-50" ID Adj.	24"	703	6,800.13	
HPASFL-64-42-3550S-2K	2000	64"	35"-50" ID Adj.	24"	592	6,957.96	
HPASFL-76-42-3550S-2K	2000	76"	35"-50" ID Adj.	24"	657	6,720.14	
HPASFL-86-42-3550S-2K	2000	86"	35"-50" ID Adj.	24"	708	7,665.70	



FULLY POWERED STACKERS



Wesco® Fully Powered Stackers

- Battery Powered System provides both propulsion and lift.
- Eliminates the stress and strain of lifting and transporting heavy loads.
- Simple to use finger-tip controls are built into steering handle.
- 180 degree hinged design allows precision steering in confined spaces.
- Spring loaded mechanism automatically compensates for uneven floors ensuring drive wheels maintain constant contact with floor.
- Automatic emergency safety switch instantly reverses direction if control post comes in contact with an obstacle.
- Heavy-duty maintenance-free sealed battery provides more than ample power for propulsion and lift.



Counter-Balance



Power Drive



Finger-tip Controls

FULLY POWERED STACKERS COUNTER BALANCE - 25" FORKS						
Product No.	Cap. (lbs.)	Lift Height	Base Leg In/Out	Load Center	Wt. (lbs.)	Price Ea.
HPCBFL-56-25-PD	1000	56"	15"/21"	15"	717	\$7,463.43
HPCBFL-64-25-PD	1000	64"	15"/21"	15"	734	7,869.66
HPCBFL-76-25-PD	1000	76"	15"/21"	15"	771	7,643.81
COUNTER BALANCE WEIGHT KITS (For use with counter-balance models only)						
H261041-200 LB KIT	334	N/A	N/A	N/A	200	\$334.75
H261042-400 LB KIT	668	N/A	N/A	N/A	400	668.65
H261043-600 LB KIT	1000	N/A	N/A	N/A	600	939.66
25" FORKS						
HPESFL-56-25-PD	1000	56"	15"/21"	15"	612	\$6,614.50
HPESFL-64-25-PD	1000	64"	15"/21"	15"	620	6,706.53
HPESFL-76-25-PD	1000	76"	15"/21"	15"	649	6,885.85
30" FORKS, WIDE STRADDLE						
HPESFL-56-30S-PD	1000	56"	25 1/2"/32"	18"	602	\$6,735.60
HPESFL-64-30S-PD	1000	64"	25 1/2"/32"	18"	616	7,070.69
HPESFL-76-30S-PD	1000	76"	25 1/2"/32"	18"	625	7,438.28
24" x 24" PLATFORM						
HPESPL-60-2424-PD	1000	60"	15"/21"	15"	578	\$6,258.38
HPESPL-68-2424-PD	1000	68"	15"/21"	15"	588	6,557.96
HPESPL-80-2424-PD	1000	80"	15"/21"	15"	617	7,076.99
30" x 32" PLATFORM						
HPESPL-60-3032-PD	1000	60"	25 1/2"/32"	18"	564	\$6,848.61
HPESPL-68-3032-PD	1000	68"	25 1/2"/32"	18"	587	7,236.23
HPESPL-80-3032-PD	1000	80"	25 1/2"/32"	18"	612	7,025.85
30" x 32" PLATFORM						
HPESPL-60-3032-30S-2K-PD	2000	60"	30"/36"	18"	644	\$8,661.60
HPESPL-68-3032-30S-2K-PD	2000	68"	30"/36"	18"	657	8,469.45
HPESPL-80-3032-30S-2K-PD	2000	80"	30"/36"	18"	699	8,633.19
HPESPL-90-3032-30S-2K-PD	2000	90"	30"/36"	18"	738	9,423.34
42" FORKS, ADJUSTABLE STRADDLE						
Product No.	Cap. (lbs.)	Lift Height	Inside Straddle Range	Load Center	Wt. (lbs.)	Price Ea.
HPASFL-64-42-3550S-2K-PD	2000	64"	35"/50"	24"	752	\$10,132.76
HPASFL-76-42-3550S-2K-PD	2000	76"	35"/50"	24"	817	11,346.47
HPASFL-86-42-3550S-2K-PD	2000	86"	35"/50"	24"	868	10,630.80
35" FORKS ECONOMY STACKER						
HEKS-10	2200	117 1/2"	19"/27"	18"	826	\$7,987.56

Steel surcharges may apply.



25" Forks



HEKS-10 Economy Stacker

LIFT HAND TRUCKS

Hydraulic Lift Hand Trucks

- Dependable hydraulic lift system helps prevent muscle and back strain.

Two & four wheel models. 2-wheel model features a noseplate that touches floor for easy loading. 4-wheel model provides full support and easy transport. Lift height of 54" gives plenty of clearance. 750 lbs. capacity. Wheel locks standard. FOB Shipping Point.

Product No.	HYDRAULIC LIFT HAND TRUCKS		Wt. (lbs.)	Price Ea.
	Platform Size W x D			
	2-WHEEL			
HPL-54-2222	22 x 22"		156	\$1,352.47
HPL-54-2230	30 x 22"		166	1,495.68
	4-WHEEL			
HDPL-54-2222	22 x 22"		162	1,420.20
HDPL-54-2230	30 x 22"		172	1,571.76

Lightweight Office Lifts

- Ideal for lifting and transporting heavy boxes of paper, materials and more.

Available in manual or battery powered models. Small footprint allows for easy storage and mobility. Electric model includes remote control and battery charger. 220 lbs. lift capacity. FOB Shipping Point.



Product No.	LIGHTWEIGHT OFFICE LIFTS		Wt. (lbs.)	Price Ea.
	Platform Size	Lift Height		
HMOL	18 x 23"	58.5"	104	\$1,029.67
HEOL	18 x 23"	66"	146	2,687.47

Super Heavy-Duty Cargo Lifts

- Capacities up to 10,000 lbs. provide the most economical way to lift and move large, bulky loads.

Super Heavy-Duty Cargo Lifts are sold in pairs to facilitate lifting bulky loads from each end utilizing a heavy-duty hand operated hydraulic jack. Swivel casters allow movement in any direction. All models supplied with hooks for attaching recommended optional HLB-1 or HLB-2 load binders. Sold in pairs. FOB Shipping Point.



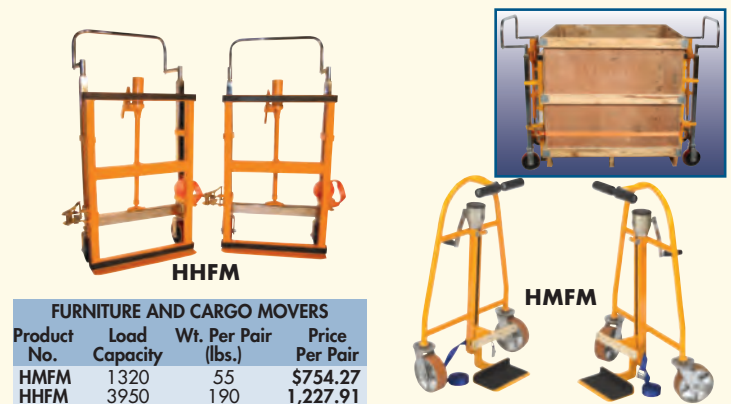
Product No.	SUPER HEAVY-DUTY CARGO LIFTS				Price Per Pair
	Lift Capacity (lbs.)	Lift Height	Caster	Wt. Per Pair (lbs.)	
HRNR-2	2000	5"	Steel	160	\$1,694.51
HRNR-2P	2000	5"	Poly	167	2,053.23
HRNR-4	4000	12"	Steel	315	2,433.03
HRNR-4P	4000	12"	Poly	313	2,776.37
HRNR-6	6000	6"	Steel	325	2,919.41
HRNR-6P	6000	6"	Poly	306	2,780.17
HRNR-64	6000	12"	Steel	359	3,004.79
HRNR-64P	6000	12"	Poly	359	3,354.81
HRNR-8	8000	6"	Steel	390	3,425.91
HRNR-8P	8000	6"	Poly	402	3,271.24
HRNR-10	10000	6"	Steel	480	3,446.69
HRNR-10P	10000	6"	Poly	475	3,568.89




Furniture and Cargo Movers

- Sold in pairs - Ideal for moving crates, furniture and more.

Available in manual or hydraulic models. Small footprint allows for easy storage and mobility. Included straps secure loads tightly. Sold in pairs. FOB Shipping Point.



Product No.	FURNITURE AND CARGO MOVERS			Price Per Pair
	Load Capacity	Wt. Per Pair (lbs.)		
HMFM	1320	55		\$754.27
HHFM	3950	190		1,227.91




HRNR-2 Shown Used With Optional Load Binder

Steel or aluminum surcharges may apply.

Optional Load Binder

Two 12' long high strength nylon belts with heavy-duty ratchet tighteners. Highly recommended for stabilizing large, bulky loads. FOB Shipping Point.

HLB-1 Delta Ring Load Binder
Wt. 6 (lbs.) Price Ea. \$190.49
HLB-2 "E" Track Hook Load Binder
Wt. 7 (lbs.) Price Ea. \$195.63



LIFTING ACCESSORIES



Positive Locking Plate Clamps

- Grips sheet until release ring is pulled.

Serrated gripper is hardened tool steel. Forged head and gear. Safety factor is 2 to 1. Designed to meet ASME B30.20 standards. Not to be used on stainless steel or aluminum plates. For use with materials with a surface hardness to 30 RC (300 HB). FOB Shipping Point.



POSITIVE LOCKING PLATE CLAMPS							
Product No.	Max. Plate Thickness	Min. Plate Wt. (lbs.)	Working Load Limit (lbs.)	Throat Depth	Bale Opening	Wt. (lbs.)	Price Ea.
HLPC-20	.80"	400	2000	2.3"	1.7"	9	\$259.97
HLPC-40	1.18"	800	4000	2.9"	2.2"	13	\$299.87
HLPC-60	1.56"	1200	6000	3.3"	1.9"	21	\$398.89

Vertical Plate Clamps With Chain

- Designed for lifting plate material in a vertical position.

Lifting eye includes chain for greater versatility. Heavy-duty steel construction for years of reliable use. Meets ASME B30.20 specifications. Not to be used on stainless steel or aluminum plates. For use with materials with a surface hardness to 30 RC (300 HB). FOB Shipping Point.



VERTICAL PLATE CLAMPS WITH CHAIN							
Product No.	Max. Plate Thickness	Min. Plate Wt. (lbs.)	Working Load Limit (lbs.)	Throat Depth	Bale Opening	Wt. (lbs.)	Price Ea.
HCPC-10	.6"	200	1000	1.25"	2 1/4"	6	\$207.91
HCPC-20	.8"	400	2000	3"	3"	14	\$279.93
HCPC-40	1"	800	4000	3"	3 1/2"	17	\$365.87
HCPC-80	1.18"	1320	6600	3"	5 1/4"	33	\$564.96

Hook Plates

Hook Plates enable any fork truck to safely lift a load using chains, cables or slings. Features slanted fork openings measuring 6 1/2" wide by 1 1/4" high to prevent the hook plate from being used upside down. A hook with anchor shackle is included. FOB Shipping Point.



HOOK PLATES						
Product No.	Hook Style	Height Without Hook	Overall Width	Uniform Cap.	Wt. (lbs.)	Price Ea.
HLM-HP4-S	Swivel	6"	24"	4000	23	\$177.99
HLM-HP4-R	Rigid	6"	24"	4000	23	\$168.96
HLM-HP6-S	Swivel	6"	24"	6000	25	\$211.91

Convert your forklift into a hook with anchor in a MATTER OF SECONDS.



Lift Truck Fork Extensions

- Provide the extra support needed to lift long or large objects with a fork truck.
- Fits onto forks up to 2 1/2" thick.

Rugged and durable welded steel construction with cast steel fork tips. Steel retaining strap prevents fork extensions from sliding off forks during use. Extensions are put on by sliding them up the fork at a 45° angle. OSHA regulations require that extensions are no more than 150% of the existing fork length. Powder coat Yellow finish. FOB Shipping Point.



48 Hours to Ship



LIFT TRUCK FORK EXTENSIONS						
Product No.	Accommodates Fork Width	Fork Extensions Inside Width	Length	Max. Fork Thickness	Wt. (lbs.)	Price/Pr.
HFE-4-48	4"	4 1/2"	48"	2"	74	\$346.95
HFE-4-54	4"	4 1/2"	54"	2"	84	\$359.92
HFE-4-63*	4"	4 1/2"	63"	2"	98	\$402.87
HFE-4-72	4"	4 1/2"	72"	2"	114	\$469.95
HFE-4-84	4"	4 1/2"	84"	2"	145	\$532.95
HFE-4-96	4"	4 1/2"	96"	2"	172	\$589.91
HFE-5-48	5"	5 1/2"	48"	2"	86	\$426.95
HFE-5-54	5"	5 1/2"	54"	2"	96	\$439.92
HFE-5-63*	5"	5 1/2"	63"	2"	110	\$482.87
HFE-5-72	5"	5 1/2"	72"	2"	128	\$499.95
HFE-5-84	5"	5 1/2"	84"	2"	160	\$612.95
HFE-5-96	5"	5 1/2"	96"	2"	191	\$669.91
HFE-6-48	6"	6 1/2"	48"	2 1/2"	94	\$485.95
HFE-6-54	6"	6 1/2"	54"	2 1/2"	104	\$499.85
HFE-6-63*	6"	6 1/2"	63"	2 1/2"	116	\$503.85
HFE-6-72	6"	6 1/2"	72"	2 1/2"	134	\$546.95
HFE-6-84	6"	6 1/2"	84"	2 1/2"	190	\$598.85
HFE-6-96	6"	6 1/2"	96"	2 1/2"	218	\$640.99

OSHA Regulations require that extensions DO NOT exceed the length of the forks by more than 150%. *Recommended maximum length for 42" forks.

High Strength Fork Extensions

- Over 40% lighter than standard extensions.

High Strength Fork Extensions are the perfect accessory for new or existing forks. The high strength material provides extra support needed to lift large heavy objects with a fork lift. A 3/8" thickness and included lifting handle for simple placement of the extension onto the lifting fork. These models are almost 40% lighter than standard fork extensions. 4,000 pound capacity is evenly distributed per pair. A powder coat finish is included to diminish scrapes and minimize abrasion during use. Baked-in powder coat finish for added toughness. FOB Shipping Point.



HIGH STRENGTH FORK EXTENSIONS							
Product No.	Accommodates Fork Width	Inside Width	Usable Length	Max. Fork Thickness	Installation Wt. (lbs.)	Wt. (lbs.)	Price/Pr.
HFE-HS-4-63	4"	4 1/2"	63"	2"	14	64	\$409.85
HFE-HS-4-72	4"	4 1/2"	72"	2"	17	72	\$443.88
HFE-HS-4-84	4"	4 1/2"	84"	2"	26	84	\$477.92
HFE-HS-4-96	4"	4 1/2"	96"	2"	29	94	\$504.99
HFE-HS-5-63	5"	5 1/2"	63"	2"	16	72	\$426.95
HFE-HS-5-72	5"	5 1/2"	72"	2"	19	80	\$460.89
HFE-HS-5-84	5"	5 1/2"	84"	2"	29	94	\$493.87
HFE-HS-5-96	5"	5 1/2"	96"	2"	32	106	\$528.91
HFE-HS-6-63	6"	6 1/2"	63"	2 1/2"	17	78	\$493.85
HFE-HS-6-72	6"	6 1/2"	72"	2 1/2"	21	90	\$539.92
HFE-HS-6-84	6"	6 1/2"	84"	2 1/2"	32	102	\$589.89
HFE-HS-6-96	6"	6 1/2"	96"	2 1/2"	34	116	\$633.88

Hoisting Hooks

- Convert your fork trucks into a hook with anchor in seconds.
- Built for durable and safe service.

Easy to attach Hoisting Hook does not require special tools. Secured to the fork truck by means of a 48"L safety restraint and screw clamps. Available in single or double fork design. Both single and double attachments are zinc plated. Swivel or rigid hook with shackle included. FOB Shipping Point.

Product No.	Cap. (lbs.)	Hook Type	Usable Fork Pocket Size W x H	Wt. (lbs.)	Price Ea.
SINGLE FORK ATTACHMENT					
HS-FORK-4/6-RL	4000	Rigid	6 x 2 1/4"	15	\$120.91
HS-FORK-4/6-SL	4000	Swivel	6 x 2 1/4"	15	\$128.97
DOUBLE FORK ATTACHMENT					
HD-FORK-4-RL	4000	Rigid	7 1/4 x 2 1/2"	31	\$227.99
HD-FORK-4-SL	4000	Swivel	7 1/4 x 2 1/2"	33	\$229.95
HD-FORK-10-SL	10000	Swivel	6 3/8 x 3 1/2"	55	\$397.91

LIFT HAND TRUCKS

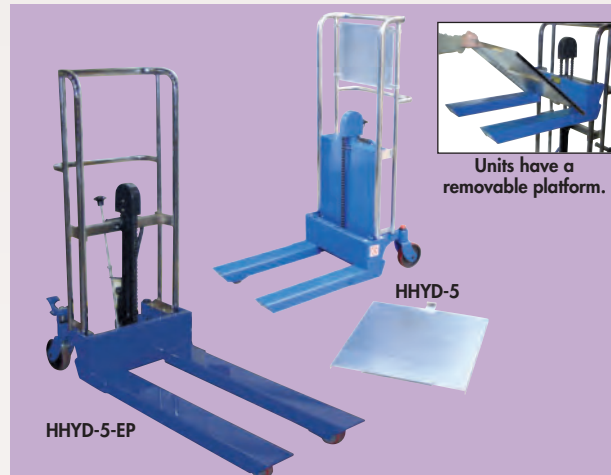



Hydra Carts

- Transport loads in the lowered position and maneuver work materials without the use of a fork truck.
- An efficient way to unload heavy objects from semi-trailers.
- The wheels at the top of each truck allow for easy accessibility into delivery trucks.

Upper wheels standard for loading into trucks. Safe, easy one person handling of loads up to 1000 lbs. Rugged steel construction for years of dependable service. Precision built hydraulic system is activated by easy action foot lever. FOB Shipping Point.

Product No.	Platform Size W x L	HYDRA CARTS Service Range	Cap. (lbs.)	Wt. (lbs.)	Price Ea.
HHYDRA-2	20 x 16"	2½ to 52"	750	221	\$1,146.95
HHYDRA-4	21½ x 22"	5½ to 52"	750	250	1,276.91
HHYDRA-HD	21½ x 22"	4½ to 52½"	1000	241	1,347.85



Units have a removable platform.

Hefti-Lifts

- User-friendly portable lifts provide powerful lifting when moving or positioning loads.
- Ideal for commercial or industrial work.

Economical and attractive. Features removable chrome platform for operations requiring forks. Manual hydraulic pump mechanism yields ¾" of platform travel per stroke. Non-slip chain is used for accurate positioning. Units roll easily on 2 rigid, 2 swivel polyurethane casters and includes a foot operated brake for extra safety. All welded steel construction with chrome platform and uprights. Forks measure 4¾"W. x 2½"H. -- fork length is same as platform length. Not for use with pallets. FOB Shipping Point.

Product No.	Platform Size W x L	Service Range	Cap. (lbs.)	Operation	Wt. (lbs.)	Price Ea.
HHYD-5	23 x 24"	4½ to 44"	880	Foot pump	246	\$1,040.87
HHYD-10	23 x 24"	4½ to 59"	880	Foot pump	280	1,196.99
HHYD-10-DC*	22½ x 25½"	3½ to 59"	880	12V DC power	330	3,621.89
HHYD-5-EP	23 x 40"	3½ to 44"	400	Foot pump	293	1,264.87
HHYD-10-EP	23 x 40"	3½ to 59"	300	Foot pump	308	1,333.88

*Not Shown.


Lite Load Lifts

- Easy to operate lifts are available in steel or aluminum construction for long life.
- Lift and transport loads from delivery trucks, to docks, maintenance work or use in inventory systems.

Smooth rolling on 6" x 2" poly-on-poly rear wheels with 2" semi-steel front wheels, suffix (-FW). 8" x 2" poly-on-poly rear wheels, four swivel casters, and a hand operated floor lock are standard on units with suffix (-4SFL). Located on the handle are two rollers to ease loading into delivery trucks. Horizontal load center is 10". Low Profile units have a deck height of ¾" with 2" high side lips. FOB Shipping Point.

Product No.	Description	Platform Size W x L	Service Range	Cap. (lbs.)	Wt. (lbs.)	Price Ea.
LITE LOAD LIFTS STEEL CONSTRUCTION						
HLLW-202058-FW	Winch	20 x 20"	3½ to 58"	500	107	\$872.88
HLLW-242060-4SFL	Winch	24 x 20"	6½ to 60"	500	198	1,093.85
HLLH-202053-FW	Foot Pump	20 x 20"	3½ to 51½"	500	180	1,054.93
ALUMINUM CONSTRUCTION						
HALLW-2020-FW	Winch	20 x 20"	3½ to 58"	400	67	\$781.88
HALLW-2420-4SFL	Winch	24 x 20"	6½ to 60"	400	141	1,156.85

Product No.	Description	Platform Size W x L	Service Range	Cap. (lbs.)	Wt. (lbs.)	Price Ea.
LOW PROFILE LITE LOAD LIFTS STEEL CONSTRUCTION						
HLLPW-500-FW	Winch	20 x 20"	¼ to 55"	500	134	\$799.93
HLLPH-500-FW	Foot Pump	20 x 20"	¼ to 48½"	500	205	1,069.91



Wheels are at the top of each truck to allow for easy accessibility into delivery trucks.

Aluminum Winch HALLW-2020-FW



Steel Low Profile Winch HLLPW-500-FW

LIFTING EQUIPMENT



Counter Balanced Floor Cranes

- Hand pump or 12V DC powered.
- Welded steel construction.
- Counterbalance included.

This crane has an adjustable boom to allow for maximum adjustments and versatility to lift a variety of loads. The boom is raised with a manual hydraulic hand pump or a push of a button on DC powered units. The boom also telescopes out for a greater reach. The counterbalance design eliminates the need for front legs, making the unit easier to maneuver and ideal for reaching tight, hard to reach areas. Units roll on two (2) rigid 8" x 2" glass-filled nylon and two (2) swivel 8" x 3" phenolic casters with side brake. FOB Shipping Point.



COUNTER BALANCED FLOOR CRANES HAND PUMP OPERATION

Product No.	Boom Reach	Hook Height	Overall Size W x L x H	Cap. (lbs.)	Wt. (lbs.)	Price Ea.
HCBFC-500	39" - 63 3/4"	5 - 90"	29 x 135 1/2 x 102"	500	1259	\$3,213.97
HCBFC-1000	39" - 63 3/4"	5 - 90"	29 x 145 1/2 x 102"	1000	1845	4,404.85
HCBFC-2000	39" - 63 3/4"	15 - 96"	29 x 159 1/2 x 107 1/2"	2000	2736	5,963.87

12V DC POWERED OPERATION

HCBFC-500-DC	39" - 63 3/4"	5 - 90"	29 x 135 1/2 x 102"	500	1319	\$4,537.91
HCBFC-1000-DC	39" - 63 3/4"	5 - 90"	29 x 145 1/2 x 102"	1000	1851	5,902.91
HCBFC-2000-DC	39" - 63 3/4"	15 - 96"	29 x 159 1/2 x 107 1/2"	2000	2673	7,686.95

Electric Powered Floor Cranes

- Includes rigid hook with safety latch.
- Features adjustable length legs.

Fully powered shop cranes (power hoist & power in/out boom) for moving loads quickly, easily, and safely. 24V DC drive and lift motor handles heavy-duty jobs. Ergonomic handle features easy-to-operate throttle with infinite adjustment of forward and reverse speeds, lift/lower controls, proprietary safety-enhancing emergency reverse function, and horn. Includes an electromagnetic disk brake with automatic dead-man feature that activates when user releases the handle. Powered shop crane has two (2) 12V batteries, integral battery charger, and battery level gauge. Poly-on-steel steer and load wheels. 3-4 hour operation at full charge - 8 hours when used intermittently. Includes rigid hook with safety latch. FOB Shipping Point.

HEPFC-25 features adjustable length legs.

HEPFC-25-AA features adjustable length legs and adjustable width legs.

HEPFC-CB-15 features fixed legs and counter balance design.



ELECTRIC POWERED FLOOR CRANES

Product No.	Cap. (lbs.)	Retracted Cap. (lbs.)	Extended Cap. (lbs.)	Lift Range Retracted/Extended	Retracted Size W x L x H	Wt. (lbs.)	Price Ea.
HEPFC-25	2500	600	600	44 1/4 x 94"	30 x 80 x 63"	1040	\$11,492.91
HEPFC-25-AA	2500	600	600	44 1/4 x 97"	43 3/4 x 79 1/2 x 67"	1040	12,146.92
HEPFC-CB-15	1500	400	400	44 1/4 x 97"	33 1/2 x 107 1/2 x 68 3/4"	1982	12,848.88

HEPFC-HC Optional floor crane hand control, Wt. 3 (lbs.) Price Ea. \$249.87

Steel DC Powered Quick Lift

- Ergonomic portable electric lift is the quick way to get products from one height to another and from one location to another.
- The most maneuverable lightweight lift of its kind.

Confined spaces and narrow aisles are no longer a problem. Features high density polyethylene platform, proofed lifting chain, Poly casters: (2) swivel and (2) swivel-locking are standard except HPEL-400 units come with rigid front wheels and swivel rear wheels with locks. Robust D/C power unit and 115V AC charger. Standard with push button control panel and battery indicator.

Optional hand held push button control available. Painted Royal Blue. FOB Shipping Point.



Hand Winch Lifter

- Durable lift is easy to maneuver in congested areas.
- Features 21" W x 19 1/2" L removable platform for increased versatility.

Easily adjusted handle length expedites up and down speed and convenience. Lifts 2 1/2" per rotation. 4" x 1" wheel size. FOB Shipping Point.



HAND WINCH LIFTER

Product No.	Cap. (lbs.)	Service Range	Overall Width	Overall Height	Fork Length	Wt. (lbs.)	Price Ea.
HHWL-330	330	3" to 43 1/2"	22 1/4"	58 1/2"	19 1/2"	213	\$941.92

Quick Lift Accessories



Product No.	Cap. (lbs.)	Raised Hgt.	Lowered Hgt.	Caster Platform Size W x L	Operation	Wt. (lbs.)	Price Ea.
HPEL-88S-D3	175	57"	5.625"	3"	23 1/2 x 18 1/2"	DC Power	225
HPEL-100S-D3	125	72"	5.625"	3"	23 1/2 x 18 1/2"	DC Power	245
HPEL-400S-57-D3	400	57"	6.5"	4"	24 x 20"	DC Power	574
HPEL-400S-72-D3	400	72"	6.5"	4"	24 x 20"	DC Power	560

HPEL-2PB Quick lift option push button control Price Ea. \$131.99

Special Attachments and platform available.

Aluminum DC Powered Quick Lift

- Corrosion resistant, lightweight and quiet.
- Efficient and quiet screw design uses less power per lb. to lift.

All lift components concealed in lift column -- no dangerous pinch points. Ideal for cleanroom environments. Virtually maintenance free design. Finger tip lift speed adjustment. Rolls on 3" x 1 1/2" polyurethane wheels -- 2 swivel/lock, 2 swivel. Standard with push button control panel, 115V AC charger. Optional hand held push button control available. FOB Shipping Point.



Product No.	Cap. (lbs.)	Raised Hgt.	Lowered Hgt.	Overall Hgt.	Overall Length	Platform Size W x L	Wt. (lbs.)	Price Ea.
HPEL-88A-D3	175	57"	5.5	70 3/8"	36"	23 1/2 x 18 1/2"	205	\$2,859.87
HPEL-100A-D3	125	72"	5.5	85 3/8"	36"	23 1/2 x 18 1/2"	225	2,987.95

HPEL-2PB Quicklift option push button control Price Ea. \$131.99



QUICK LIFT ACCESSORIES

Product No.	Description	Wt. (lbs.)	Price Ea.
HPEL-HOOK	Hook Arm	9	\$95.99
HPEL-SPIN	Single Spindle	11	114.85
HPEL-DSPIN	Double Spindle	21	161.92
HPEL-VBLK	"V" Block Attachment	27	179.99
HPEL-CONV	Conveyor with Brake	40	762.95
HPEL-PAIL	Pail Dumper	20	403.96
HPEL-400S-KEG-KT	Keg lifter kit for Series HPEL-400	12	143.93

STACKERS

Platform Stackers and Work Positioners

- Hydraulic Foot Pedal Lifts and Battery Powered Lifts.
- Battery Powered lift models include a heavyduty deep-cycle battery and built-in charger.

Lift to heights of 58" to 80" with hydraulic ease. Handles loads up to 1,000 lbs. Hydraulic rams and pedal pumps are oversized and manufactured "in house" for years of trouble-free operation. Roller lift chain with over 9000 lbs. yield. Platform is welded unitized construction for strength and safety. 2" wide phenolic wheels and floor lock are standard. Optional wheels are available. FOB Shipping Point.



Hydraulic Fork Stackers

- Battery Powered Fork Lifts
- Foot Pedal Fork Lifts

Oversized Hydraulic rams and pedal pumps lift 1000 pounds 54" to 76" on heavy duty 4" wide and 1" thick forks, roll the load on 2" wide phenolic wheels and stay in place with a standard floor lock. The roller lift chain has over 9000 lbs. yield. Battery powered lift models include a heavy duty deep-cycle battery and a 10 amp automatic built-in charger. Optional wheels are available. FOB Shipping Point.



HYDRAULIC PLATFORM STACKERS AND WORK POSITIONERS									
Product No.	Wheel Front	Wheel Rear	Legs ID	Legs OD	Load Center	Platform Lowered Height	Platform Raised Height	Machine Weight (lbs.)	Price Ea.
FOOT PEDAL LIFT									
HPS2460	5 x 2"	4 x 2"	14"	22"	15"	5 1/4"	60"	282	\$2,683.00
HPS2470	5 x 2"	4 x 2"	14"	22"	15"	5 1/4"	70"	297	2,722.00
HPS2480	5 x 2"	4 x 2"	14"	22"	15"	5 1/4"	80"	312	2,836.00
HPS3060	5 x 2"	4 x 2"	25"	33"	18"	5 1/4"	60"	305	2,809.00
HPS3070	5 x 2"	4 x 2"	25"	33"	18"	5 1/4"	70"	320	2,998.00
HPS3080	5 x 2"	4 x 2"	25"	33"	18"	5 1/4"	80"	335	3,187.00
BATTERY POWER LIFT									
HPS2458B	5 x 2"	4 x 2"	14"	22"	15"	5 1/4"	58"	405	4,381.00
HPS2470B	5 x 2"	4 x 2"	14"	22"	15"	5 1/4"	70"	423	4,484.00
HPS2480B	5 x 2"	4 x 2"	14"	22"	15"	5 1/4"	80"	440	4,586.00
HPS3058B	5 x 2"	4 x 2"	25"	33"	18"	5 1/4"	58"	424	4,615.00
HPS3070B	5 x 2"	4 x 2"	25"	33"	18"	5 1/4"	70"	442	4,685.00
HPS3080B	5 x 2"	4 x 2"	25"	33"	18"	5 1/4"	80"	460	4,792.00
HAND WINCH LIFT									
HPS2460W	5 x 2"	4 x 2"	14"	22"	15"	5 1/4"	60"	260	2,482.00
HPS2470W	5 x 2"	4 x 2"	14"	22"	15"	5 1/4"	70"	270	2,654.00
HPS2480W	5 x 2"	4 x 2"	14"	22"	15"	5 1/4"	80"	280	2,733.00
HPS3060W	5 x 2"	4 x 2"	25"	33"	18"	5 1/4"	60"	300	2,709.00
HPS3070W	5 x 2"	4 x 2"	25"	33"	18"	5 1/4"	70"	310	2,819.00
HPS3080W	5 x 2"	4 x 2"	25"	33"	18"	5 1/4"	80"	320	3,012.00

HYDRAULIC FORK STACKERS										
Product No.	Fork Length	Wheel Front	Diameters Rear	Forks OD Min.	Forks OD Max.	Load Center	Forks Lowered Height	Forks Raised Height	Machine Weight (lbs.)	Price Ea.
FOOT PEDAL LIFT										
HFS2556	25"	5 x 2"	4 x 2"	8"	26½"	15"	1"	56"	354	\$2,735.00
HFS2566	25"	5 x 2"	4 x 2"	8"	26½"	15"	1"	66"	369	2,848.00
HFS2576	25"	5 x 2"	4 x 2"	8"	26½"	15"	1"	76"	384	2,953.00
HFS3056	30"	5 x 2"	4 x 2"	8"	26½"	18"	1"	56"	389	2,987.00
HFS3066	30"	5 x 2"	4 x 2"	8"	26½"	18"	1"	66"	404	3,021.00
HFS3076	30"	5 x 2"	4 x 2"	8"	26½"	18"	1"	76"	419	3,148.00
BATTERY POWER LIFT										
HFS2554B	25"	5 x 2"	4 x 2"	8"	26½"	15"	1"	54"	477	4,730.00
HFS2566B	25"	5 x 2"	4 x 2"	8"	26½"	15"	1"	66"	495	4,755.00
HFS2576B	25"	5 x 2"	4 x 2"	8"	26½"	15"	1"	76"	512	4,881.00
HFS3054B	30"	5 x 2"	4 x 2"	8"	26½"	18"	1"	54"	508	4,895.00
HFS3066B	30"	5 x 2"	4 x 2"	8"	26½"	18"	1"	66"	526	5,039.00
HFS3076B	30"	5 x 2"	4 x 2"	8"	26½"	18"	1"	76"	544	5,196.00
HAND WINCH LIFT										
HFS2556W	25"	5 x 2"	4 x 2"	8"	26½"	15"	1"	56"	390	2,320.00
HFS2566W	25"	5 x 2"	4 x 2"	8"	26½"	15"	1"	66"	400	2,439.00
HFS2576W	25"	5 x 2"	4 x 2"	8"	26½"	15"	1"	76"	410	2,688.00
HFS3056W	30"	5 x 2"	4 x 2"	8"	26½"	18"	1"	56"	425	2,571.00
HFS3066W	30"	5 x 2"	4 x 2"	8"	26½"	18"	1"	66"	435	2,757.00
HFS3076W	30"	5 x 2"	4 x 2"	8"	26½"	18"	1"	76"	445	2,932.00

Pallet Stackers

- 1000 pound capacity
- Hydraulic Foot Pedal or Battery Powered Lifts

4"W. and 1" thick solid steel forks adjust from 8" to 26 1/2" OD lift to heights of 66" and 76" and lower completely to the floor. Oversized pedal pumps and hydraulic rams are manufactured in our plant for optimum trouble free operation. Yield on roller chain is 9000 pounds. Heavy duty deep-cycle battery and 10 amp automatic built-in charger are included with battery powered models. 2" W. phenolic wheels, Floor lock is standard. Optional wheels are available. FOB Shipping Point.

HYDRAULIC PALLET STACKERS										
Product No.	Fork Length	Wheel Front	Diameters Rear	Forks OD Min.	Forks OD Max.	Load Center	Forks Lowered Height	Forks Raised Height	Machine Wt. (lbs.)	Price Ea.
FOOT PEDAL LIFT										
HSS4266	36"	5 x 2"	4 x 2"	8"	26½"	24"	1"	66"	455	\$3,356.00
HSS4276	36"	5 x 2"	4 x 2"	8"	26½"	24"	1"	76"	470	3,587.00
HSS5066	36"	5 x 2"	4 x 2"	8"	26½"	24"	1"	66"	470	3,587.00
HSS5076	36"	5 x 2"	4 x 2"	8"	26½"	24"	1"	76"	480	3,757.00
BATTERY POWER LIFT										
HSS4266B	36"	5 x 2"	4 x 2"	8"	26½"	24"	1"	66"	578	5,208.00
HSS4276B	36"	5 x 2"	4 x 2"	8"	26½"	24"	1"	76"	593	5,391.00
HSS5066B	36"	5 x 2"	4 x 2"	8"	26½"	24"	1"	66"	593	5,434.00
HSS5076B	36"	5 x 2"	4 x 2"	8"	26½"	24"	1"	76"	603	5,576.00
HAND WINCH LIFT										
HSS4266W	36"	5 x 2"	4 x 2"	8"	26½"	24"	1"	66"	428	3,066.00
HSS4276W	36"	5 x 2"	4 x 2"	8"	26½"	24"	1"	76"	438	3,263.00
HSS5066W	36"	5 x 2"	4 x 2"	8"	26½"	24"	1"	66"	443	3,263.00
HSS5076W	36"	5 x 2"	4 x 2"	8"	26½"	24"	1"	76"	448	3,462.00



FLOOR LOCK

Steel surcharge may apply.

INDUSTRIAL FLOOR CRANES

Straddle Cranes

- Safety by-pass relief valve is standard to prevent dangerous overloading.

2-year warranty on entire crane -- 5-years on frame weldment. Proof tested at 150% capacity -- all cranes exceed ASME PALD-12 and ANSI Z535 Standards. Rolls smoothly, easily on long-wearing phenolic wheels with roller bearings. Optional wheels, floor lock and power lift option featuring deep cycle battery -- fully automatic charger plus a remote pendant on a 20' coil cord available -- call for details. FOB Shipping Point.

HYDRAULIC FLOOR CRANES			
Product No.	Cap. (lbs.)	Wheel Type	Price Ea.
HB-1000	1000	Phenolic	\$2,214.00
HB-2000	2000	Phenolic	4,913.00
HB-2000 w/Power Lift	2000	Phenolic	7,020.00
HB-3000	3000	Phenolic	5,425.00
HB-3000 w/Power Lift	3000	Phenolic	7,532.00

Product No.		HB-1000	HB-2000	HB-3000
Capacity	Position 1	1000 lbs.	2000 lbs.	3000 lbs.
	Position 2	750 lbs.	800 lbs.	1200 lbs.
	Position 3	450 lbs.	400 lbs.	700 lbs.
	Position 4	200 lbs.	300 lbs.	500 lbs.
Boom Ht. (max.)	Position 1	121"	96"	103"
	Position 2	116"	106"	110"
	Position 3	110"	112"	116"
	Position 4	105"	120"	126"
Boom length	Position 1	46"	58"	66"
	Position 2	52"	68"	73"
	Position 3	58"	80"	85"
	Position 4	64"	91"	97"
Base Width (front)		35"	32"	34 1/2"
Base length		53 1/2"	69 1/4"	79"
Length inside legs		43"	55"	65"
Wheels, diameter		5" dia. 2"W.	6" dia. 2"W.	8" dia. 3"W.
Casters, diameter		4" dia. 2"W.	5" dia. 2"W.	6" dia. 2"W.
Overall height		72 1/2"	67 1/4"	76"
Weight		220 lbs.	430 lbs.	545 lbs.

Steel surcharge may apply.

Beech Counterweighted Crane

- Provides safe lifting in close quarters.
- Perfect in machine shops, injection mold shops and other areas where legs out front get in the way.

Each crane is proof loaded at 150% of its rated capacity to insure integrity and is equipped with a safety valve to prevent dangerous overloading. Hydraulic lift is controlled by a hand pump and precision lowering is regulated by a needle valve. All cranes are shipped complete with extension boom, safety swivel hook, counterweights, steering handle and roller bearing phenolic wheels. Exceeds ASME PALD-12 and ANSI Z535 standards. Optional wheels, floor lock and power lift option featuring deep cycle battery -- fully automatic charger plus a remote pendant on a 20' coil cord available -- call for details. FOB Shipping Point.

PROVIDES safe lifting in close quarters.

Product No.	Boom In Cap. (lbs.)	Boom Out Cap. (lbs.)	Boom Reach	Boom Height	Load Wheel Size	Steering Wheel Size	Overall Size L x W x H	Wt. (lbs.)	Price Ea.
HB-500CW	500	350	41-59"	9-104"	6 x 2"	4 x 2"	50 x 31 x 58"	980	\$4,234.00
HB-750CW	750	475	46-54"	6-104"	8 x 2"	5 x 2"	63 x 31 x 64"	1700	5,730.00
HB-750CW w/Power Lift	750	475	46-54"	6-104"	8 x 2"	5 x 2"	63 x 31 x 64"	1755	7,837.00
HB-1000CW	1000	600	46-54"	6-104"	8 x 2"	5 x 2"	63 x 31 x 64"	1735	5,824.00
HB-1000CW w/Power Lift	1000	600	46-54"	6-104"	8 x 2"	5 x 2"	63 x 31 x 64"	1790	7,931.00
HB-1500CW	1500	750	52-90"	8-135"	8 x 3"	6 x 2"	74 x 31 x 76"	2455	6,702.00
HB-1500CW w/Power Lift	1500	750	52-90"	8-135"	8 x 3"	6 x 2"	74 x 31 x 76"	2510	8,809.00
HB-2000CW	2000	1000	52-90"	8-135"	8 x 3"	6 x 2"	74 x 31 x 76"	3035	8,951.00
HB-2000CW w/Power Lift	2000	1000	52-90"	8-135"	8 x 3"	6 x 2"	74 x 31 x 76"	3090	11,058.00

LIFT TRUCKS & CARTS

48 Hours
to Ship

Vestil
We've Got It!

Welding Cylinder Torch Carts

- Welded steel construction with yellow baked-in powder-coated toughness.

Designed for transporting cylinders and cutting torch. Includes two tank compartments with heavy-duty ratchet straps. Brackets are included for holding cutting torch and hose. Sturdy handles and large 16" diameter wheels for tilt-n-go portability. Heavy-duty uniform capacity rating is 500 lbs. HCYL-2 models include lockable storage box for regulators. Box includes hose opening so regulator does not need to be disconnected for storage. Lifting eye is 2" max. diameter, material thickness is 3/8". Usable size of each fork pocket is 7 1/2" W x 2 1/2" H. Units with fire protection include 1/2" (approximately 13mm) marine 1 material, which provides a 30 minute fire protection barrier as described by OSHA standards 1910.253 and 1926.350. All units include cutting torch box, overhead lifting eye, and fork pockets. FOB Shipping Point.



HCYL-2



TORCH BOX

WELDING CYLINDER TORCH CARTS

Product No.	Wheel Type	Overall Size W x L x H	Fire Protection	Wt. (lbs.)	Price Ea.
HCYL-2	Pneumatic	40 1/2 x 34 1/2 x 66 3/4"	No	282	\$804.89
HCYL-2-FF	Foam-Filled	40 1/2 x 34 1/2 x 66 3/4"	No	306	\$843.95
HCYL-2-FP	Pneumatic	40 1/2 x 34 1/2 x 66 3/4"	Yes	305	1,020.91
HCYL-2-FP-FF	Foam-Filled	40 1/2 x 34 1/2 x 66 3/4"	Yes	336	1,082.95

Automatic Height Adjustment Carts

- Raises or lowers as materials are removed or added to the platform keeping material at ergonomic work height.
- Utilize tension springs which can be adjusted in order to fit each particular application.

Increases efficiency while reducing potentially harmful bending and twisting motions. Features springs with adjustable tension allow user to conveniently "fine tune" to fit the application. Removable handle. Rugged heavy duty construction. Rolls on 5 x 2" polyurethane casters -- 2 rigid and 2 swivel with brake. FOB Shipping Point.



Product No.	Cap. (lbs.)	Platform W x L	Service Range	Overall Size W x L x H	Wt. (lbs.)	Price Ea.
HSCSC-500-2040	500	20 1/2 x 40"	14 - 34"	20 1/2 x 49 1/2 x 37 1/2"	300	\$1,577.92
HSCSC-500-4242	500	42 x 42"	14 - 34"	42 x 47 x 37 1/2"	404	1,842.99
HSCSC-1000-4242	1000	42 x 42"	14 - 34"	42 x 47 x 37 1/2"	413	1,873.87
HSCSC-1000-4848	1000	48 x 48"	14 - 34"	48 x 50 1/2 x 37 1/2"	435	2,506.91
HSCSC-2000-4848	2000	48 x 48"	14 - 34"	48 x 50 1/2 x 37 1/2"	497	3,206.85

Self-Elevating Lift Cart

- These carts raise and lower as materials are removed or added.
- Keeps materials at an ergonomic work height.

Increase efficiency while reducing potentially harmful bending or twisting motions. Easy tension adjustment for height/weight sensitivity. Removable bolt-on handles. Rolls on 5" x 1", 2 rigid, 2 swivel casters with brake standard. Handles loads up to 800 lbs. FOB Shipping Point.



Product No.	Cap. (lbs.)	Platform Size W x L	Lowered Height	Raised Height	Overall Size W x L x H	Wt. (lbs.)	Price Ea.
HSCSC-400-2032	400	20 x 32"	13 1/2"	30 3/4"	19 1/2 x 40 x 30 3/4"	213	\$1,044.91
HSCSC-800-2040	800	20 x 40"	14 1/2"	31 1/2"	20 1/2 x 48 1/2 x 35 1/2"	276	1,137.92



HHOP-LP-N



HHOP-LP DUMPING

Low Profile Parts Hoppers

- Reduce the hazards, inconveniences, and time of collecting parts.
- Must be attached to fork truck when dumping.

These unique products have been designed to function as parts hoppers that may be dumped with the assistance of a fork truck. The low profile design allows the hoppers to be placed underneath machinery as a catch basin for parts. The 10 gauge parts hoppers have 7" W x 2" H usable fork pockets for dumping 90° with a fork truck. HHOP-LP rolls smoothly on four (4) wheels, 4" x 2" glass-filled nylon, two (2) rigid, one (1) swivel and one (1) swivel with brake. Model HHOP-LP-N rolls on (3) wheels, two (2) rigid and one (1) swivel with brake. Includes a removable push handle. Once the material is dumped, the hopper will return to the locked position when lowered to the ground. FOB Shipping Point.

LOW PROFILE PARTS HOPPERS

Product No.	Volume Cubic Yard	Overall Size W x D x H	Cap. (lbs.)	Wt. (lbs.)	Price Ea.
HHOP-LP-N	1/2	29 1/2 x 54 x 33 1/2"	2000	199	\$916.88
HHOP-LP	1/2	48 1/2 x 54 1/2 x 34"	2000	282	1,103.99

Hand Winch Lift Trucks

- Compact lift trucks are used to lift material to and from shelves, move office equipment and install ceiling/wall appliances.

Operated by a hand-crank winch that features a reversible handle and a hold-down device for securing the carriage during transport. Forks can be inverted to provide 2 different heights. Rugged thick steel forks are 4" W. x 1 1/4" thick and forks measure 20 1/2" W. x 22" L. overall. Truck is made of durable steel-and-aluminum. Two 8" non-marking rear wheels, two 2" front swivel casters. Counter balanced design has poly-on-poly wheels, (2) 5" rear swivel wheels, (2) 4" front wheels. Models ending with 'HP' and 'EHP' suffixes have extended height capabilities. These units have a 2 stage mast system and a telescoping inner mast frame, giving the user the ability to extend the forks above the height of the first mast. FOB Shipping Point.



Straddle Design
HA-LIFT-S



Standard Design
HA-LIFT-R



Counterbalanced Design
HA-LIFT-CB



Product No.	Cap. (lbs.)	STANDARD DESIGN (Fixed Straddle Width: 12 1/2" I.D. & 21" O.D.)		Wt. (lbs.)	Price Ea.
		Lowered Height	Raised Height		
HA-LIFT-R	500	3 1/2" / 23 1/2"	47" / 67"	191	\$1,417.85
HA-LIFT-R-HP	400	3 1/2" / 23 1/2"	97" / 117"	203	1,624.99
Product No.	Cap. (lbs.)	STANDARD DESIGN (Adjustable Straddle Width: 21 1/2" to 36 1/2" I.D. & 29" to 43 3/4" O.D.)		Wt. (lbs.)	Price Ea.
		Lowered Height	Raised Height		
HA-LIFT-S	500	1 1/2" / 21 1/2"	47 1/4" / 68 3/4"	200	1,539.87
HA-LIFT-S-HP	400	1 1/2" / 21 1/2"	98 3/8" / 120"	219	1,685.92
HA-LIFT-S-EHP	350	1 1/2" / 21 1/2"	122" / 143 1/8"	226	1,617.88
Product No.	Cap. (lbs.)	COUNTERBALANCE DESIGN (Adjustable Straddle Width: 21 1/2" to 36 1/2" I.D. & 28 1/2" to 43 3/4" O.D.)		Wt. (lbs.)	Price Ea.
		Lowered Height	Raised Height		
HA-LIFT-CB	500	2" / 21 1/2"	47 1/4" / 68 3/4"	437	1,849.92
HA-LIFT-CB-HP	400	2" / 21 1/2"	98 3/8" / 120"	445	2,005.87
HA-LIFT-CB-EHP	350	2" / 21 1/2"	122" / 143 1/8"	454	2,224.97

HA-LIFT-DK Deck Platform

Wt. 18 (lbs.) Price Ea. \$159.88

HA-LIFT-PN 10" Pneumatic Rear Wheels (not used with CB units.)

Wt. 11 (lbs.) Price Ea. \$89.85

ELEVATING CARTS

Hydraulic Elevating Cart

- For all your transporting, lifting and positioning jobs.
- Doubles as an adjustable work station table.



A super rugged mobile hydraulic cart for industrial use. Manually operated foot pedal pump. Durable, precisely engineered hydraulic cylinders. Easy mobility on polyurethane (2 rigid, 2 swivel with brakes) casters. Standard with a Chrome Plated Platform except CART-2000. Models with suffix TS feature two speed foot pumps. FOB Shipping Point.

Ltr. No.	Product No.	Description	Platform Size W x L	Cap. (lbs.)	Service Range	Foot Pump Speed	Wt. (lbs.)	Price Ea.
A	HCART-400	Single Scissor	17 1/2 x 27 1/2"	400	8 3/4" to 29"	Single	134	\$539.87
D	HCART-750-TS	Single Scissor	19 3/4 x 32"	750	15 1/2" to 35 1/2"	Two	230	879.99
B	HCART-800-D-TS	Double Scissor	20 x 35 1/2"	800	15 1/2" to 51 1/2"	Two	275	1,181.85
D	HCART-1000-TS	Single Scissor	19 3/4 x 32"	1000	15 1/2" to 35 1/2"	Two	221	1,029.87
-	HCART-1000-LD	Single Scissor	31 1/2 x 63"	1000	15" to 36"	Single	336	1,351.91
B	HCART-1500-D-TS	Double Scissor	24 x 47 1/2"	1500	19" to 68"	Two	598	1,928.96
C	HCART-1750	Single Scissor	20 x 39 1/2"	1750	17" to 40"	Single	318	1,591.91



Cart Not Included



Ball Transfer Platform

- Packages and products move easily on ball transfer balls.
- Adaptable to many Hydraulic Carts and Scissor Tables
- Bolts on to any platform. Cart not included.
- FOB Shipping Point.
- Capacity 75 lbs.

Product No.	Size	Finish	Wt. (lbs.)	Price Ea.
HBALL-1828	18 1/2" x 28"	CHROME	30	\$593.93
HBALL-2036	20 7/8" x 36 1/8"	CHROME	33	682.95
HBALL-2448	24" x 48"	CHROME	125	1,069.93
HBALL-4048	40" x 48"	CHROME	172	1,417.91
HBALL-3060	30" x 60"	CHROME	202	1,341.95

Scissor Carts

- Platform is raised and lowered with the push of a button.
- Internal DC powered electric motor and 12V battery included.

Electric motor is rated at 1600 watts. Operates on 12V DC power. Battery is 12V deep cycle for maximum life. Built-in battery charger is included (operated on 115V/AC power). Includes UP and DOWN push-buttons built into power unit. Platform equipped standard with perimeter pinch-point guard for OSHA compliance. Includes 2 rigid and 2 swivel 4" x 2" phenolic casters with brakes. Push handle is removable. Includes an industry-best powder coat finish. FOB Shipping Point.

Product No.	Platform Size W x L	Service Range	Cap. (lbs.)	Lift Speed or Pumps	Wt. (lbs.)	Price Ea.
HCART-23-10-DC	24 x 36"	11 x 33 1/2"	1000	14 Sec	534	\$3,527.85
HCART-23-15-DC	24 x 36"	11 x 33 1/2"	1500	16 Sec	563	3,535.87
HCART-24-10-DC	24 x 48"	9 x 42 1/2"	1000	15 Sec	554	3,626.97
HCART-24-15-DC	24 x 48"	9 x 42 1/2"	1500	17 Sec	558	3,682.93



HCART-24-15-DC Raised



HCART-23-15-DC Lowered



DC Powered Hydraulic Elevating Carts

- 12V DC Standard.

These carts are ideal for quick lifting and ergonomic material handling. Battery-powered units allow operators to raise and lower platform with the push of a button. Units roll on two (2) rigid and two (2) swivel polyurethane casters. Includes one (1) 12V battery and an on-board charger. FOB Shipping Point.

Product No.	Platform Size W x L	Uniform Cap. (lbs.)	Service Range	Scissor Type	Wt. (lbs.)	Price Ea.
HCART-1000D-DC	20 1/2 x 39 3/4"	1000	19 1/2 to 63 3/4"	Double	549	\$3,468.91
HCART-1000-DC	20 1/2 x 39 3/4"	1000	17 1/2 to 37 1/2"	Single	510	3,167.91
HCART-1000-LD-DC	24 1/2 x 60"	1000	17 1/2 to 45"	Single	544	4,329.85
HCART-1000-WD-DC*	31 1/2 x 47 1/4"	1000	17 to 48"	Single	532	4,120.95
HCART-2000-DC-C	20 x 40"	2000	15 to 39"	Single	375	3,573.85

*Poly-on-steel casters.



HCART-1000-DC



HCART-1000D-DC

CRANES



Ruger Straddle and Reverse Floor Cranes have been the benchmark for safe lifting solutions up to 6,000 lbs. in the most demanding applications since our inception in 1943. Designed & certified to meet stringent ASME PASE and ANSI Z535 safety standards with 150% safety factor for lifting and 125% safety factor for stability. Long-wearing phenolic wheels with bearings, 360-degree swivel hook with safety latch and built-in pressure relief to prevent overloading. Needle type lowering valve permits pin-point control over lowering and holding of the heaviest or lightest loads. All Ruger Cranes come standard with a heavy-duty fully welded frame and durable industrial enamel finish with most products available in Stainless steel. Proudly made in the USA with units stocked for quick delivery. Shipped fully assembled and ready to work. Please inquire to explore custom specs ideally suited for your application. FOB Shipping Point.

Ruger Straddle Crane

The Ruger Straddle Crane was the first product offered when Ken Ruger founded Ruger during World War II. With more than 75 years of refinement based on decades of application knowledge built into every model, Ruger remains the industry standard with unsurpassed durability and safety for mobile floor cranes. FOB Shipping Point.

Most models available in Stainless Steel



Ruger Heavy Duty Fixed Straddle Crane

Steel surcharges may apply.

Product No.	Description	Retracted Cap. (lbs.)	Extended Cap. (lbs.)	Boom Range	RUGER STRADDLE CRANE Frame Size L x W	Inside Legs Width	Folded Length	Overall Height	Max Hook Height	Leg Height	Wt. (lbs.)	Price Ea.
HRC1000-1	Straddle Crane	1000	450	45 - 52"	53.2 x 35"	28.8"	N/A	72.3"	107.5"	6.8"	250	\$1,829.00
HHP-2	Straddle Crane	4000	400	60 - 101"	79 x 34.5"	26"	N/A	N/A	147.5"	9"	800	6,359.00
HHP-3	Straddle Crane	6000	1100	66 - 107"	88 x 48"	36.8"	N/A	82.2"	157"	9"	1300	9,324.00

Most models available in Stainless Steel



Folding design to minimize needed storage space

Ruger K-Series Folding Straddle Cranes

Ruger K-Series Folding Straddle Cranes offer the same safety and durability of our fixed frame cranes with the added benefit of a folding frame to conserve valuable floor space when not in use. Collapsing to as little as 20" when closed, Ruger folding cranes can safely perform big jobs while consuming little space. FOB Shipping Point.

Product No.	Description	Retracted Cap. (lbs.)	Extended Cap. (lbs.)	Boom Range	RUGER K-SERIES FOLDING STRADDLE CRANES Frame Size L x W	Inside Legs Width	Folded Length	Overall Height	Max Hook Height	Leg Height	Wt. (lbs.)	Price Ea.
HRC1000K	Folding Straddle Crane	1000	450	45 - 52"	62 x 48"	40.375"	20"	72"	117"	5.5"	300	\$4,248.00
HRC2000K	Folding Straddle Crane	2000	300	48 - 89"	76 x 50.5"	44.5"	23.5"	74.5"	126"	6"	560	5,245.00

Ruger Adjustable Leg Straddle Crane

Ruger Adjustable Leg Straddle Cranes offer the same durability as our fixed frame cranes with the added flexibility of adjustable legs to effectively straddle varying load widths. Base-frame is pre-drilled offering (3) secure leg locations. Front wheels are also designed with (3) positions to allow front and rear wheels to always travel in parallel for smooth rolling movement and placement.

Heavy duty capacities up to 6,000 lbs. with counterweight kits available for increased extended capacities. Please call with increased capacity requests. FOB Shipping Point.

Most models available in Stainless Steel



Ruger Adjustable Straddle Legs Fully Closed



Ruger Adjustable Straddle Widest Opening



Adjustable Straddle 3-Leg Positions

Product No.	Description	Retracted Cap. (lbs.)	Extended Cap. (lbs.)	Boom Range	RUGER ADJUSTABLE LEG STRADDLE CRANE Frame Size L x W	Inside Legs Width	Folded Length	Overall Height	Max Hook Height	Leg Height	Wt. (lbs.)	Price Ea.
HRC2000A	Adjustable Legs Straddle Crane	2000	300	46 - 87"	76.5 x 37"	24"/38.5"/49"	N/A	77"	122"	9.5"	285	\$5,699.00
HHP-2A	Adjustable Legs Straddle Crane	4000	400	60 - 101"	76.5 x 37"	24"/40"/53"	N/A	84"	146.5"	8.3"	950	9,080.00
HHP-3A	Adjustable Legs Straddle Crane	6000	1100	12.5"	66 x 107"	36"/53.5"/64"	N/A	90"	160"	11"	1500	12,791.00

Most models available in Stainless Steel



Ruger's Exclusive EZ-Steer Axle

Ruger Counterbalanced Cranes

Ruger Counterbalanced Cranes operate effectively in tight quarters without front legs to interfere with loads being handled. Ruger's exclusive EZ-Steer system on Ruger Reverse Cranes offers tandem steering wheels placed in the middle of the chassis providing superior maneuverability while minimizing effort needed for movement. FOB Shipping Point.

Product No.	Description	Retracted Cap. (lbs.)	Extended Cap. (lbs.)	Boom Range	RUGER COUNTERBALANCED CRANES Frame Size L x W	Inside Legs Width	Folded Length	Overall Height	Max Hook Height	Leg Height	Wt. (lbs.)	Price Ea.
HRC500R	Counterweighted Reverse Crane	500	375	44 - 56"	55.2 x 30.5"	N/A	N/A	57"	98.5"	N/A	1100	\$3,813.00
HRC750R	Counterweighted Reverse Crane	750	550	40 - 52"	64.4 x 31"	N/A	N/A	58"	103"	N/A	1300	4,236.00
HRC1000R	Counterweighted Reverse Crane	1000	750	42 - 54"	64.4 x 31"	N/A	N/A	64.3"	106.2"	N/A	1700	5,384.00
HRC2000R	Counterweighted Reverse Crane	2000	1000	45 - 86"	75 x 33"	N/A	N/A	76"	141"	N/A	3000	8,791.00

SPECIAL CARTS & TUGGERS



Stainless Steel Scissor Carts

Our fully welded Stainless Steel Carts resist corrosion and wet environments. All parts are made from 304 or 316 grade stainless steel, including the hydraulic pump and foot pedal. These carts are suitable for most food, medical, and pharmaceutical industry settings. Also suitable for wash-down applications. 2 rigid and 2 swivel polyurethane wheels with brakes standard. Units feature a high quality actuated, single-speed hydraulic pump. FOB Shipping Point.



HCART-600-D-SS2



HCART-500-SS3



HCART-1000-SS2

STAINLESS STEEL SCISSOR CARTS							
Product No.	Platform Size	Uniform Cap.	Lowered Height	Raised Height	Foot Pump Speed	Wt. (lbs.)	Price Ea.
HCART-500-SS3	19" x 32 1/2"	500 lbs.	11"	35 1/2"	Single	248	\$3,909.87
HCART-600-D-SS2	19" x 36 1/4"	600 lbs.	13 1/2"	51"	Single	305	6,096.85
HCART-1000-SS2	20" x 39 3/4"	1000 lbs.	12 1/2"	38 1/2"	Single	258	5,051.91

Mechanical Scissor Carts

Raise and lower material quickly and easily with Mechanical Scissor Carts. Carts roll smoothly on two rigid and two swivel poly-on-poly casters. Mechanical screw drive provides precise positioning with no downward drift. The partially stainless steel cart features a stainless steel platform. Frame, handle, caster rigs and hardware are zinc plated. Crank assembly and scissor legs are painted. FOB Shipping Point.

MECHANICAL SCISSOR CARTS						
Product No.	Platform Size	Uniform Cap.	Lowered Height	Raised Height	Wt. (lbs.)	Price Ea.
HCART-330-M	17 1/4" x 27 1/2"	330 lbs.	13 1/2"	28 3/4"	128	\$432.92
HCART-660-M	23 1/4" x 37"	660 lbs.	18"	39 1/2"	190	616.97
HCART-1000-M	25 1/2" x 39 1/4"	1000 lbs.	21"	40"	234	788.93



HCART-1000-M



HCART-330-M

48 Hours
to Ship

Powered Dump Cart

The Heavy Duty Powered Dump Cart is ideal for moving heavy loads, heavy dirt, mulch, gravel and animal feed. Innovative product for use around your home, garden, construction site or farm. It is the perfect truck to help save time and reduce fatigue. Easy to maneuver with tight-turning steering. Durable, heavy duty and powder coated steel tub for easy cleaning. Multi-function control handle with integrated battery charge indicator, emergency reverse, key switch, dumping hopper raise-lower buttons horn and forward-reverse butterfly knobs. Soft handle grips for comfortable daily operation. Powered Dump Cart is equipped with 2 x 12V/33Ah AGM batteries, battery charger and Curtis Controller. 12" pneumatic drive wheels and 10" pneumatic steering wheels. FOB Shipping Point.

POWERED DUMP CART					
Product No.	Uniform Cap.	Hopper Size	Overall Size	Wt. (lbs.)	Price Ea.
HPDC-1000-33	1000 lbs.	43" x 27 x 15"	57 1/4" x 27 x 37"	350	\$5,448.87



Electric Powered Tuggers


Move loads without excessive stress or strain on the user's body! Electric Powered Tuggers are suitable to use in airports, hospitals, and wholesale and retail stores. They can be used in a variety of applications like pulling industrial carts, hoppers, trash cans, trailers, and tow bars. Ideal to push/pull loads without extreme stress or strain on the user's body. The tuggers also help reduce the risk of accidents and injuries and improve handling efficiencies. High torque 24V DC drive motor handles heavy-duty jobs. Ergonomic handle features easy to operate throttle with FWD/REV speeds and horn. Includes an electromagnetic disc brake with automatic dead-man feature that activates when the user releases the handle. Includes two (2) 12V batteries, an integral battery charger and battery level gauge. Pin Hitch standard optional attachment available. FOB Shipping Point.



HE-TUG-PINH



HE-TUG-ADSH



HE-TUG-10

ELECTRIC POWERED TUGGERS			
Product No.	Overall Size W x L x H	Uniform Pull Cap.	Price Ea.
HE-TUG-10	20 1/4" x 31 3/4" x 49 1/4"	1000 lbs.	\$3,589.99
HE-TUG-20	26 x 32 x 50 1/2"	2000 lbs.	3,995.91
HE-TUG-30	29 x 32 x 52"	3000 lbs.	4,983.89
OPTIONAL ATTACHMENTS			
HE-TUG-ADSH	Adjustable Double Side Hook	22	179.99
HE-TUG-SABH	Single Adjustable Ball Hitch	14	186.89
HE-TUG-ABMH	Adjustable Ball Mount Hitch	12	124.85
HE-TUG-MCLA	Spring Loaded Manual Channel Lift	22	196.95
HE-TUG-PINH	Pin Hitch (additional)	4	95.85
HE-TUG-MM	Multi Mover	31	333.85

Traction-Drive Carts

Unique carts feature built-in traction-drive system for easy transportability. Ideal for applications including mail rooms, hospitals, supermarkets, hotels and warehouses. Features 450W electric drive motor with two 12V batteries for power. 110V AC internal battery charger is included along with battery level indicator. Variable throttle speed control for precise maneuvering and positioning is located in the handle. Units roll smoothly on (2) 9" x 3-1/4" solid foam rubber steering wheels and (2) 10" x 3-1/4" solid foam drive wheels. Walking speed is 0-2.8 mph when unloaded and 0-1.5 mph when loaded. Speed control is conveniently located in handle. Handle pivots back towards operator and includes horn and emergency stop. Maximum incline is 7 degrees. Each shelf includes a tread plate surface. Deck height 14". FOB Shipping Point.



HNE-CART-4

48 Hours
to Ship

TRACTION-DRIVE CARTS								
Product No.	No. of Shelves	Platform Size W x L	Shelf Heights	Total Cap.	1st Shelf Cap	2nd Shelf Cap.	Wt. (lbs.)	Price Ea.
HNE-CART-1	0	28 x 48"	N/A	750 lbs.	N/A	N/A	376	\$3,534.85
HNE-CART-2	0	24 1/4" x 46"	N/A	750 lbs.	N/A	N/A	432	3,939.97
HNE-CART-3	1	24 1/4" x 46"	33"	750 lbs.	250 lbs.	N/A	478	4,230.87
HNE-CART-4	2	24 1/4" x 46"	33 & 49 3/4"	750 lbs.	200 lbs.	150 lbs.	506	4,455.93



HNE-CART-1



HNE-CART-2



HNE-CART-3

FLOOR LEVEL LIFTERS, LIFT TABLES, TILTERS

P4 Floor Level Loader

- Lowers to floor height so load can be loaded on/off with hand pallet truck.
- Easy and safe pallet loading and unloading.

The narrow side panels give the P4 a smaller footprint than traditional floor levels lifts and create a safer working environment for the operator. Foot switch allows operator to adjust height of pallet for loading/unloading at the most convenient working height with minimum reaching or tilting. Easy to move with a hand pallet truck by simply raising the platform several inches off the floor and inserting 2 locking pins. Features 1 HP/115V single phase internal power unit mounted in mast, pre-wired 10' power cord, photoelectric safety toe guard, NEMA 1 up/down footswitch with safety cover or optional NEMA 4 hand held push button, each pre-wired with 10' control cord. FOB Shipping Point.

Product No.	Load Cap. (lbs.)	Raised Height	Lowered Height	Platform Size W x L	Overall W x L	Rise Time (Sec.)	Ship Wt. (lbs.)	Price Ea.
HP4-25-4448	2500	28"	3/8"	44 x 48"	51 x 61"	22	1485	\$8,950.00
HP4-25-5248	2500	28"	3/8"	52 x 48"	59 x 61"	22	1620	9,790.00

Floor Level Lift Table

- Allows you to use a pallet truck or a hand truck to roll a unit load on to the platform.
- Ideal for palletizing, depalletizing, loading and unloading conveyors and machines.

Eliminates the need for fork lift trucks, ramps or expensive pit mounting. Adjusts to a comfortable work level for increased efficiency, productivity and worker safety. Safety edge/toe guard protects against toe injury. 1 HP motor, 115 Volt, 1 phase, 60 cycle is standard. Available with either a push button hand control with 8' coil cord or foot control with cover -- please specify. FOB Shipping Point.

Product No.	Cap. (lbs.)	Raised Hgt.	44"W X 48"L PLATFORM -- 33" TRAVEL			Rise Time (sec.)	Ship Wt. (lbs.)	Price Ea.
			Lowered Hgt.	Platform Size W x L	Overall W x L			
HXZ44-20	2000	35 3/8"	3/8"	44 x 48"	61 1/4 x 59"	48	1360	\$9,110.00
HXZ44-40	4000	35 3/8"	3/8"	44 x 48"	61 1/4 x 59"	48	1380	9,520.00
Product No.	Cap. (lbs.)	Raised Hgt.	50"W. X 48"L. PLATFORM -- 33" TRAVEL			Rise Time (sec.)	Ship Wt. (lbs.)	Price Ea.
			Lowered Hgt.	Platform Size W x L	Overall W x L			
HXZ50-20	2000	35 3/8"	3/8"	50 x 48"	67 1/4 x 59"	46	1450	9,110.00
HXZ50-40	4000	35 3/8"	3/8"	50 x 48"	67 1/4 x 59"	46	1475	9,520.00

Ship weight includes 50 lb. pallet.

Post Lift Table

- An affordable solution to lifting, work positioning and transporting problems.
- A smooth operating, maintenance-free lift table.

Top is raised and lowered by a central lifting cylinder. Guide posts provide stability; 2 posts for lighter capacity and 4 posts for 2000 lbs. and over. Built and designed for long service. Units use an electromechanical screw drive linear actuator powered by 12 volt, 35 amp gel cell, leak-proof and maintenance-free battery. 10 amp battery charger is standard. Units have special contoured base for maximum lowered height. FOB Shipping Point.

Product No.	Cap. (lbs.)	ELECTROMECHANICAL, BATTERY OPERATED			Platform Size W x L	Ship Wt. (lbs.)	Price Ea.
		Height Lift	Lowered	Travel			
HBP18-20	2000	52"	34"	18"	24" x 36"	430	\$2,525.00

Ship weight includes 50 lb. pallet.

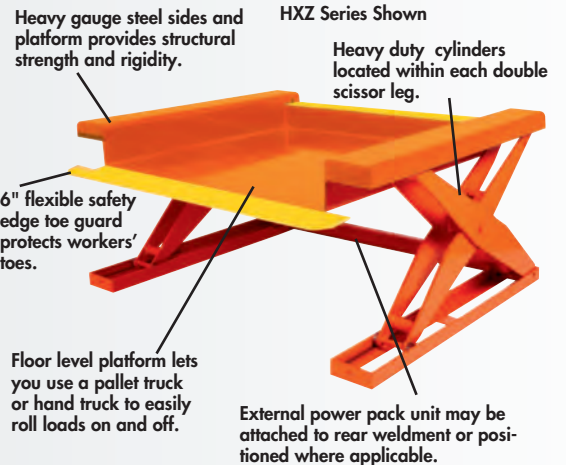

Portable Container Tilters

- Straddle models are designed to lift and tilt double faced pallets and other containers standard tilters cannot handle.
- Non-straddle models for wire baskets and large tote boxes.

Positions parts within fingertip reach of the workers without the need to bend or stretch. Battery operated tilter features a compact, leak-proof 12 Volt, gel cell battery. Complete with an internal 6 amp battery charger. Hand held push button control -- 8' coil cord standard. FOB Shipping Point.

Product No.	Cap. (lbs.)	Degree Of Tilt	STANDARD NON-STRADDLE TILTERS					Rise Time (sec.)	Ship Wt. (lbs.)	Price Ea.
			Lowered Hgt.	Fork Length	Fork OD	Overall W x L				
HPT-20	2000	85°	3½"	40"	24½"	34 x 54"	37	700	\$5,180.00	
HPT-40	4000	85°	3½"	41"	26½"	34 x 61"	30	825	6,460.00	
50" ID STRADDLE										
HPTS50-20	2000	85°	3½"	40"	24"	57 x 54"	37	950	7,080.00	
HPTS50-40	4000	85°	3½"	40"	25"	57 x 58"	30	1150	8,390.00	

Presto LIFTS **ECO****A**



Positions parts **WITHIN FINGERTIP REACH** of the workers without the need to bend or stretch



PALLET POSITIONER & SCISSOR LIFTS

Presto LIFTS **ECOA**

Presto All Around Pallet Positioner

- Load capacities from 400 lbs. to 4500 lbs.
- Low friction turntable.
- Fork pocket base for ease of relocation and extra stability.

Improve the efficiency of manual pallet loading and unloading by eliminating bending, stretching and walking around the pallet. Both the Presto Airbag and Presto Spring actuated models adjust the load height automatically and require no power source.

The model HP3-AA features a lifetime warranty on the airbag actuator. Air pressure gauge simplifies set up and adjustment for the load weight. The model HP3-SPRING features high quality Calibrated Springs (Set of 3 included). Heavy duty Shock Absorber provides smooth lift movement. FOB Shipping Point.

Product No.	RAISED HEIGHT	LOWERED HEIGHT	SHIP Wt. (lbs.)	Price Ea.
HP3-AA	27 1/4"	9 1/4"	450	\$3,160.00
HP3-SPRING	27 1/4"	9 1/4"	460	2,390.00

Accessories

Bellows Guard Price Ea. \$1,080.00

12 ga. Steel Ring Cover Price Ea. \$250.00

Ring Lock Price Ea. \$330.00

Heavy Duty Square or Round Top Price Ea. \$695.00

Stainless Steel & Special Finishes Available -- call for pricing.



HP3-AA

Requires no electric power.

Fork pockets for portability and stability.

HP3-SPRING

Scissor Lift Table

- Safely handles heavy-duty lifting and positioning jobs.
- Pinpoint positioning for efficient worker and machine productivity.

Engineered and designed for smooth, easy operation and durability. Eliminates bending, lifting, and helps prevent back injuries. Industrial-duty construction includes 1/2" plate steel scissor legs, lifetime lubricated bearings, hydraulic cylinders with chrome-plated rams, and polyurethane seals. Hinged top for easy access to internally mounted motor, pumps and oil reservoir. FOB Shipping Point.

Product No.	Cap. (lbs.)	Platform Size W x L	36" TRAVEL		Raising Time (Sec.)	H.P. - Phase	Ship Wt. (lbs.)	Price Ea.
			Raised Height	Lowered Height				
HXS36-10*	1000	24 x 48"	41"	5 1/4"	31	1/2 - 1	425	\$3,730.00
HXS36-15*	1500	24 x 48"	41"	5 1/4"	39	1/2 - 1	430	3,830.00
HXL36-20	2000	24 x 48"	43"	7 1/4"	24	1 - 1	690	4,330.00
HXL36-30	3000	24 x 48"	43"	7 1/4"	32	1 - 1	720	4,580.00
HXL36-40	4000	24 x 48"	43"	7 1/4"	22	1 - 1	750	5,380.00
HXL36-50	5000	24 x 48"	43"	7 1/4"	22	1 1/2 - 3	770	5,980.00
HXL36-60	6000	24 x 48"	43"	7 1/4"	21	1 1/2 - 3	790	6,690.00
HXL36-80	8000	30 x 60"	45"	9"	21	3 - 3	1350	12,585.00
Product No.	Cap. (lbs.)	Platform Size W x L	48" TRAVEL		Raising Time (Sec.)	H.P. - Phase	Ship Wt. (lbs.)	Price Ea.
			Raised Height	Lowered Height				
HXL48-20	2000	24 x 64"	55"	7 1/4"	14	1 1/2 - 3	850	5,455.00
HXL48-40	4000	24 x 64"	55"	7 1/4"	29	1 1/2 - 3	900	6,060.00
HXL48-60	6000	24 x 64"	55"	7 1/4"	29	1 1/2 - 3	950	6,800.00
HXL48-80	8000	24 x 66"	57"	9"	30	3 - 3	1350	14,330.00
Product No.	Cap. (lbs.)	Platform Size W x L	60" TRAVEL		Raising Time (Sec.)	H.P. - Phase	Ship Wt. (lbs.)	Price Ea.
			Raised Height	Lowered Height				
HXL60-20	2000	24 x 86"	70"	10"	10	3 - 3	1300	10,525.00
HXL60-40	4000	24 x 86"	70"	10"	20	3 - 3	1375	11,520.00
HXL60-60	6000	24 x 86"	70"	10"	30	3 - 3	1450	13,760.00
HXL60-80	8000	24 x 86"	70"	10"	42	3 - 3	1700	16,840.00

*Note: 115 volt 1 phase 60 cycle with hand control option only. Foot controls, add \$140.00
Shipping weight includes 50 lb. pallet.

Accessories

Transport Kit Two Swivel, Two Rigid Casters. For XS and XL36 Price Ea. \$1,090.00

XL48 Series Price Ea. \$1,200.00 **For XL60 Series** Price Ea. \$1,365.00

Portability Package includes Wheeled Dolly Handle Price Ea. \$725.00

Oversized Platform Up to an additional 24" call for pricing.

Heavy steel weldments assure structural integrity, rigidity and stability.

Formed platform with 3/8" edge protects operator from rollers.

Heavy duty cylinder with chrome-plated ram and polyurethane seals.

Internally mounted power unit.

Hand held control is standard, foot operated is an option.



HXL Series



HXBP Series

Internal battery and charger.

Pushbutton control has 10' cord.

Platform With Beveled Edge required for pit mount. -- Call for pricing.

Wide-base and tandem lifts available -- Call for pricing.

24" travel available -- Call for pricing.

High cycle available -- Call for pricing.

Presto Portable Electric Scissor Lifts

- Portable, easy handling lifts are perfect for multi-location use.
- Designed for a hard industrial work load.

Saves valuable man-hours in the plant or warehouse. Features a leak-proof 12V battery, which powers a DC motor and hydraulic pump to lift and lower loads up to 36" at the touch of a button. Built-in 5 amp battery charger is standard. FOB Shipping Point.

Product No.	Lift Cap. (lbs.)	RAISED HT.	LOWERED HT.	STAND. PLAT. SIZE	MAX. PLAT. SIZE	LIFTING SPEED (Sec.)	SHIP Wt. (lbs.)	Price Ea.
PRESTO PORTABLE ELECTRIC SCISSOR LIFT								
XBP SERIES -- 24" TRAVEL								
HXBP24-10	1000	33"	9 1/4"	24 x 36"	30 x 42"	10	470	\$4,380.00
HXBP24-15	1500	33"	9 1/4"	24 x 36"	30 x 42"	15	475	4,580.00
HXBP24-20	2000	41 1/2"	17 1/2"	24 x 36"	48 x 48"	15	700	8,480.00
XBP SERIES -- 36" TRAVEL								
HXBP36-10	1000	45"	9 1/4"	24 x 48"	30 x 54"	14	500	4,590.00
HXBP36-15	1500	45"	9 1/4"	24 x 48"	30 x 54"	20	505	4,620.00
HXBP36-20	2000	53 1/2"	17 1/2"	24 x 48"	48 x 60"	22	700	8,490.00
WBP24 SERIES -- 24" TRAVEL								
HWBP24-10	1000	33 1/4"	9 1/4"	36 x 36"	42 x 42"	8	590	5,470.00
HWBP24-15	1500	33 1/4"	9 1/4"	36 x 36"	42 x 42"	15	610	5,720.00
WBP36 SERIES -- 36" TRAVEL								
HWBP36-10	1000	45 1/4"	9 1/4"	36 x 48"	48 x 54"	14	650	5,730.00
HWBP36-15	1500	45 1/4"	9 1/4"	36 x 48"	48 x 54"	20	675	5,780.00

SCISSOR LIFT TABLE

ECO A Compact/Double Scissor Lift Tables

Heavy-duty scissor lifts with small platforms and high travel. Load capacities are 2,000 to 6,000 lbs., travel distances of 36 to 48" with platform sizes up to 7' long. FOB Shipping Point.

Standard Features

- Base and platform rollers are retained inside the channel frames.
- 1HP 115/1/60, optional power units available.
- Push button pendant controls - foot controls optional.
- 24V operating control voltage.
- Cylinders with internal stops.
- Lifetime lubricated bearings on all rollers and pivot points.
- Safety maintenance bars.

ECO A COMPACT/DOUBLE SCISSOR LIFT TABLES										
Travel	Product No.	Capacity (lbs.)	Platform Size		Base Frame	Height		Motor Std. HP	Wt. (lbs.)	Price Ea.
			Standard	Maximum		Lowered	Raised			
			SHORT FRAME UNITS - EXTERNAL POWER UNIT							
36"	HCLT-02-36-S	2,000	24 x 36"	48 x 72"	22½ x 35"	8½"	44½"	1	600	\$8,735.00
36"	HCLT-04-36-S	4,000	24 x 36"	48 x 72"	22½ x 35"	8½"	44½"	1	700	11,285.00
36"	HCLT-06-36-S	6,000	24 x 36"	48 x 72"	22½ x 35"	8½"	44½"	1	775	13,600.00
48"	HCLT-02-48-S	2,000	24 x 48"	48 x 84"	22½ x 44"	8½"	56½"	1	650	11,650.00
48"	HCLT-04-48-S	4,000	24 x 48"	48 x 84"	22½ x 44"	8½"	56½"	1	725	12,820.00
48"	HCLT-06-48-S	6,000	24 x 48"	48 x 84"	22½ x 44"	8½"	56½"	1	825	16,135.00
LONG FRAME UNITS - INTERNAL POWER UNIT										
36"	HCLT-02-36-L	2,000	24 x 48"	48 x 72"	22½ x 47"	8½"	44½"	1	650	8,735.00
36"	HCLT-04-36-L	4,000	24 x 48"	48 x 72"	22½ x 47"	8½"	44½"	1	725	11,285.00
36"	HCLT-06-36-L	6,000	24 x 48"	48 x 72"	22½ x 47"	8½"	44½"	1	825	13,600.00
48"	HCLT-02-48-L	2,000	24 x 60"	48 x 84"	22½ x 56"	8½"	56½"	1	700	11,650.00
48"	HCLT-04-48-L	4,000	24 x 60"	48 x 84"	22½ x 56"	8½"	56½"	1	775	12,820.00
48"	HCLT-06-48-L	6,000	24 x 60"	48 x 84"	22½ x 56"	8½"	56½"	1	875	16,135.00

For any oversize platform up to maximum size with straight edge skirt - - Add \$900.00

For any oversize platform up to maximum size with bevel toe guards for pit installation, (minimum 8" wider and 8" longer than standard) - - Add \$1,800.00



L-Series Long Frame Model

ECO A Heavy Duty Hydraulic Scissor Lift Tables

ECO A HH Heavy-Duty Series Lift Tables offer capacities of 8,000 to 12,000 lbs., travel distances from 36 to 60" and platform sizes up to 48 x 102". Designed and constructed for heavy-duty applications under the toughest working conditions, offering years of trouble-free operation. FOB Shipping Point.

Standard Features

- Internally-mounted 3HP, 208/230/460V, 3PH, 60Hz, continuous-duty rated motor.
- Push button pendant control - foot control switch available.
- 24V operating control voltage.
- Safety maintenance bars.

ECO A HEAVY DUTY HYDRAULIC SCISSOR LIFT TABLES										
Travel	Product No.	Capacity (lbs.)	Platform	Size	Base Frame	Height		Motor Std. HP	Wt. (lbs.)	Price Ea.
			Standard	Maximum		Lowered	Raised			
36"	HHH-080-36	8,000	36 x 48"	48 x 72"	36 x 48"	9½"	46"	3	1120	\$14,590.00
36"	HHH-100-36	10,000	36 x 48"	48 x 72"	36 x 48"	9½"	46"	3	1245	16,050.00
36"	HHH-120-36	12,000	36 x 48"	48 x 72"	36 x 48"	9½"	46"	3	1350	16,870.00
48"	HHH-080-48	8,000	36 x 64"	48 x 96"	36 x 64"	9½"	58"	3	1400	17,760.00
48"	HHH-100-48	10,000	36 x 64"	48 x 96"	36 x 64"	9½"	58"	3	1600	19,735.00
48"	HHH-120-48	12,000	36 x 64"	48 x 96"	36 x 64"	9½"	58"	3	1800	21,785.00
60"	HHH-080-60	8,000	36 x 84"	48 x 108"	36 x 84"	10"	70"	3	1700	21,785.00
60"	HHH-100-60	10,000	36 x 84"	48 x 108"	36 x 84"	10"	70"	3	1950	23,525.00
60"	HHH-120-60	12,000	36 x 84"	48 x 108"	36 x 84"	10"	70"	3	2200	24,970.00

For any oversize platform up to maximum size with straight toe guards - - Add \$1,600.00

For any oversize platform up to maximum size with bevel toe guards for pit installation, (minimum 8" wider and 8" longer than standard) - - Add \$2,800.00



ECO SpaceSaver LiftTilt Series Tilters

• Hydraulic SpaceSaver Lift & Tilt Tables.

Heavy-Duty Lift & Tilt tables with capacities of 2,000 to 4,000 lbs., and tilt angles up to 45° with platform sizes of 24 x 48" to 48 x 48". The HCLTTL lifts and tilts within its own base frame, requiring minimal floor space to operate. FOB Shipping Point.

Standard Features

- Base and platform leg rollers are captured within the channel frame for maximum stability.
- 1HP 115/1/60, optional power units available.
- 24V operating control voltage.
- Push button pendant controls - foot controls optional.
- 12" high lip on pivot end.
- Double-acting hydraulic cylinders.
- Ecoa yellow machinery enamel.
- Lifetime lubricated bearings on all rollers and pivot points.

Angle of Tilt	Product No.	Capacity (lbs.)	ECO SPACE SAVER LIFT TILT SERIES TILTERS				Motor Std. HP	Wt. (lbs.)	Price Ea.
			Platform Size		Base Frame	Lowered Height			
45°	HCLTTL-02-45	2,000	24 x 48"	48 x 48"	18 x 42"	6 1/2"	1	675	\$8,550.00
45°	HCLTTL-04-45	4,000	24 x 48"	48 x 48"	24 x 36"	10"	1	725	10,640.00

Oversize platform up to maximum size with straight skirt / no toe guards available - - call for pricing.



Optional portability configuration - call for information

ECO Hydraulic Upenders

ECO Heavy-duty upenders with capacities of 2,000 to 10,000 lbs., and tilt angles up to 90° with platform sizes up to 72 x 72". The primary application for these devices is to reorient loads (rolls and coils) from horizontal to vertical positions. HHUE Series Hydraulic Upenders can be mounted on scissor lifts or used as free-standing upenders. FOB Shipping Point.

Standard Features

- Wide range of platform sizes.
- 24V operating control voltage.
- Push button pendant control - foot control switch available.
- Limit switch and mechanical stops in both directions included.
- Double-acting hydraulic cylinders.
- Hard, chrome-plated, polished shafting, hydraulic cylinder piston rods and axles.
- Ecoa yellow machinery enamel.
- Lifetime lubricated bearings on all rollers and pivot points.

Angle of Tilt	Product No.	Capacity (lbs.)	ECO HYDRAULIC UPENDERS			Motor Std. HP	Wt. (lbs.)	Price Ea.
			Std. Widths	Std. Lengths	Lowered Height			
90°	HHUE-02-90	2,000	36 - 48"	36 - 48"	10"	1	2100	POR*
90°	HHUE-04-90	4,000	36 - 48"	36 - 48"	10"	1	2250	POR*
90°	HHUE-06-90	6,000	36 - 48"	36 - 48"	10"	1	2500	POR*
90°	HHUE-08-90	8,000	36 - 48"	50 - 72"	12"	5	4100	POR*
90°	HHUE-10-90	10,000	36 - 48"	50 - 72"	12"	5	4400	POR*

Other platform sizes available - call for information.

*POR = Price on request.



Other Upender styles available - call for information

TILTMASTER



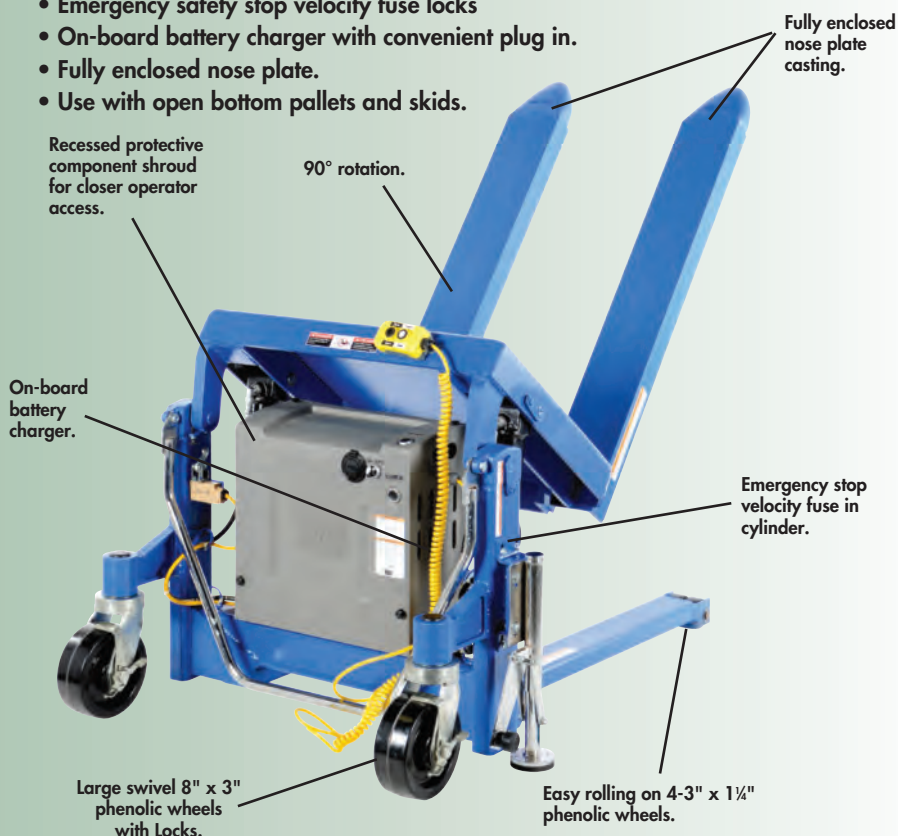
Compact For Increased Productivity
Allows the operator to maneuver easily.
Less back pain and more productivity.



Straddle Tiltmaster can be utilized with pallets and skids.

STANDARD FEATURES

- Innovated design lets operator get closer to parts to minimize stretching.
- Emergency safety stop velocity fuse locks
- On-board battery charger with convenient plug in.
- Fully enclosed nose plate.
- Use with open bottom pallets and skids.



The Tiltmaster

- One operator lifts and positions filled tote boxes or baskets without the need of a fork truck or lift table.
- Completed work may be moved to the next work station without waiting for a fork truck.

Lift and position filled tote boxes or baskets without the need of a fork truck or lift table using the newly designed heavy-duty Tilt Master. These 90° tilters will function as a transporter by moving completed products from work station to work station without waiting for a fork truck. A folding ergonomic handle has dual steering grips for quick and easy maneuverability. Unit has a thin profile to allow the user to get as close to the load as possible. Units roll easily on 8" x 3" phenolic steering wheels and feature a floor lock. Series TM are to be used with open bottom pallets or skids only while the Tilt Master Straddle units, series TMS, can be used with virtually any kind of container or pallet. Units are powered with a 12V DC electric motor including an on-board battery charger standard. AC or *AIR/OIL power units available, contact factory (*filter - regulator - lubricator required). Comes standard with a push-button hand control on an 8 foot coil cord. Battery charge indicator gauge now standard. FOB Shipping Point.

Product No.	Cap. (lbs.)	Fork Adjustment	Operator Reach	Fork Width	TILTMASTER			Overall Size (W x L x H)	Weight. (lbs.)	Price Ea.
					Rotated Height	Lowered Height				
HTM-20-DC	2000	Fixed at 26" (OD)	7¼"	6"	33"	3½"		41 x 75½ x 28½"	767	\$5,522.93
HTM-40-DC	4000	Fixed at 26" (OD)	7¼"	6"	33"	3½"		41 x 75½ x 28½"	781	6,114.99
TILTMASTER STRADDLE										
HTMS-20-DC	2000	½" To 28½"	13½"	4"	37"	3"		57¼ x 72½ x 29½"	964	5,629.92
HTMS-40-DC	4000	½" To 28½"	13½"	4"	37"	3"		57¼ x 72½ x 29½"	1010	6,005.87



Hydraulic BASKET/BOX DUMPER

- The next generation of dumpers to revolutionize the industry.

This ultimate dumper has advanced features from solid all welded steel construction to the Emergency Brass Velocity fuse in the cylinder. Main components include a 24V hand held pendant control, 56 frame motor, upper travel limit switch to reduce wear on components.

3,000 psi hydraulic component rating, integrated brass velocity fuse mounted inside the cylinder. Maximum rotation is 135°, yielding a 45° dump angle. Painted Royal Blue. FOB Shipping Point.

Product No.	Cap. (lbs.)	Dump Hgt.	Reach	Level Hgt.	Chute W x L	Rotated Hgt.	Overall Size W x L	Wt. (lbs.)	Price Ea.
HHBD-2-36	2000	36"	10"	53½"	52 x 50"	111"	69 x 68½"	1564	\$7,603.91
HHBD-2-48	2000	48"	10"	65"	52 x 50"	129½"	69 x 68½"	1858	8,648.95
HHBD-2-60	2000	60"	10"	77"	52 x 50"	149½"	69 x 68½"	2092	9,329.92
HHBD-4-36	4000	36"	10"	53½"	52 x 50"	111"	69 x 68½"	1721	9,377.85
HHBD-4-48	4000	48"	10"	65"	52 x 50"	129½"	69 x 68½"	1970	9,673.88
HHBD-4-60	4000	60"	10"	77"	52 x 50"	149½"	69 x 68½"	2130	10,321.89
HHBD-6-36	6000	36"	10"	53½"	52 x 50"	111"	69 x 68½"	1748	9,869.93
HHBD-6-48	6000	48"	10"	66"	52 x 50"	129½"	69 x 68½"	2147	10,120.97
HHBD-6-60	6000	60"	10"	77"	52 x 50"	149½"	69 x 68½"	2227	10,845.95

Note: Standard power is 460v, 3 phase -- call for other voltage options.



LIFT TABLES & PALLET POSITIONERS



EZ X LOADER

EZ X Loader™ Economy Automatic Work Positioner

- No mechanical springs, uses captive air to eliminate the need for a constant air supply.
- Self-raising and lowering of the pallet as load weight changes.
- Smooth, even rotator ring motion improves worker efficiency.

The EZ X Loader offers the advanced Bishamon captive air system at a price competitive with less responsive mechanical spring models. Self leveling design automatically keeps the top of the load at convenient working height to help eliminate bending and improve productivity. Self leveling from 400 lb. to 2600 lb. with a 4,000 total capacity rating. Integral rotator ring helps eliminate reaching and stretching. Captive air operation eliminates cumbersome mechanical springs and gives more controlled (dampened) movement to the platform. Ships fully assembled - just add air. FOB Shipping Point.

Product No.	EZ X LOADER™ ECONOMY AUTOMATIC WORK POSITIONER						Price Ea.
	Cap. (lbs.)	Self Leveling Minimum	Cap. Range Maximum (lbs.)	Lowered Height	Raised Height	Wt. (lbs.)	
HEZXLOADER	4000	400	2600	9.8"	29.8	500	\$3,500.00

Automatic Pallet Positioner

- Keeps top of load at convenient ergonomic height.
- 250 lb. to 4000 lb. capacity.

Self leveling design automatically keeps the top of the load at a convenient working height to help eliminate bending and improve productivity. Self leveling from 250 lb. to 3500 lb. Integral rotator ring helps eliminate reaching and stretching. Captive air operation eliminates cumbersome mechanical springs and gives more controlled (dampened) movement of the platform. A three position EZ Adjust knob allows adjustment of the collapsed capacity without changing air pressure. Available in a Stainless Steel model. Ships fully assembled -- just add air. FOB Shipping Point.

EZ Loaders have a standard powder coated finish.

-E has an FDA Compliant powder coated finish with a stainless steel solid round top.


-SS are Grade 304 stainless steel with an electro-polished finish.



HEZ LOADER-2848



HEZ LOADER



HEZ LOADER-SS

Product No.	Cap. (lbs.)	AUTOMATIC PALLET POSITIONER			Wt. (lbs.)	Price Ea.
		Platform Size	Platform Height Lowered	Platform Height Raised		
HEZ LOADER	4000	43" Dia.	10.5"	30.5"	500	\$3,800.00
HEZ LOADER-E	4000	43" Dia.	10.5"	30.5"	500	6,300.00
HEZ LOADER-SS	4000	43" Dia.	10.5"	30.5"	500	13,000.00
Product No.	Cap. (lbs.)	WITH FIXED PLATFORM			Wt. (lbs.)	Price Ea.
		Platform Size	Platform Height Lowered	Platform Height Raised		
HEZ LOADER-2848	4000	28 x 48"	9.63"	29.63"	500	4,000.00
HEZ LOADER-3648	4000	36 x 48"	9.63"	29.63"	500	4,000.00
HEZ LOADER-2848-SS	4000	28 x 48"	9.63"	29.63"	500	16,000.00
HEZ LOADER-3648-SS	4000	36 x 48"	9.63"	29.63"	500	16,000.00



HL3K-2848

Electric Hydraulic Lift Tables

- Highly Engineered Hydraulic Lifts.
- Contour edges enhance workers safety.

Lift Tables comply with ANSI MH 29.1:2012 "Safety Requirements for Industrial Scissor Lifts". Lift Tables have a 115 volt operator control system, flow limiting valves, pressure compensated flow control at power unit, and hinged maintenance bars. Self lubricating, maintenance free bushings at all pivot points for long life. Unitized, compact, internal power unit and reservoir combination. Contoured platform corners for operator safety. FOB Shipping Point.

Product No.	Cap. (lbs.)	ELECTRIC HYDRAULIC LIFT TABLES			Wt. (lbs.)	Price Ea.
		Platform Size	Platform Height Lowered	Platform Height Max. Raised		
HL2K-2848	2000	28 x 48"	8.50"	38.50"	469	\$4,300.00
HL2K-3648	2000	36 x 48"	8.50"	38.50"	490	4,700.00
HL2K-TT	2000	43" Dia. Rotating	11.50"	41.50"	540	4,850.00
HL3K-2848	3000	28 x 48"	8.63"	42.63"	530	4,750.00
HL3K-3648	3000	36 x 48"	8.63"	42.63"	560	4,950.00
HL3K-TT	3000	43" Dia. Rotating	11.75"	45.75"	680	5,700.00
HL5K-3256	5000	32 x 56"	8.75"	48.00"	730	6,900.00
HL5K-4872	5000	48 x 72"	8.75"	48.00"	1030	7,800.00

Steel surcharges may apply.

SCISSOR LIFT TABLES



Portable Scissor Lift Tables

- Heavy duty powered lift tables to transport and elevate the heaviest of loads.
- Engineered for smooth, safe and efficient lifting and lowering.

Heavy duty 12V DC power unit with deep cycle battery and an on-board battery charger is standard -- a battery charge indicator is optional. Rolls on 8" glass filled nylon casters, 2 swivel, 2 rigid. Complete with floor lock and patented electric pinch point guards. Push buttons to raise and lower lift are located on the power unit and in the pendant style push button control. ON/OFF control for better security is built into the power unit. Add 28" to platform length for the overall length. Battery charge indicator gauge now standard on all DC units. FOB Shipping Point.

PORTABLE SCISSOR LIFT TABLES									
Product No.	Cap. (lbs.)	Vertical Travel	Platform Width	Platform Length	Lowered Height	Raised Height	Travel Time (sec.)	Wt. (lbs.)	Price Ea.
HPST-2448-1-46	1000	36"	24"	48"	10"	46"	9	886	\$5,764.91
HPST-2448-2-46	2000	36"	24"	48"	10"	46"	14	1195	5,875.96
HPST-2448-3-46	3000	36"	24"	48"	10"	46"	20	1387	7,496.85
HPST-2464-1-58	1000	48"	24"	64"	10"	58"	14	1180	7,731.92
HPST-2464-2-58	2000	48"	24"	64"	10"	58"	20	1488	7,831.95
HPST-2464-3-58	3000	48"	24"	64"	10"	58"	28	1621	8,582.92



Low Profile Scissors Table

- Load and unload with a pallet jack without the need for a pit.
- Superior engineering features rugged dependability.



Safety features include: electric perimeter pinch point guard, emergency stop velocity fuse in cylinders, fused 24V hand held control and maintenance supports to name a few. Remote power unit comes complete with a plastic cover to protect the motor from dust and debris and measures 32 1/2" L. x 12" W. x 12 1/2" H. Please specify Voltage and Phase. FOB Shipping Point.

Product No.	Cap. (lbs.)	Platform Width	Platform Length	Raised Height	Lowered Height	Wt. (lbs.)	Price Ea.
HEHLTX-1-39	1000	36-60"	53-60"	39"	3 1/2"	915	\$6,093.96
HEHLTX-2-39	2000	36-60"	53-60"	39"	3 1/2"	975	6,473.93
HEHLTX-3-39	3000	36-60"	53-60"	39"	4 1/4"	1092	7,429.97
HEHLTX-3.5-39	3500	36-60"	53-60"	39"	4 1/4"	1869	7,807.88

Optional approach ramp available.

Note: Standard power is 460v, 3 phase -- call for other voltage options.

Ground Lift Scissors Table

- Utilize the scissors table without the expense and inconvenience of ramps or fork lifts.
- Deck lowers to floor level requiring only one person using a standard pallet truck to utilize skids, pallets, baskets, etc.

Contact factory for accordion skirting other sizes. FOB Shipping Point.

Product No.	Cap. (lbs.)	Platform W x L	Overall Size W x L x D (lowered)	Lowered Hgt.	Raised Height	Wt. (lbs.)	Price Ea.
HEHLTG-4450-2-36	2000	44 x 51 1/2"	67 x 56 x 8 1/2"	1 1/2"	36"	1573	\$7,128.91
HEHLTG-4450-4-36	4000	44 x 51 1/2"	67 x 56 x 8 1/2"	1 1/2"	36"	1707	8,498.87
HEHLTG-5250-2-36	2000	52 x 51 1/2"	75 x 56 x 8 1/2"	1 1/2"	36"	1717	7,350.99
HEHLTG-5250-4-36	4000	52 x 51 1/2"	75 x 56 x 8 1/2"	1 1/2"	36"	1729	8,796.95
HEHLTG-4470-2-48	2000	44 x 73"	67 x 78 x 10"	1 1/2"	48"	2216	9,150.87
HEHLTG-4470-4-48	4000	44 x 73"	67 x 78 x 10"	1 1/2"	48"	2242	10,276.89
HEHLTG-5270-2-48	2000	52 x 73"	75 x 78 x 10"	1 1/2"	48"	2322	10,313.96
HEHLTG-5270-4-48	4000	52 x 73"	75 x 78 x 10"	1 1/2"	48"	2348	10,469.96

Note: Standard power is 460v, 3 phase -- call for other voltage options

Power Traction Drive System

- Reduce work fatigue and injury with the Portable Traction Drive Option.
- Allows a single operator to safely and ergonomically transport products.

This factory installed option is available on Portable Scissor Tables. An alternative to costly fork trucks. This state of the art option allows a single operator to safely and ergonomically transport products. Maximum speed is 2.5 m.p.h.

HPST-PTDS-E includes:

- Combination throttle / direction controller.
 - An auto reverse emergency belly switch.
 - Battery charge indicator gauge now standard on all DC units.
- FOB Shipping Point.



PORTABLE SCISSOR LIFT TABLE OPTIONS			
Product No.	Description	Wt. (lbs.)	Price Ea.
HPST-AIR	Factory air over oil (w/foot treadle control (FRL Req'd)*)	847	No Charge
HPST-FP	Manual foot pump option	1580	No Charge
HPST-PTDS-E	Power traction drive system 24V DC (1-3,000 lb. capacity)	600	6,651.85

*Filter Regulator -- lubricator required to operate (void warranty w/o this)

Exclusive Electric Toeguard -- on lip edge provides maximum operator safety. The edge is beveled for easy entry.

Safety Brass Velocity Fuse -- in cylinders prevents drop of table in event of hydraulic failure.

Upward Travel Limit Switch -- is field adjustable.

3000 PSI -- component rating on swaged hoses and fittings.

Heavy Duty Torsion Tube -- is 3" dia. solid steel rod to provide maximum lateral stability.

Remote Power Unit -- measures 32 1/2" L. x 12" W. x 12 1/2" H.

Standard Foot Control -- includes 8' of cord.

HYDRAULIC STACKERS & LIFTS



HAMACO Industries Corporation

MLSB Series Electric Mechanical Lift

- No Hydraulic Fluid.
- Long-life brushless motors, dry cylinders.
- Table Type - Low height and slim.

This series of all-electric lift tables offer the smallest footprint in the industry with the lowest profile for use in tight spaces and in environments that cannot risk contamination with hydraulic fluid spills. Lift capacities of 220 lbs. and as little as 62 lbs. in weight, you can roll a flat-bottom, loaded workcart over this table, lifting the entire cart. These lifts operate on 110V AC current, have vector control and a maximum starting frequency of 10 times per minute.

Adjustable travel height limit switches. Comes with foot controller and 78" cord, power cord approx. 10' in length. Adjustable max-min table height via limit switches located on motor. FOB Shipping Point.



Shown with Cart

Product No.	Load Cap. (lbs.)	Raised Height	Lowered Height	Platform Size W x L	Wt. (lbs.)	Price Ea.
HMLSB-100-2007	220	22.8"	3.2"	7.9 x 27.6"	62	\$2,596.00
HMLSB-100-2507	220	22.8"	3.2"	9.8 x 27.6"	66	2,629.33
HMLSB-100-3007	220	22.8"	3.2"	11.8 x 27.6"	71	2,660.00
HMLSB-100-2009	220	28.7"	3.2"	7.9 x 35.4"	75	2,856.00
HMLSB-100-2509	220	28.7"	3.2"	9.8 x 35.4"	79	2,889.33
HMLSB-100-3009	220	28.7"	3.2"	11.8 x 35.4"	84	2,921.33
HMLSB-200-2008	440	25.6"	4.3"	7.9 x 31.5"	91	2,708.00
HMLSB-200-2508	440	25.6"	4.3"	9.8 x 31.5"	91	2,793.33
HMLSB-200-3008	440	25.6"	4.3"	11.8 x 31.5"	91	2,993.33

Additional sizes available.

MH Mini Table Lift

- Smooth operation when loaded.
- No-hydraulic drift.
- Strong structure by using trapezoidal thread.


The MH Mini Table Lift has a smooth manual operation. It has no hydraulic drift. The table lift is built strong and uses a trapezoidal thread. FOB Shipping Point.



HMH-100-2020W



HMH-300-4040



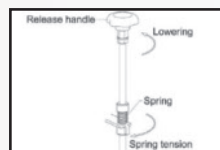
Wrench included with all MH Mini Lift Tables

Product No.	Load Cap. (lbs.)	Raised Height	Lowered Height	Table Size W x L	Wt. (lbs.)	Price Ea.
HMH-100-2020W	221	12.9"	4"	7.9 x 7.9"	18	\$425.33
HMH-300-4040	661	14.2"	6.3"	15.7 x 15.7"	66	865.33
HMH-300-5050	661	14.3"	6.4"	19.7 x 19.7"	71	893.33

Hydraulic/Foot Operated Stackers

- Useful in transporting pallets between narrow spaces and walkways.
- Swivel handling with creatively designed plated handles.
- Load capacity up to 1322 lbs.

Easy to operate in entrances and exits and in buildings with low ceilings. The rigid casters have urethane wheels, and the swivel casters have rubber wheels with brakes on both sides. Strong and light-weight mast and fork design uses tensile strength steel. Fork width is easy to adjust and the new structure of the mast prevents fork vibration. Comes with an overloading prevention valve. Equipped with a rapid traverse device (attached to the HH200). Equipped with a springback mechanism in the release handle. In an emergency, lowering will stop as soon as you release the handle. Close the release handle when raising the lift. The pump pedal is designed to be easy to press. FOB Shipping Point.



The release handle returns by spring tension, so in an emergency, the fork will stop lowering as soon as you release the handle.



Compact hydraulic step lifter is easy to operate in narrow walkways.



Product No.	Load Cap. (lbs.)	Load Center	Fork Height Min.-Max.	Fork Length	Fork Slide Outside Width	Base Legs I.D. O.D.	Overall Size L x W x H	Wheel Size Rigid Swivel	Wt. (lbs.)	Price Ea.
HHFH-HS200-9	440	11.8"	3.2"-35.4"	23.6"	5.2"-18.5"	14.2" 18.1"	40.1 x 21.7 x 48"	3" 4.9"	101	\$933.33
HHFH-HS200-12	440	11.8"	3.2"-47.2"	23.6"	5.2"-18.5"	14.2" 18.1"	40.1 x 21.7 x 59.9"	3" 4.9"	108	1,082.67
HHFH-HE400-12	881	13.8"	3.8"-47.2"	27.6"	8.5"-22.8"	15.7" 21.7"	47.7 x 25.8 x 63.8"	3.1" 5.9"	209	1,492.00
HHFH-HE400-15	881	13.8"	3.8"-59"	27.6"	8.5"-22.8"	15.7" 21.7"	47.7 x 25.8 x 75.6"	3.1" 5.9"	249	1,530.67
HHFH-HE600-12	1322	15.7"	3.7"-47.2"	31.5"	8.6"-22.9"	15.7" 21.7"	51.8 x 25.8 x 65.4"	3.1" 5.9"	265	2,052.00
HHFH-HE600-15	1322	15.7"	3.7"-59"	31.5"	8.6"-22.9"	15.7" 21.7"	51.8 x 25.8 x 77.2"	3.1" 5.9"	287	2,237.33

HLFN Fork Type Hydraulic Lift

- Cylinders are installed under the forks.
- Creates a more efficient work space.

By installing hydraulic cylinders under the forks, it eliminates the part of the hydraulic unit from the push handle area providing a more efficient work space. Foot pedal operated. Comes with overloading prevention device that prevents the lifter from elevating when overloaded. Features swivel casters with brakes. FOB Shipping Point.



Product No.	Load Cap. (lbs.)	Raised Height	Lowered Height	Overall Size L x W x H	Wt. (lbs.)	Price Ea.
HHLFN-500F	1103	21.1"	3.4"	64.2 x 29.5 x 39.4"	199	\$2,424.00
HHLFN-1000F	2200	23.6"	3.3"	64.6 x 28.3 x 39.4"	353	2,796.00

Additional sizes available.

Ergonomic Equipment Platform Truck

- Smooth and quiet operation.
- Truck features a folding handle and glides easily when in use. Two swivel casters and two rigid rear casters with optional brake. FOB Shipping Point.



w/Brake Option

Shown Folded Down

Product No.	Load Cap. (lbs.)	Handle Height	Table Height	Platform Size W x L	Wt. (lbs.)	Price Ea.
HPD-150T	331	33.7"	5.6"	18.1 x 29.3"	24	\$102.67
HPD-250T	551	34.7"	5.7"	21.3 x 33.1"	30.6	120.00
HPD-350T	772	33.7"	6.9"	25.4 x 37.2"	37.5	170.67
WITH BRAKE						
HPD-150TS	331	33.7"	5.6"	18.1 x 32.7"	26.2	146.67
HPD-250TS	551	34.7"	5.7"	21.3 x 36.7"	32.8	162.67
HPD-350TS	772	33.4"	6.9"	25.4 x 40.8"	33	213.33

ELECTRIC LIFT TABLES




HAMACO Industries Corporation

MLP Using IPM Motor Lift Table

• Ball and screw mechanical lift.

This series of all-electric lift tables use our patented IPM magnetic motor for precision control. Ball and screw mechanical lift, means no leaks and no hydraulic drift. Lift capacities of 551 lbs. to 2204 lbs. These lifts operate on 110V AC current, have vector control and a maximum starting frequency of 10 times per minute. Adjustable travel height limit switches. Can be controlled with standard foot controller or optional 2 or 3 button hand switch with 78" cord, power cord approx. 10' in length. FOB Shipping Point.



MLP USING IPM MOTOR LIFT TABLE						
Product No.	Load Cap. (lbs.)	Raised Height	Lowered Height	Platform Size W x L	Wt. (lbs.)	Price Ea.
HMLP-250-69V-12	551	27.5"	4.3"	23.6 x 35.4"	220	\$3,890.67
HMLP-250-610V-12	551	32.2"	4.3"	23.6 x 41.3"	254	4,121.33
HMLP-250-89V-12	551	27.5"	4.3"	31.5 x 37.4"	232	4,056.00
HMLP-250-810V-12	551	32.2"	4.3"	31.5 x 41.3"	276	4,280.00
HMLP-500-610V-12	1102	33.6"	5.4"	25.6 x 41.3"	331	4,150.67
HMLP-500-612V-12	1102	37.5"	5.4"	25.6 x 47.2"	353	4,380.00
HMLP-500-810V-12	1102	33.6"	5.4"	31.5 x 41.3"	353	4,316.00
HMLP-500-812V-12	1102	37.5"	5.4"	31.5 x 47.2"	375	4,540.00
HMLP-1000-610V-12	2204	28.9"	6.2"	25.6 x 41.3"	331	4,216.00
HMLP-1000-612V-12	2204	34.8"	6.2"	25.6 x 47.2"	397	4,444.00
HMLP-1000-810V-12	2204	28.9"	6.2"	31.5 x 41.3"	342	4,380.00
HMLP-1000-812V-12	2204	34.8"	6.2"	31.5 x 47.2"	408	4,604.00

ML and MLM Series Electric Mechanical Lifts

- No Hydraulic Fluid.
- Long-life brushless motors, dry cylinders.
- Table Type - Ultra Low and Mini.

This series of tables is designed to offer maximum ergonomic flexibility with no risk of contamination with hydraulic fluids. These all-electric lift tables offer the user a large range of capacities and table sizes than other manufacturers in the small lift segment. Adjustable travel height limit switches. Comes with foot controller and 78" cord, power cord approx. 10' in length. Lifts operate on 115V AC current, have vector control and a maximum starting frequency of 10 times per minute. FOB Shipping Point.



HML-100-47V



HMLM-100-46VW-12

ML SERIES ELECTRIC MECHANICAL LIFT						
Product No.	Load Cap. (lbs.)	Raised Height	Lowered Height	Platform Size W x L	Wt. (lbs.)	Price Ea.
STANDARD						
HML-100-47V	220	22.8"	3.2"	15.7 x 28.3"	79	\$1,817.33
HML-100-58V	220	22.8"	3.2"	20.5 x 33.5"	93	1,829.33
HML-150-45V	330	16.9"	3.2"	15.7 x 19.7"	68	1,853.33
HML-150-56V	330	16.9"	3.2"	20.5 x 24.8"	77	1,880.00
BELLWS						
HML-100-58VJ	220	22.8"	3.2"	20.5 x 33.5"	104	2,516.00
HML-150-56VJ	330	16.9"	3.2"	20.5 x 24.8"	86	2,456.00
MLM SERIES ELECTRIC MECHANICAL LIFT						
STANDARD						
HMLM-100-46V-12	220	22.0"	5.2"	15.7 x 25.6"	71	\$1,790.67
HMLM-100-56V-12	220	22.0"	5.2"	19.7 x 25.6"	75	1,806.67
HMLM-100-58V-12	220	22.0"	5.2"	20.5 x 33.5"	88	1,820.00
HMLM-250-47V-12	551	25.5"	6.0"	15.7 x 28.3"	99	2,085.33
HMLM-250-58V-12	551	25.5"	6.0"	20.5 x 33.5"	110	2,132.00
HMLM-100-46VW-12	220	41.3"	7.9"	15.7 x 25.6"	93	2,190.67
HMLM-100-56VW-12	220	41.3"	7.9"	19.7 x 25.6"	97	2,206.67
HMLM-100-58VW-12	220	41.3"	7.9"	20.5 x 33.5"	110	2,217.33
BELLWS						
HMLM-100-58VJ-12	220	22.0"	5.2"	20.5 x 33.5"	108	2,396.00
HMLM-250-58VJ-12	551	25.6"	6.0"	20.5 x 33.5"	132	2,674.67
HMLM-100-58VWJ-12	220	41.3"	7.9"	20.5 x 33.5"	130	3,173.33

Additional sizes available.

MLI Heavy Duty Powerful Electric Mechanical Lift Tables

- This series of lift tables are heavy-duty and could be used up to 100,000 cycles continuously.

The MLI Series is a low cost equivalent to the hydraulic lift. Available in three voltages - 115V single-phase, 220V three-phase and 460V three-phase. Has a minimum/maximum limit switch. FOB Shipping Point.



MLI HEAVY DUTY POWERFUL ELECTRIC MECHANICAL LIFT TABLES						
Product No.	Load Cap. (lbs.)	Raised Height	Lowered Height	Table Size W x L	Wt. (lbs.)	Price Ea.
115V SINGLE-PHASE						
HMLI-100-0508W3A*	220	70.9"	13.8"	19.7 x 31.5"	267	\$4,721.33
HMLI-200-0508WA*	441	48.0"	9.8"	19.7 x 31.5"	227	4,357.33
HMLI-300-0409A	661	27.6"	6.1"	15.7 x 35.4"	196	3,653.33
HMLI-300-0410A	661	36.6"	6.1"	15.7 x 41.3"	218	3,890.67
HMLI-300-0509A	661	27.6"	6.1"	19.7 x 35.4"	203	3,690.67
HMLI-300-0510A	661	36.6"	6.1"	19.7 x 41.3"	225	3,933.33
HMLI-300-0609A	661	27.6"	6.1"	23.6 x 35.4"	234	3,733.33
HMLI-300-0610A	661	36.6"	6.1"	25.6 x 41.3"	260	3,989.33
HMLI-300-0809A	661	27.6"	6.1"	31.5 x 35.4"	245	3,772.00
HMLI-300-0810A	661	36.6"	6.1"	31.5 x 35.4"	269	4,189.33
HMLI-500-0510WA*	1103	63.0"	16.5"	19.7 x 41.3"	375	5,785.33
HMLI-500-0612A	1103	40.0"	7.1"	23.6 x 47.2"	375	4,350.67
HMLI-750-0615A	1654	48.0"	9.1"	23.6 x 59.1"	474	5,486.67
HMLI-1000-0613A	2205	39.8"	9.1"	23.6 x 51.2"	384	4,388.00
HMLI-1000-1013A	2025	40.0"	9.0"	39.0 x 52.0"	529	5,984.00
HMLI-1000-1113-12-TN**	2205	42.7"	12.0"	43.7 x 51.2"	618	6,981.33
115V SINGLE-PHASE WITH BELLOWS						
HMLI-500-0612JA	1102	36.6"	7.1"	25.6 x 47.2"	370	6,382.67
HMLI-500-0713JA	1102	40.0"	6.1"	29.5 x 53.1"	419	6,518.67
220V THREE-PHASE						
HMLI-100-0508W3*	220	70.9"	13.8"	19.7 x 31.5"	267	3,426.67
HMLI-200-0508W*	441	48.0"	9.8"	19.7 x 31.5"	227	3,062.67
HMLI-300-0409	661	27.6"	6.1"	15.7 x 35.4"	196	2,496.00
HMLI-300-0410	661	36.6"	6.1"	15.7 x 41.3"	218	2,725.33
HMLI-300-0509	661	27.6"	6.1"	19.7 x 35.4"	203	2,516.00
HMLI-300-0510	661	36.6"	6.1"	19.7 x 41.3"	225	2,776.00
HMLI-300-0609	611	27.6"	6.1"	23.6 x 35.4"	234	2,576.00
HMLI-300-0610	611	36.6"	6.1"	25.6 x 41.3"	260	2,856.00
HMLI-300-0809	611	27.6"	6.1"	31.5 x 35.4"	245	2,596.00
HMLI-300-0810	611	36.6"	6.1"	31.5 x 41.3"	269	3,062.67
HMLI-500-0510	1102	35.6"	6.1"	19.7 x 41.3"	311	3,093.33
HMLI-500-0510W*	1102	63.0"	16.5"	19.7 x 41.3"	375	4,749.33
HMLI-500-0610	1102	35.6"	6.1"	23.6 x 41.3"	381	3,176.00
HMLI-500-0612	1103	38.6"	6.1"	23.6 x 47.2"	375	3,273.33
HMLI-750-0615	1654	48.0"	9.1"	23.6 x 59.1"	474	4,292.00
HMLI-1000-0510	2205	27.8"	8.0"	19.7 x 41.3"	328	3,176.00
HMLI-1000-0610	2205	27.8"	8.0"	25.6 x 41.3"	337	3,472.00
HMLI-1000-0612	2205	39.8"	9.0"	23.6 x 47.2"	384	3,352.00
HMLI-1000-0613	2205	39.8"	9.1"	23.6 x 51.2"	384	3,502.67
HMLI-1000-0812	2205	39.8"	9.1"	31.5 x 47.2"	384	3,890.67
HMLI-1000-1013	2024	39.8"	9.1"	31.5 x 47.2"	384	5,058.67
HMLI-1000-1113-22-TN**	2205	42.7"	12.0"	43.3 x 51.2"	618	4,988.00
HMLI-1100-1010	2491	27.8"	8.0"	41.3 x 41.3"	429	4,189.33
HMLI-1100-1012	2500	39.8"	9.1"	41.3 x 47.2"	485	4,292.00
HMLI-1100-1212	2500	39.8"	9.1"	47.2 x 47.2"	662	4,489.33
HMLI-1500-1020	3306	49.0"	11.0"	78.7 x 39.4"	992	7,976.00
HMLI-2000-0914	4409	40.6"	11.0"	55.0 x 35.4"	772	6,981.33
220V THREE-PHASE WITH BELLOWS						
HMLI-500-0612J	1102	36.6"	7.1"	25.6 x 47.2"	370	4,948.00
HMLI-500-0713J	1102	40.0"	6.1"	29.5 x 53.1"	419	5,385.33
HMLI-1000-0612J	2205	27.8"	8.0"	25.6 x 47.2"	388	5,188.00
HMLI-1000-0713J	2205	39.8"	9.0"	29.5 x 53.1"	450	5,585.33
460V THREE-PHASE						
HMLI-100-0508W3-46	220	70.9"	13.8"	19.7 x 31.5"	267	4,020.00
HMLI-200-0508W-46	441	48.0"	9.8"	19.7 x 31.5"	375	3,690.67
HMLI-500-0510-46	1102	35.6"	6.1"	19.7 x 41.3"	311	3,552.00
HMLI-500-0510W-46*	1102	63.0"	16.5"	19.7 x 41.3"	375	5,266.67
HMLI-500-0610-46	1102	35.6"	6.1"	23.6 x 41.3"	381	3,632.00
HMLI-500-0612-46	1102	38.6"	6.1"	23.6 x 47.2"	375	3,792.00
HMLI-750-0615-46	1654	48.0"	9.1"	23.6 x 59.1"	474	4,889.33
HMLI-1000-0510-46	2205	27.8"	8.0"	19.7 x 41.3"	328	3,772.00
HMLI-1000-0610-46	2205	27.8"	8.0"	25.6 x 41.3"	337	3,792.00
HMLI-1000-0612-46	2205	39.8"	9.0"	23.6 x 47.2"	384	3,890.67
HMLI-1000-0613-46	2205	39.8"	9.1"	23.6 x 51.2"	384	3,989.33
HMLI-1000-0812-46	2205	39.8"	9.1"	31.5 x 47.2"	384	4,889.33
HMLI-1000-1013-46	2024	40.0"	9.0"	39.0 x 52.0"	529	5,585.33
HMLI-1000-1113-46-TN**	2205	42.7"	12.0"	43.3 x 51.2"	518	5,984.00
HMLI-1500-1020-46	3306	49.0"	11.0"	39.4 x 78.7"	992	8,974.67
HMLI-2000-0914-46	4409	40.6"	11.0"	55.0 x 35.4"	772	7,976.00
460V THREE-PHASE WITH BELLOWS						
HMLI-500-0612J-46	1102	35.6"	6.1"	25.6 x 47.2"	370	5,233.33
HMLI-500-0713J-46	1102	40.0"	6.1"	29.5 x 53.1"	419	5,786.67
HMLI-1000-0612J-46	2205	27.8"	8.0"	25.6 x 47.2"	388	5,585.33
HMLI-1000-0713J-46	2205	39.8"	9.0"	29.5 x 53.1"	450	6,638.67

WORK CARTS & LIFT TABLES



HAMACO Industries Corporation

HLH Series Work Carts

- Hydraulic lift carts with casters. • Hydraulic/Manual Foot Pump.

Aluminum pump and steel body offers increased durability and lighter weight. HHLH-100 and HHLH Light models come with collapsible handle. All carts have overloading prevention, oversized casters and foot pedal height adjustment. 17.7 x 17.7 x 1" release handle in all models assures safety by preventing unintended lowering. Powder coated finish on all models. Up to 2,205 lb. lift capacity and 64.1" extended height. FOB Shipping Point.

HLH SERIES WORK CARTS STANDARD						
Product No.	Load Cap. (lbs.)	Raised Height	Lowered Height	Platform Size W x L	Wt. (lbs.)	Price Ea.
HHLH-S120	264	23.6"	7.9"	13.8 x 22.4"	42	346.67
HHLH-S150	330	28.3"	9.3"	15.7 x 28.3"	66	450.67
HHLH-S80W	176	50.4"	12.2"	15.7 x 28.3"	82	770.67
HHLH-S200W	440	57.4"	14.0"	19.7 x 31.5"	150	1,717.33
HHLH-S250	551	31.4"	10.3"	19.7 x 31.5"	99	598.67
HHLH-E350W	772	64.1"	16.2"	23.6 x 35.4"	220	1,492.00
HHLH-S500S	1103	31.4"	10.9"	19.7 x 31.5"	137	1,045.33
HHLH-S500SW	1103	41.7"	14.4"	19.7 x 23.6"	154	1,473.33
HHLH-S500M	1103	36.6"	13.0"	23.6 x 35.4"	176	1,017.33
HHLH-E500L	1103	47.2"	13.0"	23.6 x 47.2"	220	1,734.67
HHLH-E500MW	1103	67.9"	18.7"	23.6 x 35.4"	375	2,237.33
HHLH-E750	1653	36.6"	13.0"	23.6 x 35.4"	176	1,698.67
HHLH-E1000M	2205	39.4"	15.7"	23.6 x 35.4"	287	1,958.67
HHLH-E1000L	2205	48.8"	15.7"	23.6 x 47.2"	364	2,332.00
BELLOWS						
HHLH-S150J	330	28.3"	9.3"	20.5 x 33.5"	99	1,437.33
HHLH-S200WJ	440	57.5"	14.2"	37.4 x 23.6"	231.5	3,202.67
HHLH-S250J	551	31.7"	10.4"	23.6 x 37.4"	147	1,622.67
HHLH-E350WJ	771	63.97"	15.9"	59 x 23.6"	264.5	3,169.33
HHLH-S500SJ	1102	31.7"	11"	37.4 x 23.6"	176.4	2,016.00
HHLH-S500SWJ	1102	41.73"	14.37"	29.5 x 23.6"	191.8	2,541.33
HHLH-E500MJ	1102	36.7"	13.0"	23.6 x 41.3"	216	2,293.33
HHLH-E500MWJ	1102	67.9"	18.7"	41.3 x 23.6"	405.6	3,965.33
HHLH-E500LJ	1102	47"	13.2"	53.2 x 23.6"	227	3,202.67
HHLH-E750J	1653	36.4"	12.8"	41.3 x 23.6"	227	2,898.67
HHLH-E1000MJ	2204	39.3"	16.2"	41.3 x 23.6"	319.7	3,354.67
HHLH-E1000LJ	2204	48.8"	16.5"	53 x 23.6"	408	3,965.33

Additional sizes available.



HHLH-S120
Shown Collapsed



HHLH-S500M



HHLH-S500SW



HHLH-S150J



HHLH Light Model
Shown Collapsed

HLH Ultra Low Series Work Carts

- Hydraulic lift carts with casters.
- Ultra Low type.

Aluminum pump and steel body offers increased durability and lighter weight. HHLH Ultra-Low series carts offer the lowest profile in the industry, only 3.2" from the ground. All carts have overloading prevention and high quality casters. Powder coated finish on all models. FOB Shipping Point.



HHLH-S100-80L
Lowered Position

HHLH-S100-80L
Raised Position

HLH ULTRA LOW SERIES WORK CARTS						
Product No.	Load Cap. (lbs.)	Raised Height	Lowered Height	Platform Size W x L	Wt. (lbs.)	Price Ea.
HHLH-S100-80L	220	24.9"	3.2"	15.7 x 28.3"	77	\$1,004.00
HHLH-S200-80L	440	28.0"	3.2"	19.7 x 31.5"	126	1,201.33
HHLH-S400-85L	882	31.0"	3.4"	23.6 x 35.4"	208	1,344.00

Additional sizes available.

HLH-A All-Aluminum Hydraulic Workcarts

- Aluminum and lightweight.
- Push handle can be folded.

An industry first, these carts have aluminum construction and are light enough to carry up and down stairways or to lift into and out of automobiles for easy mobility. These carts are among the lightest in the world and offer strength and durability as well as providing the perfect ergonomic solution for those who need maximum flexibility. Push handle can be folded. FOB Shipping Point.



Shown
Folded Down

HLH-A ALL-ALUMINUM HYDRAULIC WORKCART						
Product No.	Load Cap. (lbs.)	Raised Height	Lowered Height	Platform Size W x L	Wt. (lbs.)	Price Ea.
HHLH-SA50	110	23.6"	7.9"	13.8 x 22.4"	25	\$882.67
HHLH-SA60	132	28.3"	15.7"	15.7 x 28.3"	31	976.00
HHLH-SA80	176	31.5"	19.7"	19.7 x 31.5"	45	2,202.67

Additional sizes available.

HLH Stainless Steel Hydraulic Lift Carts

- Hydraulic Cylinder.
- Swivel casters with brakes.
- Foot pedal.
- Includes overloading prevention device.

The HLH Stainless Steel Hydraulic Lift Cart provides ergonomic solutions across many industries. Stainless Steel is a requirement in the food and pharmaceutical industry. Made of stainless steel using SUS 304. The pump is aluminum and the piston is plated iron. Cart is resistant to water so it can be washed down for a sanitary work area. FOB Shipping Point.



HLH STAINLESS STEEL HYDRAULIC LIFT CARTS						
Product No.	Load Cap. (lbs.)	Raised Height	Lowered Height	Platform Size W x L	Wt. (lbs.)	Price Ea.
HHLH-S150SUS	330	28.3"	9.4"	15.7 x 28.3"	66	\$4,474.67
HHLH-S250SUS	551	31.5"	10.2"	19.7 x 31.5"	99	4,602.67
HHLH-S500SUS	1102	36.6"	13"	23.6 x 35.4"	176	6,816.00

Additional sizes available.

HLH Roller Conveyor Lift Carts

- Hydraulic lift carts with rollers.
- Swivel casters with brakes.

Roller Conveyor work carts allow for a smooth transportation of product. The stopper prevents product from sliding off the rollers. All carts have overloading prevention device. FOB Shipping Point.



HLH ROLLER CONVEYOR LIFT CARTS						
Product No.	Load Cap. (lbs.)	Raised Height	Lowered Height	Platform Size W x L	Wt. (lbs.)	Price Ea.
HHLH-S130R	287	31.1"	12.0"	15.7 x 28.3"	104	\$1,176.00
HHLH-S230R	507	34.3"	13.0"	19.7 x 31.5"	143	1,250.67
HHLH-E450R	992	39.4"	15.7"	23.6 x 35.4"	243	2,049.33
HHLH-E900MR	1984	43.3"	19.7"	23.6 x 35.4"	353	3,354.67
HHLH-E900LR	1984	52.8"	19.7"	23.6 x 47.2"	441	3,728.00

Additional sizes available.

WORK LIFT TABLES



Lift and Tilt Table

- Designed to optimize work positions for increased efficiency and to reduce back injuries.

Features toe/pinch guard. 4 push-button hand pendant control on an 8' coil cord. Emergency stop if hose breaks. Fused 24V push button control. Lock-in place safety maintenance support. 45° maximum tilt, 36" vertical travel. FOB Shipping Point.




Product No.	Cap. (lbs.)	Platform W x L	Height Lowered	Raised	Wt. (lbs.)	Price Ea.
HEHLTT-3648-1-47	1000	36 x 48"	11"	47"	1208	\$7,352.99
HEHLTT-4848-1-47	1000	48 x 48"	11"	47"	1228	7,589.92
HEHLTT-3648-2-47	2000	36 x 48"	11"	47"	1204	7,422.95
HEHLTT-4848-2-47	2000	48 x 48"	11"	47"	1235	7,697.88
HEHLTT-3648-4-47	4000	36 x 48"	11"	47"	1206	9,488.85
HEHLTT-4848-4-47	4000	48 x 48"	11"	47"	1292	10,142.91

Efficiency Master

- Increases efficiency and reduces repetitive motion injury.

Tables feature all welded steel construction for years of durability. Unique design minimizes pinch points to meet OSHA requirements. Equipped with an industrial quality, 56" frame 2 HP motor -- delivers best torque with minimal amperage draw and maximum life. Standard voltage is 460V 3 phase. Push button hand control is standard. Base includes 7½"W x 2½"H usable fork pockets on 30" centers for portability with forklift.

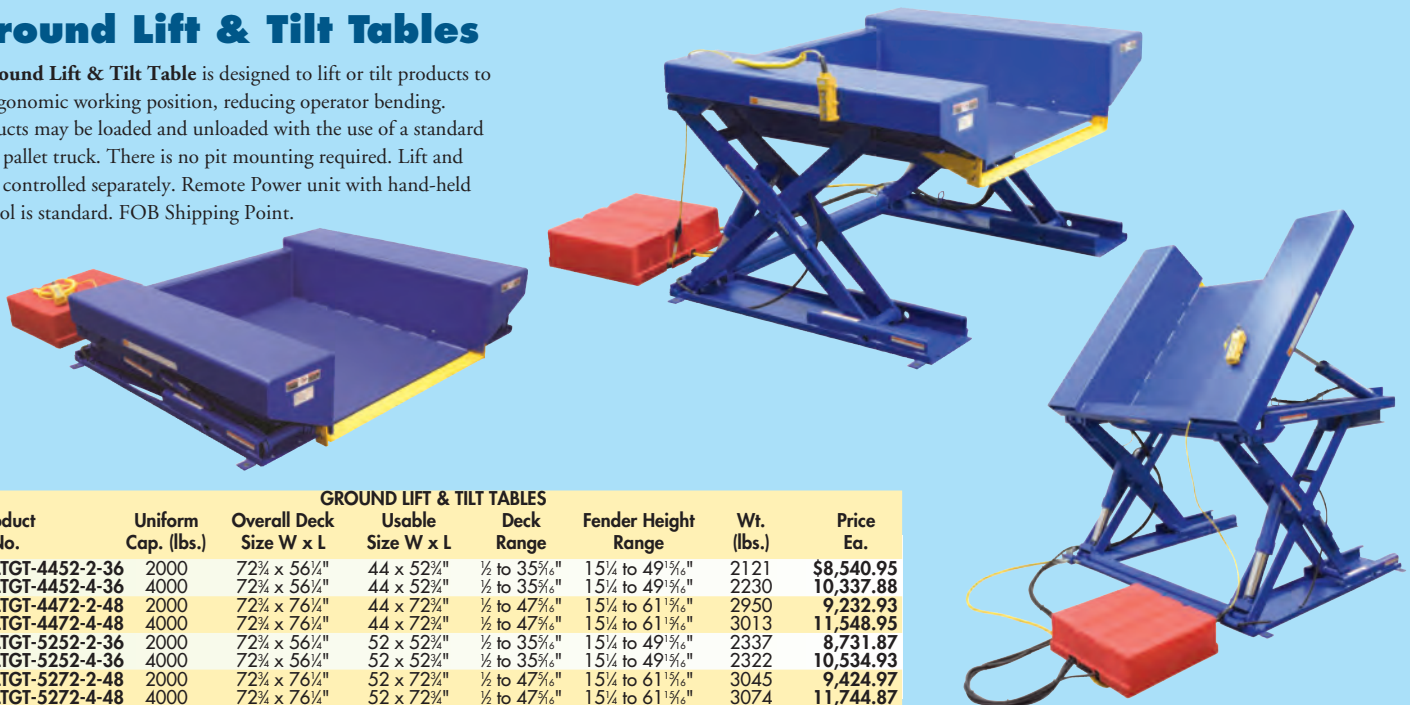
90° Tilt Series...same features as 45° Tilt Series but features a full 90° of tilt. Features a 24"H steel cradle ideal for upending products in shipping and receiving operations. Must be lagged to the floor. Other sizes available. FOB Shipping Point.



Product No.	Cap. (lbs.)	Degree Of Tilt	Size W x L	Wt. (lbs.)	Price Ea.
HEM1-500-4848-2	2000	90°	48 x 48"	887	\$4,472.89
HEM1-500-4848-4	4000	90°	48 x 48"	905	5,191.87
HEM1-500-4848-6	6000	90°	48 x 48"	923	5,566.92


Ground Lift & Tilt Tables

A **Ground Lift & Tilt Table** is designed to lift or tilt products to an ergonomic working position, reducing operator bending. Products may be loaded and unloaded with the use of a standard hand pallet truck. There is no pit mounting required. Lift and tilt is controlled separately. Remote Power unit with hand-held control is standard. FOB Shipping Point.

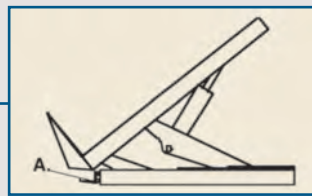


GROUND LIFT & TILT TABLES							
Product No.	Uniform Cap. (lbs.)	Overall Deck Size W x L	Usable Size W x L	Deck Range	Fender Height Range	Wt. (lbs.)	Price Ea.
HEHLTGT-4452-2-36	2000	72¾ x 56½"	44 x 52¾"	½ to 35¾"	15¼ to 49½"	2121	\$8,540.95
HEHLTGT-4452-4-36	4000	72¾ x 56½"	44 x 52¾"	½ to 35¾"	15¼ to 49½"	2230	10,337.88
HEHLTGT-4472-2-48	2000	72¾ x 76½"	44 x 72¾"	½ to 47¾"	15¼ to 61½"	2950	9,232.93
HEHLTGT-4472-4-48	4000	72¾ x 76½"	44 x 72¾"	½ to 47¾"	15¼ to 61½"	3013	11,548.95
HEHLTGT-5252-2-36	2000	72¾ x 56½"	52 x 52¾"	½ to 35¾"	15¼ to 49½"	2337	8,731.87
HEHLTGT-5252-4-36	4000	72¾ x 56½"	52 x 52¾"	½ to 35¾"	15¼ to 49½"	2322	10,534.93
HEHLTGT-5272-2-48	2000	72¾ x 76½"	52 x 72¾"	½ to 47¾"	15¼ to 61½"	3045	9,424.97
HEHLTGT-5272-4-48	4000	72¾ x 76½"	52 x 72¾"	½ to 47¾"	15¼ to 61½"	3074	11,744.87

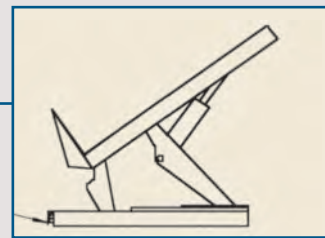
TILTING EQUIPMENT



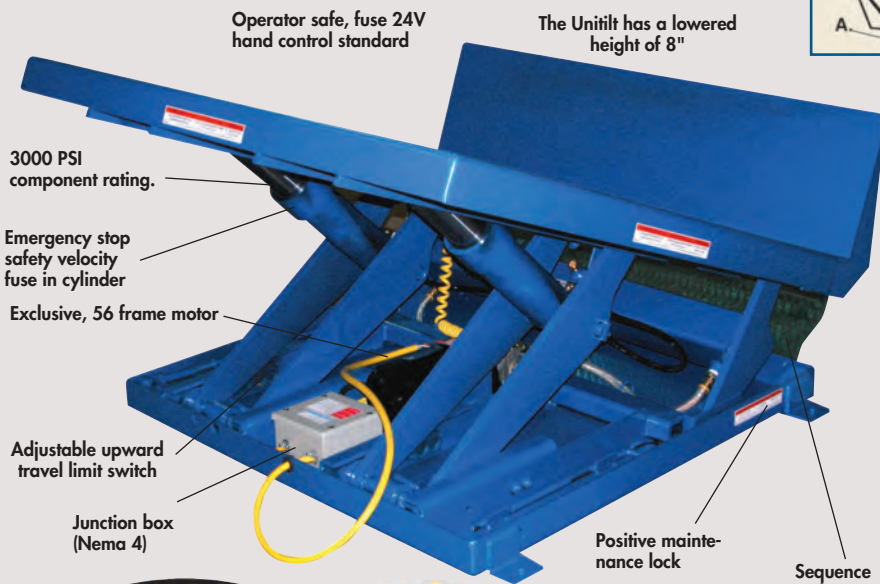
The Unitilt has a lowered height of 8"



Sequence One -- tilts to 40°, then lifts from a cradle height of 6". Selector pedal depressed.



Sequence Two -- lifts to 14 1/2" and tilts up to 40°. Selector pedal not in use.



3000 PSI component rating.

Emergency stop safety velocity fuse in cylinder

Exclusive, 56 frame motor

Adjustable upward travel limit switch

Junction box (Nema 4)

Positive maintenance lock

Sequence selector pedal



Uni-Tilt

- Rugged and durable lift and tilt reduces fatigue and back injuries -- increase productivity.
- Tilts and positions tote boxes or baskets to an ergonomically correct positions.

Tilts up to 40° -- by depressing the selector pedal the operator can choose to lift while tilting or tilt, then lift. As the platform lifts, the load center moves back keeping the load out of the working area. FOB Shipping Point.

Product No.	Cap. (lbs.)	Platform Size W x L	Power Unit	Wt. (lbs.)	Price Ea.
HUNI-4848-4	4000	48 x 48"	Internal	743	4,001.91
HUNI-5448-4	4000	54 x 48"	Internal	910	4,338.95
HUNI-4848-6	6000	48 x 48"	Internal	763	5,806.93
HUNI-5448-6	6000	54 x 48"	Internal	935	6,227.99

Note: Standard power is 460v, 3 phase -- call for other voltage options.

Economy Transporter/Tilter

- Makes many packing jobs easier and faster.
- Tilts pallets, crates, boxes or baskets.

Move product between work stations. Tilt crates for easier access. 2 1/2" lip holds units in place when tilted. Manual foot pump operation. Tilts 23° in just 11 strokes. Features a removable handle. Rolls smoothly on two (2) swivel with brakes and two (2) rigid poly-on-steel 5" x 2" casters. Baked-in powder-coated toughness. FOB Shipping Point.



Product No.	Platform Size W x L	Uniform Cap. (lbs.)	Level Height	Max. Tilt	Wt. (lbs.)	Price Ea.
HETT-254	40 x 42 1/2"	2500	11"	23°	254	\$1,667.99

Intermediate Bulk Container Tilting Cart

- High visible yellow finish.

Designed of a sturdy steel construction which, provides a secure tilting of containers for complete draining. To use, simply place the container on the cart. When the container is in the secure position, start the draining process. As the fluid flows from the container, the rear of the cart will rise up to 5 degrees creating an angle for a better release of fluids. The cart rolls on casters for smooth transition from workstation to workstation. FOB Shipping Point.




Product No.	Overall Size W x L x H	Lowered/Raised Height	Uniformed Cap. (lbs.)	Wt. (lbs.)	Price Ea.
HIBC-TLT	41 3/8 x 53 3/8 x 35 1/8"	12 x 16 1/2"	4400	261	\$865.92

Adjustable IBC Tilt Stands with Fork Pockets

- Powder coated for baked in added toughness or Stainless Steel material.
- 4,400 lb. capacity.

Designed of a sturdy steel construction which, provides a secure tilting of containers for complete draining. The adjustable height of the stand allows for easy access to valve connections and minimizes user bending and twisting. To use, simply place container on the stand. When the container is in the secure position, start the draining process. As the fluid flows from the container, the rear of the stand platform will rise up creating an angle for a better release of fluids. The stand has pre-drilled mounting holes for simple mounting to a variety of surfaces and fork pockets for simple movement, if necessary. FOB Shipping Point.


Product No.	Overall Size L x W x H	Useable Platform Dims L x W	Fork Pocket W x H	Fork Pocket Center	Wt. (lbs.)	Price Ea.
ADJUSTABLE IBC TILT STAND W/FORK POCKETS						
HIBC-TLT-FPL	48 1/2 x 48 x 49 1/2"	47 3/4 x 40 1/2"	7" x 2"	27"	348	\$1,093.87
HIBC-TLT-FPL-SS	49 1/2 x 48 x 50 1/2"	48 1/4 x 40 1/2"	7" x 2"	27"	436	4,487.96
IBC TILT STAND W/FORK POCKETS						
HIBC-TLT-FP	48 1/2 x 48 x 15 1/2"	47 3/4 x 40 1/2"	7" x 2"	27"	268	843.89
HIBC-TLT-FP-SS	48 1/4 x 40 1/2 x 16"	48 1/4 x 40 1/2"	7" x 2"	27"	332	3,997.93



HIBC-TLT-FP



HIBC-TLT-FPL-SS



HIBC-TLT-FP-SS

LIFT TABLES



Long Deck Cart

- Perfect for sheet and strip handling, as well as handling awkward materials.
- Foot pump delivers a service range of 31" lowered to 49" raised.
- Structural steel base helps to distribute the load evenly. Royal Blue in color. FOB Shipping Point.



48 Hours
to Ship

Product No.	Cap. (lbs.)	Platform Size W x L	Wt. (lbs.)	Price Ea.
HDLT-3060	2000	30 x 60"	568	\$2,192.93
HDLT-3072	2000	30 x 72"	588	2,242.92
HDLT-3096	2000	30 x 96"	784	2,893.91
HDLT-30120	2000	30 x 120"	961	3,149.95

1, 2 or 4 Post Hydraulic Lift Tables

- For fast and efficient lifting, transporting and positioning of material.
- Long-lasting hydraulic pump is foot activated.

Hydraulic center post lifts tabletop with rigidity. Models with corner posts are telescoping to help stabilize and fully support the load during operation. Rolls smoothly on durable heavy duty casters. FOB Shipping Point.



Product No.	Cap. (lbs.)	Raised Height	Lowered Height	Platform Size W x L	Operation	No. of Addr'l Posts	Speed	Wt. (lbs.)	Price Ea.
HHT-02-1616A	200	49"	31"	16 x 16"	Foot Pump	0	Single	126	\$559.95
HHT-03-1616A	300	49"	31"	16 x 16"	Foot Pump	0	Single	126	764.85
HHT-05-1818A	500	49"	31"	18 x 18"	Foot Pump	2	Single	151	829.89
HHT-10-2036A	1000	54"	36"	20 x 36"	Foot Pump	2	Two	241	1,059.95
HHT-20-2436A	2000	54"	36"	24 x 36"	Foot Pump	4	Two	332	1,435.92
HHT-20-3036A	2000	54"	36"	30 x 36"	Foot Pump	4	Two	376	1,548.92
HHT-20-3042*	2000	54"	36"	30 x 42"	Foot Pump	4	Two/Auto Shift	483	1,764.99
HHT-40-2436*	4000	54"	36"	24 x 36"	Foot Pump	4	Two/Auto Shift	346	1,899.91
HHT-40-3036*	4000	54"	36"	30 x 36"	Foot Pump	4	Two/Auto Shift	462	2,252.99
HHT-40-3042*	4000	54"	36"	30 x 42"	Foot Pump	4	Two/Auto Shift	477	2,318.93
HHT-60-2436	6000	54"	36"	24 x 36"	Foot Pump	4	Two/Auto Shift	477	2,355.87
HHT-60-3248	6000	54"	36"	32 x 48"	Foot Pump	4	Two/Auto Shift	556	2,490.99
HHT-20-2436-DC*	2000	54"	36"	24 x 36"	DC Battery	4	12V DC Power	396	3,129.95
HHT-20-3036-DC*	2000	54"	36"	30 x 36"	DC Battery	4	12V DC Power	425	3,197.99

*Check availability.



HPS-4045-CK



48 Hours
to Ship



HPS-4045/CA

Adjustable Pallet Stands

- Welded steel construction.

The Adjustable Height Pallet Stands are designed to manually adjust to three different ergonomic working heights. Unit includes a three position manual adjusting bar with spring assist to help raise and lower the deck. The Pallet Stand must be empty when adjusting the height. Unit is welded steel construction with baked-in powder-coated tough finish. The optional bolt-on manual carousel, suffix CA, is 40" in diameter by 2" tall and rotates 360". The caster feature, suffix CK, consists of 6" x 2" glass-filled nylon two (2) rigid and two (2) swivel casters with brake. FOB Shipping Point.

Product No.	Platform Size W x L	Cap. (lbs.)	Lowered Height	Settings			Wt. (lbs.)	Price Ea.
				1st.	2nd.	3rd.		
HPS-4045	40 x 42 1/2"	5000	10"	20 1/4"	30 1/2"	34 1/8"	253	\$784.88
HPS-4045/CA	40 x 42 1/2"	4000	12 1/4"	22 1/4"	32 1/4"	36 1/8"	312	1,099.93
HPS-4045/CA-CK	40 x 42 1/2"	1500	19 1/8"	29 1/8"	39 1/8"	45 1/8"	333	1,298.87
HPS-4045-CK	40 x 42 1/2"	1500	17 1/8"	27 1/8"	37 1/8"	42 1/8"	271	953.96



Foot Pump Scissor Lift Tables

- Perfect for efficient work station service.
- Raises productivity and helps reduce worker fatigue.

Foot Pump Scissor Lift Tables are used by all types of manufacturing and warehousing facilities. Features torsion tubes for side to side stability, pressure flow control valve for controlled lowering, and foot pump. Rugged welded steel construction. Painted blue finish. FOB Shipping Point.

Product No.	Platform Size W x L	Uniform Cap. (lbs.)	Service Range	Lift Speed	Wt. (lbs.)	Price Ea.
HSCTAB-400	17 1/4 x 27 1/2"	400	8 1/2 to 28 1/2"	Single	138	\$504.95
HSCTAB-800D	20 x 35 1/2"	800	15 1/8 to 52"	Two	290	1,183.91
HSCTAB-500-2033-FP	20 x 33"	500	6 to 28"	Two	263	2,051.87
HSCTAB-1000-2040-FP	20 x 40"	1000	8 to 32"	Two	298	2,009.89
HSCTAB-2000-2040-FP	20 x 40"	2000	8 to 32"	Two	314	2,243.89
HSCTAB-2000-3240-FP	32 x 40"	2000	8 to 32"	Two	430	2,349.91
HSCTAB-2000-4242-FP	42 x 42"	2000	8 to 32"	Two	400	2,384.91
HSCTAB-2500-2040-FP	20 x 40"	2500	8 to 32"	Two	332	3,127.91
HSCTABD-750-2040-FP*	20 x 40"	750	7 to 35"	Two	291	2,145.88
HSCTABD-1000-2033-FP*	20 x 33"	1000	7 to 35"	Two	288	2,293.85

*Check availability.

SCISSOR LIFT TABLE




Scissor Tables

- Lifts machinery, parts, work in process material, etc., easily and smoothly thanks to durable, hydraulic components.
- State-of-the art bushings keep wear to a minimum.

Hardened pins reduce wear. Strong chrome-plated piston cylinders resist rust and corrosion. Cylinder is honed hydraulic tubing. Safety toe guard automatically stops platform if lift comes down on toe or other objects - meets OSHA requirements. Emergency lockup automatically locks platform if hydraulic pressure is inadvertently lost. FOB Shipping Point.

All Welded Steel
construction meets AWS standard.

Travel
36" standard.



3000 PSI Component
rating on crimped
hoses and fittings.

Case Carbonized Rollers

**Strong CHROME-
PLATED** piston
cylinders resist rust
and corrosion.

Removable/Replaceable
State-of-the-Art Bushings and
Pins for long life.

Brass Safety Velocity Fuse
in cylinder protect against
sudden drop.

Junction Box

SAFETY FEATURES:

- Electric Toe/Pinch Point Guard
- Emergency Stop if Hose Breaks
- Fused Push Button Hand Control
- Integral Safety Maintenance Props
- Meets OSHA Requirements



Product No.	Platform Size W x L	Lowered Height	Raised Height	*Uniform Cap. (lbs.)	Voltage Phase	Wt. (lbs.)	Price Ea.
HEHLT-2448-3-43-QS	24 x 48"	7"	43"	3000	460/3	694	\$4,513.99
HEHLT-3060-3-43-QS	30 x 60"	7"	43"	3000	460/3	823	4,513.99
HEHLT-4048-3-43-QS	40 x 48"	7"	43"	3000	460/3	807	4,513.99
HEHLT-4848-3-43-QS	48 x 48"	7"	43"	3000	460/3	841	4,739.99
HEHLT-4872-3-43-QS	48 x 72"	7"	43"	3000	460/3	946	4,513.99
HEHLT-3060-4-43-QS	30 x 60"	7"	43"	4000	460/3	827	4,997.97
HEHLT-4048-4-43-QS	40 x 48"	7"	43"	4000	460/3	878	4,998.97
HEHLT-4848-4-43-QS	48 x 48"	7"	43"	4000	460/3	918	4,998.97
HEHLT-4872-4-43-QS	48 x 72"	7"	43"	4000	460/3	963	4,998.97
HEHLT-4848-1-43	48 x 48"	7"	43"	1000	460/3	820	4,107.91
HEHLT-4848-5-44	48 x 48"	8"	44"	5000	460/3	1082	6,214.95
HEHLT-4848-6-44	48 x 48"	8"	44"	6000	460/3	1105	6,787.88
HEHLT-4864-3-55	48 x 64"	7"	55"	3000	460/3	823	5,935.99
HEHLT-4896-4-56	48 x 96"	8"	56"	4000	460/3	1602	6,720.85
HEHLT-4884-3-67	48 x 84"	7"	67"	3000	460/3	807	8,218.95

*Uniform Static Capacity
Quickship (-QS) 1 week lead time.




Internal 56 Frame 2HP Motor (standard) helps to insure maximum life and efficiency.



Hand Control On 2-8 Ft. Coil Cord. Fused 24 VAC Control Voltage.



Adjustable Upward Travel Limit Switch.



Patented Pinch Point Guard complies with ANSI MH.29.1-1994 and OSHA section 1910.2.2(a)(3)(ii).

LIFTING EQUIPMENT



A Beech LOAD REDI Scissor Lift

- Helps maximize worker productivity while providing an ergonomically friendly workplace.
- Lifts help eliminate bending, lifting, excess fatigue and the danger of back injuries.

Power unit – motor, hydraulic pump and oil reservoir, is internally mounted for easy removal and repair or maintenance. Hydraulic cylinders come standard with Velocity Fuses for added safety. Rugged construction combined with quality electrical and mechanical components provide years of safe and reliable service. FOB Shipping Point.

POPULAR OPTIONS

Contact dealer for details.

- Foot control with cover.
- Oversized platforms up to 48" x 96" (2000-7000 lbs.).
- Turntables – 24", 36" & 48".
- Beveled toe guards for pit mounting.
- Accordion skirts.
- Remote mounted power units.

STANDARD SPECIFICATIONS

- Capacities from 750 to 7000 lbs.
- Three platform sizes -- 24", 36", & 48"W.
- Vertical Travel – 24", 36" & 48".
- Standard base is 24"W. (36 & 48" platform models have 6" and 12" stabilizing legs.
- Motors: -1P 1 phase (115V), -3P 3 phase (230V).
- Hand controls are standard with 10' cord.
- Velocity fuse equipped cylinders.

Steel surcharge may apply.

SCISSOR LIFTS										
RL-24 SERIES 24" TRAVEL, 30 1/4" RAISED HEIGHT, 6 1/4" LOWERED HEIGHT										
Capacity (lbs.)	Raise Time (sec.)	24"W. x 36"L. PLATFORM Product No.	Wt. (lbs.)	Price Ea.	36"W. x 36"L. PLATFORM Product No.	Wt. (lbs.)	Price Ea.	48"W. x 48"L. PLATFORM Product No.	Wt. (lbs.)	Price Ea.
750	15	HRL24-7.5-2W-1P-H	260	\$4,604.00	HRL24-7.5-3W-1P-H	280	\$4,793.00	HRL24-7.5-4W-1P-H	300	\$4,867.00
1000	17	HRL24-10-2W-1P-H	270	4,838.00	HRL24-10-3W-1P-H	290	5,010.00	HRL24-10-4W-1P-H	310	5,085.00
1500	21	HRL24-15-2W-1P-H	280	5,041.00	HRL24-15-3W-1P-H	300	5,314.00	HRL24-15-4W-1P-H	320	5,497.00
RL-36 SERIES 36" TRAVEL, 42 1/4" RAISED HEIGHT, 6 1/4" LOWERED HEIGHT										
Capacity (lbs.)	Raise Time (sec.)	24"W. x 48"L. PLATFORM Product No.	Wt. (lbs.)	Price Ea.	36"W. x 48"L. PLATFORM Product No.	Wt. (lbs.)	Price Ea.	48"W. x 48"L. PLATFORM Product No.	Wt. (lbs.)	Price Ea.
750	19	HRL36-7.5-2W-1P-H	320	4,737.00	HRL36-7.5-3W-1P-H	340	4,704.00	HRL36-7.5-4W-1P-H	360	5,103.00
1000	24	HRL36-10-2W-1P-H	330	4,954.00	HRL36-10-3W-1P-H	350	5,029.00	HRL36-10-4W-1P-H	370	5,428.00
1500	42	HRL36-15-2W-1P-H	340	5,171.00	HRL36-15-3W-1P-H	360	5,354.00	HRL36-15-4W-1P-H	380	5,756.00
RM-24 SERIES 24" TRAVEL, 31 1/4" RAISED HEIGHT, 7 1/4" LOWERED HEIGHT										
Capacity (lbs.)	Raise Time (sec.)	24"W. x 36"L. PLATFORM Product No.	Wt. (lbs.)	Price Ea.	36"W. x 36"L. PLATFORM Product No.	Wt. (lbs.)	Price Ea.	48"W. x 48"L. PLATFORM Product No.	Wt. (lbs.)	Price Ea.
2000	14	HRM24-20-2W-1P-H	330	6,258.00	HRM24-20-3W-1P-H	380	6,293.00	HRM24-20-4W-1P-H	410	6,365.00
4000	29	HRM24-40-2W-1P-H	350	7,007.00	HRM24-40-3W-1P-H	400	7,041.00	HRM24-40-4W-1P-H	430	7,113.00
6000	33	HRM24-60-2W-1P-H	400	7,794.00	HRM24-60-3W-1P-H	450	7,829.00	HRM24-60-4W-1P-H	480	7,901.00
RM-36 SERIES 36" TRAVEL, 43 1/4" RAISED HEIGHT, 7 1/4" LOWERED HEIGHT										
Capacity (lbs.)	Raise Time (sec.)	24"W. x 48"L. PLATFORM Product No.	Wt. (lbs.)	Price Ea.	36"W. x 48"L. PLATFORM Product No.	Wt. (lbs.)	Price Ea.	48"W. x 48"L. PLATFORM Product No.	Wt. (lbs.)	Price Ea.
2000	27	HRM36-20-2W-1P-H	440	6,682.00	HRM36-20-3W-1P-H	490	6,917.00	HRM36-20-4W-1P-H	520	7,038.00
3000	28	HRM36-30-2W-1P-H	480	7,019.00	HRM36-30-3W-1P-H	530	7,245.00	HRM36-30-4W-1P-H	560	7,377.00
4000	49	HRM36-40-2W-3P-H	520	7,758.00	HRM36-40-3W-3P-H	590	7,984.00	HRM36-40-4W-3P-H	600	7,991.00
5000	31	HRM36-50-2W-3P-H	650	8,097.00	HRM36-50-3W-3P-H	720	8,321.00	HRM36-50-4W-3P-H	710	8,422.00
6000	37	HRM36-60-2W-3P-H	680	8,434.00	HRM36-60-3W-3P-H	730	8,560.00	HRM36-60-4W-3P-H	760	8,667.00
7000	43	HRM36-70-2W-3P-H	690	9,371.00	HRM36-70-3W-3P-H	740	9,609.00	HRM36-70-4W-3P-H	770	9,738.00
RM-48 SERIES 48" TRAVEL, 55 1/4" RAISED HEIGHT, 7 1/4" LOWERED HEIGHT										
Capacity (lbs.)	Raise Time (sec.)	24"W. x 64"L. PLATFORM Product No.	Wt. (lbs.)	Price Ea.	36"W. x 64"L. PLATFORM Product No.	Wt. (lbs.)	Price Ea.	48"W. x 64"L. PLATFORM Product No.	Wt. (lbs.)	Price Ea.
2000	18	HRM48-20-2W-3P-H	740	7,799.00	HRM48-20-3W-3P-H	770	7,942.00	HRM48-20-4W-3P-H	800	8,171.00
4000	33	HRM48-40-2W-3P-H	790	8,211.00	HRM48-40-3W-3P-H	840	8,415.00	HRM48-40-4W-3P-H	870	8,694.00
6000	48	HRM48-60-2W-3P-H	840	8,766.00	HRM48-60-3W-3P-H	890	8,925.00	HRM48-60-4W-3P-H	920	9,154.00

Weights are approx.



Portable Scissor Lift Tables

- Easy to maneuver, these portable tables are ideal for picking orders, feeding machinery and using as an assembly work station.

Battery operated portable tables make quick work of raising and lowering the platform. 12 volt gelled electrolyte (gell cell) battery is leak-proof and maintenance free. FOB Shipping Point.

STANDARD SPECIFICATIONS

- 750, 1000 & 1500 lbs.
- Vertical travel – 24" & 36".
- 1/2 HP motor.
- Built-in charger.
- Hand controls are standard with 10' cord.
- Velocity fuse equipped cylinders.
- Floor lock.
- Phenolic wheels.

POPULAR OPTIONS

Call for details.

- Turntables – 24" & 36" round or square.
- Wheels — steel, rubber or polyurethane.



PORTABLE LIFT TABLES							
RP-24 SERIES 24" TRAVEL, 24"W. x 36"L. PLATFORM							
Product No.	Cap. (lbs.)	Raised Height	Lowered Height	Overall Size W x L*	Raise Time (sec.)	Wt. (lbs.)	Price Ea.
HRP-24-7.5	750	34"	10"	24 x 54"	15	320	\$5,637.00
HRP-24-10	1000	34"	10"	24 x 54"	17	325	5,757.00
HRP-24-15	1500	34"	10"	24 x 54"	21	330	6,073.00
RP-36 SERIES 36" TRAVEL, 24"W. x 48"L. PLATFORM							
HRP-36-7.5	750	46"	10"	24 x 66"	19	380	5,950.00
HRP-36-10	1000	46"	10"	24 x 66"	24	385	6,073.00
HRP-36-15	1500	46"	10"	24 x 66"	42	390	6,150.00

*Overall length -- includes handle and power unit. Weights are approx.

PERMANENT LIFT MAGNETS



XPL Series

- Powerful rare earth magnets.
- Handles wide range of diameters on round materials.

Manually operated rare earth permanent lift magnets offer high capacity and versatility for their size and cost. Extremely easy to operate, these magnets are capable of handling flat and round material. Six models with capacities up to 3,500 lbs. on flat and 2,700 lbs. on round materials. Easy to rotate handle with no backlash. Manual ON and OFF. No power supply required. FOB Shipping Point.

Product No.	XPL SERIES		Size L x W x H	Wt. (lbs.)	Price Ea.
	Flat Max. Cap. (lbs.)	Round Max. Cap. (lbs.)			
HXPL-3/2	300	200	3 3/8 x 4 x 4 1/8"	16	\$895.00
HXPL-6/4	600	400	4 1/2 x 6 1/8 x 4 1/8"	33	1,268.00
HXPL-10/6	1,000	600	5 1/8 x 7 1/4 x 5 1/8"	55	1,587.00
HXPL-17/12	1,700	1,200	5 1/8 x 9 1/2 x 6 1/8"	88	1,833.00
HXPL-22/16	2,200	1,600	5 1/8 x 10 3/4 x 7 1/8"	111	2,464.00
HXPL-35/27	3,500	2,700	6 1/8 x 13 1/2 x 9 1/8"	212	4,087.00



RPL Series

- Super compact.
- Handle multiple operations with same magnet.

Lift, move or position round or flat materials with the same magnet. Super compact rare earth SafeHold® RPL Series manually operated permanent lift magnets offer the flexibility to handle multiple operations. Five models with capacities up to 5,000 lbs. on flat and 1,250 lbs. on round materials. Locking mechanism built into handle for one hand operation. Manual ON and OFF. No power supply required. FOB Shipping Point.

Product No.	RPL SERIES		Size L x W x H	Wt. (lbs.)	Price Ea.
	Flat Max. Cap. (lbs.)	Round Max. Cap. (lbs.)			
HRPL-2	250	125	3 3/8 x 2 1/2 x 2 3/8"	7	\$304.00
HRPL-7	750	375	6 1/8 x 3 3/8 x 3 3/8"	22	625.00
HRPL-15	1,500	750	9 1/8 x 4 1/8 x 4 1/8"	53	1,065.00
HRPL-25	2,500	1,250	10 1/8 x 6 1/8 x 6 1/8"	110	2,048.00
HRPL-50	5,000	-	14 1/8 x 9 1/2 x 8 1/2"	276	3,910.00

LIFT MAGNET GUIDELINES:

Surface Condition: Magnet face and load surface must be clean and smooth. Capacity ratings listed are on flat, clean and polished steel plate with magnet face in full contact with the load surface. Paint, coatings, scale or other materials between the load surface and the magnet will adversely affect the holding power of the magnet.

Material Thickness: Lifting capacity is lower on thinner materials. Contact dealer for more capacity information.

Material Composition: Magnet capacity is based on lifting low carbon steel. Other materials may reduce lifting capacity.

Load Size and Position: Thin sheets, rough and irregular surfaces, odd shapes and scale all affect holding power adversely and must be considered in establishing a safety factor. The magnet must be positioned on the load center of gravity. Tilted or unbalanced loads significantly affect the holding power of the magnet.

Capacity: Maximum attractive force is approximately twice the rated lifting capacity. Capacity ratings listed are on flat, clean and polished steel plate with magnet face in full contact with the load surface. The above factors should be taken into account when determining appropriated safety factors for a given load. A minimum of 3 to 1 safety factor must be applied based on the actual breakaway force for a given load. Refer to ASME Standard B30.20 for inspection and operating procedures of Close Proximity Operated Lifting Magnets and read Manufacturers' Operating Manual before using magnet.



APL Series

- Hands free activation.
- Great for use where operator access is limited.

Permanent magnets that turn on and off automatically without having to manually release the magnet. The APL Series is ideal for loading and unloading steel sheets from burn tables and anywhere that limits operator access. Crane activated ON/OFF mechanism. No manual-magnet activation required. Handle flat materials with ease and hands free activation. Four models with capacities up to 3,800 lbs. on flat material. No power supply required. FOB Shipping Point.

Product No.	Flat Max. Cap. (lbs.)	APL SERIES		Wt. (lbs.)	Price Ea.
		Size	L x W x H		
HAPL-6	600	10 3/8 x 9 3/8 x 17 3/8"	167	\$3,844.00	
HAPL-11	1,100	10 3/8 x 12 x 21 1/2"	291	4,377.00	
HAPL-24	2,400	17 1/4 x 12 x 22 1/4"	463	5,547.00	
HAPL-38	3,800	23 x 13 3/8 x 23 3/8"	727	6,393.00	



EPL Series

- Highest rated capacity permanent lift magnet on the market.
- Easy to use.

EPL Series permanent lift magnets can lift and transfer steel and iron without slings, hooks or cables. Make quick work of difficult time consuming steel handling. Highest rated capacity permanent lift magnet on the market. Handle flat materials with ease. Four models with capacities up to 7,500 lbs. on flat material. Easy to rotate handle with no backlash. Manual ON and OFF. No power supply required. FOB Shipping Point.

Product No.	Flat Max. Cap. (lbs.)	EPL SERIES		Wt. (lbs.)	Price Ea.
		Size	L x W x H		
HEPL-4	450	2 1/8 x 9 1/8 x 7 1/8"	37	\$1,096.00	
HEPL-28	2,800	11 1/8 x 12 x 9"	225	2,397.00	
HEPL-55	5,500	20 x 12 x 9"	400	4,489.00	
HEPL-75	7,500	21 3/8 x 14 x 10 3/8"	640	6,952.00	

LIFT MASTER BOOMS



Lift-Master TELESCOPING JIB CRANE

- Precision engineering features enable lifting of 4,000 loads.
- Infinitely adjustable reach between 86" retracted and 151 1/4" extended.

Features self-storing design, infinitely adjustable locking screw, safety chain and boom travel limiting bar. Built in rise of 1' for extra lift height. Safety restraint. FOB Shipping Point.

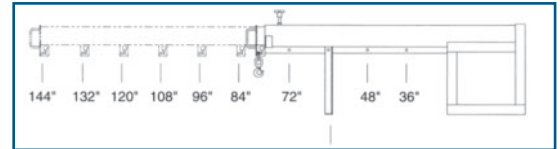
HLM-1T-4-24 4000 lb. Capacity Wt. 425 (lbs.) Price Ea. \$1,810.93

HLM-1T-6-24 6000 lb. Capacity. Wt. 480 (lbs.) Price Ea. \$2,459.95



Hook Position	MAXIMUM SINGLE HOOK CAPACITIES*							
	36"	48"	60"	72"	84"	96"	108"	120"
4000 lbs. Capacity	4000	3750	3500	3250	3000	2750	2500	2250
6000 lbs. Capacity	6000	5000	4500	4000	3500	3000	2600	2300

* Attaining maximum capacities depends upon the size and weight capacity of your fork lift truck.



Orbit Telescoping JIB CRANE

- Easy, safe way to transport heavy, awkward loads.
- Extends up to 12' -- perfect for long items.

Features 6 vertical adjustment positions adding 2 1/2' to 8 1/2' of working height. 10 different hook positions on 12" centers for maximum flexibility in congested areas. One man operation thanks to unique counter-balanced system and features a spring loaded detent. Snap latch swivel hooks and safety restraint. FOB Shipping Point.

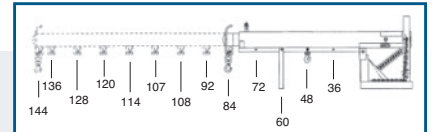
HLM-OBT-4-24 4,000 lb. Capacity Wt. 433 (lbs.) Price Ea. \$2,562.87

HLM-OBT-6-24* 6000 lb. Capacity. Wt. 476 (lbs.) Price Ea. \$3,209.92

* Check availability.

Product No.	144"	132"	120"	108"	96"	84"	72"	60"	48"	36"
HLM-OBT-4-24	1750	2000	2250	2500	2750	3000	3250	3500	3750	4000
HLM-OBT-6-24	1800	2000	2300	2600	3000	3500	4000	4500	5000	6000

Maximum Single Hook Capacities*



Adjustable Spreader Beams

- Safely pick up uneven loads and keep them level.
- Spread can range from 8" to 96" in 4" increments.

Center clevis can be adjusted in 4" increments. Clevis slides between two 5" channels. Blue in color. FOB Shipping Point.

Product No.	Cap. (lbs.)	Spread Min.	Spread Max.	Upper Bail W x L	Lower Bail W x L	Headroom	Wt. (lbs.)	Price Ea.
HSBM-25	2500	8"	6'	2 1/2 x 5"	1 1/2 x 4 1/2"	14 1/2"	178	\$696.85
HSBM-40	4000	8"	6'	3 x 5 1/2"	2 x 4"	14 1/2"	196	\$788.97
HSBM-80	8000	8"	8'	4 x 7 1/4"	3 x 5 1/4"	20 3/4"	326	\$1,333.96

Additional upper and lower balls available.

Gantry Sling Rack

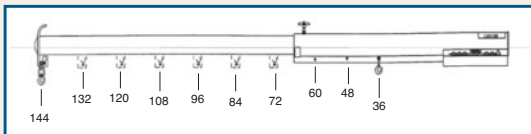


- Bright finish for high visibility.
- Robust assembly for long term use.
- Portable unit for easy transferring.
- Accessible from both sides.

The Gantry Sling Rack is a great addition to any manufacturing and industrial facility. The strong steel construction, with a baked in powder coated finish, adds toughness and allows for hanging of items both large and small. The lower rack is adjustable to different heights to better suit the user's needs. The included hooks enable the user to hang items from both sides and in offset positions due to their adjustability. This sling rack can be utilized as a stationary (2,000 lb. uniform capacity) or portable unit (1,200 lb. uniform capacity). Casters, mounting pads, and adjustable feet are included for the user to choose the desired function type. FOB Shipping Point.

Included are: (4) Adjustable Feet (1" adjustability), (4) 3" Diameter Poly-on-Poly Stem Casters with Brakes and Anchor Bolt Kit.

HSR-UM-6, 77 1/8" W x 39" L x 78 1/8" H, Wt. 164 (lbs.)

Price Ea. \$679.95



The Econo-Telescoping Boom

- Rugged construction features for a safe and economical way to move heavy loads.
 - Extends up to 12' and comes with an infinitely adjustable locking screw.
- FOB Shipping Point.

HLM-EBT-4-24 4000 lb. Capacity Wt. 346 (lbs.) Price Ea. \$1,195.85

HLM-EBT-6-24 6000 lb. Capacity Wt. 377 (lbs.) Price Ea. \$1,761.88



Hook Position	MAXIMUM SINGLE HOOK CAPACITIES*							
	36"	48"	60"	72"	84"	96"	108"	120"
4000 lbs. Capacity	4000	3750	3500	3250	3000	2750	2500	2250
6000 lbs. Capacity	6000	5000	4500	4000	3500	3000	2600	2300

* Attaining maximum capacities depends upon the size and weight capacity of your fork lift truck.

VERSATILE JIBS



Lifter Jib

- Lift items from the ground to van floor height, then rotate into cargo area.

Hand crank winch is standard-powered winch optional. Van floor to raised hook height is 36-1/8". Swing reaches 0" minimum to 39-3/4" maximum. A back and time saver. Mounting plate is 8" x 8". FOB Shipping Point.

LIFTER JIB					
Product No.	Description	Overall Cable Length	Cap. (lbs.)	Wt. (lbs.)	Price Ea.
HVAN-J	Manual	10'	400	143	\$759.85
HVAN-J-DC*	DC Powered	46'	400	145	1,116.88

*Includes battery powered winch with 46' of cable.

HVAN-J

Floor Mounted Jib

This fixed height floor mounted jib adapts well to many applications. Full 360 degree rotation allows personnel to completely utilize their workstation. Solid steel construction will assist workers in lifting awkward material. The overall I-beam length is 80", except for model HJIB-FM-40 which has an I-Beam length of 80-3/8". Requires reinforced concrete pad for installation. Hoist and trolley can be ordered separately. FOB Shipping Point.

FLOOR MOUNTED JIB						
Product No.	Under I-beam Clearance	I-Beam (Flange x Height)	Overall Height	Cap. (lbs.)	Wt. (lbs.)	Price Ea.
HJIB-FM-3	99 1/4"	2 1/8 x 4"	103 1/4"	300	428	\$1,282.85
HJIB-FM-6	99 1/4"	4 x 6"	105 1/4"	600	454	1,512.91
HJIB-FM-10	99 1/4"	4 x 6"	105 1/4"	1000	610	1,708.91
HJIB-FM-20	99 1/4"	4 x 10 1/8"	109 3/8"	2000	651	1,848.91
HJIB-FM-40	99 1/4"	6 1/2 x 12 1/4"	111 1/2"	4000	783	4,597.95

Power Lift Jib Crane

- 12V DC & 115V 1-Phase AC Standard.

Designed for material handling applications on docks, in warehouses, or in truck beds. Choose either 12V DC, 1 HP with 6' long non-removable pendant control or 115V AC, 1/3 HP with fingertip switch to raise and lower hook. Powered winches are designed for intermediate lifting. Meets ANSI and OSHA specifications. 12" x 12" mounting plate. Unit is designed for vertical lifting only. Do not use unit for lifting personnel or overhead lifting. Battery not included. FOB Shipping Point.

A) Intermittent use cranes feature rotation hand brakes that offer unlimited 360° positioning. Mast mounts permanently. Boom adjusts in 12" increments and can be positioned at 4 elevations. DC models include 46' of 3/16" aircraft grade wire rope with swivel hook and safety latch while AC units feature 25' of 7/32" cable. Folds for storage.

B) The economical answer to your material handling problems. Offers light duty, intermittent use. Up to 1,500 lbs. uniform capacity at 27-13/16" boom extension. 360° locking manual rotation, 25' of 7/32" cable with hook on AC units, 46' of 3/16" cable on DC units.

POWER LIFT JIB CRANE							
Item	Product No.	Operation	Cap. (lbs.)	Boom Reach	Boom Height	Wt. (lbs.)	Price Ea.
A	HWTJ-20-3-DC	12V DC	2000	39 1/4 to 63 1/4"	59 1/8 to 96 1/8"	261	\$3,538.95
A	HWTJ-20-4-DC	12V DC	2000	51 1/4 to 87 1/4"	59 1/8 to 106 1/8"	260	3,686.85
A	HWTJ-20-3-AC	115V AC	2000	39 1/4 to 63 1/4"	59 1/8 to 96 1/8"	280	4,391.95
A	HWTJ-20-4-AC	115V AC	2000	51 1/4 to 87 1/4"	59 1/8 to 106 1/8"	290	4,544.96
B	HWTJ-E-15-3-DC	12V DC	1500	43 1/8 to 66 3/8"	47 1/8 to 73 1/8"	213	2,831.85
B	HWTJ-E-15-3-AC	115V AC	1500	43 1/8 to 66 3/8"	47 1/8 to 73 1/8"	223	3,603.97

Winch Operated Truck Jib Crane

- Installed in pick up truck box, this winch operate jib crane lifts loads up to 2,000 lbs.
- Lift items from the ground to truck bed height, then rotate into cargo area.

Includes telescopic boom design with manual hydraulic hand pump to pivot boom up and down. Manual cable winch to lift and lower loads. Unit comes with one fixed hook, one chain slot lock, and one cable hook with latch. DC powered option available. FOB Shipping Point.



HWTJ-2

HWTJ-4-G

WINCH OPERATED TRUCK JIB CRANE						
Product No.	Boom	Cap. (lbs.)	Boom Reach	Lift Range	Wt. (lbs.)	Price Ea.
PAINTED SAFETY YELLOW FINISH						
HWTJ-2	Extended	500	54"	0 to 102"	135	\$597.85
	Retracted	1000	30 ¼"	10 to 89 ½"		
HWTJ-4	Extended	1000	44"	0 to 86 ½"	145	650.99
	Retracted	2000	30"	13 ½ to 77 ½"		
GALVANIZED FINISH						
HWTJ-2-G	Extended	500	52"	0 to 86"	134	892.99
	Retracted	1000	30 ½"	15 ½ to 72"		
HWTJ-4-G	Extended	1000	52"	0 to 85 ⅞"	218	1,051.93
	Retracted	2000	31"	15 ½ to 74 ½"		



Work Area Portable Gantry Crane

- Designed to maximize material handling requirements in light-duty lifting applications.
- Bolt together installation.

Lightweight fixed height design allows for easy mobility. Includes (4) 5" x 2" poly-on-steel swivel casters with brake. Overall I-beam length is 79-3/4". Do not move units while loaded. Steel construction with a blue baked in powder coat finish for added toughness. Bolt together installation. Hoist and trolley sold separately. FOB Shipping Point.



HFGP-20



WORK AREA PORTABLE GANTRY CRANE					
Product No.	Straddle Length	I-Beam Flange W x L	Cap. (lbs.)	Wt. (lbs.)	Price Ea.
HFGP-3	69"	2 1/8 x 4"	300	236	\$1,204.91
HFGP-6	69"	2 1/8 x 4"	600	276	1,247.85
HFGP-10	68"	2 1/8 x 4"	1000	376	1,643.87
HFGP-20	67"	2 1/8 x 4"	2000	376	2,098.92

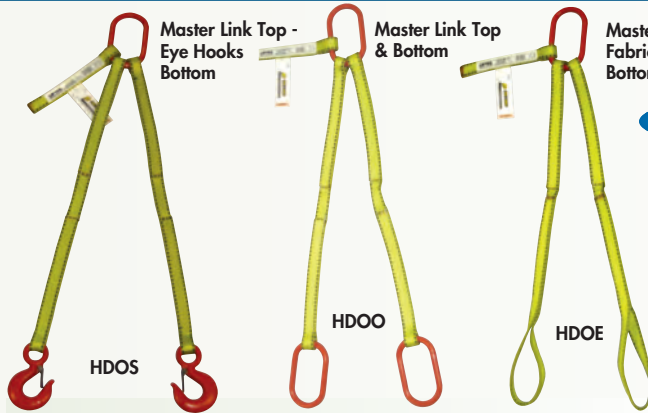
Engine Crane Hoists

These portable units are great for hundreds of lifting applications. Telescopic boom for multiple lifting heights and capacities. Boom is raised and lowered with a manual hydraulic hand pump. The high-capacity hydraulic cylinder provides for faster lifting action and features a large diameter ram to withstand angled loads when lifting. Includes two rigid and two swivel casters for portability. Heavy-duty steel construction and painted finish. FOB Shipping Point.



ENGINE CRANE HOISTS					
Product No.	Cap. (lbs.)	Boom Length	Boom Height	Wt. (lbs.)	Price Ea.
HEHN-40-T	4000	49"	8 1/8 to 72"	277	\$611.93
	3000	58"	3 1/2 to 77"		
	2000	67"	0 to 82"		
	1000	76"	0 to 87"		
HEHN-60-T	6000	51 7/8"	22 to 84"	358	969.92
	4000	60"	16 1/8 to 88 3/8"		
	3000	68"	11 1/2 to 92 3/8"		
	2000	76 1/4"	6 1/4 to 96 1/8"		

LIFTING SLINGS



Double-Leg SLINGS

- These strong webbing slings ensure worry-free lifting of heavy loads. Polyester standard. Nylon available - call for pricing.
- All fittings are tough alloy steel...all hooks supplied with safety latches.
- Angles measured from horizontal (at load).
- Three styles to choose from. FOB Shipping Point.

Product No.	60°	Capacity (lbs.) 45°	30°	Min. Base Length	Base 3' Price	Adder Per Ft.
HDOS-191-IP	2770	2260	1600	3'	\$140.76	\$3.07
HDOS-291-IP	5540	4520	3200	3'	157.13	6.77
HDOS-292-IP	11090	9050	6400	3'	277.46	11.92
HDOO-191-IP	2770	2260	1600	3'	167.42	3.07
HDOO-291-IP	5540	4520	3200	3'	197.28	6.77
HDOO-292-IP	11090	9050	6400	3'	348.50	11.92
HDOE-191-IP	2770	2260	1600	3'	88.24	3.07
HDOE-291-IP	5540	4520	3200	3'	105.09	6.77
HDOE-292-IP	11090	9050	6400	3'	177.85	11.92

Minimum order of \$25.00 for items on this page.

Lifting WEBBING SLINGS

- Premium edge sling at a standard edge sling cost.
- These strong webbing slings ensure worry-free lifting of heavy loads. Polyester standard. Nylon available - call for pricing.
- Extremely strong and wear-resistant, yet soft enough to handle even delicate surfaces.

A) Eye and Eye Sling

- A popular sling that handles many applications. Eyes pass easily through one another to form a choker hitch.



Pro-Edge® is 50% tougher than standard webbing. The edges are made with high tenacity twisted tire-cord yarns. It is a scientific fact that twisted yarns are more resistant to cutting and abrasion than untwisted yarns. Since these twists are part of the yarn construction, the cut and abrasion resistance properties of the yarn will not go away after standard wear. Pro-Edge® maintains its strength far longer than most other webbings. Polyester standard. Nylon available -- call for pricing. All slings are measured end to end including eyes and/or hardware. FOB Shipping Point.

A) EYE AND EYE SLING

Sling Width	Ply	Eye Length	Rated Capacity (lbs.) Vertical	Basket	Product No.	3' Base Price Ea.	Adder Price/Ft.
1"	1	9"	1600	3200	HEE1-91PD	\$11.97	\$0.97
2"	1	9"	3200	6400	HEE1-92PD	17.85	1.73
3"	1	9"	4800	9600	HEE1-93PD	28.49	2.85
4"	1	12"	6400	12800	HEE1-94PD	38.30	3.44
1"	2	9"	3200	6400	HEE2-91PD	15.17	2.04
2"	2	9"	6400	12800	HEE2-92PD	23.41	3.58
3"	2	12"	9300	18600	HEE2-93PD	36.61	5.81
4"	2	12"	11500	23000	HEE2-94PD	44.77	7.38

Imported sling available - call for information.

B) Endless Sling

- For heavy-duty use...load contact varies along the sling, adding to sling life. Long-wearing.

B) ENDLESS SLING

Sling Width	Ply	Rated Capacity (lbs.) Vertical	Basket	Product No.	3' Base Price Ea.	Adder Price/Ft.
1"	1	3200	6400	HEN1-91PD	\$11.24	\$1.90
2"	1	6400	12800	HEN1-92PD	17.73	3.52
3"	1	8600	17200	HEN1-93PD	27.56	5.67
4"	1	11500	23000	HEN1-94PD	34.19	6.97
1"	2	6200	12400	HEN2-91PD	22.40	4.05
2"	2	12200	24400	HEN2-92PD	34.81	7.11
3"	2	16300	26000	HEN2-93PD	52.89	12.33
4"	2	20700	41400	HEN2-94PD	64.60	14.79

Imported sling available - call for information.



C) Reversed Eye Slings

- Extra-wear fabric adds strength and durability. Resists abrasion and penetration. Designed for those tough jobs.

Sling Width	Product No.	Eye Length	Rated Capacity (lbs.) Vertical	Basket	Base Price 3' Ft.	Adder Per Ft.
2"	HRE1-92P	9"	4600	9200	43.16	7.03
2"	HRE2-92P	12"	7700	15400	50.24	10.20
6"	HRE1-96P	14"	12000	24000	107.40	18.05
6"	HRE2-96P	18"	17400	34800	118.40	26.42

D) Cargo Integral Eye

- Load stability with high capacity for awkward loads in a basket hitch.

Sling Width	Product No.	Eye Length	Rated Capacity (lbs.) Basket Hitch	Min. Length	Base Price 3' Ft.	Adder Per Ft.
6"	HCIE 293P	12"	18600	3'	60.73	10.96
8"	HCIE 294P	12"	24800	4'	83.62	12.81
12"	HCIE 296P	14"	37200	5'	147.58	19.23
18"	HCIE 396P	24"	37200	8'	278.94	28.75

E) Cargo-Bridle Eye

- Load stability for lower capacity lifts, and have 1" eye widths to fit on smaller hooks in a basket hitch.

Product No.	Sling Width	Eye Length	Min. Sling Length	Rated Cap. (lbs.) Basket Hitch	Base Price	Adder
HCBE-680P	6"	6"	3'	8000	\$62.68	\$7.55
HCBE-880P	8"	6"	3'	8000	77.21	12.17
HCBE-1280P	12"	12"	4'	8000	105.72	18.44
HCBE-16100P	16"	12"	4'	10000	128.24	25.81
HCBE-18100P	18"	12"	4'	10000	131.35	24.81
HCBE-24100P	24"	18"	5'	10000	240.70	38.34

TIE SLINGS & DOWNS

Roundup™ Round Slings

- Designed especially for easy use and durability.
- Chokes much better than standard slings and releases easier.

Made of 100% polyester fiber in an endless or continuous loop. Double covered sling has superior strength and durability. Lightweight and easy to handle, store, and clean. Provides excellent resistance to ultra-violet rays and resists many acids (not alkalis). All slings are measured end to end including eyes and or hardware. FOB Shipping Point.

Product No.	Dia.	Color	Rated Vertical	Capacity Choke	(lbs.) Vet. Basket	Base Price 3 Ft.	Adder Per Ft.
HENR1PD	0.62"	Purple	2600	2100	5200	\$13.32	\$3.21
HENR2PD	0.87"	Green	5300	4200	10600	15.93	4.17
HENR3PD	1.12"	Yellow	8400	6700	16800	21.31	5.47
HENR4PD	1.12"	Tan	10600	8500	21200	24.13	6.30
HENR5PD	1.37"	Red	13200	10600	26400	31.39	8.39
HENR7PD	1.62"	Blue	21200	17000	42400	43.20	12.09

SuperTechlon® Round Slings

- Enhanced combination of strength and flexibility with patented abrasion resistant outer jacket.

All of the benefits of a Liftex Roundup Round Sling plus outer cover delivers up to twice the durability. Stripe coded to assist in identifying sling capacity (each stripe equals 3000 lbs. of vertical capacity). FOB Shipping Point.

Product No.	Color	Dia.	Rated Vertical	Capacity Choker	(lbs.) Basket	Base Price 3 Ft.*	Adder Per Ft.
HST-ENR-3000	Purple	0.63"	3000	2400	6000	\$15.31	\$3.68
HST-ENR-6000	Green	0.88"	6000	4800	12000	18.30	4.80
HST-ENR-9000	Yellow	1.13"	9000	7200	18000	24.51	6.30
HST-ENR-12000	Tan	1.25"	12000	9600	24000	27.73	7.23
HST-ENR-15000	Red	1.56"	15000	12000	30000	36.08	9.65
HST-ENR-18000	White	1.63"	18000	14400	36000	39.80	11.09
HST-ENR-24000	Blue	2.00"	24000	19200	48000	49.68	13.90
HST-ENR-30000	Orange	2.56"	30000	24000	60000	158.70	22.75

*Base Price Orange Slings is 6'.

General Purpose 1" Tie-Downs

- Perfect securing device for pick-up trucks, or even around the warehouse or plant.
- 1" wide polyester webbing holds loads from 400 to 1400 lbs.

Features easy and smooth operating ratchet assembly. Three styles are available. FOB Shipping Point.

Product No.	End Fittings	Standard Length	Working Load Cap. (lbs.)	Base Price 12 Ft.	Adder Per Ft.
H91101	Vinyl coated "S" hooks	12'	400	\$27.06	\$0.58
H91103	Wire hooks	12'	1000	26.38	0.58
H91105	Endless	12'	1400	22.21	0.58

Truck Tie Downs

- Secure truck loads safely and securely with these tough, long-wearing tie downs.
- Made of strong 2" W polyester webbing-- wear and moisture resistant.

Complete with a steel flat hook on each end. Your choice of two easy action, super-strong ratchets. Measures 27' long. FOB Shipping Point.

Product No.	Working Load Cap. (lbs.)	Length	Description	Price Ea.
H93303-18-27	3300	27'	Medium wide handle	\$51.36
H95303-18-27	3300	27'	Long wide handle	51.36

Winch Straps


Replace worn out tie-downs with these rugged all-polyester material Flat Bed Tie-Downs. Available in three types of end fittings. FOB Shipping Point.

Product No.	Width	End Fitting	Lengths	Working Load Cap. (lbs.)	California Rating*	Base Price 27 Ft.	Adder Per Ft.
H63313	3"	Flat Hook	27'	4000	9000	\$38.10	\$1.06
H64313	4"	Flat Hook	27'	5000	12000	42.91	1.26
H64212	4"	"V" Ring	27'	5000	12000	44.45	1.26
H63314	3"	Chain Anchor	27'	4000	9000	58.76	1.06
H64314	4"	Chain Anchor	27'	5000	12000	63.30	1.26

* California Highway Patrol Rating.



PERFECT size for pickup trucks.



Ratchet buckle tie down

27'

Flat Hook

"V" Ring

Chain Anchor

LEVER & CHAIN HOISTS



COFFING® HOISTS

The Coffing LSB-B is a durable lever hoist suitable for numerous in-house and field applications. These stamped steel hoists are lightweight and durable and feature through hardened load chain for long life. FOB Shipping Point.

- State-of-the-art, free-wheeling mechanism allows for quick and easy one handed take up and positioning of slack chain.
- Rugged and lightweight design. Unit and handle made from high-strength, ductile aluminum alloy.
- 360° Rotating handle provides versatile rigging options when used in confined spaces.
- The disc brake stays clean and dry, eliminating drifting and backlash for safe and secure load holding.
- Hardened steel load chain provides high strength and resists wear.
- Alloy steel gearing is heat treated for long life and is lifetime lubricated.
- Optional load limiter.

**LIFETIME
WARRANTY**

LSB LSB RATCHET LEVER HOISTS

Product No.	Cap. (tons)	Lift Height	Wt. (lbs.)	Price Ea.
H09420W	¾	5'	14	\$674.29
H09421W	¾	10'	16	767.07
H09422W	¾	15'	18	859.84
H09423W	¾	20'	20	952.61
H09425W	1	5'	14	773.73
H09426W	1	10'	16	866.51
H09427W	1	15'	18	959.29
H09428W	1	20'	20	1,052.06
H09430W	1½	5'	23	1,009.01
H09431W	1½	10'	26	1,123.00
H09432W	1½	15'	29	1,237.00
H09433W	1½	20'	32	1,351.00
H09440W	3	5'	35	1,366.77
H09441W	3	10'	40	1,509.57
H09442W	3	15'	45	1,652.37
H09443W	3	20'	50	1,795.17

Additional capacities and lifts available.



H09430W

COFFING® HOISTS

Coffing LHH hand chain hoists feature stamped steel and are an excellent low cost option in the Coffing line. The compact, lightweight design is ideal for construction and contractor applications where portability and easy rigging are critical. FOB Shipping Point.

- Designed for portability and easy installation. Compact gear housing provides low headroom.
- Lubricated bearings and bushings, bearing-mounted pinions, and heat-treated spur gearing ensure smooth and efficient operation with minimal effort.
- Mechanical load brake engages instantly for precise load holding and positioning. 360° swivel hooks with safety latches for positive load engagement.
- Durable through hardened load chain providing added strength and wear resistance for greater chain life. Stamped steel housing withstands rugged conditions.
- Designed for easy inspection and maintenance. Hoist can be dismantled easily with simple hand tools.
- Metric rated.

**LIFETIME
WARRANTY**

LHH HAND CHAIN HOISTS

Product No.	Cap. (tons)	Lift Height	Wt. (lbs.)	Price Ea.
H08903W	½	10'	20	\$510.57
H08904W	½	15'	26	620.01
H08905W	½	20'	30	729.47
H08910W	1	10'	26	584.54
H08911W	1	15'	31	715.53
H08912W	1	20'	37	846.50
H08921W	1½	10'	37	890.16
H08922W	1½	15'	43	1,064.80
H08923W	1½	20'	50	1,239.43
H08917W	2	10'	46	1,013.86
H08918W	2	15'	55	1,196.07
H08919W	2	20'	63	1,378.29
H08925W	3	10'	68	1,735.44
H08926W	3	15'	80	1,917.66
H08927W	3	20'	90	2,099.87
H08932W	5	10'	77	2,229.03
H08933W	5	15'	95	2,638.94
H08934W	5	20'	108	3,048.86

Additional capacities and lifts available.



H08925W

Steel surcharge may apply.

HOISTS & TROLLEYS



COFFING[®] HOISTS

JLC ELECTRIC CHAIN HOISTS WITH RIGID TOP HOOK



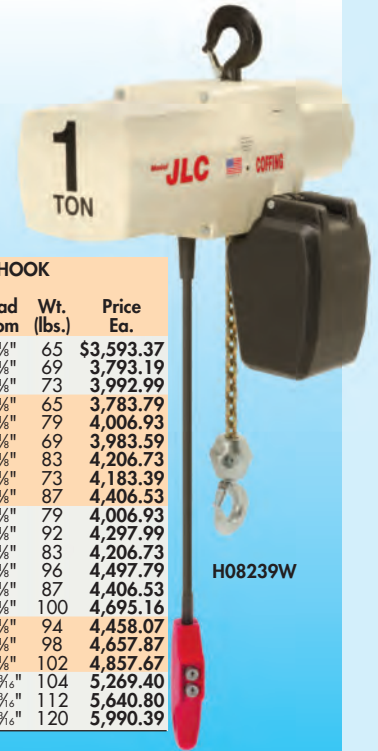
The Coffing JLC is engineered and built for the heavy-duty demands of industrial applications. Compact in size but big on features, the JLC boasts a multiple disc motor brake, overload clutch, and chain end stop for safety. FOB Shipping Point.

- Voltages include 115/230 - single phase, 230/460, 208, 380, 415, 575 - three phase, 60 hertz standard, 50 hertz available.
- Easy access to controls and motor leads for changing voltage or servicing the hoist.
- Heavy-duty multiple disc motor brake with direct acting design for positive load spotting and holding.
- 5-pocket load sheave for smoother lifting and reduced chain wear.
- Adjustable limit switches to regulate upper and lower load travel.
- Mechanical overload protection device protects hoist, operator and supporting structures.
- Two-speed hoist models optional with 3:1 speed ratio, 3-phase, single voltage only.
- Oil bath transmission and precision machined alloy steel gears for longer, quieter operations.
- Compact aluminum housing designed for portability and ease of installation.
- Optional VFD.

**LIFETIME
WARRANTY**

JLC ELECTRIC CHAIN HOISTS WITH RIGID TOP HOOK									
Product No.	Cap.	Lift	Lift	Motor HP	Head	Wt.	Price		
1-Phase	3-Phase	(tons)	Height	Speed (FPM)	Room	(lbs.)	Ea.		
H08201W	H08203W	1/4	10'	32	1/2 1/4	18 1/2"	65	\$3,593.37	
H08260W	H08262W	1/4	15'	32	1/2 1/4	18 1/2"	69	3,793.19	
H08261W	H08263W	1/4	20'	32	1/2 1/4	18 1/2"	73	3,992.99	
H08210W	H08206W	1/4	10'	16	1/2 1/4	18 1/2"	65	3,783.79	
H08213W	H08217W	1/4	10'	32	1/2 1/2	18 1/2"	79	4,006.93	
H08211W	H08207W	1/4	15'	16	1/2 1/4	18 1/2"	69	3,983.59	
H08214W	H08218W	1/4	15'	32	1/2 1/2	18 1/2"	83	4,206.73	
H08212W	H08208W	1/4	20'	16	1/2 1/4	18 1/2"	73	4,183.39	
H08215W	H08219W	1/4	20'	32	1/2 1/2	18 1/2"	87	4,406.53	
H08221W	H08225W	1/2	10'	16	1/2 1/2	18 1/2"	79	4,006.93	
H08230W	H08235W	1/2	10'	32	1	18 1/2"	92	4,297.99	
H08222W	H08227W	1/2	15'	16	1/2 1/2	18 1/2"	83	4,206.73	
H08231W	H08236W	1/2	15'	32	1	18 1/2"	96	4,497.79	
H08223W	H08228W	1/2	20'	16	1/2 1/2	18 1/2"	87	4,406.53	
H08232W	H08237W	1/2	20'	32	1	18 1/2"	100	4,695.16	
H08239W	H08243W	1	10'	16	1	18 1/2"	94	4,458.07	
H08240W	H08244W	1	15'	16	1	18 1/2"	98	4,657.87	
H08241W	H08245W	1	20'	16	1	18 1/2"	102	4,857.67	
H08247W	H08251W	2*	10'	8	1	20 3/8"	104	5,269.40	
H08248W	H08252W	2*	15'	8	1	20 3/8"	112	5,640.80	
H08249W	H08253W	2*	20'	8	1	20 3/8"	120	5,990.39	

*Hoists are double reeved.



Call for additional capacities and lifts. Also available in lug mount configurations with plain, geared or motorized trolley.

COFFING[®] CAH AIR CHAIN HOIST

Coffing CAH air chain hoists feature continuous duty service for precise, infinitely variable speed and accurate load spotting. Aluminum housing provides a lightweight, compact and strong alternative to other materials. FOB Shipping Point.

- Pull cord standard. Pendant throttle optional.
- Pendant throttle is full-flow design. Air Supply - Inlet size: 3/4" NPTF; Supply hose: 3/4" I.D. min. 90 PSI air operating pressure.
- Precision throttle valves meter air for smooth starts.
- Swivel top and bottom hooks with safety latches standard.
- Precise and infinitely variable speed control for accurate load spotting.
- High, uniform torque and quick response with quiet operation.
- Mechanical load brake positive acting Weston-type load brake holds the load and provides exacting load spotting and control.
- Overload clutch protects from damaging overloads.
- Options include spark and corrosion resistant models and chain containers.

**LIFETIME
WARRANTY**



HCAH-2023-LC

COFFING CAH AIR CHAIN HOIST							
Product No.	Cap. (tons)	Lift Height	Frame Size	Lift Speed (FPM)	Headroom	Wt. (lbs.)	Price Ea.
HCAH-0565-LC	1/4	10'	Small	65	15 1/2"	36	\$5,228.17
HCAH-1045-LC	1/2	10'	Small	45	15 1/2"	36	5,240.29
HCAH-2023-LC	1	10'	Small	23	16 1/8"	49	6,444.56
HCAH-4006	2	10'	Large	6	22 1/4"	110	9,983.36
HCAH-6004	3	10'	Large	4	24"	144	11,590.26

*Call for additional hoist configurations.

COFFING[®] CBT TROLLEY

Coffing CBT trolley features steel wrap around side plates, dual tread wheels and lifetime lubricated shielded ball bearings. Versatile, economical, and reliable; this smooth rolling trolley is the economical choice for most applications. FOB Shipping Point.



- Excellent low cost choice for manual and powered hoists.
- Designed to provide superior performance and long, efficient service.
- Low rolling effort.
- Universal hanging clevis accepts most hook-mounted hoists.

- Trolley easily adjusts to fit any beam flange within range of adjustment
- Wrap-around side plates for increased safety.
- Permanently lubricated wheels fit either tapered or flat beam flange within range of adjustment.


**LIFETIME
WARRANTY**

Also available in geared configurations with capacities up to 5 tons.

COFFING CBT TROLLEY							
Product No.	Cap. (tons)	Min. Beam Height	I-Beam Width	Min. Radius Curve	Wheel Dia.	Wt. (lbs.)	Price Ea.
H910025	1/4	4"	2 to 8.7"	27"	2 1/2"	19	\$298.34
H910050	1/2	4"	2 to 8.7"	27"	2 1/2"	19	298.34
H910100	1	5"	2.3 to 8.7"	36"	2 3/4"	26	361.40
H910150	1 1/2	6"	2.3 to 8.7"	45"	4 1/2"	46	502.07
H910200	2	6"	2.3 to 8.7"	45"	4 1/2"	46	502.07
H910300	3	8"	3 to 8.7"	55"	4 1/2"	86	950.80
H910500	5	10"	3.5 to 8.7"	70"	4 1/2"	130	1,418.91

Steel surcharge may apply.

RUGGED FLOOR MOUNTED JIB CRANES



Light Duty Pillar Base Mounted Jib Crane


- Low cost crane rotates 360°.
- Self-supporting crane is made of rolled steel I-beam to fit most standard hoist and trolleys.

Designed for light assembly, welding or handling over a 360° circle. Mast is heavy pipe column with upper thrust bearing and housing. Welded steel base plate and gussets. Bottom head assembly rotation consists of two heavy-wall rollers with pressed in bronze bushings. Head is heavy wall pipe with roller axles and boom connection plate. Safety yellow enamel paint finish. Accessories available include hoist, trolley, tagline, anchor bolts, chemical anchoring kits (foundationless units), templates, rotation stops and collector ring assemblies. Available as a complete package -- call for price and delivery. Call for foundation requirements. FOB Shipping Point.

Motorized Rotation Kit For New and Existing Heavy Duty Jib Cranes

- All motorized kits are 460-3-60 voltage with single speed soft start.

Motorized Rotation Kit includes drive sprocket with torque limiter, stationary sprocket, drive chain, split ring (existing crane), drive assembly, mounting angles (existing crane), shims (existing crane), mounting hardware, field installed channel cap (existing crane), collector ring assembly, and control panel in NEMA1 enclosure. FOB Shipping Point.

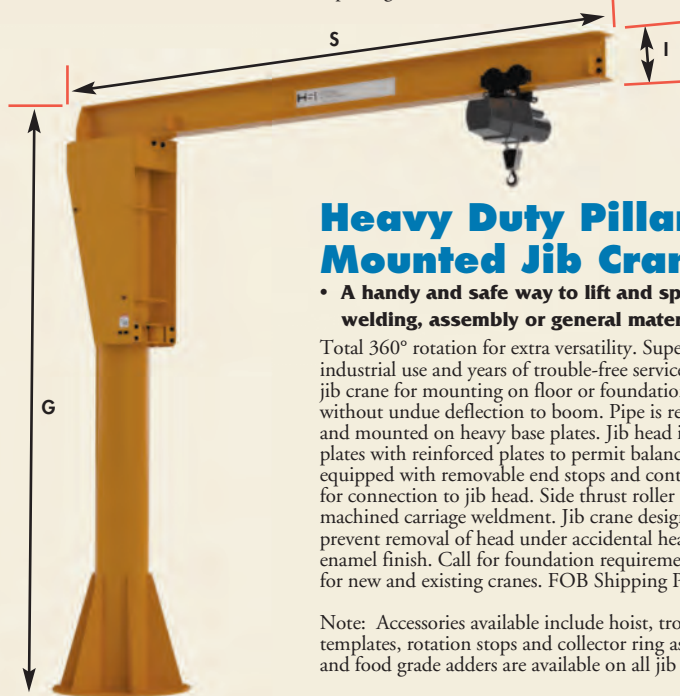


HMRK-2000

Product No.	Cap. (lbs.)	Boom Span	Under Boom Height	Wt. (lbs.)	Price Ea.
HMRK-2000	2,000	Up to 20'	Up to 20'	650	\$13,245.84
HMRK-4000	4,000	Up to 20'	Up to 20'	700	\$13,245.84
HMRK-6000	6,000	Up to 20'	Up to 20'	775	\$13,953.79
HMRK-10000	10,000	Up to 20'	Up to 20'	850	\$15,197.77

Inquire for Motorization Kit Adder Prices.

Festooning, Pendant stations, Radio remotes, Interfacing, Outdoor features, Dual speed, VFD control, Collector rings, Rotational limit switches, no load parking device. Call for pricing.



Heavy Duty Pillar Base Mounted Jib Crane

- A handy and safe way to lift and spot heavy loads for welding, assembly or general material handling.

Total 360° rotation for extra versatility. Super-strength steel construction for industrial use and years of trouble-free service. Designed as a self-supporting jib crane for mounting on floor or foundation. Withstands bending stresses without undue deflection to boom. Pipe is reinforced with heavy base gussets and mounted on heavy base plates. Jib head is constructed of two heavy side plates with reinforced plates to permit balancing of stresses. Girder is equipped with removable end stops and contains proper mount provisions for connection to jib head. Side thrust roller is mounted in a heavy duty machined carriage weldment. Jib crane design incorporates safety features to prevent removal of head under accidental heavy impact application. Yellow enamel finish. Call for foundation requirements. Motorization Kits available for new and existing cranes. FOB Shipping Point.

Note: Accessories available include hoist, trolley, tagline, anchor bolts, templates, rotation stops and collector ring assemblies. Galvanization, epoxy, and food grade adders are available on all jib cranes. Call for pricing.

LIGHT DUTY PILLAR BASE MOUNTED JIB CRANE						
Product No.	Cap. (lbs.)	S	G	I	Wt. (lbs.)	Price Ea.
H350F-250-6-10	250	6'	10' 6"	6"	343	\$2,872.80
H350F-250-8-10	250	8'	10' 6"	6"	365	2,872.80
H350F-250-10-10	250	10'	10' 6"	6"	495	2,932.77
H350F-250-12-10	250	12'	10' 6"	6"	515	2,995.74
H350F-250-14-10	250	14'	10' 8"	8"	766	3,613.49
H350F-500-6-10	500	6'	10' 6"	6"	410	3,027.23
H350F-500-8-10	500	8'	10' 6"	6"	432	3,027.23
H350F-500-10-10	500	10'	10' 8"	8"	699	3,399.07
H350F-500-12-10	500	12'	10' 8"	8"	733	3,481.54
H350F-500-14-10	500	14'	10' 8"	8"	817	4,357.17
H350-750-6-10	750	6'	10' 6"	6"	429	2,745.54
H350-750-8-10	750	8'	10' 8"	8"	666	2,745.54
H350-750-10-10	750	10'	10' 8"	8"	699	2,821.93
H350-750-12-10	750	12'	10' 8"	8"	860	3,352.37
H350-750-14-10	750	14'	10' 8"	8"	1064	3,659.31
H350-1000-6-10	1000	6'	10' 8"	8"	632	2,889.83
H350-1000-8-10	1000	8'	10' 8"	8"	666	2,889.83
H350-1000-10-10	1000	10'	10' 8"	8"	737	2,966.20
H350-1000-12-10	1000	12'	10' 8"	8"	1160	3,582.93
H350-1000-14-10	1000	14'	10' 10"	10"	1194	3,915.34
H350-1500-6-10	1500	6'	10' 8"	8"	632	3,486.74
H350-1500-8-10	1500	8'	10' 8"	8"	666	3,486.74
H350-1500-10-10	1500	10'	10' 8"	8"	998	3,693.26
H350-2000-6-10	2000	6'	10' 8"	8"	739	3,486.74
H350-2000-8-10	2000	8'	10' 8"	8"	795	3,486.74
H350-2000-10-10	2000	10'	10' 10"	10"	1082	3,693.26

PILLAR BASE MOUNTED JIB CRANE ACCESSORIES				
Product No.	Description	Wt. (lbs.)	Price Ea.	
HTWK-25	Tight Wire Kit Festooning up to 25' span jib crane	15	\$187.37	
HRS-20	Rotation Stops (size is jib specific)	10	63.21	
HAB-6	Set of 6 anchor bolts up to 1" dia. (size is jib specific)	65	351.39	
	(to be used if existing floor is not adequate for jib mounting.)			
HAB-12	Set of 12 anchor bolts up to 1" dia. (size is jib specific)	130	669.24	
	(to be used if existing floor is not adequate for jib mounting.)			
HST-6	Six Hole Steel Template	40	283.09	
HST-12	Twelve Hole Steel Template	70	384.90	
HNLPD-351	No load parking device for parking crane when not in use	25	687.41	
HTEC	Top Entry Collector - Continuous 360° rotation	10	1,006.84	
HBEC	Bottom Entry Collector - Continuous 360° rotation	5	1,006.84	



Bottom Entry Collector



Top Entry Collector



Tight Wire Kit Festooning

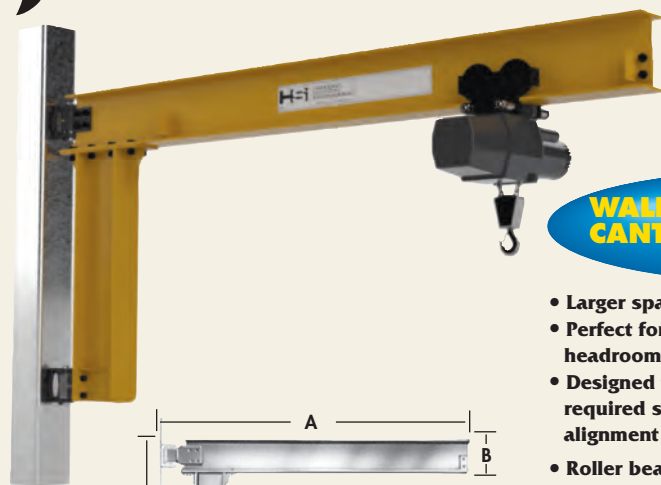


Anchor Bolts

Steel surcharge may apply.

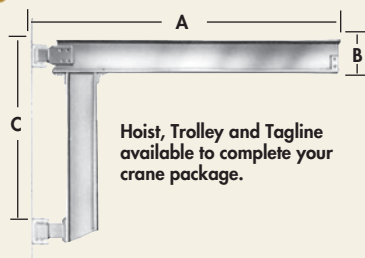
Product No.	Cap. (lbs.)	S	G	I	Wt. (lbs.)	Price Ea.
H351-1000-10-12	1000	10'	12' 8"	8"	1110	\$4,445.93
H351-1000-12-12	1000	12'	12' 10"	10"	1300	4,746.63
H351-1000-14-12	1000	14'	12' 10"	10"	1440	5,154.39
H351-1000-16-12	1000	16'	13' 0"	12"	1650	6,025.00
H351-1000-18-12	1000	18'	13' 9"	12"	1900	7,205.74
H351-1000-20-12	1000	20'	13' 3"	15"	2350	8,129.89
H351-2000-10-12	2000	10'	12' 10"	10"	1255	4,869.43
H351-2000-12-12	2000	12'	12' 10"	10"	1480	5,939.99
H351-2000-14-12	2000	14'	13' 0"	12"	2060	6,201.31
H351-2000-16-12	2000	16'	13' 3"	15"	2210	7,682.77
H351-2000-18-12	2000	18'	13' 3"	15"	2905	9,449.19
H351-2000-20-12	2000	20'	13' 3"	15"	3080	9,661.71
H351-4000-10-12	4000	10'	13' 0"	12"	1610	6,306.80
H351-4000-12-12	4000	12'	13' 3"	15"	2230	7,934.67
H351-4000-14-12	4000	14'	13' 3"	15"	2730	8,131.46
H351-4000-16-12	4000	16'	13' 6"	18"	2940	10,004.91
H351-4000-18-12	4000	18'	13' 6"	18"	3550	11,585.56
H351-4000-20-12	4000	20'	13' 6"	18"	3960	13,079.60
H351-6000-10-12	6000	10'	13' 3"	15"	2220	8,224.34
H351-6000-12-12	6000	12'	13' 3"	15"	2715	10,425.27
H351-6000-14-12	6000	14'	13' 6"	18"	3530	11,029.81
H351-6000-16-12	6000	16'	13' 6"	18"	3960	13,203.97
H351-6000-18-12	6000	18'	13' 8"	20"	4275	14,809.80
H351-6000-20-12	6000	20'	14' 0"	24"	5180	17,802.61
H351-10000-10-12	10000	10'	13' 6"	18"	2740	14,261.93
H351-10000-12-12	10000	12'	14' 6"	18"	3810	16,928.86
H351-10000-14-12	10000	14'	13' 8"	20"	4200	18,270.20
H351-10000-16-12	10000	16'	14' 0"	24"	4870	19,334.46
H351-10000-18-12	10000	18'	14' 0"	24"	4980	25,899.44
H351-10000-20-12	10000	20'	14' 0"	24"	7960	26,362.30

JIB CRANES



WALL BRACKET - FULL CANTILEVER Jib Crane

- Larger spans and capacities are available.
- Perfect for applications where both maximum headroom and trolley travel is required.
- Designed to be mounted on surface that has required strength and where true vertical alignment of fittings permit.
- Roller bearings are used in all fittings for ease of rotation.



Hoist, Trolley and Tagline available to complete your crane package.

Rotates 180°. Long-lasting design features high grade ductile iron castings, roller bearings, grease fitting, steel axles and cotter pins. Yellow enamel finish.

FOB Shipping Point.

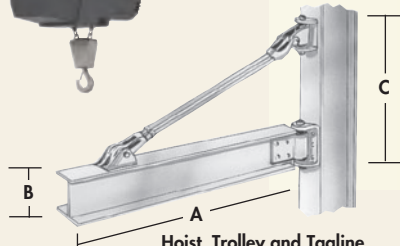
Wall Bracket TIE ROD JIB CRANE

- Larger spans and capacities are available.
- Designed to be mounted on columns or walls to obtain economical hook coverage over a 180° sweep.
- Roller bearings are used in all fittings for ease of rotation.

Equipped with roller bearings, grease fittings and steel axles with cotter pins. Heavy-duty I-beam boom is complete with removable end stops. Yellow enamel finish. Rotation Stops available -- call for pricing. FOB Shipping Point.



Crane fittings made of **HIGH GRADE DUCTILE IRON CASTINGS.**



Hoist, Trolley and Tagline available to complete your crane package.

Can be Motorized -- Call for Pricing.

Product No.	1000 lbs. Capacity			Wt. (lbs.)	Price Ea.
	A	B	C		
H313-1000-8	8'	8"	4' 0"	290	\$1,807.31
H313-1000-10	10'	8"	4' 0"	325	1,880.03
H313-1000-12	12'	8"	4' 0"	360	1,952.76
H313-1000-14	14'	10"	4' 0"	515	2,313.69
H313-1000-16	16'	10"	4' 0"	570	2,420.07
2000 lbs. Capacity					
H313-2000-8	8'	8"	4' 0"	290	1,878.69
H313-2000-10	10'	10"	4' 0"	420	2,106.29
H313-2000-12	12'	10"	4' 0"	465	2,209.99
H313-2000-14	14'	12"	5' 0"	745	2,873.93
H313-2000-16	16'	12"	5' 0"	800	3,218.69
4000 lbs. Capacity					
H313-4000-8	8'	12"	5' 0"	570	2,669.21
H313-4000-10	10'	12"	5' 0"	620	3,325.07
H313-4000-12	12'	12"	5' 0"	680	3,512.27
H313-4000-14	14'	15"	6' 0"	1080	4,125.03
H313-4000-16	16'	18"	6' 0"	1190	5,121.61
6000 lbs. Capacity					
H313-6000-8	8'	15"	6' 0"	825	3,539.20
H313-6000-10	10'	15"	6' 0"	910	3,694.09
H313-6000-12	12'	15"	6' 0"	1000	3,846.26
H313-6000-14	14'	18"	6' 0"	1350	4,395.73
H313-6000-16	16'	18"	6' 0"	1450	5,465.03

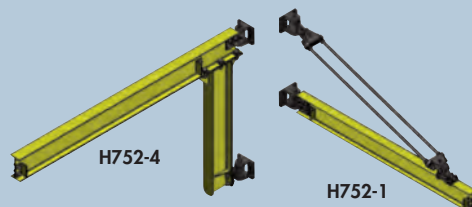

Can be Motorized -- Call for Pricing.

Steel surcharge may apply.

"Do-it-Yourself" Wall or Column Bracket Kits

- Save money by assembling jib cranes with bracket kits.
- Helps relieve existing overworked cranes... eliminates machine down time.

Utilize wasted air space over equipment and save valuable floor space. Fittings include top, bottom and end assembly. Made of high-grade ductile iron and equipped with roller bearings, grease fittings and cotter pin. Column boom, tie rods, tagline, mounting bolts are also available. Larger capacities available -- call for pricing. Black enamel finish. FOB Shipping Point.



Product No.	313 FULL CANTILEVER (2 FITTINGS)		Wt. (lbs.)	Price Ea.
	Capacity			
H752-4*	½ ton to 16' Span		45	\$797.13
	1 ton to 12' Span			
H752-5*	½ ton to 18'-20' Span		110	1,112.50
	1 ton to 14'-20' Span			
	2 ton to 12' Span			
311 TIE ROD TYPE (3 FITTINGS)				
H752-1*	½, 1 ton to 20' Span		57	902.66
H752-2*	2 ton to 20' Span		140	1,314.89

*Stock items.

INDUSTRIAL CRANES



Portable Fixed & Adjustable Height Steel Gantry Cranes

- Economical solution when portability is required.
- No foundation is required.

Designed for everyday use, these steel gantry cranes are recommended for production, installation and maintenance service where portability is required. Depending on the capacity, the gantry is equipped with phenolic, poly coated, or forged steel heavy duty swivel casters. All caster types feature roller bearings for ease of movement and grease fittings are included for ease of maintenance. V-Groove and flanged wheels are available upon request - call for information. Also available in other capacities. FOB Shipping Point.

Product No.	Cap. (lbs.)	To Ground Min.	Max.	Span Min.	Max.	Base Width	I-Beam Height	Flange Width	Wt. (lbs.)	Price Ea.
FIXED HEIGHT STEEL CRANES										
H511-500-10-10	500	10'	10' 11"	10'	48"	6"	TBD	575	2,759.44	
H511-1000-10-10	1000	10'	10' 11"	10'	48"	6"	TBD	575	2,759.44	
H511-2000-10-10	2000	10'	10' 11"	10'	64"	8"	TBD	590	2,712.31	
H511-4000-10-10	4000	10'	10' 11"	10'	64"	8"	TBD	750	3,424.73	
H511-6000-10-10	6000	10'	10' 11"	10'	66"	10"	TBD	1050	4,868.43	
ADJUSTABLE HEIGHT AND SPAN STEEL CRANES										
H512-1000-10-7	1000	4' 11"	7'	4'	10'	48"	6"	TBD	600	3,636.17
H512-1000-10-9	1000	5' 11"	9'	4'	10'	48"	6"	TBD	615	3,636.17
H512-1000-10-10	1000	6' 5"	10'	4'	10'	48"	6"	TBD	615	3,636.17
H512-1000-10-12	1000	7' 5"	12'	4'	10'	60"	8"	TBD	770	3,820.67
H512-1000-10-14	1000	8' 5"	14'	4'	10'	60"	8"	TBD	785	4,111.57
H512-2000-10-7	2000	4' 11"	7'	4'	10'	60"	8"	TBD	600	3,636.17
H512-2000-10-9	2000	5' 11"	9'	4'	10'	60"	8"	TBD	600	3,636.17
H512-2000-10-10	2000	6' 5"	10'	4'	10'	66"	8"	TBD	625	3,636.17
H512-2000-10-12	2000	7' 5"	12'	4'	10'	78"	8"	TBD	700	3,820.67
H512-2000-10-14	2000	8' 5"	14'	4'	10'	90"	8"	TBD	775	4,111.57
H512-4000-10-7	4000	5' 11"	7'	6'	10'	48"	8"	TBD	600	4,318.96
H512-4000-10-9	4000	6' 3"	9'	6'	10'	60"	8"	TBD	665	4,318.96
H512-4000-10-10	4000	6' 9"	10'	6'	10'	66"	8"	TBD	700	4,318.96
H512-4000-10-12	4000	7' 9"	12'	6'	10'	78"	8"	TBD	750	4,557.33
H512-4000-10-14	4000	8' 9"	14'	6'	10'	90"	8"	TBD	835	5,032.73
H512-6000-10-10	6000	6' 11"	10'	6'	10'	66"	10"	TBD	1100	5,625.29
H512-6000-10-12	6000	7' 11"	12'	6'	10'	78"	10"	TBD	1220	5,730.34
H512-6000-10-14	6000	8' 11"	14'	6'	10'	90"	10"	TBD	1330	6,067.01



Adjustable Height Aluminum Gantry Cranes

- Lightweight solution when portability is required.
- No foundation is required.
- Adjustable height and span.

Adjustable Height Aluminum Gantry Cranes are designed for everyday use. Aluminum gantry cranes are recommended for production, installation and maintenance service where portability is required. Depending on the capacity, the gantry is equipped with phenolic or poly coated heavy duty swivel casters. All caster types feature roller bearings for ease of movement and grease fittings are included for ease of maintenance. V-Groove and flanged wheels are also available upon request - call for information. FOB Shipping Point.

ADJUSTABLE HEIGHT ALUMINUM GANTRY CRANES

Product No.	Cap. (lbs.)	To Ground Min.	Max.	Span Min.	Max.	Base Width	I-Beam Height	Flange Width	Wt. (lbs.)	Price Ea.
H582-1000-8-10	1000	7' 6"	10'	4'	8'	54"	5"	3"	125	\$3,968.81
H582-1000-8-12	1000	9' 6"	12'	4'	8'	60"	5"	3"	140	4,463.06
H582-1000-10-10	1000	7' 6"	10'	6'	10'	54"	6"	3 3/8"	145	4,681.23
H582-1000-10-12	1000	9' 6"	12'	6'	10'	60"	6"	3 3/8"	160	5,174.14
H582-1000-12-10	1000	7' 6"	10'	8'	12'	54"	8"	4"	175	5,038.11
H582-1000-12-12	1000	9' 6"	12'	8'	12'	60"	8"	4"	190	5,532.37
H582-1000-15-10	1000	7' 6"	10'	11'	15'	54"	8"	4"	205	6,464.30
H582-1000-15-12	1000	9' 6"	12'	11'	15'	60"	8"	4"	220	6,957.21
H582-2000-8-10	2000	7' 6"	10'	4'	8'	54"	6"	3 3/8"	165	5,035.43
H582-2000-8-12	2000	9' 6"	12'	4'	8'	60"	6"	3 3/8"	180	5,891.94
H582-2000-10-10	2000	7' 6"	10'	6'	10'	54"	8"	4"	195	5,595.66
H582-2000-10-12	2000	9' 6"	12'	6'	10'	60"	8"	4"	210	6,450.84
H582-2000-12-10	2000	7' 6"	10'	8'	12'	54"	8"	4"	215	5,746.50
H582-2000-12-12	2000	9' 6"	12'	8'	12'	60"	8"	4"	245	6,601.67
H582-2000-15-10	2000	7' 6"	10'	11'	15'	54"	10"	4 3/8"	260	7,339.67
H582-2000-15-12	2000	9' 6"	12'	11'	15'	60"	10"	4 3/8"	300	8,194.86
H582-4000-8-10	4000	7' 6"	10'	4'	8'	54"	8"	4"	250	7,028.59
H582-4000-8-12	4000	9' 6"	12'	4'	8'	60"	8"	4"	280	7,885.10
H582-4000-10-10	4000	7' 6"	10'	6'	10'	54"	10"	4 3/8"	290	8,205.63
H582-4000-10-12	4000	9' 6"	12'	6'	10'	60"	10"	4 3/8"	320	9,060.80
H582-4000-12-10	4000	7' 6"	10'	8'	12'	54"	12"	5"	340	9,568.51
H582-4000-12-12	4000	9' 6"	12'	8'	12'	60"	12"	5"	365	10,425.04
H582-4000-15-10	4000	7' 6"	10'	11'	15'	54"	12"	5"	375	10,552.97
H582-4000-15-12	4000	9' 6"	12'	11'	15'	60"	12"	5"	400	11,410.84

Surcharge may apply.

CRANES



MAXIMIZES
available space.



Portable Forkpocket Jib Crane

• 360 degree rotation is standard.

The Portable Forkpocket Jib Crane is ideal when pouring a foundation is out of the question or when several work areas require the help of a jib crane. Easily move the jib throughout your factory with a standard forklift. Features leveling legs for ease of adjustment and a boom lock parking device is provided for safety and ease of transport. Economical pipe over pipe design. Full plate style gussets for maximum load distribution. Bottom head assembly rotation consists of two heavy-wall rollers with pressed in bronze bushings. Head is heavy wall pipe with roller axles and boom connection plate. Safety yellow enamel paint finish.

Accessories available include: hoist, trolley, tagline, rotation stops, and collector ring assemblies. Available as a complete package - call for price and delivery. FOB Shipping Point.

PORTABLE FORKPOCKET JIB CRANE					
Product No.	Cap. (lbs.)	Span	Height Under Boom	Wt. (lbs.)	Price Ea.
H350PJ-250-8-8	250	8'	8'	6390	\$5,537.63
H350PJ-250-10-8	250	10'	8'	6415	6,043.13
H350PJ-250-12-8	250	12'	8'	6440	6,938.06
H350PJ-250-8-10	250	8'	10'	6430	5,639.94
H350PJ-250-10-10	250	10'	10'	6455	6,143.91
H350PJ-250-12-10	250	12'	10'	6480	7,040.39
H350PJ-250-8-12	250	8'	12'	6470	5,740.74
H350PJ-250-10-12	250	10'	12'	6495	6,246.24
H350PJ-250-12-12	250	12'	12'	6520	7,142.71
H350PJ-500-10-8	500	10'	8'	6564	7,336.66
H350PJ-500-12-8	500	12'	8'	6600	7,558.10
H350PJ-500-8-10	500	8'	10'	6492	7,072.46
H350PJ-500-10-10	500	10'	10'	6624	7,451.20
H350PJ-500-12-10	500	12'	10'	6660	7,675.70
H350PJ-500-8-12	500	8'	12'	6532	7,209.90
H350PJ-500-10-12	500	10'	12'	6684	7,568.80
H350PJ-500-12-12	500	12'	12'	6720	7,791.77
H350PJ-1000-8-8	1000	8'	8'	7589	10,519.34
H350PJ-1000-8-10	1000	10'	8'	7607	10,672.07

Steel surcharge may apply.



Niko Rail Workstation Crane System

• Pre-engineered design makes ordering easy.

Niko Rail workstation crane systems provide an ergonomic and cost-effective solution to conventional overhead crane systems, particularly when there is a height and space restriction. Versatile and reliable overhead handling can be achieved for a variety of applications using the Niko Rail modular design.

The robust design of our components and the high standard of manufacturing guarantees long life with the minimum of maintenance. Each system includes an enclosed track bridge, end trucks, load trolley, festoon system for bridge and trolley, runway columns, girders, headers, end stops, and indoor enamel paint finish. Pre-engineered design makes ordering easy, deliveries fast and installation quick and hassle-free. The all bolted construction and modular design makes it easy to add sections or to disassemble and relocate. Bridge Motorization is available. Hoist packages are available. Several additional bridge lengths and runway lengths available. Ceiling-mounted work area cranes and monorails also available. FOB Shipping Point.

NIKO RAIL WORKSTATION CRANE SYSTEM

Product No.	Cap. (lbs.)	Bridge Length	Runway Length	Trolley Clevis Height	Support Centers	Number of Columns	Wt. (lbs.)	Price Ea.
H700-250-12-10-23-20	250	10'	23'	12'	20'	4	1019	\$10,550.70
H700-250-12-10-28-25	250	10'	28'	12'	25'	4	1288	12,537.47
H700-250-12-15-23-20	250	15'	23'	12'	20'	4	2136	10,860.91
H700-250-12-15-28-25	250	15'	28'	12'	25'	4	2335	13,147.14
H700-250-12-20-23-20	250	20'	23'	12'	20'	4	1557	11,608.64
H700-250-12-20-28-25	250	20'	28'	12'	25'	4	1873	13,649.21
H700-500-12-10-23-20	500	10'	23'	12'	20'	4	2051	12,306.17
H700-500-12-10-28-25	500	10'	28'	12'	25'	4	2267	14,755.57
H700-500-12-15-23-20	500	15'	23'	12'	20'	4	3064	12,707.83
H700-500-12-15-28-25	500	15'	28'	12'	25'	4	3027	15,212.81
H700-500-12-20-23-20	500	20'	23'	12'	20'	4	2177	13,536.24
H700-500-12-20-28-25	500	20'	28'	12'	25'	4	2739	15,870.89
H700-1000-12-10-23-20	1000	10'	23'	12'	20'	4	2578	13,174.03
H700-1000-12-10-28-25	1000	10'	28'	12'	25'	4	2943	15,478.19
H700-1000-12-15-23-20	1000	15'	23'	12'	20'	4	4128	13,853.63
H700-1000-12-15-28-25	1000	15'	28'	12'	25'	4	3815	16,216.96
H700-1000-12-20-23-20	1000	20'	23'	12'	20'	4	2927	14,540.39
H700-1000-12-20-28-25	1000	20'	28'	12'	25'	4	3623	16,982.61
H700-2000-12-10-23-20	2000	10'	23'	12'	20'	4	3328	15,811.71
H700-2000-12-10-28-25	2000	10'	28'	12'	25'	4	3952	18,818.77
H700-2000-12-15-23-20	2000	15'	23'	12'	20'	4	4926	17,531.31
H700-2000-12-15-28-25	2000	15'	28'	12'	25'	4	5052	20,133.13
H700-2000-12-20-23-20	2000	20'	23'	12'	20'	4	4163	18,508.56
H700-2000-12-20-28-25	2000	20'	28'	12'	25'	4	5047	21,207.20
H700-4000-12-15-23-20	4000	15'	23'	12'	20'	4	6850	21,798.93
H700-4000-12-15-28-25	4000	15'	28'	12'	25'	4	6982	25,892.61
H700-4000-12-20-23-20	4000	20'	23'	12'	20'	4	1556	23,237.01
H700-4000-12-20-28-25	4000	20'	28'	12'	25'	4	1846	27,350.43



Mast Type Jib Crane

• 360° Rotation • No Foundation Required

The mast type crane is designed to be floor mounted, with upper support from building truss or bracket. Jib provides 360° of rotation and does not require a foundation. Thus reducing the cost of installation. This model is designed for low headroom applications and is also available with drop boom. Both the full cantilever and tie rod style jibs are offered in a mast type format. FOB Shipping Point.


Product No.	Cap. (lbs.)	Max. Span	Under Beam Ht.	Wt. (lbs.)	Price Ea.
H314-1000-10-10	1,000	10'	10'	652	\$3,107.01
H314-2000-10-10	2,000	10'	10'	760	3,645.60
H314-4000-10-10	4,000	10'	10'	1070	4,244.47
H314-6000-10-10	6,000	10'	10'	1285	4,859.06

PILLAR JIB CRANES & ACCESSORIES



Light Duty Floor Mounted Jibs

Abell-Howe Light Duty Jib Crane - Ideal for manufacturing and assembly plants. Perfect for hand chain or light duty electric hoist. Heavy wall structural steel pipe mast and reinforced large diameter base plate for minimal deflection and continuous alignment. Rolled steel I-beam section with tapered flange for smooth trolley travel. Safety end stops at both ends of boom limit trolley travel. High visibility Safety Yellow enamel finish. Cranes bolt to concrete foundations. Anchor bolts and templates sold separately. Made in the USA. Contact us for other spans or capacities. FOB Shipping Point.



Product No.	Height Under Boom	Span	Cap. (lbs.)	I-Beam Height	Flange Width	Base Dia.	Footings	Wt. (lbs.)	Price Ea.
H4S0001	8'	6'	500	6"	4"	5 1/2"	4' x 4' x 2'	320	\$1,757.00
H4S0002	8'	8'	500	6"	4"	5 1/2"	4' x 4' x 2'	345	1,826.00
H4S0007	10'	8'	500	6"	4"	5 1/2"	4' x 4' x 2'	375	1,899.00
H4S0012	12'	8'	500	6"	4"	5 1/2"	4' x 4' x 2'	405	1,971.00
H4S0017	8'	8'	1000	6"	4"	8"	4' x 4' x 3'	615	2,938.00
H4S0022	10'	8'	1000	6"	4"	8"	4' x 4' x 3'	670	3,078.00
H4S0027	12'	8'	1000	8"	5 1/2"	8"	4' x 4' x 3'	730	3,217.00
H4S0032	8'	8'	2000	8"	5 1/2"	10 1/2"	5' x 5' x 4'	855	3,711.00
H4S0035	10'	8'	2000	8"	5 1/2"	10 1/2"	5' x 5' x 4'	925	3,943.00
H4S0038	12'	8'	2000	8"	5 1/2"	10 1/2"	5' x 5' x 4'	995	4,174.00
H4S0003	8'	10'	500	6"	4"	5 1/2"	4' x 4' x 2'	370	1,896.00
H4S0008	10'	10'	500	6"	4"	5 1/2"	4' x 4' x 2'	400	1,968.00
H4S0013	12'	10'	500	6"	4"	5 1/2"	4' x 4' x 2'	505	2,474.00
H4S0018	8'	10'	1000	8"	5 1/2"	8"	4' x 4' x 3'	650	3,112.00
H4S0023	10'	10'	1000	8"	5 1/2"	8"	4' x 4' x 3'	705	3,252.00
H4S0028	12'	10'	1000	8"	5 1/2"	8"	4' x 4' x 3'	765	3,391.00
H4S0033	8'	10'	2000	8"	5 1/2"	10 1/2"	5' x 5' x 4'	905	3,800.00
H4S0036	10'	10'	2000	8"	5 1/2"	10 1/2"	5' x 5' x 4'	1235	4,339.00
H4S0039	12'	10'	2000	8"	5 1/2"	10 1/2"	5' x 5' x 4'	1280	4,634.00
H4S0014	12'	12'	500	6"	4"	8"	4' x 4' x 3'	805	3,356.00
H4S0019	8'	12'	1000	8"	5 1/2"	8"	4' x 4' x 3'	690	3,201.00
H4S0024	10'	12'	1000	8"	5 1/2"	8"	4' x 4' x 3'	745	3,341.00
H4S0029	12'	12'	1000	8"	5 1/2"	8"	4' x 4' x 3'	805	3,480.00
H4S0005	8'	14'	500	6"	4"	8"	4' x 4' x 3'	725	3,146.00
H4S0010	10'	14'	500	6"	4"	8"	4' x 4' x 3'	780	3,286.00
H4S0015	12'	14'	500	6"	4"	8"	4' x 4' x 3'	835	3,425.00
H4S0025	10'	14'	1000	8"	5 1/2"	8"	4' x 4' x 3'	780	3,430.00
H4S0030	12'	14'	1000	8"	5 1/2"	8"	4' x 4' x 3'	840	3,569.00

Product No.	Height Under Boom	Span	Cap. (lbs.)	I-Beam Height	Flange Width	Base Dia.	Footings	Wt. (lbs.)	Price Ea.
H4B0029	10'	10'	500	6"	4"	8"	4' x 4' x 3'	940	\$3,883.00
H4B0035	10'	16'	500	8"	5 1/2"	12"	5' x 5' x 3'	1390	4,865.00
H4B0055	12'	10'	500	6"	4"	8"	4' x 4' x 3'	995	3,993.00
H4B0057	12'	12'	500	6"	4"	12"	4' x 4' x 3'	1285	4,718.00
H4B0065	12'	20'	500	10"	5 1/2"	12"	5' x 5' x 3'	1685	5,536.00
H4B0198	10'	10'	1000	6"	4"	8"	4' x 4' x 3'	940	4,031.00
H4B0200	10'	12'	1000	8"	5 1/2"	12"	4' x 4' x 3'	1265	4,690.00
H4B0204	10'	16'	1000	10"	5 1/2"	12"	5' x 5' x 3'	1515	5,018.00
H4B0226	12'	12'	1000	8"	5 1/2"	12"	4' x 4' x 3'	1330	4,891.00
H4B0230	12'	16'	1000	12"	6 1/2"	12"	5' x 5' x 3'	1700	5,582.00
H4B0234	12'	20'	1000	16"	7"	14"	5' x 5' x 3'	2400	7,789.00
H4B0367	10'	10'	2000	8"	5 1/2"	12"	5' x 5' x 4'	1280	4,891.00
H4B0373	10'	16'	2000	12"	6 1/2"	14"	7' x 7' x 4'	1920	6,477.00
H4B0393	12'	10'	2000	8"	5 1/2"	12"	5' x 5' x 4'	1345	4,972.00
H4B0395	12'	12'	2000	10"	5 1/2"	14"	6' x 6' x 4'	1800	6,539.00
H4B0403	12'	20'	2000	16"	7"	16"	7' x 7' x 4'	2935	8,778.00
H4B0421	14'	12'	2000	10"	5 1/2"	14"	6' x 6' x 4'	1885	6,847.00
H4B0429	14'	20'	2000	16"	7"	18"	7' x 7' x 4'	3410	10,809.00
H4B0705	10'	10'	4000	12"	6 1/2"	14"	6' x 6' x 4'	1730	6,273.00
H4B0711	10'	16'	4000	18"	7 1/2"	16"	8' x 8' x 4'	2860	8,228.00
H4B0731	12'	10'	4000	12"	6 1/2"	14"	6' x 6' x 4'	1825	6,700.00
H4B0733	12'	12'	4000	12"	6 1/2"	16"	7' x 7' x 4'	2440	7,801.00
H4B0741	12'	20'	4000	18"	7 1/2"	18"	8' x 8' x 4'	3585	10,879.00
H4B0767	14'	20'	4000	18"	7 1/2"	20"	8' x 8' x 4'	4370	13,405.00
H4B0874	10'	10'	6000	16"	7"	16"	7' x 7' x 4'	2390	7,837.00
H4B0900	12'	10'	6000	16"	7"	16"	7' x 7' x 4'	2515	8,246.00
H4B0902	12'	12'	6000	16"	7"	18"	7' x 7' x 4'	2955	9,838.00
H4B0910	12'	20'	6000	24"	9"	24"	9' x 9' x 4'	5320	16,813.00
H4B0936	14'	20'	6000	24"	9"	24"	9' x 9' x 4'	5575	18,309.00
H4B1212	10'	10'	10000	18"	7 1/2"	20"	9' x 9' x 4'	3360	11,067.00
H4B1240	12'	12'	10000	18"	7 1/2"	24"	9' x 9' x 4'	4230	14,202.00
H4B1244	12'	16'	10000	24"	9"	24"	10' x 10' x 4'	4960	15,843.00
H4B1274	14'	20'	10000	24"	9"	30"	10' x 10' x 4'	7715	30,363.00

Base Mounted Pillar Jib Crane

Heavy Duty Floor Cranes are ideal for manufacturing and assembly plants. Ruggedly constructed for industrial use. Heavy wall structural steel pipe mast and reinforced large diameter base plate for minimal deflection and continuous alignment. Rolled steel I-beam section with tapered flange for smooth trolley travel. Safety end stops at both ends of boom limit trolley travel. High visibility Safety Yellow enamel finish. Cranes bolt to concrete foundations. Anchor bolts and paper or steel templates sold separately. Made in the USA. Available up to 5 Ton Capacity, 20 ft. Height Under Boom and 20 ft. Spans as standard - call for pricing if not listed. FOB Shipping Point.



Pillar Jib Crane Accessories:

Crane fittings for wall mounted jib cranes. Make your own Jib Cranes utilizing Abell-Howe quality components. Crane fittings have bearings with lube fittings for long lasting life and ease of movement. FOB Shipping Point.

Product No.	Description	Price Ea.
H506-27	Bottom Entry Collector system for continuous rotation (min. 10" I-Beam Height).	\$578.00
H506-29	Top Entry Collector system for continuous rotation	1,052.00
H505-424	Rotation stops.	53.00
Htagline	Tagline assembly up to 20 Ft. Span: (includes trolley end stops w/tagline angles, tagline cable, eye bolts, cable clamps w/thimbles, cable rings and tow chain w/"S" hooks.	195.00
HTEMPLATE - PPR	Template Paper, all sizes	70.00
HTEMPLATE-4	Steel for J904S - Light Dut	136.00
HTEMPLATE-6	Steel for 6 Hole Jib	205.00
HTEMPLATE-12	Steel for 12 Hole Jib	275.00
HAnchor-4	Set of 4 Anchor Bolts for J904S - Light Duty	146.00
HAnchor-6	Set of 6 Anchor Bolts	373.00
HAnchor-12	Set of 12 Anchor Bolts	746.00
HEpoxy	Epoxy Paint - 2 Coats	694.00
HHF361J	30 Amp safety switch mounted on mast (indoor service - Nema 1)	740.00

JIB CRANE FITTINGS (STEEL)

Product No.	Description	Max. Span	Max. Cap. (lbs.)	Wt. (lbs.)	Price Ea.
HFC1F	Full Cantilever	20'	2000	56	\$564.00
HFC2F	Full Cantilever	20'	4000	112	979.00
HJB1F	Tie Rod - 1" Diameter	30'	2000	63	720.00
HJB2F	Tie Rod - 1 1/2" Diameter	30'	4000	130	962.00
HJB3F	Tie Rod - 1 1/2" Diameter	30'	6000	144	998.00



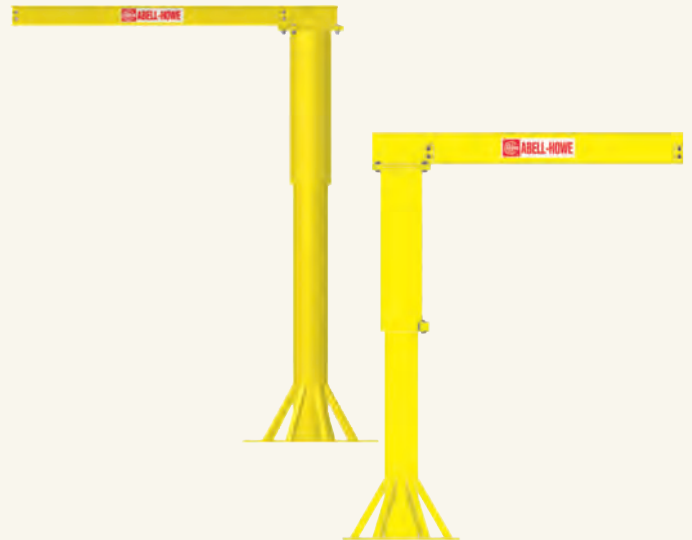
FLOOR JIB CRANES



Foundationless Light Duty Floor Jib Crane


This Base Mounted, Light Duty Floor Crane was developed to be a foundationless jib for light duty industrial applications requiring only 6" concrete depth. Requires epoxy anchor bolts (HILTI RE-500 adhesive anchoring system required 4½" embedment.) Jib provides 360 degree rotation on a tapered roller bearing providing full capacity vertical and radial thrust loading. Concrete floor must be at least 6" thick and contain wire mesh reinforcement, in minimum soil pressure of 2,500 psf and minimum concrete compressive strength of 3,000 psi. Jib crane must be centered on a square foot area that is free of cracks, seams, control joints and walls. Made in the USA. Contact us for spans and heights not shown. FOB Shipping Point.

Product No.	Height Under Boom	Span	Cap. (lbs.)	I-Beam Height	Flange Width	Base Dia.	Footings	Wt. (lbs.)	Price Ea.
H4L0001	8'	6'	500	6½"	4"	8⅝"	5' x 5' x 6"	752	\$3,688.00
H4L0002	8'	8'	500	6½"	4"	8⅝"	5' x 5' x 6"	784	3,757.00
H4L0003	8'	10'	500	6½"	4"	8⅝"	5½' x 5½' x 6"	816	3,826.00
H4L0004	8'	12'	500	6½"	4"	8⅝"	6' x 6' x 6"	848	3,895.00
H4L0040	8'	16'	500	8½"	5¼"	10¾"	7' x 7' x 6"	1123	3,896.00
H4L0007	10'	8'	500	6½"	4"	8⅝"	5' x 5' x 6"	841	3,965.00
H4L0008	10'	10'	500	6½"	4"	8⅝"	5½' x 5½' x 6"	873	4,035.00
H4L0009	10'	12'	500	6½"	4"	8⅝"	6' x 6' x 6"	905	4,036.00
H4L0041	10'	16'	500	8½"	5¼"	10¾"	7' x 7' x 6"	1191	4,105.00
H4L0012	12'	8'	500	6½"	4"	8⅝"	5' x 5' x 6"	898	4,733.00
H4L0013	12'	10'	500	6½"	4"	8⅝"	5½' x 5½' x 6"	930	4,947.00
H4L0014	12'	12'	500	6½"	4"	10¾"	6' x 6' x 6"	1112	3,757.00
H4L0015	12'	14'	500	8½"	5¼"	10¾"	6½' x 6½' x 6"	1218	4,201.00
H4L0044	14'	8'	500	6½"	4"	8⅝"	5' x 5' x 6"	955	4,396.00
H4L0045	14'	10'	500	6½"	4"	8⅝"	5½' x 5½' x 6"	987	3,896.00
H4L0046	14'	12'	500	6½"	4"	10¾"	6' x 6' x 6"	1180	4,432.00
H4L0042	14'	16'	500	8½"	5¼"	10¾"	7' x 7' x 6"	1260	4,627.00
H4L0017	8'	8'	1000	6½"	4"	8⅝"	6½' x 6½' x 6"	784	4,036.00
H4L0018	8'	10'	1000	6½"	4"	10¾"	7' x 7' x 6"	943	4,664.00
H4L0019	8'	12'	1000	8½"	5¼"	10¾"	7½' x 7½' x 6"	1039	4,574.00
H4L0022	10'	8'	1000	6½"	4"	8⅝"	6½' x 6½' x 6"	841	4,805.00
H4L0023	10'	10'	1000	6½"	4"	10¾"	7' x 7' x 6"	1011	5,036.00
H4L0024	10'	12'	1000	8½"	5¼"	10¾"	7½' x 7½' x 6"	1107	4,175.00
H4L0027	12'	8'	1000	6½"	4"	8⅝"	6½' x 6½' x 6"	898	4,244.00
H4L0028	12'	10'	1000	6½"	4"	10¾"	7' x 7' x 6"	1080	4,964.00
H4L0049	14'	8'	1000	6½"	4"	8⅝"	6½' x 6½' x 6"	955	4,175.00
H4L0050	14'	10'	1000	6½"	4"	10¾"	7' x 7' x 6"	1148	4,895.00



Standard Duty Foundationless Pillar Jib

Abell-Howe Foundationless Base Mounted Floor Crane was developed to be a foundationless jib for industrial applications requiring only 6" concrete depth. Requires epoxy anchor bolts. Jib crane provides 360 degree rotation on a tapered roller bearing providing full capacity vertical and radial thrust loading. Concrete floor must be at least 6" thick and contain wire mesh reinforcement, in minimum soil pressure of 2,500 psf and minimum concrete compressive strength of 3,000 psi. Jib crane must be centered on a square foot area that is free of cracks, seams, control joints and walls. Made in the USA. Standard Jib Cranes available up to 1 ton capacity. 16 ft. Height Under Boom and 16 ft. spans. Contact us for any size needed if not listed. FOB Shipping Point.



Product No.	Height Under Boom	Span	Cap. (lbs.)	I-Beam Height	Flange Width	Base Dia.	Footings	Wt. (lbs.)	Price Ea.
H4R0001	8'	8'	500	6"	4"	8"	5' x 5' x 6"	855	\$4,596.00
H4R0003	8'	10'	500	6"	4"	8"	5½' x 5½' x 6"	885	4,662.00
H4R0027	10'	8'	500	6"	4"	8"	5' x 5' x 6"	910	4,765.00
H4R0029	10'	10'	500	6"	4"	8"	5½' x 5½' x 6"	940	4,831.00
H4R0031	10'	12'	500	8"	5¼"	8"	6' x 6' x 6"	960	4,897.00
H4R0035	10'	16'	500	8"	5¼"	12"	7' x 7' x 6"	1390	5,818.00
H4R0053	12'	8'	500	6"	4"	8"	5' x 5' x 6"	965	4,862.00
H4R0055	12'	10'	500	6"	4"	8"	5½' x 5½' x 6"	995	4,929.00
H4R0057	12'	12'	500	6"	4"	12"	6' x 6' x 6"	1285	5,648.00
H4R0081	14'	10'	500	6"	4"	8"	5½' x 5½' x 6"	1050	5,062.00
H4R0105	16'	8'	500	6"	4"	8"	5½' x 5½' x 6"	1080	5,129.00
H4R0109	16'	12'	500	6"	4"	12"	7' x 7' x 6"	1420	5,977.00
H4R0113	16'	16'	500	8"	5¼"	12"	8' x 8' x 6"	1590	6,254.00
H4R0198	10'	10'	1000	6"	4"	12"	7' x 7' x 6"	940	4,831.00
H4R0200	10'	12'	1000	8"	5¼"	12"	7½' x 7½' x 6"	1265	5,648.00
H4R0222	10'	16'	1000	10"	5¾"	14"	6½' x 6½' x 6"	1515	4,862.00
H4R0224	12'	8'	1000	6"	4"	8"	6½' x 6½' x 6"	965	5,582.00
H4R0228	12'	12'	1000	8"	5¼"	12"	7½' x 7½' x 6"	1330	6,409.00
H4R0232	12'	16'	1000	12"	6½"	12"	8' x 8' x 6"	1700	8,396.00
H4R0274	16'	8'	1000	6"	4"	8"	7' x 7' x 6"	1080	5,129.00
H4R0278	16'	12'	1000	10"	5¾"	12"	9' x 9' x 6"	1610	6,311.00
H4R0282	16'	16'	1000	12"	6½"	14"	10½' x 10½' x 6"	2205	8,825.00
H4R0365	10'	8'	2000	8"	5¼"	12"	8½' x 8½' x 6"	1205	5,478.00
H4R0367	10'	10'	2000	8"	5¼"	12"	9½' x 9½' x 6"	1280	5,563.00
H4R0369	10'	12'	2000	10"	5¾"	12"	10½' x 10½' x 6"	1415	5,876.00
H4R0373	10'	16'	2000	12"	6½"	14"	12' x 12' x 6"	1920	7,491.00
H4R0391	12'	8'	2000	8"	5¼"	12"	8½' x 8½' x 6"	1270	5,585.00
H4R0393	12'	10'	2000	8"	5¼"	12"	9½' x 9½' x 6"	1345	5,670.00
H4R0395	12'	12'	2000	10"	5¾"	14"	10½' x 10½' x 6"	1800	7,210.00
H4R0399	12'	16'	2000	12"	6½"	16"	12' x 12' x 6"	2750	9,121.00
H4R0421	14'	12'	2000	10"	5¾"	14"	10½' x 10½' x 6"	1885	7,221.00
H4R0445	16'	10'	2000	8"	5¼"	12"	9½' x 9½' x 6"	1480	5,999.00
H4R0447	16'	12'	2000	10"	5¾"	14"	10½' x 10½' x 6"	1980	8,237.00
H4R0451	16'	16'	2000	12"	6½"	18"	12' x 12' x 6"	3180	11,964.00



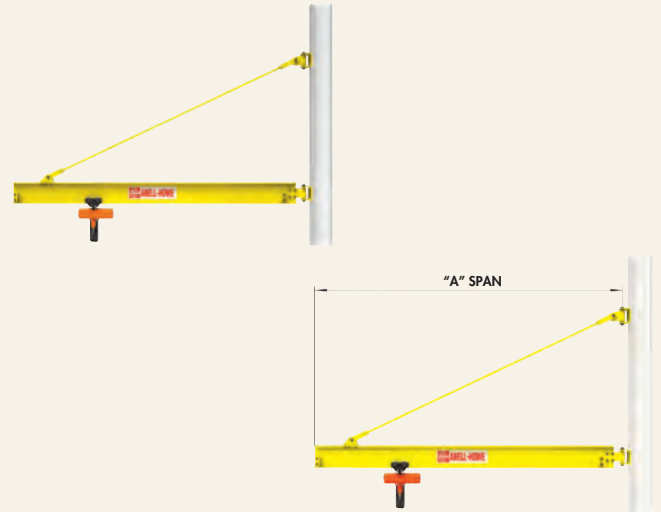
JIB CRANES



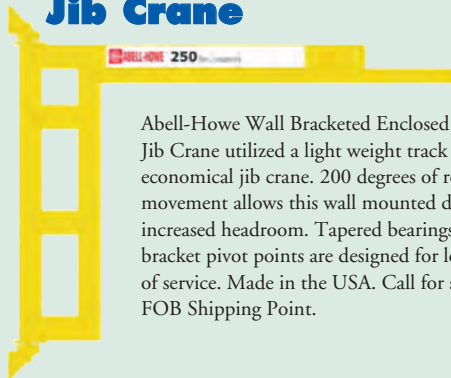
Wall Bracket Jib Crane

Top-Braced Wall Mounted Jib Crane with 200 Degree Rotation for maximum hook coverage. This all purpose tie rod wall mount jib crane is designed for heavy duty applications and produced from high-grade steel components. Hinge mounts easily to any substantial structural steel building column at desired height. Tie rod is threaded for ease of installation and field adjustments. Crane fittings have bearings with lube fittings for long lasting life and ease of movement. Structural steel is finish painted in highly visible Safety Yellow enamel. Made in the USA. Standard Jibs available up to 5 ton capacity and 20 ft. spans. Call for any span or capacity. FOB Shipping Point.

WALL BRACKET JIB CRANE								
Product No.	Span	Cap. (lbs.)	I-Beam Height	Flange Width	Thrust & Pull (lbs.)	Hinge Spacing	Wt. (lbs.)	Price Ea.
H900061	8'	500	6"	4"	2025	2' 9"	205	\$1,298.00
H900062	10'	500	6"	4"	2425	3' 0"	240	1,345.00
H900063	12'	500	6"	4"	2420	3' 9"	275	1,455.00
H900067	20'	500	8"	5½"	2635	6' 6"	540	1,959.00
H900001	8'	1000	6"	4"	3930	2' 9"	205	1,305.00
H900002	10'	1000	6"	4"	4550	3' 0"	240	1,348.00
H900003	12'	1000	6"	4"	4400	3' 9"	275	1,475.00
H900005	16'	1000	6"	4"	4075	5' 6"	347	1,630.00
H900007	20'	1000	8"	5½"	4565	6' 6"	540	1,980.00
H900013	8'	2000	6"	4"	7710	2' 9"	205	1,320.00
H900014	10'	2000	6"	4"	8885	3' 0"	240	1,349.00
H900015	12'	2000	6"	4"	8560	3' 9"	275	1,485.00
H900017	16'	2000	8"	5½"	7920	5' 6"	395	1,705.00
H900019	20'	2000	10"	5½"	8650	6' 6"	683	2,115.00
H900025	8'	4000	8"	5½"	15345	2' 9"	363	1,825.00
H900026	10'	4000	8"	5½"	17640	3' 0"	420	1,885.00
H900027	12'	4000	8"	5½"	16990	3' 9"	480	1,935.00
H900029	16'	4000	10"	5½"	15720	5' 6"	706	2,375.00
H900031	20'	4000	12"	6½"	16980	6' 6"	985	2,780.00
H900038	10'	6000	8"	5½"	24285	3' 3"	445	2,415.00
H900039	12'	6000	10"	5½"	23855	4' 0"	585	2,585.00
H900043	20'	6000	12"	6½"	23630	7' 0"	1295	3,550.00
H900050	10'	10000	12"	6½"	40490	3' 3"	785	4,715.00
H900051	12'	10000	12"	6½"	39575	4' 0"	865	4,874.00
H900055	20'	10000	16"	7"	38805	7' 0"	1680	5,875.00




Wall Bracketed - Full Cantilever Enclosed Track Jib Crane



Abell-Howe Wall Bracketed Enclosed Track Jib Crane utilized a light weight track design for a sturdy and economical jib crane. 200 degrees of rotation with easy smooth movement allows this wall mounted design to give you increased headroom. Tapered bearings in the top and bottom bracket pivot points are designed for low maintenance and years of service. Made in the USA. Call for sizes not listed. FOB Shipping Point.

Wall Mounted Full Cantilever Jib Crane

Abell-Howe J-906FCT Series was developed to be an all purpose wall mount jib for heavy duty industrial applications providing maximum hook height. Capacities range from 1/4 ton to 5 tons. Boom lengths up to 20 ft. Up to 212 degree rotation for high hook lift applications. Conservatively designed mast resists torsional forces from off-center loading. Fabricated steel hinge fittings with bearings. Boom is preset to compensate for deflection under load. End stops at both ends of the boom to limit trolley travel. Crane fittings have bearings with lube fittings for long lasting life and ease of movement. Structural steel is finish painted in highly visible Safety Yellow enamel. Made in the USA. Standard capacity up to 5 tons and spans to 30 ft.. Call for any span or capacity. FOB Shipping Point.



WALL BRACKET - FULL CANTILEVER ENCLOSED TRACK JIB CRANE

Product No.	Span	Cap. (lbs.)	Hinge Spacing	Wt. (lbs.)	Price Ea.
HJ950-100-04	4'	100	3' 0"	95	\$949.00
HJ950-100-08	8'	100	3' 0"	120	1,049.00
HJ950-100-10	10'	100	3' 0"	130	1,102.00
HJ950-100-16	16'	100	5' 0"	215	1,333.00
HJ950-150-04	4'	150	3' 0"	95	976.00
HJ950-150-08	8'	150	3' 0"	120	1,049.00
HJ950-150-10	10'	150	3' 0"	130	1,266.00
HJ950-150-16	16'	150	5' 0"	320	1,549.00
HJ950-250-04	4'	250	3' 0"	95	1,022.00
HJ950-250-08	8'	250	3' 0"	120	1,220.00
HJ950-250-10	10'	250	4' 0"	150	1,319.00
HJ950-250-16	16'	250	5' 0"	320	1,602.00
HJ950-500-04	4'	500	4' 0"	115	1,213.00
HJ950-500-08	8'	500	4' 0"	160	1,326.00
HJ950-500-10	10'	500	5' 0"	175	1,431.00
HJ950-500-12	12'	500	5' 0"	225	1,444.00
HJ950-500-16	16'	500	5' 0"	370	2,038.00
HJ950-1000-04	4'	1000	4' 0"	140	1,305.00
HJ950-1000-08	8'	1000	4' 0"	185	1,418.00
HJ950-1000-12	12'	1000	5' 0"	255	1,629.00
HJ950-1000-16	16'	1000	6' 0"	540	2,605.00

WALL MOUNTED FULL CANTILEVER JIB CRANE

Product No.	Span	Cap. (lbs.)	I-Beam Height	Flange Width	Thrust & Pull (lbs.)	Hinge Spacing	Wt. (lbs.)	Price Ea.
H960001	8'	500	6"	4"	1295	4' 0"	265	\$1,695.00
H960002	10'	500	6"	4"	1685	4' 0"	290	1,735.00
H960003	12'	500	6"	4"	2095	4' 0"	315	1,825.00
H960005	16'	500	8"	5½"	2955	4' 0"	415	2,065.00
H960007	20'	500	10"	5½"	4410	4' 0"	850	2,640.00
H960008	8'	1000	8"	5½"	2430	4' 0"	310	1,843.00
H960009	10'	1000	8"	5½"	3080	4' 0"	340	1,877.00
H960010	12'	1000	8"	5½"	3730	4' 0"	370	1,995.00
H960012	16'	1000	10"	5½"	5750	4' 0"	740	2,657.00
H960014	20'	1000	12"	6½"	5350	6' 0"	1080	3,125.00
H960015	8'	2000	8"	5½"	4745	4' 0"	335	1,885.00
H960016	10'	2000	10"	5½"	5000	5' 0"	645	2,200.00
H960017	12'	2000	10"	5½"	6040	5' 0"	695	2,295.00
H960019	16'	2000	12"	6½"	7330	6' 0"	950	2,985.00
H960021	20'	2000	16"	7"	9515	6' 0"	1250	3,785.00
H960029	8'	4000	12"	6½"	9455	4' 0"	585	3,143.00
H960030	10'	4000	12"	6½"	12210	4' 0"	650	3,224.00
H960031	12'	4000	12"	6½"	15000	4' 0"	715	3,474.00
H960033	16'	4000	18"	7½"	14255	6' 0"	1375	4,715.00
H960035	20'	4000	21"	8½"	17300	6' 6"	1870	6,215.00
H960036	8'	6000	16"	7"	14105	4' 0"	775	4,227.00
H960037	10'	6000	16"	7"	18210	4' 0"	865	4,575.00
H960038	12'	6000	16"	7"	14925	6' 0"	1075	5,025.00
H960040	16'	6000	18"	7½"	19210	6' 6"	1680	6,185.00
H960050	8'	10000	18"	7½"	14400	6' 6"	1240	7,195.00
H960051	10'	10000	18"	7½"	18550	6' 6"	1350	7,350.00
H960052	12'	10000	18"	7½"	22730	6' 6"	1460	7,588.00
H960054	16'	10000	24"	9"	21720	9' 6"	2360	9,380.00



LIFTING EQUIPMENT



CM Lodestar Hoist

- Quieter operation.
- Easy access control panel.
- 10' Standard lift height.

Hoist features capacities up to 3 tons. Provides consistent operation throughout its long service life. The motor is heavy duty and efficient and is designed to operate on power supplies worldwide. Cast aluminum lightweight housing with acid resistant powder coated paint for superior durability. Control panel has easy access to plug and play connectors for quick voltage change on dual voltage motors. The clutch is designed to prevent lifting loads greater than rated capacity. Made in the USA. FOB Shipping Point.



Product No.	Capacity (Ton)	Model	Standard Lift		Voltage	Chain Container	Hook		Wt. (lbs.)	Price Ea.	Push Trolley		Wt. (lbs.)	Price Ea.	Motor Driven Trolley	
			Speed (Fpm)	Hoist												
H270XNH-A	1/4	A	32	Single	115 or 230 or 460	Fabric	54	\$3,126.00	80	\$3,469.00	142	\$7,236.00				
H270XNH-A2	1/4	A2	10/32	Two Speed	230 or 460	Metal	67	3,725.00	93	4,068.00	155	7,835.00				
H272XNH	1/4	B	16	Single	115 or 230 or 460	Fabric	53	3,611.00	79	3,954.00	141	7,721.00				
H2738-1/4T-U-460-X*	1/4	C2	10/32	Two Speed	460	Metal	73	4,394.00	99	4,737.00	161	8,504.00				
H275XNH	1/2	F	16	Single	115 or 230 or 460	Fabric	61	4,114.00	87	4,457.00	149	8,224.00				
H2758-1/2T-U-460-X*	1/2	F2	5/16	Two Speed	460	Metal	74	4,713.00	100	5,056.00	162	8,823.00				
H276XNH	1	L	8	Single	115 or 230 or 460	Fabric	113	4,597.00	139	5,015.00	201	8,786.00				
H3505-1T-U-460-X*	1	L2	5/16	Two Speed	460	Metal	116	5,718.00	142	6,137.00	204	9,907.00				
H353XNH	2	R	8	Single	115 or 230 or 460	Fabric	131	5,625.00	157	6,056.00	219	9,826.00				
H3562-2T-U-460-X*	2	RR2	5/16	Two Speed	460	Metal	149	8,273.00	175	8,703.00	237	12,474.00				
H950XNH	3	RT	5.5	Single	115 or 230 or 460	Fabric	158	6,517.00	184	7,312.00	246	11,158.00				
H951XNH	3	RRT2	3/11	Two Speed	230 or 460	Metal	176	8,716.00	202	9,511.00	264	13,357.00				

*Classic model



HTP Trolley

Simple, rugged, built for trouble-free service and ease of operation across a wide range of beam applications. Rugged steel side plates formed to include bumpers and trolley guards. Frames connected by steel equalizer pin, secured by two nuts on each side. To be used with hook suspended hoists. One-year warranty. FOB Shipping Point.

Product No.	Capacity Tons	HTP TROLLEY		Wt. (lbs.)	Price Ea.
		I-Beam Width			
HHTP0050A	1000	1.97" to 8.67"		17	\$321.00
HHTP0100A	2000	1.97" to 8.67"		20	391.00
HHTP0200A	4000	2.60" to 8.67"		35	524.00
HHTP0300A	6000	2.92" to 8.67"		71	995.00
HHTP0500A	10000	3.55" to 8.67"		106	1,515.00

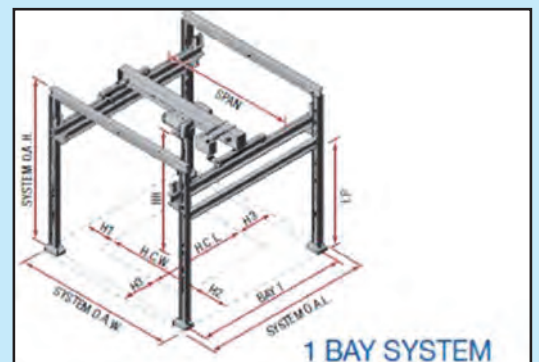
Pre-Engineered Free-Standing Modular Runway System

Freedom Frame Runway Systems Include:

- **Frame & Hardware with connections bolted, not welded, to allow for easy installation and dismantling for movement to another location.**
- **Runway & End Stops.**
- **ASCE Rail, splice bars & J-bolts.**
- **Runway Electrification, 4 tandem collectors and universal tow arm bracket. Runway is predrilled for ease of installation of runway electrification brackets.**

Designed for 2 ton to 10 ton capacity with lengths up to 120 ft. and overall widths up to 40 ft. and standard overall heights of 20 ft. and 25 ft. System up to 5 tons requires no footings. Minimum 6" concrete depth with 2,000 psf soil pressure. 7.5 ton and 10 ton systems may require footings. Contact us for sizing. Anchor bolts can be quoted upon request after determination of concrete floor properties. Bracing to building column or support structure is not required - no loads on your building. Hook coverages and approaches are approximate. Bays can be added in the future for longer runways. Top Running Overhead Crane is not included - but can be quoted as an option. FOB Shipping Point.

Product No.	Runway Capacity (Tons)	Overall Width	1 BAY - 20' Overall Length and 20' Overall Height (20' Bay Length)		Approx. Hook Height	Support Centers	Hook Coverage Length	Price Ea.
			Approx. Crane Span:	Approx. Hook Coverage				
HFTR15202020	5	20'	16'-8"	11'-8"	15'-7"	18'-0"	9'-0"	\$21,876.00
HFTR17202020	7.5	20'	16'-0"	10'-9"	14'-0"	18'-0"	9'-0"	24,978.00
HFTR110202020	10	20'	16'-0"	10'-9"	14'-0"	18'-0"	9'-0"	25,811.00
HFTR12202020	2 or 3	20'	16'-8"	11'-8"	15'-7"	18'-0"	12'-0"	20,510.00
HFTR12402020	2 or 3	40'	36'-8"	31'-8"	15'-7"	18'-0"	12'-0"	23,256.00



CHAIN HOIST & GANTRY CRANES



Quick Install MANUAL TROLLEY

- Quick installing trolley is dependable, easy and safe to use.

Designed to easily adjust to the width of virtually any S, H, W, and M type I-beam. Width is adjusted with manual screw mechanism. Includes locking ring to prevent trolley width from changing accidentally. Manual screw mechanism may also be tightened to prevent trolley from moving (similar to a Beam Clamp). Each Trolley includes four rollers with sealed bearings for long life. A lifting eye is located at the bottom of the trolley for attaching a hoist (sold separately). Steel construction and painted finish. FOB Shipping Point.

48 Hours
to Ship

Adjustable & Fixed Steel Gantry Cranes

- Solid steel construction will provide years of service.
- Large diameter casters will facilitate easy mobility from one workstation to another.
- Painted Royal Blue. Shipped KD. Hoist and Trolley available. FOB Shipping Point.
- Adjustable in 6" increments on adjustable models.
- 4 position 8" swivel casters standard.
- Designed to be portable. Do not move units while loaded.



48 Hours
to Ship

QUICK INSTALL MANUAL TROLLEY					
Product No.	Cap. (lbs.)	Fits Beam Flange Width	Headroom	Wt. (lbs.)	Price Ea.
HQIT-1	1,000	3 to 5"	6 1/2"	13	\$148.95
HQIT-2	2,000	3 to 5"	8 1/2"	14	163.85
HQIT-4	4,000	3 to 7 1/2"	10"	17	227.91
HQIT-6	6,000	3 to 7 1/2"	10 3/4"	40	296.87
HQIT-8	8,000	4 to 11 1/2"	13 3/4"	68	373.93
HQIT-10	10,000	4 to 11 1/2"	13 3/4"	68	463.87

Manual Chain Hoist

- Maximum convenience with minimum maintenance.
- Features enclosed double ratchet pawls with self-adjusting disc brake.

Superior safety factory rated 4 times capacity. Very low headroom. Tested at 150% rated capacity. Grade 80 black chain tempered to ISO 3077. Galvanized pull chain.

Hardened 2-stage gears and hardened pinions supporting roller bearing shears. Capacities available up to 10,000 lbs. -- call for details. Meets ASME B30.16 Standards.

FOB Shipping Point.

48 Hours
to Ship



MANUAL CHAIN HOIST					
Product No.	Cap. (lbs.)	Lift	Headroom	Wt. (lbs.)	Price Ea.
HHCH-2-10	2000	10'	12"	26	\$169.87
HHCH-4-10	4000	10'	17 1/2"	33	219.89
HHCH-6-10	6000	10'	19"	59	298.87
HHCH-10-10	10000	10'	24"	111	397.87



48 Hours
to Ship

Electric Chain Hoists

- Chain container included.

These compact hoists feature a high efficiency motor with 24V push-button operation. Hand control features a convenient 15' cord. Single (1) or three (3) AC phase power available. Innovative design makes unit more resistant to dust and water, load limit fitted, and features a 4:1 safety factor. FOB Shipping Point.

ELECTRIC CHAIN HOISTS							
Product No.	Cap. (lbs.)	Feet Per Head Minute	Room	Lift	Power	Voltage	Wt. (lbs.)
HH-2000-1	2000	17	22 1/2"	15'	1-Phase	110/220V	194
HH-4000-1	4000	8 1/2	21 1/2"	15'	1-Phase	110/220V	205
HH-2000-3	2000	17	22 1/2"	15'	3-Phase	220/440V	189
HH-4000-3	4000	16	21 1/2"	15'	3-Phase	220/440V	211
HH-6000-3	6000	6 1/2	29 1/2"	15'	3-Phase	220/440V	215
HH-10000-3	10000	4 1/2	31 1/2"	15'	3-Phase	220/440V	342



Aluminum Gantry Cranes

Ideal for use in multiple or remote locations.

These units are unaffected by weather and/or wet conditions. Provides safe, one-person lifting of heavy equipment in a variety of work sites. Its lightweight design enables for quick assembly and knockdown. The aluminum cranes have I-beams for an infinite number of span settings, plus 2 adjustable height uprights. Includes 4 position swivel locks for secure placement. Hoist and Trolley available. FOB Shipping Point.

ADJUSTABLE HEIGHT STEEL GANTRY CRANES

Product No.	Cap. (lbs.)	Beam Length*	Beam Height	I-Beam Flange Width	Under I-Beam Height	Base Width	Wt. (lbs.)	Price Ea.
HAHS-2-10-12	2000	10'	6"	4"	7'6"-12'	76 1/2"	828	\$2,935.99
HAHS-2-10-14	2000	10'	6"	4"	8'6"-14'	88 1/2"	898	3,240.88
HAHS-2-15-12	2000	15'	6"	4"	7'6"-12'	76 1/2"	875	3,229.87
HAHS-2-15-14	2000	15'	6"	4"	8'6"-14'	88 1/2"	954	3,452.93
HAHS-4-10-12	4000	10'	8 1/2"	4"	7'6"-12'	76 1/2"	860	3,144.91
HAHS-4-10-14	4000	10'	8 1/2"	4"	8'6"-14'	88 1/2"	925	3,406.95
HAHS-4-15-12	4000	15'	8 1/2"	4"	7'6"-12'	76 1/2"	930	3,445.91
HAHS-4-15-14	4000	15'	8 1/2"	4"	8'6"-14'	88 1/2"	1055	4,023.97
HAHS-6-10-12	6000	10'	8 1/2"	4"	7'7"-12'11"	77 1/2"	927	3,487.87
HAHS-6-10-14	6000	10'	8 1/2"	4"	8'7"-14'11"	89 1/2"	1045	3,766.95
HAHS-6-15-12	6000	15'	10 1/2"	4"	7'7"-12'11"	77 1/2"	1017	4,085.91
HAHS-6-15-14	6000	15'	10 1/2"	4"	8'7"-14'11"	89 1/2"	1108	4,441.95
HAHS-8-10-12	8000	10'	8 1/2"	4"	7'7"-12'11"	76 1/2"	933	3,693.91
HAHS-8-10-14	8000	10'	8 1/2"	4"	8'6"-14'	88 1/2"	1050	3,944.87
HAHS-8-15-12	8000	15'	10 1/2"	4"	7'7"-12'11"	76 1/2"	1044	4,058.95
HAHS-8-15-14	8000	15'	10 1/2"	4"	8'6"-14'	88 1/2"	1132	4,397.99
HAHS-10-15-10	10000	15'	12 1/2"	4"	6'6"-10'	64 1/2"	1352	6,367.88

FIXED HEIGHT STEEL GANTRY CRANES

Product No.	Cap. (lbs.)	Beam Length	Beam Height	I-Beam Flange Width	Under I-Beam To Ground	Base Width	Wt. (lbs.)	Price Ea.
HFHS-2-10	2000	10'	6"	4"	10'	64 1/2"	739	\$2,128.91
HFHS-2-15	2000	15'	6"	4"	10'	64 1/2"	801	2,266.88
HFHS-2-20	2000	20'	10 1/2"	4"	10'	64 1/2"	994	2,511.85
HFHS-4-10	4000	10'	8 1/2"	4"	10'	64 1/2"	771	2,217.93
HFHS-4-15	4000	15'	8 1/2"	4"	10'	64 1/2"	846	2,477.85
HFHS-4-20	4000	20'	12 1/2"	4"	10'	64 1/2"	1006	2,783.87

Deduct 10 1/2" for distance between uprights.

STEEL GANTRY CRANE OPTIONS

Product No.	Description	Price Ea.
HAHS-KIT	2-Come-a-longs & 2 cables for height adjustment (not for lifting)	\$145.87
HAHS-2/4-TLC	Total locking casters for 2,000 & 4,000 lb. units (set of 4)	426.92
HAHS-6/8-TLC	Total locking casters for 6,000 & 8,000 lb. units (set of 4)	927.95

ALUMINUM GANTRY CRANE OPTIONS

Product No.	Description	Price Ea.
HAHA-KIT	2-Come-a-longs & 2 cables for height adjustment (not for lifting)	\$119.93
HAHA-2/4-TLC	Total locking casters for 2,000 & 4,000 lb. units (set of 4)	353.93

ADJUSTABLE HEIGHT ALUMINUM GANTRY CRANES

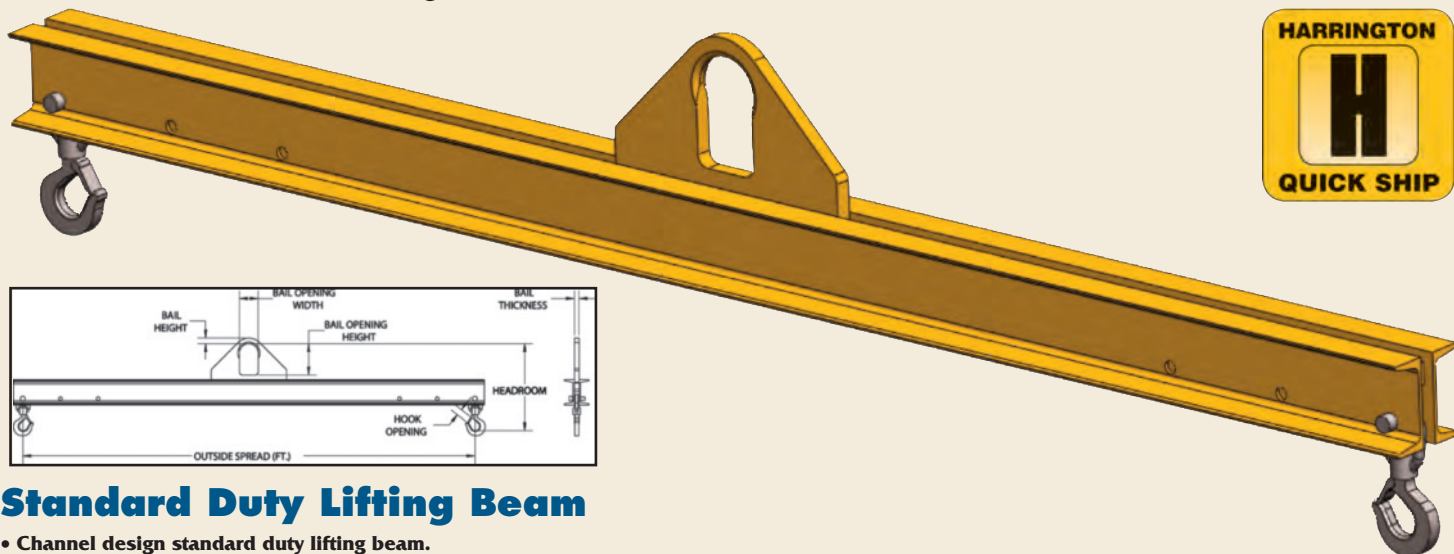
Product No.	Cap. (lbs.)	Beam Length	Height	Clear Under Beam	Wt. (lbs.)	Price Ea.
HAHA-2-8-10	2000	8'	6"	7'8"-10'2"	239	\$3,172.96
HAHA-2-8-12	2000	8'	6"	9'6"-12'	246	3,328.88
HAHA-2-10-10	2000	10'	6"	7'8"-10'2"	252	3,384.96
HAHA-2-10-12	2000	10'	6"	9'6"-12'	261	3,596.91
HAHA-2-12-10	2000	12'	8"	7'8"-10'2"	274	3,868.95
HAHA-2-12-12	2000	12'	8"	9'6"-12'	286	4,060.87
HAHA-4-8-10	4000	8'	8"	7'8"-10'2"	292	4,358.87
HAHA-4-8-12	4000	8'	8"	9'6"-12'	301	4,608.89
HAHA-4-10-10	4000	10'	8"	7'8"-10'2"	307	5,088.85
HAHA-4-10-12	4000	10'	8"	9'6"-12'	349	5,514.96
HAHA-4-12-10	4000	12'	8"	7'8"-10'2"	325	5,394.96
HAHA-4-12-12	4000	12'	8"	9'6"-12'	350	5,832.92

(4)-8" 4 position swivel lock casters standard.

*Usable distance between uprights is beam length minus 18".

*Usable trolley travel length is beam length minus 23 3/4".

LIFTING EQUIPMENT



Standard Duty Lifting Beam

- Channel design standard duty lifting beam.
- Made in the USA.
- Load tested to ASME standards.

This style of lifting beam can be utilized where headroom is limited and comes with a pair of swivel hooks and three standard spreads (3' and 4' beams have two standard spreads). Three standard lift points for load adjustment: outside lift point, middle lift point (outside less 1'), inside lift point (middle less 1'). Engineered and manufactured to ASME B30.20 & BTH-1 Design Category B Service Class 2. "Quick Ship" items are available in 10 days. Call for other available capacities. FOB Shipping Point.

STANDARD DUTY LIFTING BEAM										
Product No.	Cap (Tons*)	Outside Spread	Headroom	Bail Height	Bail Opening Width	Bail Opening Height	Bail Thickness	Hook Opening	Wt. (lbs.)	**Price Ea.
HHSDLB-1-4	1	4'	13"	0.88"	3"	5"	0.75"	0.91"	50	POR
HHSDLB-1-6	1	6'	14"	0.88"	3"	5"	0.75"	0.91"	80	POR
HHSDLB-1-8	1	8'	14"	0.88"	3"	5"	0.75"	0.91"	105	POR
HHSDLB-1-10	1	10'	15"	0.88"	3"	5"	0.75"	0.91"	150	POR
HHSDLB-1-12	1	12'	16"	0.88"	3"	5"	0.75"	0.91"	275	POR
HHSDLB-2-4	2	4'	14"	0.88"	3"	5"	0.75"	0.91"	60	POR
HHSDLB-2-6	2	6'	15"	0.88"	3"	5"	0.75"	0.91"	95	POR
HHSDLB-2-8	2	8'	16"	0.88"	3"	5"	0.75"	0.91"	150	POR
HHSDLB-2-10	2	10'	17"	0.88"	3"	5"	0.75"	0.91"	265	POR
HHSDLB-2-12	2	12'	18"	0.88"	3"	5"	0.75"	0.91"	295	POR
HHSDLB-5-4	5	4'	19"	2"	4"	7"	1.25"	1.36"	145	POR
HHSDLB-5-6	5	6'	20"	2"	4"	7"	1.25"	1.36"	210	POR
HHSDLB-5-8	5	8'	22"	2"	4"	7"	1.25"	1.36"	280	POR
HHSDLB-5-10	5	10'	24"	2"	4"	7"	1.25"	1.36"	380	POR
HHSDLB-5-12	5	12'	25"	2"	4"	7"	1.25"	1.36"	570	POR
HHSDLB-10-4	10	4'	23"	2"	4"	7"	1.25"	1.61"	165	POR
HHSDLB-10-6	10	6'	25"	2"	4"	7"	1.25"	1.61"	260	POR
HHSDLB-10-8	10	8'	27"	2"	4"	7"	1.25"	1.61"	410	POR
HHSDLB-10-10	10	10'	30"	2"	4"	7"	1.25"	1.61"	770	POR
HHSDLB-10-12	10	12'	30"	2"	4"	7"	1.25"	1.61"	910	POR
HHSDLB-15-4	15	4'	28"	2.5"	5"	9"	1.5"	2.08"	255	POR
HHSDLB-15-6	15	6'	30"	2.5"	5"	9"	1.5"	2.08"	385	POR
HHSDLB-15-8	15	8'	33"	2.5"	5"	9"	1.5"	2.08"	700	POR
HHSDLB-15-10	15	10'	33"	2.5"	5"	9"	1.5"	2.08"	835	POR
HHSDLB-15-12	15	12'	37"	2.5"	5"	9"	1.5"	2.08"	1195	POR
HHSDLB-20-4	20	4'	31"	2.5"	5"	9"	1.5"	2.27"	320	POR
HHSDLB-20-6	20	6'	34"	2.5"	5"	9"	1.5"	2.27"	575	POR
HHSDLB-20-8	20	8'	34"	2.5"	5"	9"	1.5"	2.27"	710	POR
HHSDLB-20-10	20	10'	35"	2.5"	5"	9"	1.5"	2.27"	840	POR
HHSDLB-20-12	20	12'	38"	2.5"	5"	9"	1.5"	2.27"	1585	POR

*1 U.S. Ton = 2,000 lbs. ** P.O.R. = Price on request.

Push Bridge Crane Kit

- Pre-Fabricated: Just Bolt Together and Install

This push bridge crane kit includes everything you need to assemble your own top-running or underhung bridge crane, except trolley and hoist. End trucks, bridge beam with bracing, trolley stops, labels, assembly/installation manual and touch-up spray paint are all included. One year warranty protects your investment. Manufacturer supplies an approval drawing to assure dimensional correctness prior to shipment. Any span up to 24' is available, specify with order. Call for details. Free delivery in continental U.S. for systems weighing over 500 lbs. FOB Shipping Point.

BRIDGE CRANE KITS FOR USE WITH MANUAL HOIST (LIGHT DUTY)								
Product No.	Cap. (Tons)	Max. Span	Flange Width Underhung*	Rail Size Top Running*	Wheel Dia/Base	Bridgebeam Size	Net Wt. (lbs.)**	***Price Ea.
HCHPC-505	1/2	24'	3"-6"	25#	3.1/36"	S 8 x 18.4	717	POR
HCHPC-510	1	24'	3"-6"	25#	4.0/36"	S 10 x 25.4	964	POR
HCHPC-520	2	24'	3.3"-6"	25#	4.9/36"	S 12 x 31.8	1170	POR

*Specify actual dimension with order.

**Based on maximum span.

*** P.O.R. = Price on request.



LIFTING HOISTS

NICKEL-PLATED
load chain
for durability.

High Production Electric HOIST WITH MOTORIZED TROLLEY

- Solve heavy duty material handling needs with precision
- Rugged electric chain hoist mounts in top hook or motorized trolley units.

60 minute rated motors are fan cooled and completely sealed for performance and longevity. Equipped with "The Guardian" Smart Break Technology, a DC current driven electromagnetic brake does not release unless the motor is energized. Also included is an independent operating mechanical load brake. Certified and listed to UL 1340 "Standard for Hoists." Standard electronic "count hour" meter records motor starts and running time, aiding preventative maintenance and trouble-shooting. Nickel plated load chain for durability and corrosive resistance. 40 or 80 FPM trolley speed (specify). Includes electric trolley brake and 30' power cord. 208-230/460/3/60. Longer lifts and two-speed via under-the-cover Variable Frequency Drive models available. Chain container available. Call for details and prices on hook mount units and push/pull, or geared trolley units. FOB Shipping Point.

HIGH PRODUCTION ELECTRIC HOIST WITH MOTORIZED TROLLEY							
Product No.	Cap. (Tons)	Std. Lift	Lift Speed FPM	Pendant Cord Length (ft)	Min. Headroom	Wt. (lbs.)	Price Ea.
HNERM010L-L/S	1	10'	14	8.2'	17.1"	170	\$7,277.29
HNERM010S-L/S	1	10'	28	8.2'	17.1"	185	8,691.73
HNERM015S-L/S	1½	10'	18	8.2'	19.9"	243	9,988.82
HNERM020C-L/S	2	10'	7	8.2'	27.2"	214	8,332.25
HNERM020L-L/S	2	10'	14	8.2'	22.4"	245	9,163.62
HNERM020S-L/S	2	10'	28	8.2'	23"	284	11,293.33
HNERM025S-L/S	2½	10'	22	8.2'	24.4"	333	12,092.58
HNERM030C-L/S	3	10'	17	9.2'	32.9"	340	11,350.14
HNERM050L-L/S	5	10'	11	9.2'	33.1"	443	15,511.94
HNERM080S-L	8	10'	7.5	10.8'	45.9"	624	19,471.15
HNERM100L-L	10	10'	5.5	10.8'	46.5"	833	23,206.76
HNERM100S-L	10	10'	11	10.8'	46.5"	880	27,311.73
HNERM150S-L	15	10'	7.5	10.8'	51.6"	1259	37,153.55
HNERM200S-L	20	10'	5.5	10.8'	53"	1482	42,696.46

Lifting Speed Code Letters: S= Standard, L= Low, C= Common. Trolley Speed Code Letters: S= Standard, L= Low.



Top Quality Mini Hoists

- Compact, lightweight and award winning design.
- Built tough to perform!

Available in lever and manual chain configurations to fit all applications. Both models feature grade 100 nickel-plated non-corrosive load chain. The mini lever hoist includes a free-chain mechanism for quick adjustments, improved braking performance, all steel construction and a rubber handle for ease of use. The mini hand chain hoist features an aluminum body with steel frame for superior strength, metal chain guide for durability, and a load limiter to prevent the hoist from being used to lift damaging loads over rated capacity. FOB Shipping Point.

MINI LEVER PULLER					
Product No.	Cap (Tons)	Lift Height	Headroom	No. Falls	Wt. (lbs.)
HLX003	¼	5'	8.1"	1	3.5
HLX005	½	5'	9.7"	1	5.7
MINI CHAIN HOIST					
HGX003-10	¼	10'	8.5"	1	5.6
HGX003-20	¼	20'	8.5"	1	9.5
HGX005-10	½	10'	10.2"	1	10
HGX005-20	½	20'	10.2"	1	16
HGX010-10	1	10'	14.1"	2	17
HGX010-20	1	20'	14.1"	2	26




Ultra-Low Headroom Trolley Hoist

- Trolley hoist combination with extremely low headroom for tight space applications.

This industrial grade hand chain hoist and geared trolley configuration minimizes beam-to-hook distance making it ideal for applications where longer hook travel is required. It features an all-steel construction, reliable hoist braking with double enclosed brake cover and grade 100 heat-treated manganese alloy load chain that resists abrasion and wear. Available in capacities of 1 - 10 Ton. FOB Shipping Point.

ULTRA-LOW HEADROOM TROLLEY HOIST						
Product No.	Cap. (Tons)	Lift Height	Headroom	No. Falls	Flange Range	Wt. (lbs.)
HSHB010	1	20'	4.5"	2	2.28/6.42"	166
HSHB020	2	20'	5.7"	2	3.23/8.03"	271
HSHB030	3	20'	6.5"	2	3.23/8.03"	385
HSHB050	5	20'	7.7"	2	3.94/8.03"	655
HSHB080	8	20'	10.0"	4	5.50/8.66"	858
HSHB100	10	20'	10.0"	4	5.50/8.66"	858



QUALITY HOISTS



VFD Controlled Dual Speed Electric Chain Hoists

- Ergonomically designed for easy installation and operation.
- IP55 rated for indoor/outdoor use.
- 5 year brake warranty.


The EQ/SEQ dual speed electric chain hoists are loaded with cutting-edge features such as a no-load high-speed function that automatically increases hoist speed up to 130 percent when the load is less than 30 percent of working load limit. Both 3-phase EQ and 1-phase SEQ come standard as dual speed via variable frequency drive (VFD), a true revolution for single phase hoist controls. Both hoists have ASME H4 classification, IP55 rated enclosure and IP65 pendant. 208-230V/460-3-50/60 or 380-460V-3-50/60 power supply on the EQ, and 115/230V-1-60 (reconnectable) power supply on the SEQ. Optional suspension bar available for low headroom or enclosed track trolley applications. Push/Pull, geared or motorized trolleys available. Call for details. FOB Shipping Point.

HEQ010SD

Heavy Duty Single Phase Hoist

- Rugged electric chain hoist is the most durable unit on the market.
- 60 minute rated and fan-cooled.

Compact and with very low headroom, all units feature single load chain, except 3-Ton model with double chain. Holds up where other units fail. Includes 2-button pendant (4-button with motorized trolley) and 15' power cord. Motorized trolley unit includes electric brake and rubber bumpers. Lift lengths up to 200' available. Optional chain container holds slack chain. FOB Shipping Point. 110/220-1-60.



EQ 3-PHASE DUAL SPEED VFD HOIST

Product No.	Cap. (Tons)	Std. Lift	Lift Speed FPM-High	Lift Speed FPM-Low	Lift Speed FPM-No Load High Speed	Pendant Cord	Min. Headroom Top Hook	Min. Headroom Susp. Bar	Wt. (lbs.)	Price Ea.
HEQ001SD	1/4	10'	56	9.3	72	8.2'	17.3	15.6	71	\$3,041.44
HEQ003SD	1/4	10'	33	5.5	43	8.2'	17.3	15.6	71	3,704.57
HEQ005SD	1/2	10'	25	4.2	32	8.2'	18.0	16.1	75	3,781.87
HEQ010SD	1	10'	23	3.8	30	8.2'	20.7	18.3	97	4,210.66

SEQ 1-PHASE DUAL SPEED VFD HOIST

Product No.	Cap. (Tons)	Std. Lift	Lift Speed FPM-High	Lift Speed FPM-Low	Lift Speed FPM-No Load High Speed	Pendant Cord	Min. Headroom Top Hook	Min. Headroom Susp. Bar	Wt. (lbs.)	Price Ea.
HSEQ001SD	1/4	10'	56	9.3	72	8.2'	17.3	15.6	71	2,960.43
HSEQ003SD	1/4	10'	33	5.5	43	8.2'	17.3	15.6	71	3,122.46
HSEQ005SD	1/2	10'	25	4.2	32	8.2'	18.0	16.1	75	3,313.17
HSEQ010SD	1	10'	17	3.9	22	8.2'	20.7	18.3	97	3,695.85

The most **POWERFUL & ADVANCED** Electric Chain Hoist ever offered!

Extreme Duty Electric Chain Hoist

- The Most Powerful & Advanced Electric Chain Hoist Ever Offered
- Features a 60 minute rated, fan-cooled motor

Equipped with "The Guardian" Smart Brake Technology, which is a revolutionary DC current motor brake with electrical failsafe design. Certified and listed to UL 1340 "Standard for Hoists." Completely sealed unit is IP55 rated and provides increased operator safety and equipment durability. Count Hour Meter, measuring runtime and starts, is standard on all hoists. Nickel-plated load chain for durability and corrosive resistance. Includes plug-in pendant and 15' power cord. 208-230/460/3/60 power supply. Chain container available. Two-speed models available via under-the-cover Variable Frequency Drive. Push/Pull, Geared or Motorized Trolley units available. Call for details. FOB Shipping Point.



EXTREME DUTY ELECTRIC CHAINHOIST

Product No.	Cap. (Tons)	Std. Lift	Lift Speed FPM	Pendant Cord (Ft.)	Min. Headroom	Wt. (lbs.)	Price Ea.
HNER003S	1/4	10'	36	8.2	13.8"	60	\$3,085.85
HNER005L	1/2	10'	15	8.2	14.6"	71	3,234.08
HNER010L	1	10'	14	8.2	16.9"	104	3,642.96
HNER010S	1	10'	28	8.2	16.9"	119	5,077.18
HNER015S	1 1/2	10'	18	8.2	20.1"	159	6,065.44
HNER020C	2	10'	7	8.2	27.8"	130	4,142.04
HNER020L	2	10'	14	8.2	22.6"	161	5,027.78
HNER020S	2	10'	28	8.2	23.2"	201	6,758.45
HNER030C	3	10'	17	9.2	32.9"	234	6,407.61
HNER050L	5	10'	11	9.2	33.5"	289	10,096.29

Lifting Speed Code Letters: S= Standard, L= Low, C= Common.

WITH HOOK SUSPENSION STANDARD LIFTS

Product No.	Cap. (Tons)	Lift Speed (FPM)	10' Price Ea.	15' Price Ea.	20' Price Ea.	Max. Lift W/Canvas Chain Container	Chain Container Adder	Load Chain	Push Button Cord
HSNER003S	1/4	14	\$3,208.37	\$3,354.27	\$3,500.17	40'	\$116.41	\$19.92	\$9.26
HSNER005L	1/2	7	3,362.04	3,508.84	3,655.64	26'	116.41	20.10	9.26
HSNER005S	1/2	15	3,768.92	3,915.72	4,062.52	50'	130.37	20.10	9.26
HSNER010L	1	7	3,786.54	3,953.84	4,121.14	26'	130.37	24.20	9.26
HSNER010S	1	14	5,277.98	5,445.28	5,612.58	50'	136.20	24.20	9.26
HSNER020L	2	7	4,879.93	5,089.23	5,298.53	40'	136.20	32.60	9.26
HSNER030C	3	3.5	6,218.95	6,591.25	6,963.55	20'	136.20	65.20	9.26

WITH MOTORIZED TROLLEY

Product No.	Cap. (Tons)	Lift Speed (FPM)	10' Price Ea.	15' Price Ea.	20' Price Ea.	Max. Lift W/Canvas Chain Container	Chain Container Adder	Load Chain	Push Button Cord
HSNRM003S-L/S	1/4	14	\$7,177.57	\$7,369.57	\$7,561.57	40'	\$116.41	\$19.92	\$18.48
HSNRM005L-L/S	1/2	7	7,142.29	7,335.19	7,528.09	26'	116.41	20.10	18.48
HSNRM005S-L/S	1/2	15	7,885.49	8,078.39	8,271.29	50'	130.37	20.10	18.48
HSNRM010L-L/S	1	7	7,564.28	7,777.68	7,991.08	26'	130.37	24.20	18.48
HSNRM010S-L/S	1	14	9,035.56	9,248.96	9,462.36	50'	136.20	24.20	18.48
HSNRM020L-L/S	2	7	8,894.49	9,149.89	9,405.29	40'	136.20	32.60	18.48
HSNRM030C-L/S	3	3.5	11,017.02	11,435.42	11,853.82	20'	136.20	65.20	18.48

QUALITY HOISTS



Hand Chain Hoist

- Designed for Portability and Durability.
- Engineered for efficient, trouble-free service.

Features a die cast aluminum body and heat-treated reduction gears. Top hook pivots and swivels for easy rigging. Ultra strong grade 100 chain. Sealed, prelubricated ball bearings provide long service life with low maintenance. Other lifts available. Call for details. FOB Shipping Point.

Product No.	Cap. (Tons)	Lift	Headroom	No. Chains	Wt. (lbs.)	Price Ea.
HCF005	1/2	10'	12.8"	1	24	\$333.86
HCF010	1	10'	14.6"	1	29	392.37
HCF015	1 1/2	10'	17.3"	1	40	571.35
HCF020	2	10'	20.1"	2	47	652.80
HCF030	3	10'	23.2"	2	62	984.37
HCF050	5	10'	24.4"	3	82	1,493.76

PREMIUM QUALITY
rugged steel body

Heavy Duty Lever Hoist

- Premium Quality, Rugged Steel Body
- Durable steel body, yet lighter than aluminum models.

Unique free-wheeling system assures fast, easy chain adjustment. Double reduction gearing requires less handle force to lift rated loads. Ultra strong, grade 100 Nickel plated chain and rubber cushion grip. Longer lifts available. Contact manufacturer for additional details. FOB Shipping Point.



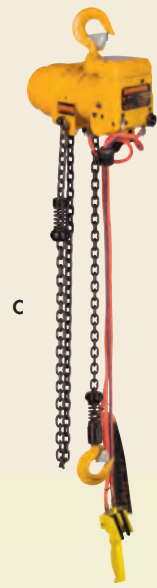

Product No.	Cap. (Tons)	Lift Length	Headroom	No. Falls	Wt. (lbs.)	Price Ea.
HLB008	3/4	5'	11.0"	1	13	\$619.94
HLB010	1	5'	11.8"	1	13	693.01
HLB015	1 1/2	5'	13.2"	1	18	845.99
HLB020	2	5'	14.8"	1	25	915.63
HLB028	2 3/4	5'	14.8"	1	25	985.28
HLB030	3	5'	15.6"	1	33	1,117.71
HLB060	6	5'	21.3"	2	57	2,118.97
HLB090	9	5'	26.8"	3	88	2,778.87

Universal Beam Clamps

- Lightweight portable design.
- Metric rated capacity.
- Load tested to ASME Standards.

UBC Universal Beam Clamp is the perfect accessory when a temporary or semi-permanent hoist anchor point is required. Additionally used as a below-the-hook lifting attachment, this adjustable beam clamp offers an efficient, cost effective method for most workholding and positioning applications. Available in capacities of 1, 2, 3, 5 and 10 Tons. Call for details. FOB Shipping Point.

Product No.	Cap. (Tons)	Flange	Wt. (lbs.)	Price Ea.
HUBC010	1	3.00-7.50"	8	\$171.00
HUBC020	2	3.00-7.50"	9	189.19
HUBC030	3	4.00-12.00"	19	301.98
HUBC050	5	4.00-12.00"	22	413.55
HUBC100	10	6.00-13.25"	55	568.79



A) Ergonomic High Speed Electric Chain Hoist

- Engineered for maximum operator comfort & control.
- Single-hand, dual-speed adjustable (DA) cylinder control model is ideal for workbench, assembly and repetitive operations.
- Single-phase, single-speed (V) model allows user to increase speed with a simple adjustment inside the hoist.

The dual speed ED-DA model also has quick disconnect hook, allowing for custom end effectors. The single-speed ED-V model has a Smart Speed Technology, which allows the user to change the factory set speed of 16 fpm (8 fpm for 1000 lb capacity)

to a higher speed, within each model's maximum range. Both models are lightweight and have low headroom to fit into tight areas. They are both easy to install, move and store. Call for details. FOB Shipping Point.

ERGONOMIC HIGH SPEED ELECTRIC CHAIN HOIST

Product No.	Lift Speed (ft./min.)	Std. Lift	Motor Output	Control Cord	Duty Rating	Rated Current*	Cap. (lbs.)	Headroom	Weight (lbs.)	Price Ea.
CYLINDER CONTROL - DUAL SPEED										
HED125DA	69/13	6'	0.4	Coiled	15	5	125	37.2"	31	\$4,150.67
HED220DA	43/10	6'	0.4	Coiled	15	5	220	37.2"	31	4,208.74
HED250DA	26/10	6'	0.4	Coiled	10	6	250	37.2"	32	4,298.91
HED350DA	66/13	6'	0.8	Coiled	20	10	350	37.8"	40	5,187.11
HED400DA	26/10	6'	0.4	Coiled	10	6	400	37.2"	32	4,515.10
HED525DA	44/10	6'	0.8	Coiled	20	10	525	37.8"	40	5,273.60
PENDANT CONTROL - DUAL SPEED										
HED250V	26/16	10'	0.4	8'	20	6	250	12.4"	24	\$2,793.00
HED350V	44/16	10'	0.8	8'	30	10	350	13.0"	33	2,793.00
HED500V	44/16	10'	0.8	8'	30	10	500	13.0"	33	3,343.00
HED1000V	22/8	10'	0.8	8'	30	10	1000	20.5"	46	3,632.00

*Rated current @ 120V.

B) Work Station Air Hoists

- High speed, unlimited duty cycle hoist is ideal for assembly lines, work stations, work cells and repetitive motion applications.
- Outstanding feathering control gives operator ultimate load control and precise load spotting capability.

Product No.	Cap. (lbs.)	Lift Speed (FPM)	Headroom	Wt. (lbs.)	Price Ea.
HAH250C	250	47	12"	15	\$2,707.66
HAH500C	500	32	12"	15	2,916.78
HAH250P	250	42	12"	19	3,804.67
HAH500P	500	29	12"	19	4,013.80

Requires 60-90 psi supply at approx. 28 CFM. Nickel plated chain, low noise muffler and optional plastic chain container. C suffix indicates pull cord control. P suffix indicates pendant operation. 10' lift, 7' cord or 7.6' pendant length. Options include: plastic chain container, longer lift, and longer pendant hoses. FOB Shipping Point.

C) Severe Duty Air Chain Hoist

- Unlimited Duty Cycle for the Most Demanding Applications.
- Spring-loaded vane motor and precision air controlling cylinders give unparalleled load control and feathering capabilities.

Built-in load-limiting device protects both operator and load. Cord control model allows operator to remain within reach of the load and offers quality performance and economy. Pendant model provides easier inching and allows operation from a remote location. Both models are engineered for efficient, trouble-free service. Chain container available. Call for details. FOB Shipping Point.


Product No.	Cap. (Tons)	Lifting Speed (FPM)w/Load	Lifting Speed (FPM)wo/Load	Headroom (In.)	Chain Size (mm)	Min. Hose Size (In)	Unit Wt. (lbs) wo/Chain	Price Ea.
SEVERE DUTY AIR CHAIN HOIST								
HOOK-PENDANT CONTROL								
HTCR-250P	1/4	52	68	18.2"	6.3	3/8"	68	\$5,366.45
HTCR-500P	1/2	37	68	18.2"	6.3	3/8"	68	5,438.79
HTCR-1000P2	1	19	34	20.4"	6.3	3/8"	78	6,285.82
HTCR-1000P	1	21	37	18.3"	7.1	3/8"	77	6,643.83
HTCR-2000P2	2	11	19	21.8"	7.1	3/8"	88	8,420.17
HOOK-CORD CONTROL								
HTCR-250C	1/4	52	68	18.2"	6.3	3/8"	66	4,306.13
HTCR-500C	1/2	37	68	18.2"	6.3	3/8"	66	4,378.48
HTCR-1000C2	1	19	34	20.4"	6.3	3/8"	76	5,267.91
HTCR-1000C	1	21	37	18.3"	7.1	3/8"	75	6,350.69
HTCR-2000C2	2	11	19	21.8"	7.1	3/8"	86	8,254.27
PENDANT CONTROL								
HTCK-3000P	3	18	37	21.1"	12.5	3/4"	225	10,762.06
HTCK-6000P2	6	9	18	30.3"	12.5	3/4"	295	14,964.06
CORD CONTROL								
HTCK-3000C	3	18	37	21.1"	12.5	3/4"	223	9,741.23
HTCK-6000C2	6	9	18	30.3"	12.5	3/4"	293	13,943.22

LIFTING EQUIPMENT

Convertible Push End Trucks

- Build your own bridge crane – economically!
- These push crane end trucks can be used in either top running or underhung applications.

Suitable for spans through 24'. Easy to assemble and install, even for non-crane experts! Complete kit comes with end trucks, rubber bumpers, trolley end stops, bridge beam drilling template, beam size chart and installation/assembly manual. Heavier capacity and motorized systems are available. Call for details. FOB Shipping Point.

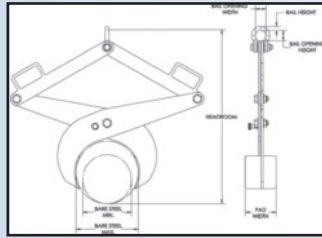


Product No.	Cap. (Tons)	Top Running ASCE Rail	Runway Flange Underhung Width	Wheel Base	Overall Length	Wt. (lbs.)	Price Per Pair
HHPC-505	1/2	25 - 40#	3" - 6"	36"	52 1/4"	156	\$1,388.26
HHPC-510	1	25 - 40#	3" - 6"	36"	52 1/4"	214	1,749.24
HHPC-520	2	25 - 40#	3.3" - 6"	36"	52 1/4"	270	2,366.62

Adjustable Bar Tong

- This adjustable diameter tong is ideal for lifting round bars, cast or steel pipe of various diameters.
- Made in the USA.

This style of adjustable diameter tong can be supplied with optional replaceable urethane pads for additional load protection. The load must be balanced during the lift. They can be used in pairs attached to a lifting/spreader beam to handle longer loads. Engineered and manufactured to ASME B30.20 & BTH-1 Design Category B Service Class 2. "In Stock" items available in 2 days. FOB Shipping Point.



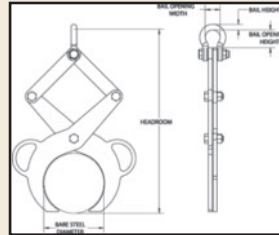
Product No.	Cap (Tons*)	Bare Steel Range	Urethane Pad Range	ADJUSTABLE BAR TONG		Pad Width	Bail Height	Bail Opening Width	Bail Opening Height	Wt. (lbs.)	** Price Ea.
				Headroom Min.	Headroom Max.						
HHBTA-1/2-2.5/4	1/2	2.5 - 4"	1.75 - 3.25"	13"	15"	2.25"	0.63"	1.69"	1.69"	10	POR
HHBTA-1-4/7	1	4 - 7"	3.25 - 6.25"	21"	24"	5"	0.63"	1.69"	1.69"	25	POR
HHBTA-1-7/12	1	7 - 12"	6.25 - 11.25"	34"	38"	6"	0.75"	2"	2"	55	POR
HHBTA-1-10/15	1	10 - 15"	9.25 - 14.25"	41"	46"	6"	0.75"	2"	2"	115	POR
HHBTA-1-15/20	1	15 - 20"	14.25 - 19.25"	60"	65"	8"	0.97"	2.28"	2.28"	225	POR

*1 US Ton = 2,000 lbs. ** P.O.R. = Price on request.

Bar Tong Fixed

- This adjustable diameter tong is ideal for lifting round bars, cast or steel pipe of various diameters.
- Made in the USA.

This style of adjustable diameter tong can be used in pairs attached to a lifting/spreader beam to handle longer loads. Load must be balanced during any lift. Engineered and manufactured to ASME B30.20 & BTH-1 Design Category B Service Class 2. "In Stock" items available in 2 days. FOB Shipping Point.




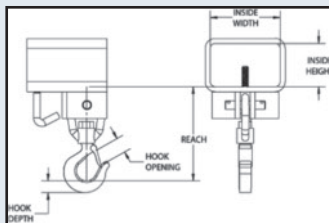
Product No.	Cap (Tons*)	Bare Steel Diameter	ADJUSTABLE BAR TONG		Wt. (lbs.)	**Price Ea.
			Headroom	Bail Height		
HHBTF-1/2-5	1/2	5"	17"	0.63"	17	POR
HHBTF-1-8	1	8"	25"	0.75"	25	POR

*1 US Ton = 2,000 lbs. ** P.O.R. = Price on request.

Fork Truck Hook

- Easily attaches to the forks.
- Made in the USA.

This style of fork truck attachment is designed to efficiently lift and carry loads on the fork of a lift truck with a single latched fixed or swivel hook. Engineered and manufactured to ASME B30.20 & BTH-1 Design Category B Service Class 2. "In Stock" items are available in 2 days. FOB Shipping Point.



Product No.	Cap (Tons*)	Inside Beam Width	Inside Beam Height	FORK TRUCK HOOK FIXED HOOK		Hook Depth	Hook Opening	Wt. (lbs.)	** Price Ea.
				Hook Reach	Hook Depth				
HHFH-1.5-4.5	1.5	5.25"	3.25"	4.69"	1"	1"	1"	17	POR
HHFH-1.5-5.5	1.5	6"	3"	4.69"	1"	1"	1"	22	POR
HHFH-1.5-6.5	1.5	7"	3"	4.69"	1"	1"	1"	24	POR
Product No.	Cap (Tons*)	Inside Beam Width	Inside Beam Height	FORK TRUCK HOOK SWIVEL HOOK		Hook Depth	Hook Opening	Wt. (lbs.)	** Price Ea.
				Hook Reach	Hook Depth				
HHFHS-1.5-4.5	1.5	5.25"	3.25"	6.56"	1"	1"	1"	17	POR
HHFHS-1.5-5.5	1.5	6"	3"	6.56"	1"	1"	1"	22	POR
HHFHS-1.5-6.5	1.5	7"	3"	6.56"	1"	1"	1"	24	POR

*1 US Ton = 2,000 lbs. ** P.O.R. = Price on request.

QUALITY HOISTS



BISON
LIFTING EQUIPMENT



BISON 3-Phase Electric Chain Hoist

Designed to endure the most demanding conditions in both industrial and commercial industries. FOB Shipping Point.

- Features a friction-clutch for overload protection.
- Schneider™ Interlocking contactors.
- Upper and lower limit switches.
- Phase reversal relay.
- A hinged electrical panel for easy access during maintenance and inspection.
- IP55 sealed unit for indoor and outdoor use.
- Includes push-button pendant controller and chain container.
- Standard 20Ft lift.

OVERLOAD PROTECTION

CUSTOM LIFT HEIGHTS AVAILABLE

HOOK SUSPENSION 3-PHASE SINGLE SPEED HOISTS (230v/460v)						
Product No.	Cap. (Tons)	Lift Speed (fpm)	Min. Headroom	No. Falls	Wt. (lbs.)	Price Ea.
HHBD01SK-01	1	26.9	19.69"	1	125.66	\$2,600.00
HHBD02SK-01	2	14.7	23.62"	1	174.16	3,505.00
HHBD03SK-01	3	21.6	29.53"	1	308.65	4,415.00
HHBD05SK-02	5	10.8	38.58"	2	379.19	5,660.00

HOOK SUSPENSION 3-PHASE DUAL SPEED HOISTS (230v/460v)						
Product No.	Cap. (Tons)	Lift Speed (fpm)	Min. Headroom	No. Falls	Wt. (lbs.)	Price Ea.
HHBDSK005-01D	½	31/10	19.48"	1	79.4	\$3,175.00
HHBDSK01-01D	1	31/10	20.15"	1	147.7	3,625.00
HHBDSK02-01D	2	25/9	22.5"	1	196.2	4,200.00
HHBDSK03-01D	3	25/7	30.95"	1	330.7	5,500.00
HHBDSK05-02D	5	12/3.6	40.5"	2	412.3	6,450.00



3-PHASE SINGLE SPEED HOIST WITH MOTORIZED TROLLEY (230v/460v)							
Product No.	Cap. (Tons)	Lift Speed (fpm)	Trolley Speed (fpm)	To fit beam width (min.) (max.)	Min. Headroom	No. Falls	Price Ea.
HHBD01SK-01+WPC01	1	26.9	48	3.15" 12"	18.11"	1	\$4,355.00
HHBD02SK-01+WPC02	2	14.7	48	3.23" 12"	22.05"	1	5,215.00
HHBD03SK-01+WPC03	3	21.6	48	3.94" 12"	27.95"	1	6,730.00
HHBD05SK-02+WPC05	5	10.8	48	4.33" 12"	37"	2	7,925.00

3-PHASE DUAL SPEED HOIST WITH MOTORIZED TROLLEY (230v/460v)							
Product No.	Cap. (Tons)	Lift Speed (fpm)	Trolley Speed (fpm)	To fit beam width (min.) (max.)	Min. Headroom	No. Falls	Price Ea.
HHBDSK005-01D+WPC005D	½	31/10	43/14	3.15" 8"	17.71"	1	\$4,525.00
HHBDSK01-01D+WPC01D	1	31/10	90/32	3.15" 12"	18.11"	1	5,490.00
HHBDSK02-01D+WPC02D	2	25/9	80/28	3.23" 12"	22"	1	6,340.00
HHBDSK03-01D+WPC03D	3	25/7	64/24	3.94" 12"	28"	1	8,200.00
HHBDSK05-02D+WPC05D	5	12/3.6	60/21	4.33" 12"	37"	2	9,340.00
HHBDSK10-02D+WPC10D	10	12/3.6	65/23	5.3" 15.7"	45"	4	19,950.00

Dual speed models are ideal for hoisting applications that require a slow speed for more precise and gentle hoisting but also includes a fast speed for efficiency.

- Adjustable trolley for different beam widths.
- All hoists comply with ASME B30.16 standards.
- 16'9Ft Pendant cord.
- 20Ft Power cord.

Call for additional capacities and lifts. Also available with plain or geared trolley suspension. FOB Shipping Point.



BISON Beam Clamps

- Complies with ASME B30.20.
- Drop-forged steel.

A rigging must-have. Beam clamps can be used to suspend a hoist from a beam or be used in reversal to hoist beams. FOB Shipping Point.



BEAM CLAMPS				
Product No.	Cap. (tons)	Jaw Opening	Wt. (lbs.)	Price Ea.
HBC010	1	2.95 - 8.66"	8.38	\$75.00
HBC020	2	2.95 - 8.66"	10.14	100.00
HBC030	3	3.15 - 12.60"	19.84	120.00
HBC050	5	3.15 - 12.60"	24.25	195.00
HBC100	10	3.54 - 12.60"	35.27	320.00
HBC150	15	3.54 - 16.54"	78	673.00
HBC200	20	3.54 - 16.54"	78	780.00

BISON Trolleys

- Complies with ASME B30.11.
- Drop-protect side plates.
- Smooth travel.
- Minimum headroom.

Simply adjust the collars on the shaft to fit the flange of a beam. Gives mobility to your suspended load. FOB Shipping Point.



TROLLEYS			
Product No.	Cap. (tons)	Beam Width	Price Ea.
HPT005	½	2.68 - 4.96"	\$90.00
HPT010	1	3.15 - 5.74"	110.00
HPT020	2	3.15 - 6.61"	145.00
HPT030	3	3.46 - 6.61"	275.00
HPT050	5	3.94 - 7.09"	375.00
HPT100	10	4.92 - 7.99"	1,130.00

LIFTING HOISTS



BISON
LIFTING EQUIPMENT

BISON Single Phase Electric Chain Hoist

Compact powerful hoist designed to maximize head room. FOB Shipping Point.

- Features a friction-clutch for overload protection.
- Schneider™ contactors.
- Upper and lower limit switches.
- Chain container and push button pendant controller included.
- Standard 20' lift.
- 20 ft. Power Cord 16'9 ft. Pendant cord



HOOK SUSPENSION SINGLE PHASE HOISTS (115v/230v)						
Product No.	Cap. (Tons)	Lift Speed (fpm)	Min. Headroom	No. Falls	Wt. (lbs.)	Price Ea.
HH-B025	¼	21	19.69"	1	148	\$1,950.00
HH-B05	½	21	19.69"	1	148	2,050.00
HH-B10	1	21	20.47"	1	150	2,600.00
HH-B20	2	10.5	24.8"	2	173	3,100.00
HH-B30	3	7	27.95"	3	198	3,625.00
HH-B50	5	4.2	35.4"	5	333	5,650.00

BISON Single Phase Electric Chain Hoist with Motorized trolley

- Operates on 115v/230v.
- Fits beam widths 3.15" to 12".
- Includes pendant controller.
- FOB Shipping Point.



SINGLE PHASE HOIST WITH MOTORIZED TROLLEY (115V/230V)								
Product No.	Cap. (tons)	Lift Speed (fpm)	Trolley Speed (fpm)	Min. Headroom	No. Falls	Beam Flange Width Adj.	Wt. (lbs.)	Price Ea.
HH-B025-T	¼	21	33	26.74"	1	2.95-7.09"	254	\$3,700.00
HH-B05-T	½	21	33	26.74"	1	2.95-7.09"	254	4,010.00
HH-B10-T	1	21	33	28.04"	1	2.95-7.09"	256	4,645.00
HH-B20-T	2	10.5	33	34.24"	2	2.95-7.09"	283	5,540.00
HH-B30-T	3	7	33	35.43"	3	3.94-7.99"	317	6,570.00
HH-B50-T	5	4.2	36	40.88"	5	3.94-7.99"	498	8,825.00

BISON Chain Hoists

- Complies with ASME B30.16.
 - Automatic, double-pawl, braking system.
 - Grade 80, high-quality, heat treated.
- Features forged steel hooks. Up to 10 ton capacity. Standard lift 10' or 20', custom lift heights available upon request.

FOB Shipping Point.



CHAIN HOISTS				
Product No.	Cap. (tons)	Standard Lift	Load Chain Size Ø x Chain Fall Lines	Wt. (lbs.) Price Ea.
HCH05-10	½	10'	Ø 5mm x 1	17 \$135.00
HCH05-20	½	20'	Ø 5mm x 1	27 160.00
HCH10-10	1	10'	Ø 6mm x 1	25 170.00
HCH10-20	1	20'	Ø 6mm x 1	37 185.00
HCH20-10	2	10'	Ø 8mm x 1	40 205.00
HCH20-20	2	20'	Ø 8mm x 1	55 255.00
HCH30-10	3	10'	Ø 7.1mm x 2	49 320.00
HCH30-20	3	20'	Ø 7.1mm x 2	76 430.00
HCH50-10	5	10'	Ø 9mm x 2	88 510.00
HCH50-20	5	20'	Ø 9mm x 2	119 590.00
HCH100-10	10	10'	Ø 10mm x 4	154 995.00
HCH100-20	10	20'	Ø 10mm x 4	219 1,100.00

BISON Radio Remotes

- Includes 2 hand-held Receivers.
- Includes 1 Transmitter.
- 300 ft. Range.
- Voltage: 24 - 264V.
- FOB Shipping Point.



RADIO REMOTE KITS				
Product No.	Speeds	Type	Wt. (lbs.)	Price Ea.
HQ200	Single Speed	2 Button (Incl. E/Stop + Start)	4	\$520.00
HQ202	Dual Speed	2 Button (Incl. E/Stop + Start)	4	620.00
HQ400	Single Speed	4 Button (Incl. E/Stop + Start)	4.5	560.00
HQ402	Dual Speed	4 Button (Incl. E/Stop + Start)	4.5	660.00
HQ600	Single Speed	6 Button (Incl. E/Stop + Start)	6	720.00
HQ602	Dual Speed	6 Button (Incl. E/Stop + Start)	6	820.00

BISON Lever Hoists

- Complies with ASME B30.21.
 - Automatic, double-pawl, braking system.
 - Grade 80, high-quality, heat treated.
- Features forged steel hooks. Up to 6 ton capacity. Standard lift 10' or 20', custom lift heights available upon request.


FOB Shipping Point.



LEVER HOISTS				
Product No.	Cap. (tons)	Standard Lift	Load Chain Sizes Ø x Chain Fall Lines	Wt. (lbs.) Price Ea.
HLH075-10	¾	10'	Ø 6mm x 1	18 \$145.00
HLH075-20	¾	20'	Ø 6mm x 1	23 175.00
HLH15-10	1.5	10'	Ø 7.1mm x 1	26 205.00
HLH15-20	1.5	20'	Ø 7.1mm x 1	33 225.00
HLH30-10	3	10'	Ø 10mm x 1	46 285.00
HLH30-20	3	20'	Ø 10mm x 1	60 305.00
HLH60-10	6	10'	Ø 10mm x 2	77 465.00
HLH60-20	6	20'	Ø 10mm x 2	106 550.00

BISON Beam End Stops

- 4 Models.
- Includes 2 Clamps per kit.
- Rubber bumper.
- FOB Shipping Point.



BEAM END STOPS				
Product No.	Beam Type	Flange Width	Max. Flange Thickness	Wt. (lbs.) Price Ea.
HTESH20-36	W-Beam	3.2" - 11.81"	0.78"	12 \$240.00
HTESH20-63	W-Beam	3.2" - 21.65"	0.78"	14 255.00
HTESH30-63	W-Beam	4.25" - 21.65"	1.18"	17 285.00
HTESH18-25	S-Beam	3.2" - 6.3"	0.7"	12 235.00

LIFTING EQUIPMENT




David Round RailRunner® Tractor Drives

David Round RailRunner® Tractor Drives can handle loads from 1,000 - 30,000 lbs. with travel speed ranges up to 300 FPM. Equipped with (4) universal flanged trolley wheels and spring-loaded rubber drive wheel. Designed for use with tapered and flat-flange beam styles and heavy-duty chain/sprocket drive system. 240/360V - 60Hz 30-phase power. Made in the USA with most items available for shipment from stock. Available in a wide variety of track widths and easily customized for travel speed and space limitations. Also available in Explosion Proof (EX) rating, enclosed track, free-wheeling and stainless steel construction. Please call for details. FOB Shipping Point.



DAVID ROUND RAILRUNNER® TRACTOR DRIVE											
Product No.	Cap. (lbs.)	Speed Range (FPM)	Flange Width	Wt. (lbs.)	Price Ea.	Product No.	Cap. (lbs.)	Speed Range (FPM)	Flange Width	Wt. (lbs.)	Price Ea.
HHE1/2	1000	40-210	2"-5"	150	\$2,491.00	HHE-6	12000	40-60	2"-5"	150	\$2,491.00
HHE-1	2000	40-210	2"-5"	150	2,491.00	HHG-6	12000	80-125	2"-8"	170	4,115.00
HHE-11/2	3000	40-210	2"-5"	150	2,491.00	HHF-8	16000	50-65	2"-8"	160	4,115.00
HHE-2	4000	40-190	2"-5"	150	2,491.00	HHF-10	20000	40-50	2"-8"	160	4,115.00
HHE-3	6000	40-125	2"-5"	150	2,491.00	HHG-10	20000	60-65	2"-8"	170	4,115.00
HHE-4	8000	40-75	2"-5"	150	2,491.00	HHF-12	24000	40	2"-8"	160	4,115.00
HHE-5	10000	40-75	2"-5"	150	2,491.00	HHG-15	30000	40-50	2"-8"	170	4,115.00



David Round General Purpose Winch

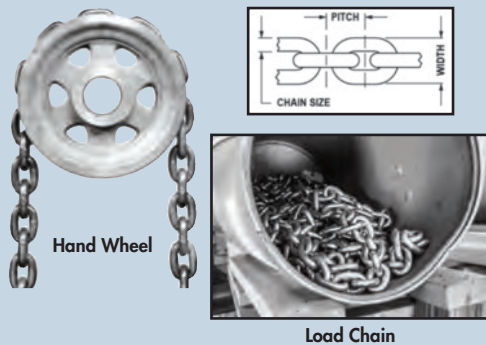
Leaders in their industry, David Round's General Purpose Winch is well suited for industrial and construction projects with up to 70 feet per minute line speed. Mechanical load brake is standard, an optional motor brake is available to provide additional security on lifting applications. Optional block and hook assembly is commonly used to double the capacity of these winches with many speed and power options available -- please call for details. FOB Shipping Point.

DAVID ROUND GENERAL PURPOSE WINCH								
Product No.	Cap. (lbs.)	Power	Line Speed (FPM)	Wire Rope Size	Drum Cap.	Control Type	Wt. (lbs.)	Price Ea.
HRocket51-R5	500	Electric	Up to 70	1/4"	125'	2-Button Pendant	100	\$4,672.00
HRocket51-R10	1000	Electric	Up to 70	1/4"	170'	2-Button Pendant	135	5,220.00
HRocket51-AR5	500	Air	Up to 70	1/4"	125'	2-Levers	100	6,297.00
HRocket51-AR10	1000	Air	Up to 70	1/4"	170'	2-Levers	135	6,899.00

David Round 202-Series® Winch

With up to 420' of 1/2" wire rope capacity, David Round's 202-Series® Winches are built to withstand the rigors of the most demanding industrial, marine, military and construction applications. The 202-Series® industrial winches have a long history of exceptionally rugged reliability and durability. Built and designed in the USA, they outlast, and outperform the competition. Quick ship options are available for both air and electric models. Proudly made in the USA for over 60 years. All products available in stainless steel with custom specs. Please call for details. FOB Shipping Point.

DAVID ROUND 202-SERIES® WINCH								
Product No.	Cap. (lbs.)	Power	Line Speed (FPM)	Wire Rope Size	Drum Cap.	Control Type	Wt. (lbs.)	Price Ea.
H202JR	4000	Electric	19'	3/8"	230'	2-Button Pendant	350	\$11,038.00
H202SR	10000	Electric	14'	1/2"	420'	2-Button Pendant	550	13,295.00
HA202JR	4000	Air	15'	3/8"	230'	2-Levers	275	12,445.00
HA202SR	10000	Air	11'	1/2"	420'	2-Levers	425	17,548.00



David Round Precision Engineered Chain

• Available by the foot.

David Round Company Precision Engineered Hand Chain is used to turn hand wheels on overhead doors, industrial windows, hard-to-reach valves and a sundry of other industrial applications. Hand Chain is not intended for load lifting. David Round load rated chain is utilized for heavy-duty lifting applications with capacities up to 50,400 lbs. All David Round chain is precision calibrated to mate perfectly with David Round sheaves. Available by the foot, chain is easily converted into loops. Made in the USA with all chain available in additional capacities and sizes -- please call for details. \$100.00 minimum order applies to all chain orders. FOB Shipping Point.

DAVID ROUND PRECISION ENGINEERED CHAIN								
Product No.	Description	Chain Size	Proof Test (lbs.)	Ultimate Strength	Pitch	Outside Width	Wt. (lbs./ft.)	Price Per/Ft.
HH33000	Hand Wheel Chain	5/32"	N/A	N/A	0.715"	0.755"	0.43	\$28.00
HH33003	Hand Wheel Chain	1/64"	N/A	N/A	1.045"	0.875"	0.58	28.00
HH33002	Load Chain	1/4"	2700	4500	0.734"	0.794"	0.58	29.00
HH33009	Load Chain	3/8"	6650	11000	1.014"	1.205"	1.37	34.00
HH33012	Load Chain	1/2"	15000	25000	1.44"	1.62"	2.26	46.00

David Round Chain Sheaves & Load Wheels

Since our inception in 1869, David Round Company is a recognized leader in providing reliable chain sheaves and chain wheels in the most demanding applications. Sheaves are typically center-bored, keyed to shafts or fitted with set screws. David Round's hand-wheel sheaves are used in low-load applications such as roll up doors and hard-to-reach valve actuation. Load wheel sheaves are designed for handling heavy loads such as furnace doors, ladles, and other process equipment. Sheaves come standard with a blank hub to be machined as needed upon arrival or machining options for sheaves and guides (bores, keyways and setscrews) are available on request. With capacities up to 10,080 lbs., all DRC sheaves are precision engineered to perfectly mate with DRC chain. Optional guides for hand wheel sheaves listed below. All products available in additional sizes and capacities upon request. Made in the USA. Sheave warranty is voided if not paired with David Round Chain. FOB Shipping Point.



DAVID ROUND CHAIN SHEAVES & LOAD WHEELS													
Product No.	Description	Cap. (lbs.)	Outer Dia.	Hub Dia.	Max Hub Bore	Hub Width	Flange	Material	Pockets	Matched Chain	Sheave Price Ea.	Optional Chain Guide	Optional Chain Guide Price Ea.
H33020HW	Hand Wheel Sheave	N/A	4.62"	2.62"	2.00	1.50	1.25	Aluminum	9	HH33000	\$319.00	H33070	\$536.00
H33021HW	Hand Wheel Sheave	N/A	5.88"	2"	1.5	1.38	1.38	Iron	11	HH33000	428.00	H33071	536.00
H33026	Hand Wheel Sheave	N/A	8.00"	1.75"	1.25	1.31	1.31	Iron	10	HH33003	428.00	H33065	536.00
H33020LW	Load Wheel Sheave	900	4.62"	2.62"	2.00	1.50	1.25	Aluminum	9	HH33002	319.00	N/A	N/A
H33021LW	Load Wheel Sheave	900	5.88"	2.00"	1.50	1.38	1.38	Iron	11	HH33002	428.00	N/A	N/A
H33035	Load Wheel Sheave	2200	10.00"	5.00"	3.00	3.50	1.88	Iron	12	HH33009	621.00	N/A	N/A
H33040	Load Wheel Sheave	5000	12.50"	5.50"	4.00	4.00	2.75	Iron	12	HH33012	1,349.00	N/A	N/A
H33051	Idler Sheave	5000	10.00"	3.50"	2.25	3.00	2.12	Iron	10	HH33012	749.00	N/A	N/A

Steel surcharges may apply.

LEVER HOISTS



CM TORNADO™ RATCHET LEVER HOIST 360°

Revolutionary Sidewinder™ lever handle allows for efficient operation in lifting and pulling applications. Ergonomically designed, the Tornado 360° lets the operator work up to 12 times faster and with as much as 30% less pull force than with conventional ratchet lever tools. FOB Shipping Point.

- First-of-its-kind foldable handle and 360° rotating lever increases productivity while reducing the risk of injury.
- Easy and smooth free chaining.
- Precise load positioning.
- Lightweight aluminum housing withstands rigorous use.
- Powder coated finish for added corrosion protection.
- 100% load tested gold chromate chain designed and manufactured in the U.S.A. by CM.
- Easy-to-inspect swivel hooks.

Product No.	Cap. (tons)	Lift Height	Wt. (lbs.)	Price Ea.
HTOR07505	¾	5'	14.6	\$583.47
HTOR07510	¾	10'	16.8	640.92
HTOR07515	¾	15'	19.0	698.36
HTOR07520	¾	20'	21.2	755.80
HTOR15005	1½	5'	21.0	875.66
HTOR15010	1½	10'	24.5	950.51
HTOR15015	1½	15'	28.1	1,025.38
HTOR15020	1½	20'	31.6	1,100.24

Additional lifts available.



HTOR07505

CM Bandit Ratchet Lever Hoist

Its compact, lightweight, durable and portable design, easy free-chaining feature and 360° rotating handle make it one of the most versatile hoists on the market. FOB Shipping Point.

- Easy free chaining.
- Easy operation with minimal handle effort, even in tight spaces.
- Enclosed Weston-type load for positive load positioning.
- Extra-wide hook throat openings for easy attachment.
- Impact-resistant stamped steel housing.
- Powder coated finish for added corrosion protection.
- 100% load tested gold chromate chain designed and manufactured in the U.S.A. by CM.

Product No.	Cap. (tons)	Lift Height	Wt. (lbs.)	Price Ea.
HBAN07505	¾	5'	14.2	\$475.83
HBAN07510	¾	10'	16.5	533.28
HBAN07515	¾	15'	15.0	590.71
HBAN15005	1½	5'	21.1	622.37
HBAN15010	1½	10'	24.6	697.22
HBAN15015	1½	15'	28.1	772.09
HBAN30005	3	5'	38.3	975.17
HBAN30010	3	10'	45.7	1,074.45
HBAN60005	6	5'	63.2	1,587.58
HBAN60010	6	10'	77.9	1,786.16

Additional lifts available.



HBAN07505

CM Series 602 & 603 Mini Ratchet Lever Hoist

The most compact ratchet lever hoists on the market. These lightweight and portable hoists operate just like larger lever hoists. They can easily fit in a tool box. FOB Shipping Point.

- Great for use in confined areas, even with one-handed operation.
- Easy and smooth free chaining.
- Precise load positioning.
- Powder-coat finish and plated load chain. provides extra protection.
- Rugged steel frame, gear case and cover.
- Easy-to-inspect swivel hooks.

Product No.	Cap. (lbs.)	Lift Height	Wt. (lbs.)	Price Ea.
H0210	550	5'	6	\$181.17
H0214	550	10'	7	198.03
H0215	1100	5'	7	232.76
H0216	1100	10'	8	243.22



H0210

H0215

CM Series 653 Lever Hoist

Features a short handle and minimal lever pull effort combined with high quality, rugged steel for close quarter pulling, stretching, and hoisting applications. Ideal for a wide array of applications. FOB Shipping Point.

- Impact resistant, stamped steel frame, gear case and cover for durability and light weight.
- Powder coated finish for added corrosion protection.
- Simple one-handed, free chaining for fast load attachment.
- Weston-style braking system for positive load control and positioning.
- Hardened steel chain for strength and long wear life.
- Forged upper and lower hooks with heavy cast steel latches.

Product No.	Cap. (tons)	Lift Height	Wt. (lbs.)	Price Ea.
H5310	¾	5'	19	\$297.04
H5311	¾	10'	21	326.25
H5312	¾	15'	26	351.03
H5328	1	5'	19	317.28
H5315	1½	5'	31	351.03
H5316	1½	10'	36	387.01
H5317	1½	15'	41	429.74
H5329	2	5'	31	478.01
H5320	3	5'	51	492.76
H5321	3	10'	59	560.30
H5330	6	5'	78	796.53
H5331	6	10'	94	927.04

Additional lifts available.



H5310

CM Series 640 Lever Hoist

Features a heavy-duty design for pulling and lifting applications. Built for ease of use, ease of maintenance and long life. FOB Shipping Point.

- Easy one-hand operation.
- Easy & smooth free chaining.
- Tough aluminum alloy construction.
- Weatherproof for outdoor service.
- Powder coated finish for added corrosion protection.
- Hoist alloy hardened steel link type load chain for strength, long wear life and flexibility.
- Forged upper and lower hooks with latches.

Product No.	Cap. (tons)	Lift Height	Wt. (lbs.)	Price Ea.
H4043	¾	5'	16	\$848.53
H4045	1½	5'	26	1,181.42
H4047	3	5'	38	1,529.68
H4050	6	5'	73	2,903.79

Additional lifts available.



H4043

ELECTRIC & AIR CHAIN HOISTS



CM Shopair Air Chain Hoist

Features superior lifting speeds, rugged design and precise load control in a portable air chain hoist. It is ideal for workstations or production line due to its compact design and very light weight. FOB Shipping Point.

- Industrial duty air motor for tough applications.
- Normal operating pressure 90 PSI.
- Small, compact design for commercial and industrial applications.
- Variable flow, two lever pendant for precise load control.
- Standard overload protection device.
- Low maintenance.
- Durable reduction gearing for reliable operation.
- Rugged case aluminum alloy frame with forged steel hooks.
- Chain container included.



LIFETIME WARRANTY

H2180



CM SHOPAIR AIR CHAIN HOIST					
Product No.	Cap. (lbs.)	Lift Height	Speed (fpm)	Wt. (lbs.)	Price Ea.
H2178/2063	250	10'	0 - 31	30	\$2,843.17
H2180	300	10'	0 - 31	30	2,843.17
H2182	500	10'	0 - 21	30	3,056.66
H2179/2064	500	10'	0 - 16	34	3,161.59
H2181	600	10'	0 - 16	34	3,161.59
H2183	1000	10'	0 - 11	34	3,382.32

Additional lifts available.

THE INDUSTRIAL LEADER IN ELECTRIC CHAIN HOISTS

CM LODESTAR® ELECTRIC CHAIN HOIST

Features quieter operation, an environment friendly design, easier access to components, higher duty cycles, less maintenance and enhanced safety features. FOB Shipping Point.

- Less maintenance and easier inspection.
- Easy access to the control panel and internal components.
- Longer service life with a heavy-duty motor and DC brake, lifetime grease-lubricated gear box and helical gearing.
- Quite operation.
- 5-pocket liftwheel for smoother lifting and longer chain life.
- Zinc-plated load chain protects against corrosion.
- Fabric chain container included as standard up to 20 ft. lift.



LIFETIME WARRANTY

H2702NH



CM LODESTAR ELECTRIC CHAIN HOIST							
115-1-60				230/460-3-60			
Product No.	Wt. (lbs.)	Product No.	Wt. (lbs.)	Cap. (tons)	Lift Height	Speed (f.p.m.)	Price Ea.
H2702NH	77	H2705NH	60	1/8	10'	32	\$2,798.86
H2712NH	67	H2715NH	64	1/8	10'	60	3,131.75
H2722NH	53	H2725NH	61	1/8	10'	16	3,246.63
H2732NH	61	H2735NH	64	1/8	10'	32	3,416.70
H2752NH	61	H2755NH	65	1/2	10'	16	3,711.59
H3512NH	110	H3515NH	110	1/2	10'	32	4,112.34
		H3545NH	117	1/2	10'	64	5,877.22
H2762NH	72	H2765NH	73	1	10'	8	3,935.93
H3522NH	113	H3525NH	110	1	10'	16	4,146.71
		H3555NH	117	1	10'	32	5,779.53
H3532NH	131	H3535NH	130	2	10'	8	5,092.93
		H3565NH	135	2	10'	16	6,503.21
H9501NH	158	H9505NH	158	3	10'	5.5	6,230.01
		H9508NH	162	3	10'	11	7,225.99

*Metal chain container available for additional charge. Additional lifts available.

AN ALTERNATIVE TO AIR HOISTS

CM SHOPSTAR® VS VARIABLE SPEED ELECTRIC CHAIN HOIST

Built for rugged industrial applications where precision load control is critical. This durable hoist features a high H4-plus duty cycle and a compact design ideal for use at workstations and production lines. The ShopStar VS is a superior alternative to air hoists. FOB Shipping Point.

- Permanent or portable solution.
- Precise load positioning.
- Rugged and durable construction.
- Low maintenance.
- Compact design, ideal for use in tight spaces.
- Standard overload protection device.
- H4 plus duty cycle with 300+ motor starts per hour.



LIFETIME WARRANTY

HVS0250A1



CM SHOPSTAR VS VARIABLE SPEED ELECTRIC CHAIN HOIST

2 SPEED					
Product No.	Cap. (lbs.)	Lift Height	Max. Speed (fpm)	Wt. (lbs.)	Price Ea.
HVS0250A1	250	10'	63	30	\$3,134.46
HVS0500A1	500	10'	39	30	3,253.87
HVS1000A1	1000	10'	20	38	3,509.87
2-STEP Inf. VARIABLE SPEED					
HVS0250A2	250	10'	63	30	3,134.46
HVS0500A2	500	10'	39	30	3,253.87
HVS1000A2	1000	10'	20	38	3,509.87
3 SPEED					
HVS0250A3	250	10'	63	30	3,376.89
HVS0500A3	500	10'	39	30	3,489.97
HVS1000A3	1000	10'	20	38	3,744.16
3-STEP Inf. VARIABLE SPEED					
HVS0250A4	250	10'	63	30	3,376.89
HVS0500A4	500	10'	39	30	3,489.97
HVS1000A4	1000	10'	20	38	3,744.16

Additional lifts available.

CM Shopstar Electric Chain Hoist

Built for rugged industrial use. This durable hoist features high H4 duty cycles and a compact design ideal for use at workstations and production lines. Standard overload device helps prevent damaging overloads. FOB Shipping Point.

- Permanent or portable solution.
- Rugged and durable construction.
- Low maintenance.
- Compact design, ideal for use in tight spaces.
- Standard overload protection device.
- H4 duty cycle with 300 motor starts per hour.
- Chain container included.



LIFETIME WARRANTY

H2069/2063



CM SHOPSTAR ELECTRIC CHAIN HOIST							
115-1-60		230-3-60		460-6-60			
Product No.	Product No.	Product No.	Cap. (lbs.)	Lift Height	Speed (fpm)	Wt. (lbs.)	Price Ea.
H2069/2063	H2071/2063	H2072/2063	250	10	16	29	\$2,141.20
	H2076/2063	H2077/2063	250	10	24	29	2,187.49
	H2081/2063	H2082/2063	250	10	40	29	2,234.38
H2089/2063	H2091/2063	H2092/2063	500	10	12	29	2,543.75
	H2080/2063	H2084/2063	500	10	16	29	2,588.99
	H2099/2063	H2100/2063	500	10	24	29	2,638.74
H2109/2063	H2111/2064	H2112/2064	1000	10	6	35.4	2,771.71
	H2119/2064	H2121/2064	1000	10	12	35.4	2,815.13

Additional lifts available.

HAND CHAIN HOISTS & TROLLEYS



CM Cyclone Hand Chain Hoist

Features superior engineering, efficiency and durability and is considered one of the most popular and reliable hand chain hoists ever designed. FOB Shipping Point.

- Standard load limiter for overload protection.
- Weston-style brake for positive load control.
- High-efficiency spur gearing for greater lift with minimum effort.
- Rugged chain for added strength and durability.
- Fully machined, forged liftwheel pockets for easier lifting and smooth free chaining.
- High-strength aluminum alloy castings in frame and covers.



LIFETIME WARRANTY

CM CYCLONE HAND CHAIN HOIST						
Product No.	Cap. (tons)	Lift Height	Wt. (lbs.)	Price Ea.	Hand & Load Chain	Load Chain Only
H4621	1/4	10'	37	\$1,403.04	\$43.74	\$26.96
H4622	1/2	10'	37	\$1,403.04	\$43.74	\$26.96
H4624	1	10'	40	\$1,649.09	\$48.79	\$32.01
H4625	1 1/2	10'	65	\$2,211.76	\$53.67	\$36.89
H4626	2	10'	70	\$2,524.75	\$53.67	\$36.89
H4627	3	10'	96	\$3,480.01	\$78.33	\$61.55
H4628	4	10'	103	\$4,138.57	\$78.33	\$61.55
H4629	5	10'	138	\$4,925.58	\$100.99	\$84.21
H4630	6	10'	132	\$4,959.05	\$100.99	\$84.21
H4631	8	10'	235	\$7,483.80	\$123.00	\$106.22
H4632	10	10'	249	\$8,062.75	\$149.49	\$132.71

Standard hand chain is 2 ft. less than lift. Additional lifts available.



H4621

CM Series 622 Hand Chain Hoist

Features a simple, efficient and economical design. Its compact design, low headroom and lightweight steel construction makes this hoist easy to install, even in confined spaces. FOB Shipping Point.

- Hardened load chain for flexibility and long wear.
- Hand wheel cover with guide slots minimizes jamming and slipping.
- Easy to maintain.
- Weston-style brake for positive load control.
- Forged swivel hooks with latches reduce twisting of chain and unintentional unhooking.
- One-year warranty.

CM SERIES 622 HAND CHAIN HOIST				
Product No.	Cap. (tons)	Lift Height	Wt. (lbs.)	Price Ea.
H2255	1/2	10'	18	\$183.47
H2256	1	10'	26	\$208.99
H2258	2	10'	61	\$421.66
H2259	3	10'	85	\$516.42
H2260	5	10'	91	\$986.03

Standard hand chain is 2' less than lift. Additional lifts available.



H2255

CM Hurricane™ Mini 360°

Smallest hand chain hoist with full 360-degree rotation, providing flexibility and versatility for narrow applications. Small, lightweight and ideal for multi-angle applications allowing the operator to lift from virtually any position. FOB Shipping Point.

- Light to carry and easy to store.
- Patented 360° rotating hand chain cover.
- Built for durability and reliability.
- Perfect for everyday applications.

CM HURRICANE™ MINI 360°				
Product No.	Lift Height	Cap. (tons)	Wt. (lbs.)	Price Ea.
HMHU02510	10"	1/4	6	\$294.00
HMHU02515	15"	1/4	13	\$370.89
HMHU02520	20"	1/4	18	\$425.17
HMHU05010	10"	1/2	9	\$366.37
HMHU05015	15"	1/2	18	\$440.54
HMHU05020	20"	1/2	26	\$515.63



HMHU02510

CM HURRICANE™ 360° HAND CHAIN HOIST

The Hurricane's patented chain cover rotates a full 360 degrees, allowing loads to be lifted, positioned or pulled from virtually any angle - even in confined spaces. FOB Shipping Point.

- Rotating hand chain cover allows the chain to rotate a full 360 degrees for safe & efficient operation from any direction.
- Weston-style braking system provides positive load control.
- Standard load limiter provides simple, automatic overload protection to prevent injuries.
- Rugged and durable for long life.
- Easy to maintain.
- OPERATE FROM VIRTUALLY ANY ANGLE:
 - In tight spaces.
 - From above the load.
 - For drifting applications.
 - To maintain safe distance from load or hazards.

LIFETIME WARRANTY

CM HURRICANE HAND CHAIN HOIST						
Product No.	Cap. (tons)	Lift Height	Wt. (lbs.)	Price Ea.	Hand & Load Chain	Load Chain Only
H5623A	1/2	10'	18.5	\$387.17	\$19.84	\$11.24
H5624A	1/2	15'	28	\$487.58	\$19.84	\$11.24
H5625A	1/2	20'	29.3	\$588.00	\$19.84	\$11.24
H5626A	1	10'	26.5	\$440.54	\$21.32	\$12.71
H5627A	1	15'	37	\$546.38	\$21.32	\$12.71
H5628A	1	20'	39.7	\$652.22	\$21.32	\$12.71
H5629A	2	10'	42.1	\$686.59	\$28.95	\$11.76
H5630A	2	15'	57	\$804.66	\$28.95	\$11.76
H5631A	2	20'	60.4	\$922.70	\$28.95	\$11.76

Standard hand chain is 2' less than lift. Additional lifts available.



H5623A

CM HTP Plain Type Trolley

Trolleys can easily be installed in seconds for exact positioning or seamless traversing of loads with manual or powered hoists. HTP Clevis Trolleys are compatible with nearly any Columbus McKinnon hoist brand or model, so you're free to use whatever manual or powered hoist you have or need. FOB Shipping Point.

- Quick, simple installation in seconds.
- Truly universal trolley.
- Smooth, reliable operation.
- Wrap-around steel guards.
- Adjustments are made by rotating the clevis to prevent creeping to the left or right.
- Wheels are pre-lubricated with encapsulated ball bearings for smooth rolling.

CM HTP PLAIN TYPE TROLLEY					
Product No.	Cap. (tons)	Flange Width	Flange Thickness	Wt. (lbs.)	Price Ea.
HJKHTP0050A	1/2	2.0 - 8.7"	1"	18	\$194.49
HJKHTP0100A	1	2.0 - 8.7"	1"	20	\$229.78
HJKHTP0200A	2	2.6 - 8.7"	1"	35	\$319.33
HJKHTP0300A	3	2.3 - 8.7"	1"	71	\$606.09
HJKHTP0500A	5	3.6 - 8.7"	1"	106	\$922.70
HJKHTP0050B	1/2	6.3 - 11.9"	1.6"	23	\$411.18
HJKHTP0100B	1	6.3 - 11.9"	1.6"	26	\$275.91
HJKHTP0200B	2	6.3 - 11.9"	1.6"	43	\$370.89
HJKHTP0300B	3	6.3 - 11.9"	1.6"	79	\$651.32
HJKHTP0500B	5	7.1 - 11.9"	1.6"	115	\$972.45



ELECTRIC HOISTS

RAZE


RZMSP Electric Hoist

Standard Features Include:

- Single Speed.
- Lightweight aluminum alloy body with compact design.
- Upper and lower limit switches for safe lifting and lowering.
- Electro-magnetic disc brakes provide smooth breaking with little noise.
- FOB Shipping Point.

Extended Warranties
Available

Product No.	Cap. (lbs.)	Lift (ft.)	ELECTRIC HOIST				Wt. (lbs.)	Price Ea.
			Chain Falls	Speed (FPM)	HP			
HRZMSP-10	800	10	2	7	1/5		32	\$1,524.00
HRZMSP-15	800	15	2	7	1/5		36	1,608.00
HRZMSP-20	800	20	2	7	1/5		40	1,704.00



RAZE PRO-V2 Electric Chain Hoist


Standard Features include:

- Dual Speed.
- Grade 80 case hardened alloy steel chain.
- Aluminum alloy casting, features rigid structure and light weight.
- Motor framed with radiant cooling fins for heat dissipation, permits (dual speed 40/20%, 15%) duty cycle.
- Electro-Magnetic Brake Controller, features simultaneous braking upon release of P.B. even under full load.
- Limit Switch - Fitted at both top and bottom ends, shuts off power automatically to prevent load chain from running out.
- Mechanical Brake - Advanced design, assures secure braking even under overload in conjunction with motor brake, features "DOUBLE BRAKE SYSTEM" for safety and durability in hoist operation.
- Magnetic Contactor - High performance non-fuse circuit breakers allow frequent trouble cycling with free operation.
- Phase Error Relay - A specially designed electric board prevents motor from running at reversed phased.
- FOB Shipping Point.

Product No.	Cap. (tons)	Lift (ft.)	Chain Falls	Speed (FPM)	HP	Amps		Wt. (lbs.)	Price Ea.
						230v	460v		
HRZD-050	1/2	20	1	26/9	2.4	8.6/6.8	4.5/3.8	121	\$2,295.00
HRZD-100	1	20	1	18/6	2.4	8.6/6.8	4.5/3.8	121	2,595.00
HRZD-200	2	20	2	9/3	2.4	8.6/6.8	4.5/3.8	142	3,595.00
HRZD-300	3	20	2	17/6	5	18/12	10/7.2	309	5,342.00
HRZD-500	5	20	2	11/4	5	18/12	10/7.2	337	6,723.00

Push, Geared and Motorized
Trolleys Available

Several other products available - Call for pricing



Gantries, Manual Products, Lever Hoists, Trolleys

CONVEYOR ROLLERS



Conveyor Rollers

• Corrosion resistant and cost effective.

Great for corrosion resistant and wash down applications, PVC conveyor rollers are a cost effective alternative. Choose from a variety of bearing capacities and roller diameters for your specific application. Stainless steel rollers with all stainless steel bearings are perfect for heavier applications. FOB Shipping Point.



CONVEYOR ROLLERS							
Product No.	O.D. Tubing	Gauge	Axle Size	Wt. (lbs.)	Price For 8"	Max Length	Price Per Add'l. Inch
PVC TUBE W/DELIN RESIN BEARINGS							
H.840PVC.25SS	.840"	0.145"	1/4" RD	.85	\$33.00	22"	\$1.35
H1.18PVC.25SS	1.18"	0.145"	1/4" RD	1	29.88	24"	1.53
H1.18PVC.3125SS	1.18"	0.145"	5/8" HEX	1.3	34.94	24"	1.53
H1.375PVC.25SS	1.375"	0.145"	1/4" RD	1.4	35.65	24"	1.76
H1.375PVC.3125SS	1.375"	0.145"	5/8" HEX	1.5	39.65	24"	1.76
H1.375PVC.4375SS	1.375"	0.145"	5/8" HEX	2.7	40.65	30"	1.76
H1.9PVC.25SS	1.9"	0.145"	1/4" RD	2.9	36.71	36"	1.94
H1.9PVC.3125SS	1.9"	0.145"	5/8" HEX	3	37.94	36"	1.94
H1.9PVC.4375SS	1.9"	0.145"	5/8" HEX	3.75	40.35	36"	1.94
STAINLESS STEEL TUBE W/SS BEARINGS							
H1.9SS.4375SS	1.9"	16 ga.	5/8" HEX	5.75	159.82	36"	5.18



PVC




Stainless Steel

Extruded Aluminum Conveyors

• Available with PVC or Stainless steel rollers.

For high visibility applications, extruded aluminum conveyors are the perfect answer. These aesthetically pleasing conveyors are available with PVC or Stainless steel rollers and in a variety of widths and lengths. FOB Shipping Point.

EXTRUDED ALUMINUM CONVEYORS					
Product No.	Length	Width	Roller Centers	Wt. (lbs.)	Price Ea.
HEAC-12-2.16-5	5'-0"	12" BF	2.16"	70	\$1,900.00
HEAC-12-4.32-5	5'-0"	12" BF	4.32"	42	1,477.00
HEAC-12-6.48-5	5'-0"	12" BF	6.48"	34	1,342.00
HEAC-12-2.16-10	10'-0"	12" BF	2.16"	134	3,442.00
HEAC-12-4.32-10	10'-0"	12" BF	4.32"	78	2,671.00
HEAC-12-6.48-10	10'-0"	12" BF	6.48"	60	2,436.00
HEAC-18-2.16-5	5'-0"	18" BF	2.16"	35	2,030.00
HEAC-18-4.32-5	5'-0"	18" BF	4.32"	45	1,530.00
HEAC-18-6.48-5	5'-0"	18" BF	6.48"	35	1,436.00
HEAC-18-2.16-10	10'-0"	18" BF	2.16"	140	3,665.00
HEAC-18-4.32-10	10'-0"	18" BF	4.32"	81	2,783.00
HEAC-18-6.48-10	10'-0"	18" BF	6.48"	62	2,606.00
HEAC-24-2.16-5	5'-0"	24" BF	2.16"	76	2,142.00
HEAC-24-4.32-5	5'-0"	24" BF	4.32"	45	1,659.00
HEAC-24-6.48-5	5'-0"	24" BF	6.48"	36	1,465.00
HEAC-24-2.16-10	10'-0"	24" BF	2.16"	145	3,889.00
HEAC-24-4.32-10	10'-0"	24" BF	4.32"	85	2,995.00
HEAC-24-6.48-10	10'-0"	24" BF	6.48"	68	2,659.00



Extruded Aluminum Supports

Extruded aluminum supports are available in a variety of widths and elevations. FOB Shipping Point.

Product No.	Adj. Height	Wt. (lbs.)	Price Ea.
HEAC-SUPPORT	20" - 37"	13	\$489.00

Steel and aluminum surcharge may apply.

Stainless Steel Conveyors

• For wash down or corrosive applications.

Stainless Steel Conveyors are a good solution for wash down or corrosive applications. These heavy duty conveyors are available with 1.9" dia. stainless steel rollers with heavy duty stainless steel bearings and in a variety of widths and lengths. FOB Shipping Point.

STAINLESS STEEL CONVEYORS					
Product No.	Length	Width	Roller Centers	Wt. (lbs.)	Price Ea.
HSS-12-3-5	5'-0"	12" BF	3"	140	\$4,371.00
HSS-12-6-5	5'-0"	12" BF	6"	95	3,065.00
HSS-12-3-10	10'-0"	12" BF	3"	245	7,853.00
HSS-12-6-10	10'-0"	12" BF	6"	200	5,259.00
HSS-18-3-5	5'-0"	18" BF	3"	145	5,053.00
HSS-18-6-5	5'-0"	18" BF	6"	100	3,465.00
HSS-18-3-10	10'-0"	18" BF	3"	255	9,189.00
HSS-18-6-10	10'-0"	18" BF	6"	215	5,936.00
HSS-24-3-5	5'-0"	24" BF	3"	150	5,200.00
HSS-24-6-5	5'-0"	24" BF	6"	110	3,500.00
HSS-24-3-10	10'-0"	24" BF	3"	265	9,495.00
HSS-24-6-10	10'-0"	24" BF	6"	230	6,065.00
HSS-30-3-5	5'-0"	30" BF	3"	155	5,859.00
HSS-30-6-5	5'-0"	30" BF	6"	115	4,159.00
HSS-30-3-10	10'-0"	30" BF	3"	275	10,300.00
HSS-30-6-10	10'-0"	30" BF	6"	245	7,412.00



Stainless Steel Supports

Stainless steel supports are available in a variety of widths and elevations. FOB Shipping Point.



Product No.	Adj. Height	Wt. (lbs.)	Price Ea.
HSS-SUPPORT	36" - 42"	20	\$1,106.00

\$215 Minimum Order

CONVEYOR TABLE & SAFETY GATES



Conveyor Table

- 100 lb. capacity per linear foot.
- Approximately 63' when fully extended.

This multi-use conveyor table features omni-directional wheels allowing travel in any direction, includes an extra handle. The conveyor can be split into two sections for dual use. Height ranges from approximately 26" to 42" fully extended. Stacking sections provide for compact storage footprint. FOB Shipping Point.



Shown Extended



Shown Stacked


Product No.	Height Ranges	CONVEYOR TABLE		Wt. (lbs.)	Price Ea.
		Folded Length	Expanded Length		
HBEXCONV-60	26 - 42"	10'	63'	1225	\$8,250.00

Surcharge may apply.

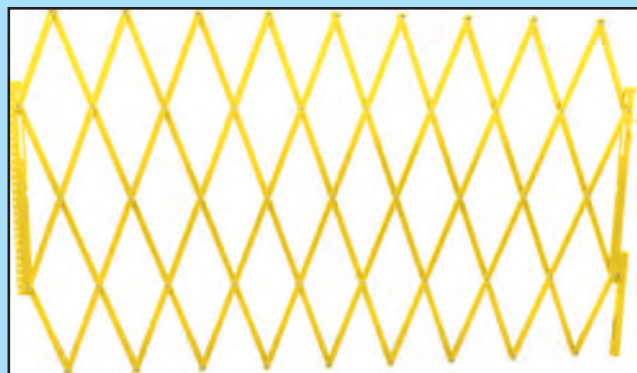
Safety Barricade Gate

- Choose from Steel or Fiberglass.
- Gate color - Yellow.

Both versions have the capability to close down aisles from a few feet up to 12 feet wide. Gates include bracket sets that can attach to different types of uprights. The Fiberglass version is flexible and less susceptible to damage if struck by equipment. Gates have adjustable leading edge rollers to support the gate as it extends. Yellow is standard. FOB Shipping Point.



Fiberglass Gate



Steel Gate

Product No.	Material	Height	SAFETY BARRICADE GATE		Wt. (lbs.)	Price Ea.
			Collapsed Length	Extended Length		
HSAFETYGATEFIBERGLASS-Y*	Fiberglass	48"	14"	12'	31	\$320.00/Set of 2
HSAFETYGATE-Y	Steel	52"	10"	12'	30	150.00

*Sold by set of two.

POWERED BELT CONVEYORS

Heavy Duty Slider Bed Power Conveyor

- Where power, performance and efficiency are needed, slider bed conveyors do the job.
- Designed for semi-permanent installation to move parts, packages, etc.

Driven by a dependable ½ H.P. 115/1/60 motor. Long wearing belt is PVC construction. Rugged 12 ga. formed frame features a 4" dia. lagged pulley. Belt travels 60 F.P.M. Supports included for 30" conveyor height. Does not include electrical controls. FOB Shipping Point.

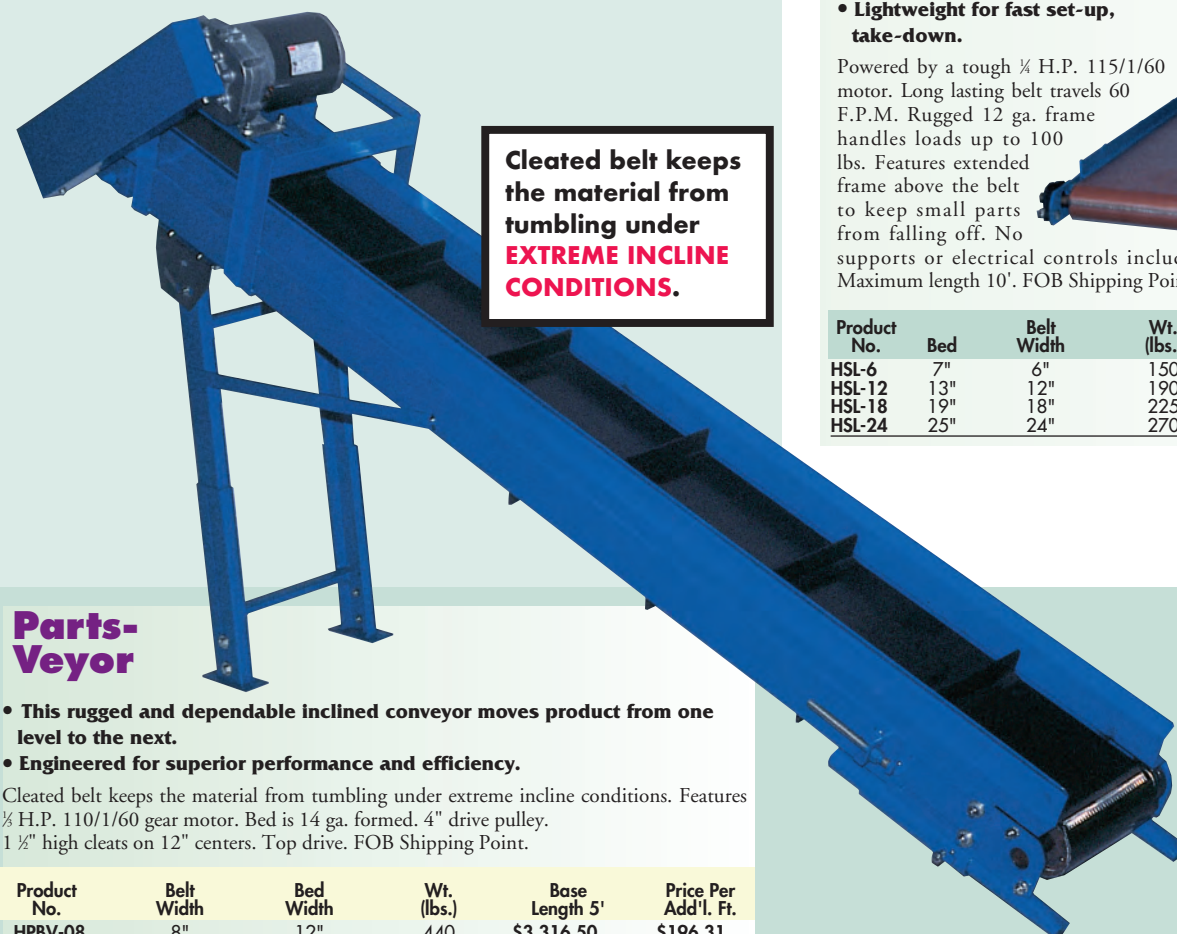
Product No.	Bed	Belt Width	Wt. (lbs.)	Base Length 5'	Price Per Add'l. Ft.
HHDSB12	16"	12"	261	\$3,593.70	\$88.11
HHDSB16	20"	16"	292	3,791.70	107.91
HHDSB18	22"	18"	301	3,841.20	114.84
HHDSB20	24"	20"	332	3,900.60	119.79
HHDSB24	28"	24"	354	4,187.70	140.58

Mini-Veyors

- Designed to efficiently handle small parts in areas where space is limited.
- Narrow 2½" profile fits in hard to reach places.

¼ H.P. 115/1/60 gear motor with 2" drive pulley delivers smooth running performance with 100 lb. capacity. 14 ga. formed bed and long lasting neoprene belt. Standard 60 F.P.M. pulling speed. No stands or electrical controls included. FOB Shipping Point.

Product No.	Bed	Belt Width	Wt. (lbs.)	Base Length 5'	Price Per Add'l. Ft.
HBMV-06	7"	6"	148	\$2,306.70	\$64.35
HBMV-12	13"	12"	186	2,415.60	82.17
HBMV-18	19"	18"	220	2,603.70	110.88
HBMV-24	25"	24"	264	2,781.90	127.71



Parts-Veyor

- This rugged and dependable inclined conveyor moves product from one level to the next.
- Engineered for superior performance and efficiency.

Cleated belt keeps the material from tumbling under extreme incline conditions. Features ½ H.P. 110/1/60 gear motor. Bed is 14 ga. formed. 4" drive pulley. 1 ½" high cleats on 12" centers. Top drive. FOB Shipping Point.

Product No.	Belt Width	Bed Width	Wt. (lbs.)	Base Length 5'	Price Per Add'l. Ft.
HPBV-08	8"	12"	440	\$3,316.50	\$196.31
HPBV-12	12"	16"	480	3,554.10	246.28
HPBV-16	16"	20"	585	4,257.00	312.75



SLIM LINE Power Conveyor

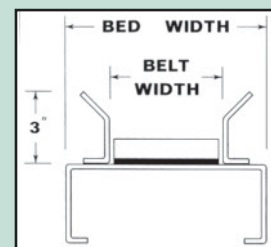
- Affordable portable conveyor that is ideal for loading/unloading, incline transfer of packages or machine filling requirements.
- Lightweight for fast set-up, take-down.

Powered by a tough ¼ H.P. 115/1/60 motor. Long lasting belt travels 60 F.P.M. Rugged 12 ga. frame handles loads up to 100 lbs. Features extended frame above the belt to keep small parts from falling off. No supports or electrical controls included. Maximum length 10'. FOB Shipping Point.



Product No.	Bed	Belt Width	Wt. (lbs.)	Base Length 5'	Price Per Add'l. Ft.
HSL-6	7"	6"	150	\$2,336.40	\$63.36
HSL-12	13"	12"	190	2,465.10	81.18
HSL-18	19"	18"	225	2,643.30	108.90
HSL-24	25"	24"	270	2,831.40	125.73

Surcharge may apply.




MATERIAL TRANSFER EQUIPMENT

Swing Stick Extension

- Packages glide easily over smooth rolling balls.

5' rigid frame aluminum Swing Stick with 3" axle centers attaches to the end of either of these conveyors. It can extend up into truck beds making loading and unloading fast and more efficient. When it is not in use, it nests on top of the conveyor. FOB Shipping Point.



(Swing stick extension)

SWING STICK EXTENSION						
Length	Width	Wheels Per Axle	Cap. (lbs.)	Product No.	Wt. (lbs.)	Price Ea.
5'	14"	6	275	HSTK-145	45	\$641.52
5'	18"	6	275	HSTK-185	48	702.90
5'	24"	9	275	HSTK-245	56	886.05



Surcharge may apply.

Accordion Expandable Conveyor

- Expands, contracts, twists and turns to provide flexible conveyor use.
- Sets up in seconds, folds up for space-saving storage.

Expands to 4 times its length. Twists around corners and obstructions. Sections bend in either direction around a 21" radius. Rolls on long wearing 5" x 1½" rubber swivel casters with foot locks. Heavy duty tie rods. Height adjusts from 28" to 44". Includes 1 box stop and 1 set of hook couplers per unit. FOB Shipping Point.

MEDIUM DUTY ACCORDION EXPANDABLE CONVEYOR													
NYLON WHEELS							PLASTIC WHEELS				STEEL WHEELS		
Adj. Length	Width	Cap. (lbs.) Per Ft.	Leg Sets Per Unit	Wheels Per Axle	Product No.	Wt. (lbs.)	Price Ea.	Product No.	Wt. (lbs.)	Price Ea.	Product No.	Wt. (lbs.)	Price Ea.
2' - 8'	14"	226	3	6	H214-8N	130	\$1,207.36	H214-8P	130	\$1,321.76	H214-8S	150	\$1,330.56
3' - 12'	14"	226	4	6	H214-12N	165	1,506.56	H214-12P	165	1,669.36	H214-12S	190	1,680.80
4' - 16'	14"	226	5	6	H214-16N	210	1,856.80	H214-16P	210	2,063.60	H214-16S	240	2,076.80
5' - 20'	14"	226	6	6	H214-20N	245	2,168.32	H214-20P	245	2,418.24	H214-20S	280	2,433.20
6' - 24'	14"	226	7	6	H214-24N	280	2,477.20	H214-24P	280	2,766.72	H214-24S	320	2,784.32
7' - 28'	14"	226	8	6	H214-28N	350	2,976.16	H214-28P	350	3,314.08	H214-28S	400	3,335.20
8' - 32'	14"	226	9	6	H214-32N	385	3,315.84	H214-32P	385	3,697.76	H214-32S	440	3,722.40
9' - 36'	14"	226	10	6	H214-36N	430	3,615.92	H214-36P	430	4,034.80	H214-36S	490	4,061.20
10' - 40'	14"	226	11	6	H214-40N	465	3,911.60	H214-40P	465	4,371.84	H214-40S	530	4,400.00
2' - 8'	18"	226	3	6	H218-8N	150	1,286.56	H218-8P	150	1,434.40	H218-8S	170	1,443.20
3' - 12'	18"	226	4	6	H218-12N	195	1,657.04	H218-12P	195	1,812.80	H218-12S	220	1,830.40
4' - 16'	18"	226	5	6	H218-16N	250	2,074.16	H218-16P	250	2,257.20	H218-16S	280	2,279.20
5' - 20'	18"	226	6	6	H218-20N	290	2,423.52	H218-20P	290	2,661.12	H218-20S	330	2,675.20
6' - 24'	18"	226	7	6	H218-24N	335	2,784.32	H218-24P	330	3,062.40	H218-24S	380	3,088.80
7' - 28'	18"	226	8	6	H218-28N	415	3,330.80	H218-28P	415	3,656.40	H218-28S	470	3,691.60
8' - 32'	18"	226	9	6	H218-32N	455	3,603.60	H218-32P	455	4,070.88	H218-32S	520	4,118.40
9' - 36'	18"	226	10	6	H218-36N	500	4,072.64	H218-36P	500	4,474.80	H218-36S	570	4,505.60
10' - 40'	18"	226	11	6	H218-40N	555	4,489.76	H218-40P	555	4,861.12	H218-40S	635	4,901.60
11' - 44'	18"	226	12	6	H218-44N	595	4,800.40	H218-44P	595	5,280.00	H218-44S	680	5,319.60
12' - 48'	18"	226	13	6	H218-48N	660	5,141.84	H218-48P	660	5,660.16	H218-48S	750	5,720.00
13' - 52'	18"	226	14	6	H218-52N	720	5,480.64	H218-52P	720	6,035.04	H218-52S	820	6,080.80
14' - 56'	18"	226	15	6	H218-56N	760	6,036.80	H218-56P	860	6,635.20	H218-56S	870	6,695.04
15' - 60'	18"	226	16	6	H218-60N	800	6,369.44	H218-60P	800	7,004.80	H218-60S	920	7,047.92
2' - 8'	24"	226	3	8	H224-8N	175	1,341.12	H224-8P	175	1,475.76	H224-8S	200	1,484.56
3' - 12'	24"	226	4	8	H224-12N	230	1,738.88	H224-12P	230	1,920.16	H224-12S	260	1,931.60
4' - 16'	24"	226	5	8	H224-16N	295	2,200.00	H224-16P	295	2,439.36	H224-16S	335	2,455.20
5' - 20'	24"	226	6	8	H224-20N	350	2,587.20	H224-20P	350	2,875.84	H224-20S	400	2,895.20
6' - 24'	24"	226	7	8	H224-24N	400	2,972.64	H224-24P	400	3,308.80	H224-24S	460	3,327.28
7' - 28'	24"	226	8	8	H224-28N	495	3,504.16	H224-28P	495	3,887.84	H224-28S	565	3,911.60
8' - 32'	24"	226	9	8	H224-32N	545	3,946.80	H224-32P	545	4,389.44	H224-32S	620	4,417.60
9' - 36'	24"	226	10	8	H224-36N	595	4,324.32	H224-36P	595	4,810.08	H224-36S	680	4,841.76
10' - 40'	24"	226	11	8	H224-40N	665	4,694.80	H224-40P	665	5,227.20	H224-40S	760	5,262.40
11' - 44'	24"	226	12	8	H224-44N	715	5,133.92	H224-44P	715	5,711.20	H224-44S	820	5,746.40
12' - 48'	24"	226	13	8	H224-48N	790	5,500.00	H224-48P	790	6,120.40	H224-48S	900	6,160.00
13' - 52'	24"	226	14	8	H224-52N	860	5,834.40	H224-52P	860	6,529.60	H224-52S	985	6,573.60
14' - 56'	24"	226	15	8	H224-56N	910	6,432.80	H224-56P	910	7,154.40	H224-56S	1040	7,189.60
15' - 60'	24"	226	16	8	H224-60N	965	6,788.32	H224-60P	965	7,480.00	H224-60S	1100	7,506.40

Heavy Duty Accordion Wheel Conveyor

- Features double cross braces and double wall inner leg supports.

- 7 ga. side links with black epoxy finish.
- 275 lb. load capacity per lineal foot when fully extended. 28" - 36" height adjustment. FOB Shipping Point.

HEAVY DUTY ACCORDIAN EXPANDABLE CONVEYOR													
NYLON WHEELS								PLASTIC WHEELS				STEEL WHEELS	
Width	Adj. Length	Cap. (lbs.) Per Foot	Legs Sets Per Unit	Wheels Per Axle	Product No.	Wt. (lbs.)	Price Ea.	Product No.	Wt. (lbs.)	Price Ea.	Product No.	Wt. (lbs.)	Price Ea.
18"	3'7"-12'2"	275	4	6	H418-12N	220	\$3,124.00	H418-12P	220	\$3,141.60	H418-12S	275	\$3,162.72
18"	6'8"-23'2"	275	7	6	H418-24N	380	3,951.20	H418-24P	380	3,977.60	H418-24S	475	4,004.00
18"	10'3"-35'4"	275	10	6	H418-36N	575	4,781.04	H418-36P	575	4,810.96	H418-36S	718	4,841.76
18"	14'4"-49'5"	275	14	6	H418-48N	820	5,790.40	H418-48P	820	5,825.60	H418-48S	1025	5,859.92
18"	17'5"-60'5"	275	17	6	H418-60N	980	6,644.00	H418-60P	980	6,688.00	H418-60S	1225	6,730.24
24"	3'7"-12'2"	275	4	9	H424-12N	255	3,962.64	H424-12P	255	3,988.16	H424-12S	318	4,012.80
24"	6'8"-23'2"	275	7	9	H424-24N	450	4,797.76	H424-24P	450	4,829.44	H424-24S	562	4,857.60
24"	10'3"-35'4"	275	10	9	H424-36N	675	5,632.00	H424-36P	675	5,667.20	H424-36S	844	5,711.20
24"	14'4"-49'5"	275	14	9	H424-48N	960	6,629.04	H424-48P	960	6,670.40	H424-48S	1200	6,710.88
24"	17'5"-60'5"	275	17	9	H424-60N	1155	7,485.28	H424-60P	1155	7,531.04	H424-60S	1444	7,581.20
30"	3'7"-12'2"	275	4	12	H430-12N	300	4,671.04	H430-12P	300	4,701.84	H430-12S	375	4,732.64
30"	6'8"-23'2"	275	7	12	H430-24N	525	5,506.16	H430-24P	525	5,541.36	H430-24S	656	5,575.68
30"	10'3"-35'4"	275	10	12	H430-36N	790	6,340.40	H430-36P	790	6,380.88	H430-36S	988	6,420.48
30"	14'4"-49'5"	275	14	12	H430-48N	1140	7,356.80	H430-48P	1140	7,402.56	H430-48S	1425	7,447.44
30"	17'5"-60'5"	275	17	12	H430-60N	1370	8,213.92	H430-60P	1370	8,263.20	H430-60S	1712	8,316.00

POWERED & SPECIALTY ROLLERS

Ball Transfer Rails

- Packages glide easily over smooth rolling balls.

These single frame rails are custom designed for transfer systems -- allows for fast change-of-load directions. Built for rugged durable use. FOB Shipping Point.

1" BALL WITH 1/4" STEM - 2 1/2 x 1" - 12 GA. GALVANIZED CHANNEL							
Ball Center Spacing	Cap. Ball (lbs.)	Product No.	5' Section Wt. (lbs.)	Price Ea.	Product No.	10' Section Wt. (lbs.)	Price Ea.
3"	50	HBTRL-3-5	16	\$140.58	HBTRL-3-10	31	\$254.43
4"	50	HBTRL-4-5	14	116.82	HBTRL-4-10	27	203.94
6"	50	HBTRL-6-5	12	83.16	HBTRL-6-10	23	143.55
1" OVAL FLANGE - 2 1/2 x 1" - 12 GA. GALVANIZED CHANNEL							
3"	75	HBTRM-3-5	16	166.32	HBTRM-3-10	31	304.92
4"	75	HBTRM-4-5	14	131.67	HBTRM-4-10	27	247.50
6"	75	HBTRM-6-5	12	110.88	HBTRM-6-10	23	193.05
1 1/2" HEAVY DUTY BALL - 3 1/2 x 1" 10 GA. PAINTED CHANNEL							
6"	250	HBTRH-6-5	25	338.58	HBTRH-6-10	50	663.30
12"	250	HBTRH-12-5	18	201.96	HBTRH-12-10	36	388.08



Medium-Duty Accordion Roller Conveyors

- 200 lb. per lineal foot load capacity.
- Galvanized steel rollers for excellent durability.

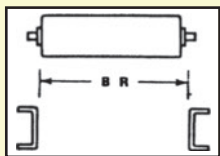
1 1/8" O.D. galvanized steel rollers on 5/4" axle centers. 28" to 36", box stop, pull handle and couplers standard. 5 x 1 1/2" swivel/wheel lock casters: 9 rollers per bed section. FOB Shipping Point.

MEDIUM-DUTY ACCORDION ROLLER CONVEYORS											
LENGTH ADJUSTMENT WITH 5/4" AXLE CENTERS			18" WIDTHS			24" WIDTHS			30" WIDTHS		
Length Contracted/ Extended at Max.	Leg Sets per Unit	Bed Sections per Unit	Product No.	Wt. (lbs.)	Price Ea.	Product No.	Wt. (lbs.)	Price Ea.	Product No.	Wt. (lbs.)	Price Ea.
2' 8" - 8' 6"	3	2	HRLR18008S	185	\$1,623.60	HRLR24008S	210	\$1,751.20	HRLR30008S	220	\$1,840.96
3' 9" - 12' 2"	4	3	HRLR18012S	255	2,156.00	HRLR24012S	270	2,327.60	HRLR30012S	280	2,446.40
4' 10" - 15' 10"	5	4	HRLR18016S	310	2,705.12	HRLR24016S	350	2,970.00	HRLR30016S	360	3,470.72
5' 11" - 19' 6"	6	5	HRLR18020S	360	3,203.20	HRLR24020S	410	3,521.76	HRLR30020S	430	3,704.80
7' 0" - 23' 2"	7	6	HRLR18024S	415	3,711.84	HRLR24024S	470	4,083.20	HRLR30024S	490	4,298.80
8' 4" - 27' 9"	8	7	HRLR18028S	520	4,439.60	HRLR24028S	585	4,857.60	HRLR30028S	610	5,104.00
9' 5" - 31' 5"	9	8	HRLR18032S	570	4,989.60	HRLR24032S	645	5,407.60	HRLR30032S	670	5,658.40
10' 6" - 35' 1"	10	9	HRLR18036S	625	5,434.00	HRLR24036S	705	5,957.60	HRLR30036S	730	6,235.68
12' 5" - 41' 6"	12	11	HRLR18040S	740	6,010.40	HRLR24040S	835	6,608.80	HRLR30040S	870	6,951.12

Surcharge may apply.

Replacement & Specialty Rollers

Due to differences in bearing hub projections, all rollers must be ordered with a between rail dimension or out to out length on bearings. Order minimum quantity is 11 pieces. FOB Shipping Point.



REPLACEMENT & SPECIALTY ROLLERS									
Product No.	O.D. Tubing	Tube Finish	Gauge	Axle Size	Bearings	Price for 10" BR	Max Roller Length	Price per Add'l. Inch	
H034-AR	3/4"	Alum.	20	1/2" rd	Galv.	\$8.61	24"	\$0.46	
H034-SR	3/4"	Galv.	20	1/2" rd	Galv.	8.51	28"	0.45	
H034-SSR	3/4"	Stainless Steel	20	1/2" rd	White Plastic*	21.78	28"	1.34	
H078-SR	7/8"	Plain	13	1/2" rd	Galv.	9.70	34"	0.56	
H138-AR	1 1/8"	Alum.	18	1/2" rd	Galv.	8.51	28"	0.47	
H138-SR	1 1/8"	Galv.	18	1/2" rd	Galv.	8.61	34"	0.47	
H138-SRM	1 1/8"	Galv.	18	5/16" hex	Galv.	10.10	34"	0.64	
H158-SSR	1 5/8"	Stainless Steel	16	7/16" hex	White Plastic*	32.67	34"	1.53	
H190-PVC	1.9"	PVC	0.145	7/16" hex	White Plastic*	27.72	34"	1.04	
H190-SRL	1.9"	Galv.	16	1/2" rd	Galv.	10.00	34"	0.58	
H190-SRM	1.9"	Galv.	16	7/16" hex	Galv.	10.20	46"	0.64	
H190-QSRM	1.9"	Galv.	16	7/16" hex	Precision Quiet	14.85	46"	1.04	
H200-SSR	2"	Stainless Steel	16	7/16" hex	White Plastic*	41.58	46"	1.98	
H200-ARL	2"	Alum.	16	1/2" rd	Galv.	10.30	28"	0.67	
H200-SRH	2"	Plain	12	7/16" hex	Galv.	11.88	50"	0.77	
H250-SRM	2 1/2"	Plain	14	7/16" hex	Galv.	15.84	50"	0.83	
H250-SRH	2 1/2"	Plain	11	1 1/16" hex	Galv.	28.71	60"	1.13	
H258-SRH	2 5/8"	Plain	7	1 1/16" hex	Galv.	31.09	60"	1.50	
H350-SRH	3 1/2"	Plain	0.219	1 1/16" hex	Galv.	73.26	60"	3.37	
H078-PVC	.78"	PVC	.06	1/2" rd	White Plastic*	7.72	18"	0.40	

*White Plastic with stainless steel ball bearings.

Chain Driven Live Roller Conveyors

- Perfect for steel and foundry industries.
- Use for heavy-duty applications.

This progressive chain driven live roller conveyor is used for heavy duty applications such as pallet moving and drum handling. 3/4 HP 220/3/60 motor with 4" and 6" structural channel construction. 2 1/2" - 11 gauge rollers with 6" roller centers. No. 60 chain, roller-to-roller drive, 40 FPM. Adjustable supports included. 30" roller height. FOB Shipping Point.

CHAIN DRIVEN LIVE ROLLER CONVEYORS						
Product No.	Overall Width	Usable Width	Wt. (lbs.)	Price Base Length 5 Ft.	Max Length	Price per Add'l. Ft.
HCDLR-28	28"	21"	407	\$5,128.20	80'	\$291.63
HCDLR-34	34"	27"	436	5,448.96	80'	301.88
HCDLR-40	40"	33"	480	5,583.60	80'	315.68
HCDLR-46	46"	39"	524	5,805.36	80'	326.28
HCDLR-55	55"	48"	679	5,991.48	80'	361.63



GRAVITY CONVEYORS

Skate Wheel Conveyors

- Transport boxes, cartons, packages, efficiently and speedily.
- Perfect for unloading trucks, assembly line work or moving material from one point to another.

Strong and long-lasting, built for minimum weight and maximum strength. Aluminum conveyors have 2½" x 1" x ⅝" aluminum channel frames, while steel ones have 2½" x 1" x 12 gauge galvanized frames. Wheels are zinc plated to resist corrosion. Available in straight or curved sections. 3' inside radius on curved sections. FOB Shipping Point.


		ALUMINUM				STEEL		
Length	Width	Wheels Per Foot	Product No.	Wt. (lbs.)	Price Ea.	Product No.	Wt. (lbs.)	Price Ea.
5'	12"	6	H12-AW-06-5	18	\$178.20	H12-SW-06-5	30	\$175.23
		10	H12-AW-10-5	21	206.91	H12-SW-10-5	34	200.97
		12	H12-AW-12-5	22	227.70	H12-SW-12-5	36	215.82
		16	H12-AW-16-5	25	254.43	H12-SW-16-5	40	245.52
5'	18"	12	H18-AW-12-5	25	237.60	H18-SW-12-5	39	235.62
		14	H18-AW-14-5	26	264.33	H18-SW-14-5	41	245.52
		16	H18-AW-16-5	28	283.14	H18-SW-16-5	43	265.32
		18	H18-AW-18-5	29	300.96	H18-SW-18-5	45	279.18
5'	24"	18	H24-AW-18-5	32	324.72	H24-SW-18-5	48	316.80
		20	H24-AW-20-5	34	341.55	H24-SW-20-5	50	330.66
		24	H24-AW-24-5	36	379.17	H24-SW-24-5	54	364.32
		28	H24-AW-28-5	39	405.90	H24-SW-28-5	58	396.99
10'	12"	6	H12-AW-06-10	33	297.00	H12-SW-06-10	55	282.15
		10	H12-AW-10-10	38	354.42	H12-SW-10-10	62	334.62
		12	H12-AW-12-10	40	388.08	H12-SW-12-10	65	361.35
		16	H12-AW-16-10	45	448.47	H12-SW-16-10	72	414.81
10'	18"	12	H18-AW-12-10	46	414.81	H18-SW-12-10	71	400.95
		14	H18-AW-14-10	48	475.20	H18-SW-14-10	75	418.77
		16	H18-AW-16-10	51	511.83	H18-SW-16-10	78	463.32
		18	H18-AW-18-10	53	537.57	H18-SW-18-10	82	496.98
10'	24"	18	H24-AW-18-10	59	572.22	H24-SW-18-10	88	567.27
		20	H24-AW-20-10	61	622.71	H24-SW-20-10	91	592.02
		24	H24-AW-24-10	66	675.18	H24-SW-24-10	98	656.37
		28	H24-AW-28-10	71	734.58	H24-SW-28-10	106	715.77



Width	Wheels Per Ft.	Product No.	ALUMINUM 90° Curve			45° Curve		
			Wt. (lbs.)	Price Ea.	Product No.	Wt. (lbs.)	Price Ea.	
12"	10	H12-AW-10-90	22	\$339.57	H12-AW-10-45	11	\$205.92	
18"	16	H18-AW-16-90	27	394.02	H18-AW-16-45	15	251.46	
24"	20	H24-AW-20-90	33	506.88	H24-AW-20-45	18	348.48	
STEEL								
12"	10	H12-SW-10-90	24	334.62	H12-SW-10-45	17	204.93	
18"	16	H18-SW-16-90	42	406.89	H18-SW-16-45	22	257.40	
24"	20	H24-SW-20-90	50	529.65	H24-SW-20-45	26	363.33	

White Nylon Wheel Conveyors

Surcharge may apply.



- Aluminum frame with white nylon wheels.
- White nylon wheels will never rust.
- Consult factory for stainless steel frame. FOB Shipping Point.

Aluminum Frame White Nylon Wheels			90° Curve			45° Curve		
Overall Width	Wheels Per Ft.	Product No.	Wt. (lbs.)	Price Ea.	Product No.	Wt. (lbs.)	Price Ea.	
12"	12	H12-AFWW-12-90	21	\$358.38	H12-AFWW-12-45	11	\$227.70	
18"	18	H18-AFWW-18-90	26	418.77	H18-AFWW-18-45	15	282.15	
24"	24	H24-AFWW-24-90	32	539.55	H24-AFWW-24-45	18	396.00	

ALUMINUM FRAME WHITE NYLON WHEELS						Price Ea.	
Overall Length	Width	Wheels Per Foot	Product No.	Wt. (lbs.)			
5'	12"	6	H12-AFWW-06-5	17		\$187.11	
		10	H12-AFWW-10-5	20		217.80	
		12	H12-AFWW-12-5	21		236.61	
		16	H12-AFWW-16-5	23		269.28	
5'	18"	12	H18-AFWW-12-5	24		247.50	
		14	H18-AFWW-14-5	25		275.22	
		16	H18-AFWW-16-5	26		293.04	
		18	H18-AFWW-18-5	27		312.84	
5'	24"	18	H24-AFWW-18-5	30		338.58	
		20	H24-AFWW-20-5	32		355.41	
		24	H24-AFWW-24-5	34		396.00	
		28	H24-AFWW-28-5	36		423.72	
10'	12"	6	H12-AFWW-06-10	31		308.88	
		10	H12-AFWW-10-10	36		366.30	
		12	H12-AFWW-12-10	38		401.94	
		16	H12-AFWW-16-10	42		460.35	
10'	18"	12	H18-AFWW-12-10	44		427.68	
		14	H18-AFWW-14-10	46		490.05	
		16	H18-AFWW-16-10	48		526.68	
		18	H18-AFWW-18-10	50		554.40	
10'	24"	18	H24-AFWW-18-10	56		594.99	
		20	H24-AFWW-20-10	58		647.46	
		24	H24-AFWW-24-10	64		703.89	
		28	H24-AFWW-28-10	68		764.28	




SKATE WHEELS						
Product No.	Dia.	Bore Size	Description	Cap. (lbs.)	Ctn. Qty.	Price Per Ctn.
HSW	2"	¼" rd.	Skate Wheel	50	5	\$7.03
HHSW	2"	¼" rd.	Heavy Duty Skate Wheel	100	5	10.79
HAW	2"	¼" rd.	Aluminum Wheel	40	5	7.82
HBNW	2"	¼" rd.	Black Nylon Wheel	50	5	7.03
HWNW	2"	¼" rd.	White Nylon Wheel	50	5	10.30

RUGGED ROLLER CONVEYORS

Medium Duty Conveyor

- Increase productivity and reduce costs with these super-strong roller conveyors.
- Designed especially for efficient transfer of heavy cartons, boxes, tote pans, packages, cases, etc.

Conveyors are easily set-up or rearranged when your needs change. Made of the finest aluminum or steel for long wear and trouble-free service. Aluminum: 2½" x 1" x 1", .125 in. formed channel frame with 5 cross angles. 2", 16 ga. rollers with ¼" spring loaded axle. Hook and rod couplers. 600 lbs. frame capacity... 65 lbs. roller capacity. Steel: 2½" x 1" x 1", 12 ga. galvanized formed frame with 5 cross angles. 1.9", 16 ga. rollers with ¼" spring loaded axles. Hook and rod couplers. 900 lbs. frame capacity... 125 lbs. roller capacity. FOB Shipping Point.




Surcharge may apply.

MEDIUM DUTY CONVEYOR ALUMINUM ROLLER						STEEL ROLLER		
Length	Width	Roller Center	Product No.	Wt. (lbs.)	Price Ea.	Product No.	Wt. (lbs.)	Price Ea.
5'	12"	3"	H200ARL312-5	29	\$297.99	H190SRL312-5	51	\$263.34
5'	18"	3"	H200ARL318-5	36	342.54	H190SRL318-5	67	304.92
5'	24"	3"	H200ARL324-5	44	404.91	H190SRL324-5	80	340.56
10'	12"	3"	H200ARL312-10	54	530.64	H190SRL312-10	101	454.41
10'	18"	3"	H200ARL318-10	69	622.71	H190SRL318-10	134	531.63
10'	24"	3"	H200ARL324-10	83	765.27	H190SRL324-10	160	625.68
5'	12"	4½"	H200ARL4512-5	24	236.61	H190SRL4512-5	38	215.82
5'	18"	4½"	H200ARL4518-5	30	271.26	H190SRL4518-5	55	241.56
5'	24"	4½"	H200ARL4524-5	35	304.92	H190SRL4524-5	65	268.29
10'	12"	4½"	H200ARL4512-10	44	418.77	H190SRL4512-10	75	356.40
10'	18"	4½"	H200ARL4518-10	56	495.99	H190SRL4518-10	109	400.95
10'	24"	4½"	H200ARL4524-10	68	566.28	H190SRL4524-10	130	469.26
5'	12"	6"	H200ARL612-5	19	197.01	H190SRL612-5	35	194.04
5'	18"	6"	H200ARL618-5	23	238.59	H190SRL618-5	43	210.87
5'	24"	6"	H200ARL624-5	28	265.32	H190SRL624-5	50	231.66
10'	12"	6"	H200ARL612-10	35	336.60	H190SRL612-10	67	307.89
10'	18"	6"	H200ARL618-10	43	412.83	H190SRL618-10	85	341.55
10'	24"	6"	H200ARL624-10	52	469.26	H190SRL624-10	100	386.10

90° CURVE - 3" CENTERS						ALUMINUM 45° CURVE - 3" CENTERS		
Width	Product No.	Wt. (lbs.)	Price Ea.	Product No.	Wt. (lbs.)	Product No.	Wt. (lbs.)	Price Ea.
12"	H200AR312-90	33	\$490.05	H200AR312-45	20	\$370.26		
18"	H200AR318-90	41	568.26	H200AR318-45	26	445.50		
24"	H200AR324-90	50	663.30	H200AR324-45	31	504.90		
STEEL								
12"	H190SRL312-90	60	408.87	H190SRL312-45	35	314.82		
18"	H190SRL318-90	80	461.34	H190SRL318-45	55	348.48		
24"	H190SRL324-90	100	514.80	H190SRL324-45	75	396.00		

Light Duty Roller Conveyors

- Ideal conveyor for irregularly shaped or open bottom items
- Long lasting construction features stand up to daily industrial punishment.



ALUMINUM						45° Curve		
Overall Width	Roller Center	Product No.	Wt. (lbs.)	Price Ea.	Product No.	Wt. (lbs.)	Price Ea.	Product No.
12"	1½"	H138-AR-1512-90	39	\$617.76	H138-AR-1512-45	20	\$418.77	
18"	1½"	H138-AR-1518-90	49	682.11	H138-AR-1518-45	25	450.45	
24"	1½"	H138-AR-1524-90	59	767.25	H138-AR-1524-45	30	490.05	
12"	3"	H138-AR-312-90	30	325.71	H138-AR-312-45	15	215.82	
18"	3"	H138-AR-318-90	34	360.36	H138-AR-318-45	17	239.58	
24"	3"	H138-AR-324-90	37	396.00	H138-AR-324-45	18	262.35	
STEEL								
12"	1½"	H138-SR-1512-90	65	\$651.42	H138-SR-1512-45	35	\$437.58	
18"	1½"	H138-SR-1518-90	85	710.82	H138-SR-1518-45	45	465.30	
24"	1½"	H138-SR-1524-90	110	777.15	H138-SR-1524-45	56	493.02	
12"	3"	H138-SR-312-90	48	308.88	H138-SR-312-45	24	202.95	
18"	3"	H138-SR-318-90	53	336.60	H138-SR-318-45	27	221.76	
24"	3"	H138-SR-324-90	54	361.35	H138-SR-324-45	28	232.65	

Rollers measure 1½" diameter and are 18 gauge galvanized steel or 18 gauge aluminum, with flanged type bearings and spring loaded ¼" wide axle. Aluminum conveyors have 2½" x 1" x ½" aluminum channel frames, while steel ones have 2½" x 1" x 12 gauge galvanized frames. Channel capacity for steel conveyors is 900 lbs. and for aluminum, 600 lbs. FOB Shipping Point.

ALUMINUM						STEEL		
Overall Length	Roller Width	Product No.	Wt. (lbs.)	Price Ea.	Product No.	Wt. (lbs.)	Price Ea.	Product No.
5'	12"	H138AR1512-5	34	\$371.25	H138SR1512-5	61	\$321.75	
5'	18"	H138AR1518-5	44	413.82	H138SR1518-5	81	371.25	
5'	24"	H138AR1524-5	54	487.08	H138SR1524-5	102	421.74	
10'	12"	H138AR1512-10	62	673.20	H138SR1512-10	111	584.10	
10'	18"	H138AR1518-10	80	758.34	H138SR1518-10	148	678.15	
10'	24"	H138AR1524-10	99	910.80	H138SR1524-10	186	752.40	
5'	12"	H138AR312-5	22	235.62	H138SR312-5	41	206.91	
5'	18"	H138AR318-5	27	263.34	H138SR318-5	52	234.63	
5'	24"	H138AR324-5	33	295.02	H138SR324-5	63	257.40	
10'	12"	H138AR312-10	40	409.86	H138SR312-10	74	350.46	
10'	18"	H138AR318-10	50	469.26	H138SR318-10	94	390.06	
10'	24"	H138AR324-10	60	527.67	H138SR324-10	114	437.58	
5'	12"	H138AR4512-5	18	193.05	H138SR4512-5	34	175.23	
5'	18"	H138AR4518-5	22	210.87	H138SR4518-5	42	190.08	
5'	24"	H138AR4524-5	36	235.62	H138SR4524-5	50	212.85	
10'	12"	H138AR4512-10	32	321.75	H138SR4512-10	61	282.15	
10'	18"	H138AR4518-10	40	364.32	H138SR4518-10	76	312.84	
10'	24"	H138AR4524-10	48	414.81	H138SR4524-10	90	355.41	
5'	12"	H138AR612-5	15	170.28	H138SR612-5	30	151.47	
5'	18"	H138AR618-5	19	184.14	H138SR618-5	36	161.37	
5'	24"	H138AR624-5	23	201.96	H138SR624-5	42	178.20	
10'	12"	H138AR612-10	28	278.19	H138SR612-10	55	235.62	
10'	18"	H138AR618-10	35	310.86	H138SR618-10	66	262.35	
10'	24"	H138AR624-10	42	343.53	H138SR624-10	77	289.08	

Mini Roller Conveyor

- Light duty conveyor for all types of small packages, where rollers have to be close together.

Steel or aluminum rollers are ⅜" 20 gauge with ⅜" spring loaded axles for 20 lb. weight capacity. Angle frames are 2½" x 1" angle, double punched so rollers can be set above or below the frame, depending on the application. FOB Shipping Point.

ALUMINUM						STEEL		
Length	Width	Roller Center	Product No.	Wt. (lbs.)	Price Ea.	Product No.	Wt. (lbs.)	Price Ea.
5'	5"	1"	H34AR105-5	17	\$437.58	H34SR105-5	29	\$434.61
5'	5"	2"	H34AR205-5	12	278.19	H34SR205-5	21	274.23
5'	11"	1"	H34AR111-5	26	504.90	H34SR111-5	42	499.95
5'	11"	2"	H34AR211-5	16	300.96	H34SR211-5	28	297.99
5'	14"	1"	H34AR114-5	30	530.64	H34SR114-5	50	526.68
5'	14"	2"	H34AR214-5	19	316.80	H34SR214-5	33	312.84
5'	18"	1"	H34AR118-5	36	559.35	H34SR118-5	59	552.42
5'	18"	2"	H34AR218-5	22	341.55	H34SR218-5	37	336.60
10'	5"	1"	H34AR105-10	34	789.03	H34SR105-10	57	784.08
10'	5"	2"	H34AR205-10	23	471.24	H34SR205-10	42	467.28
10'	11"	1"	H34AR111-10	51	914.76	H34SR111-10	84	902.88
10'	11"	2"	H34AR211-10	32	536.58	H34SR211-10	56	532.62
10'	14"	1"	H34AR114-10	60	964.26	H34SR114-10	99	951.39
10'	14"	2"	H34AR214-10	38	598.95	H34SR214-10	65	592.02
10'	18"	1"	H34AR118-10	71	1,026.63	H34SR118-10	117	1,022.67
10'	18"	2"	H34AR218-10	44	611.82	H34SR218-10	74	630.90

PVC Rollers

- Made of .78" PVC with a ¼" spring loaded axle.
- 10 lb. roller capacity.
- Galvanized frame is 2½" x 1", 12 gauge punched for set high rollers.

Double punched for roller high or low setting. FOB Shipping Point

Length	Over-All Width	Between Rail Width	Roller Center	Product No.	Wt. (lbs.)	Price Ea.
5'	5"	4"	1"	H078-PVC-0104-5	21	\$537.57
5'	9"	8"	2"	H078-PVC-0204-5	16	393.03
5'	9"	8"	1"	H078-PVC-0108-5	26	588.06
5'	9"	8"	2"	H078-PVC-0208-5	20	431.64
5'	13"	12"	1"	H078-PVC-0112-5	32	661.32
5'	13"	12"	2"	H078-PVC-0212-5	24	486.09
10'	5"	4"	1"	H078-PVC-0104-10	39	960.30
10'	9"	8"	2"	H078-PVC-0204-10	29	692.01
10'	9"	8"	1"	H078-PVC-0108-10	48	999.90
10'	9"	8"	2"	H078-PVC-0208-10	38	754.38
10'	13"	12"	1"	H078-PVC-0112-10	58	1,128.60
10'	13"	12"	2"	H078-PVC-0212-10	45	861.30

4" Replacement Roller H078-PVC-4"BR Price Ea. \$7.33

8" Replacement Roller H078-PVC-8"BR Price Ea. \$7.72

12" Replacement Roller H078-PVC-12"BR Price Ea. \$8.42

INDUSTRIAL DUTY CONVEYORS

Heavy Duty Roller Conveyor

- Built tough for extra rugged use.
- Sturdy 1400 lb. frame capacity, 250 lb. roller capacity.

Features 3½" x 1" x 1" 10 ga. painted frame with 5 cross angles. 1.9", 16 ga. galvanized rollers with ¾" hex axle spring loaded. Butt couplers. FOB Shipping Point.

Product No.	Length	Overall Width	Roller Center	Wt. (lbs.)	Heavy Duty Conveyors Price Ea.	Product No.	Length	Overall Width	Roller Center	Wt. (lbs.)	Price Ea.
H190-SRM312-5	5'	12"	3"	80	\$295.02	H190-SRM312-10	10'	12"	3"	150	\$529.65
H190-SRM318-5	5'	18"	3"	90	350.46	H190-SRM318-10	10'	18"	3"	190	625.68
H190-SRM324-5	5'	24"	3"	115	393.03	H190-SRM324-10	10'	24"	3"	220	721.71
H190-SRM330-5	5'	30"	3"	144	445.50	H190-SRM330-10	10'	30"	3"	262	825.66
H190-SRM336-5	5'	36"	3"	168	498.96	H190-SRM336-10	10'	36"	3"	305	927.63
H190-SRM4512-5	5'	12"	4½"	70	243.54	H190-SRM4512-10	10'	12"	4½"	130	417.78
H190-SRM4518-5	5'	18"	4½"	85	275.22	H190-SRM4518-10	10'	18"	4½"	160	481.14
H190-SRM4524-5	5'	24"	4½"	95	308.88	H190-SRM4524-10	10'	24"	4½"	180	550.44
H190-SRM4530-5	5'	30"	4½"	110	349.47	H190-SRM4530-10	10'	30"	4½"	200	631.62
H190-SRM4536-5	5'	36"	4½"	126	378.18	H190-SRM4536-10	10'	36"	4½"	230	688.05

90° CURVE - 3" ROLLER CENTER			
Product No.	Overall Width	Wt. (lbs.)	Price Ea.
H190-SRM-312-90	12"	90	\$479.16
H190-SRM-318-90	18"	114	534.60
H190-SRM-324-90	24"	132	611.82
H190-SRM-330-90	30"	150	688.05
H190-SRM-336-90	36"	170	760.32
45° CURVE - 3" ROLLER CENTER			
H190-SRM-312-45	12"	50	370.26
H190-SRM-318-45	18"	61	415.80
H190-SRM-324-45	24"	70	463.32
H190-SRM-330-45	30"	85	516.78
H190-SRM-336-45	36"	98	562.32



- Features 2½", 11 ga. steel rollers with 1½" hex spring loaded axles, and 4" structural channel frame with five welded cross angles.
- Butt couplers. 750 lbs. roller capacity. FOB Shipping Point.

90° CURVE - 3" ROLLER CENTER			
Product No.	Overall Width	Wt. (lbs.)	Price Ea.
H250-SRH-312-90	12"	204	\$1,168.20
H250-SRH-318-90	18"	234	1,336.50
H250-SRH-324-90	24"	288	1,504.80
H250-SRH-330-90	30"	325	1,673.10
H250-SRH-336-90	36"	375	1,851.30
45° CURVE - 3" ROLLER CENTER			
H250-SRH-312-45	12"	122	849.42
H250-SRH-318-45	18"	140	974.16
H250-SRH-324-45	24"	172	1,074.15
H250-SRH-330-45	30"	190	1,244.43
H250-SRH-336-45	36"	210	1,365.21

SUPER DUTY Roller Conveyor

Product No.	Length	Overall Width	Roller Center	Wt. (lbs.)	Price Ea.
H250-SRH312-5	5'	12"	3"	175	\$715.77
H250-SRH318-5	5'	18"	3"	200	815.76
H250-SRH324-5	5'	24"	3"	250	889.02
H250-SRH330-5	5'	30"	3"	320	1,034.55
H250-SRH336-5	5'	36"	3"	372	1,119.69
H250-SRH312-10	10'	12"	3"	297	1,235.52
H250-SRH318-10	10'	18"	3"	390	1,455.30
H250-SRH324-10	10'	24"	3"	480	1,599.84
H250-SRH330-10	10'	30"	3"	581	1,868.13
H250-SRH336-10	10'	36"	3"	676	2,053.26
H250-SRH412-5	5'	12"	4"	150	614.79
H250-SRH418-5	5'	18"	4"	170	681.12
H250-SRH424-5	5'	24"	4"	200	745.47
H250-SRH430-5	5'	30"	4"	258	848.43
H250-SRH436-5	5'	36"	4"	299	917.73
H250-SRH412-10	10'	12"	4"	252	1,020.69
H250-SRH418-10	10'	18"	4"	330	1,158.30
H250-SRH424-10	10'	24"	4"	390	1,298.88
H250-SRH430-10	10'	30"	4"	470	1,479.06
H250-SRH436-10	10'	36"	4"	543	1,624.59
H250-SRH612-5	5'	12"	6"	115	488.07
H250-SRH618-5	5'	18"	6"	140	550.44
H250-SRH624-5	5'	24"	6"	160	606.87
H250-SRH630-5	5'	30"	6"	197	698.94
H250-SRH636-5	5'	36"	6"	225	728.64
H250-SRH612-10	10'	12"	6"	208	758.34
H250-SRH618-10	10'	18"	6"	260	887.04
H250-SRH624-10	10'	24"	6"	310	1,011.78
H250-SRH630-10	10'	30"	6"	359	1,169.19
H250-SRH636-10	10'	36"	6"	410	1,232.55

Super Heavy Duty Roller Conveyor

- No job is too tough for this super conveyor.
- 3½" conveyor is practically indestructible.

Rollers are 3½" x .216 wall thickness for extra strength. Axles are 1½" hex and drilled for cotter pins. Frames are 6 x 8.2 lbs./ft. structural channel. 5 welded cross braces for reinforcement. Butt couplers standard. Frame capacity over 10' is 8600 lbs.. 5' is 16600 lbs. 1100 lbs. roller capacity. Rollers can be set high or low. FOB Shipping Point.

Overall Width	Between Rail Width	Roller Centers	Product No.	5' Section Wt. (lbs.)	Price Ea.	Product No.	10' Section Wt. (lbs.)	Price Ea.
12"	8"	4"	H350-SRH-0412-5	263	\$1,506.78	H350-SRH-0412-10	515	\$2,789.82
18"	14"	4"	H350-SRH-0418-5	346	1,722.60	H350-SRH-0418-10	680	3,248.19
24"	20"	4"	H350-SRH-0424-5	434	1,950.30	H350-SRH-0424-10	855	3,724.38
30"	26"	4"	H350-SRH-0430-5	522	2,153.25	H350-SRH-0430-10	1025	4,133.25
12"	8"	8"	H350-SRH-0812-5	178	966.24	H350-SRH-0812-10	346	1,710.72
18"	14"	8"	H350-SRH-0818-5	225	1,068.21	H350-SRH-0818-10	435	1,934.46
24"	20"	8"	H350-SRH-0824-5	273	1,290.96	H350-SRH-0824-10	522	2,346.30
30"	26"	8"	H350-SRH-0830-5	320	1,415.70	H350-SRH-0830-10	610	2,633.40
12"	8"	12"	H350-SRH-1212-5	152	852.39	H350-SRH-1212-10	290	1,460.25
18"	14"	12"	H350-SRH-1218-5	185	935.55	H350-SRH-1218-10	350	1,623.60
24"	20"	12"	H350-SRH-1224-5	220	1,025.64	H350-SRH-1224-10	415	1,811.70
30"	26"	12"	H350-SRH-1230-5	248	1,118.70	H350-SRH-1230-10	473	1,984.95



Surcharge may apply.

RUGGED ROLLER CONVEYORS

Conveyor Supports

Tripod Support. For fast installation of temporary gravity lines. Adjusts up and down. Light Duty Permanent H-type Supports. For permanent sturdy support of conveyors. Adjustable. 2½" x 12 ga. channel frame construction.

TRIPOD SUPPORTS											
Adj. Hgt.	Product No.	12" Wide Wt. (lbs.)	Price Ea.	Product No.	18" Wide Wt. (lbs.)	Price Ea.	Product No.	24" Wide Wt. (lbs.)	Price Ea.		
18 - 30"	HTP-12-1830	12	\$64.35	HTP-18-1830	13	\$68.31	HTP-24-1830	14	\$72.27		
24 - 40"	HTP-12-2440	13	66.33	HTP-18-2440	14	74.25	HTP-24-2440	15	77.22		
30 - 50"	HTP-12-3050	17	74.25	HTP-18-3050	18	77.22	HTP-24-3050	19	83.16		
40 - 70"	HTP-12-4070	25	90.09	HTP-18-4070	26	93.06	HTP-24-4070	27	100.98		
LIGHT DUTY PERMANENT H-TYPE SUPPORT											
17 - 23"	HPSL-12-1723	10	59.40	HPSL-18-1723	11	61.38	HPSL-24-1723	12	63.36		
24 - 30"	HPSL-12-2430	13	67.32	HPSL-18-2430	14	74.25	HPSL-24-2430	15	76.23		
31 - 37"	HPSL-12-3137	16	73.26	HPSL-18-3137	17	75.24	HPSL-24-3137	18	81.18		
38 - 44"	HPSL-12-3844	19	75.24	HPSL-18-3844	20	79.20	HPSL-24-3844	21	84.15		
MOBILE STANDS*											
18 - 30"	HMS-12-1830-10	49	308.88	HMS-18-1830-10	51	312.84	HMS-24-1830-10	54	315.81		
24 - 40"	HMS-12-2440-10	51	319.77	HMS-18-2440-10	53	323.73	HMS-24-2440-10	56	327.69		
30 - 50"	HMS-12-3050-10	53	324.72	HMS-18-3050-10	55	326.70	HMS-24-3050-10	58	331.65		

* For use with skate wheel and light duty conveyors only.



Heavy Duty Conveyor Stands

- These brawny conveyor stands provide top-notch support and strength.
- Constructed of 2" 12 ga. square tubing uprights.

Adjustable plates for incline or decline positioning. Prepunched feet for permanent installation. Capacity 2000 lbs. Blue in color. FOB Shipping Point.

Adj. Hgt.	Product No.	12" Wide Wt. (lbs.)	Price Ea.	Product No.	18" Wide Wt. (lbs.)	Price Ea.	Product No.	24" Wide Wt. (lbs.)	Price Ea.	Product No.	30" Wide Wt. (lbs.)	Price Ea.	Product No.	36" Wide Wt. (lbs.)	Price Ea.
17 - 23"	HPSH-12-1723	18	\$82.17	HPSH-18-1723	19	\$83.16	HPSH-24-1723	20	\$84.15	HPSH-30-1723	21	\$85.14	HPSH-36-1723	22	\$86.13
24 - 30"	HPSH-12-2430	19	89.10	HPSH-18-2430	20	91.08	HPSH-24-2430	21	94.05	HPSH-30-2430	22	95.04	HPSH-36-2430	23	96.03
31 - 37"	HPSH-12-3137	20	97.02	HPSH-18-3137	21	100.98	HPSH-24-3137	22	101.97	HPSH-30-3137	23	103.95	HPSH-36-3137	24	104.94
38 - 44"	HPSH-12-3844	21	102.96	HPSH-18-3844	22	110.88	HPSH-24-3844	23	112.86	HPSH-30-3844	24	113.85	HPSH-36-3844	25	114.84

Stainless Roller Conveyors

- Stainless steel construction renders this conveyor ideal for food equipment and other wash-down operations.
- U.S.D.A. approved.

1½" rollers feature 16 ga. stainless steel tubing and Delron Bearing with S.S. balls. ¾" spring loaded Hex axles and five welded cross braces support a 2½" x 1" x 1" frame with 12 ga. S.S. formed channels. Frames over 10' support 900 lbs. with individual roller cap. of 100 lbs. FOB Shipping Point.

STAINLESS STEEL ROLLER CONVEYOR											
5' Section						10' Section					
Width	Roller Centers	Product No.	Wt. (lbs.)	Price Ea.		Product No.	Wt. (lbs.)	Price Ea.			
12"	3"	H158-SSR-0312-5	55	\$849.42		H158-SSR-0312-10	101	\$1,653.30			
12"	4½"	H158-SSR-4512-5	47	621.72		H158-SSR-4512-10	86	1,207.80			
12"	6"	H158-SSR-0612-5	39	493.02		H158-SSR-0612-10	70	943.47			
18"	3"	H158-SSR-0318-5	76	1,038.51		H158-SSR-0318-10	139	2,026.53			
18"	4½"	H158-SSR-4518-5	63	737.55		H158-SSR-4518-10	115	1,417.68			
18"	6"	H158-SSR-0618-5	51	621.72		H158-SSR-0618-10	93	1,188.00			
24"	3"	H158-SSR-0324-5	97	1,192.95		H158-SSR-0324-10	177	2,423.52			
24"	4½"	H158-SSR-4524-5	79	862.29		H158-SSR-4524-10	145	1,690.92			
24"	6"	H158-SSR-0624-5	56	736.56		H158-SSR-0624-10	103	1,425.60			

ALL STAINLESS STEEL 'H' TYPE SUPPORTS											
Adj. Hgt.	Product No.	12" Wide Wt. (lbs.)	Price Ea.	Product No.	18" Wide Wt. (lbs.)	Price Ea.	Product No.	24" Wide Wt. (lbs.)	Price Ea.		
17 - 23"	HSSPS-12-1723	13	\$158.40	HSSPS-18-1723	14	\$164.34	HSSPS-24-1723	15	\$174.24		
24 - 30"	HSSPS-12-2430	15	185.13	HSSPS-18-2430	16	194.04	HSSPS-24-2430	17	200.97		
31 - 37"	HSSPS-12-3137	18	208.89	HSSPS-18-3137	19	219.78	HSSPS-24-3137	20	224.73		

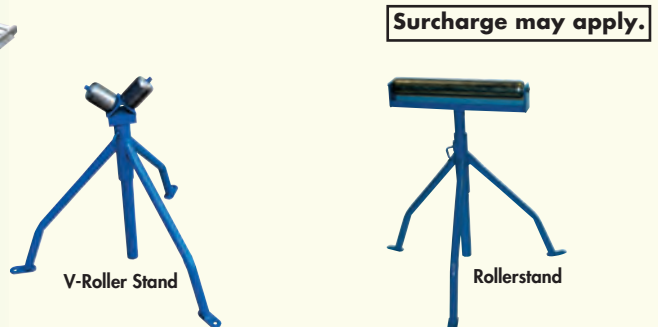
Ball Transfer Table Top

- Move boxes, packages, crates, etc. any direction, effortlessly.
- Material glides over smooth rolling 1" steel ball transfers mounted on a formed 12 ga. reinforced steel deck.

Ideal for assembly work, hand movement of cartons, etc. Each ball transfer handles 50 lbs. For use as a table, purchase Light Duty H-type supports. FOB Shipping Point.



Size	Product No.	3" Spacing Wt. (lbs.)	Price Ea.	Product No.	4" Spacing Wt. (lbs.)	Price Ea.	Product No.	6" Spacing Wt. (lbs.)	Price Ea.
24 x 24"	HBTT-2424-3	47	\$509.85	HBTT-2424-4	37	\$351.45	HBTT-2424-6	30	\$237.60
24 x 36"	HBTT-2436-3	72	681.12	HBTT-2436-4	55	494.01	HBTT-2436-6	45	316.80
24 x 48"	HBTT-2448-3	92	889.02	HBTT-2448-4	73	614.79	HBTT-2448-6	60	403.92
36 x 36"	HBTT-3636-3	98	985.05	HBTT-3636-4	77	691.02	HBTT-3636-6	62	446.49
36 x 48"	HBTT-3648-3	128	1,229.58	HBTT-3648-4	100	846.45	HBTT-3648-6	80	626.67
48 x 48"	HBTT-4848-3	190	1,552.32	HBTT-4848-4	133	1,077.12	HBTT-4848-6	107	685.08



Roller Stands

- These ultra-light roller stands provide complete portability and versatility in any desired application.

Height of stands adjustable up to 50". Two varieties offer mobility of flat and round materials. Each stand has weight capacity of 250 lbs. FOB Shipping Point

Product No.	Description	Cap. (lbs.)	Adjustable Height	Overall Width	Wt. (lbs.)	Price Ea.
HRS-2339	Roller stands -- flat materials	250	23 - 39"	18"	17	\$110.88
HRS-2850	Roller stands -- flat materials	250	28 - 50"	18"	19	116.82
HVRS-2638	V-Roller stands -- round materials	250	26 - 38"	6"	20	127.71



Replacement Ball Styles

- Steel balls are friction-free and easily glide boxes, packages, etc. in any direction.
- Call factory for stainless steel or nylon ball transfers.

Product No.	Ball Size	Ball Transfers Overall Height	Cap. (lbs.)	Wt. (lbs.)	Price Ea.
HBT-101	1"	1½"	75	½	\$5.15
HBT-201	1½"	1¾"	250	1½	26.73
HBT-1001*	1"	1¾"	50	½	4.55

* Stem mount ¼-20 thread.

DOCK AREA EQUIPMENT



RUBBER SPEED HUMPS



Gently slows traffic to 5-10 mph. Ideal in neighborhoods, construction areas, hospitals, post office and airports. Easy tongue and groove installation. Feature two end caps and five middle sections. Embedded highway tape ensures high visibility. Constructed of recycled and virgin rubber. Hardware kits included. Capacity 40,000 lbs. series HRSH-108 and 60,000 lbs. series HRSH-120. FOB Shipping Point.

Product No.	Overall Size W x L x H	Type of Hardware Kit Included	Color	Wt. (lbs)	Price Ea.
HRSH-108-24-C	23½ x 108 x 1¾"	Concrete	Black/Yellow	185	\$375.91
HRSH-108-24-A	23½ x 108 x 1¾"	Asphalt	Black/Yellow	194	\$439.97
HRSH-120-36-C	35½ x 120 x 2¾"	Concrete	Black/Yellow	332	\$638.91
HRSH-120-36-A	35½ x 120 x 2¾"	Asphalt	Black/Yellow	346	\$690.91



Speed Bump

Car Stops

CAR STOPS & Speed Bumps

- Help control parking and driving safely with Car Stops & Speed Bumps.
- Units are lightweight and install quickly and easily on either concrete or asphalt, and may simply be relocated for snow removal, seal coating, or if your needs change.

Constructed of solid recycled plastic, these Car Stops & Speed Bumps resist marring by oil, road salt, sunlight and chemicals. Speed Bumps feature dual 1"W x ¾"H channel to run cables underneath. FOB Shipping Point.


SPEED BUMP KITS				
Product No.	Description	Dimensions W x L x H	Wt. (lbs)	Price Ea.
HSB-36*	For Concrete, Hardware inc.	10 x 72 x 2"	26	\$155.95
HSBA-36*	For Asphalt, Hardware inc.	10 x 72 x 2"	28	167.85
HSB-108*	For Concrete, Hardware inc.	10 x 106 x 2"	56	269.96
HSBA-108*	For Asphalt, Hardware inc.	10 x 106 x 2"	59	289.99
HSBS-1012	Speed Bump Sign, excludes post		2	19.99

*Limited 30 day warranty.

CAR STOPS				
Product No.	Dimensions W x L x H	Color	Wt. (lbs)	Price Ea.
HCS-33-G	6 x 72 x 3¼"	Gray	27	\$89.91
HCS-33-Y	6 x 72 x 3¼"	Yellow	27	89.91
HCS-33-B*	6 x 72 x 3¼"	Blue	27	89.91

HARDWARE KITS				
HCS-AK-3	Asphalt Hardware Kit: 3 spikes & Butyl tape		4	27.91
HCS-33-KIT-3	Concrete Hardware Kit: 3 bolts & anchors		2	19.99

*Check availability.



REDUCES
material handling costs,
expedite loading.

Steel Yard Ramps

- Yard Ramps provide flexibility with ground-level loading.
- Reduces material handling costs, expedite loading and utilize dock mobility.

Unit is easy to operate with a manual hand crank system with a service range of 45-62". Standard features include: maximum traction steel grating, safety locking chains, 8½" steel wheels, 4" high safety curbs and rubber bumpers. Optional features include: pneumatic tires, hand pump hydraulic or DC lift, fork lift pickup slots, tow bar loop, tow bar hitch and handrails. Aluminum yard ramps also available. FOB Shipping Point.

STEEL YARD RAMPS						
Product No.	Cap. (lbs)	Overall Width	Usable Width	Length	Wt. (lbs)	Price Ea.
HYR-16-7230	16,000	72"	66"	30'	4625	\$17,858.97
HYR-16-8430	16,000	84"	78"	30'	5175	18,954.85
HYR-16-7236	16,000	72"	66"	36'	5925	18,519.95
HYR-16-8436	16,000	84"	78"	36'	6250	21,277.93
HYR-20-7330	20,000	73"	66"	30'	5275	18,199.96
HYR-20-8530	20,000	85"	78"	30'	5852	20,375.92
HYR-20-7336	20,000	73"	66"	36'	6275	20,519.91
HYR-20-8536	20,000	85"	78"	36'	6975	23,134.99
HYR-25-7336	25,000	73"	66"	36'	6475	21,366.87
HYR-25-8536	25,000	85"	78"	36'	7175	24,898.85
HYR-30-7336	30,000	73"	66"	36'	6650	23,825.96
HYR-30-8536	30,000	85"	78"	36'	7350	25,127.95

36"L. ramps include 30' of ramping and a 6' level off. Other sizes and capacities available.

Rug Rams/Carpet Poles

- Transport rolls of carpet with the tough Rug Rams/Carpet Poles.
- Available in either Fork Mounted or Carriage styles.

Strong 2¼" dia., high strength, rotatable, replaceable pole has tapered tip for easy entry. Made of steel construction to handle loads up to 2500 lbs. Blue in color. FOB Shipping Point.



Fork Mounted

Fork Mounted -- Inverted...features 7½"W x 2½"H fork pockets on 24" centers. Safety chain is included to secure to fork truck.

Carriage Mounted...available in Class II or Class III mount and feature a spring loaded locking pin to secure to the carriage.

RUG RAMS/CARPET POLES				
Product No.	Cap. (lbs.)	Length	Pole Dia.	Price Ea.
FORK MOUNTED -- INVERTED				
HCRP-108	2500	108½"	2¼"	\$1,619.87
HCRP-120	2200	120½"	2¼"	1,909.91
HCRP-144	1800	144½"	2¼"	1,971.89
FORK MOUNTED				
HCRF-108	2500	108½"	2¼"	1,601.99
HCRF-120	2200	120½"	2¼"	1,864.87
HCRF-144	1800	144½"	2¼"	1,940.93
CARRIAGE MOUNTED -- CLASS II				
HCR-108-2	2500	108½"	2¼"	981.85
HCR-120-2	2200	120½"	2¼"	1,014.85
HCR-144-2	1800	144½"	2¼"	1,168.97
CARRIAGE MOUNTED -- CLASS III				
HCR-108-3	2500	108½"	2¼"	998.97
HCR-120-3	2200	120½"	2¼"	1,055.92
HCR-144-3	1800	144½"	2¼"	1,188.87

LIFTS & LEVELERS



Hydraulic Truck Dock Scissor Lift

- Load and unload trucks without a dock with this hefty scissors lift.
- Engineered for maximum safety and efficiency.

Saves time and reduces manhours where there are no docks. Diamond plate deck is made of heavy gauge steel for hard use. Hydraulic cylinders feature safety velocity fuse if line breaks. Complete with upper travel limit switch, and overload relief valve. Push-button control is 24 volt on 20' coiled cord. Rewire control box includes Magnetic Starter and overload relay. High visible hand rails are removable. Built for years of daily use, with minimum maintenance. Standard 6.5 HP 460V, 3-phase, 60 Hz motor. FOB Shipping Point.

Warning Beeper & Strobe

Sounds and flashes during the lift and lowering operation. 80 decibels.

HWL-WB Price Ea. \$633.96

Split Steel Bridge (Additional)

Can be added to the opposite side of the Truck Scissor Dock Lift. Measures 72" wide by 18" length.

HWL-SSTB Wt. 180 (lbs.) Price Ea. \$699.85

Approach Ramps

Ramps must be anchored to the floor. 7° ramp angle.

HWL-AR8-48 For 8" Lowered Height:
48"W x 65"L Wt. 386 (lbs.) Price Ea. \$1,332.96

HWL-AR8 For 8" Lowered Height:
60"W x 65"L Wt. 397 (lbs.) Price Ea. \$1,224.87

HWL-AR10 For 10" Lowered Height:
60"W x 82"L Wt. 517 (lbs.) Price Ea. \$1,525.96

HWL-AR14 For 14" Lowered Height:
60"W x 116"L Wt. 788 (lbs.) Price Ea. \$2,478.88



Split Steel Bridge



Approach Ramps


MECHANICAL HINGED - LIP Dockleveler

- Ease truck loading and unloading with this rugged dockleveler, engineered and designed for minimum maintenance.
- Latest design features ensure smooth operation...pulling recessed chain releases deck allowing it to go up.

Springs lift dock through a graduated cam ensuring a uniform vertical force. Easy walk down. All heavy duty construction features...platform is 1/4" non-skid diamond plate (55,000 PSI) steel. 6" structural steel support understructure for long life. Lip is 16" long with 55,000 PSI steel. Includes steel toe guards on both sides, flush with platform edge. The most dependable dockleveler on the market today. 20,000 lb. load capacity. Capacities to 50,000 lbs. available. Contact dealer. FOB Shipping Point.




Weather Stripping




Convenient Spring Adjustment

Product No.	Size W x L	Wt. (lbs.)	Price Ea.
HRR-65-20	6' x 5'4"	1570	\$5,137.96
HRR-66-20	6' x 6'4"	1766	5,654.85
HRR-68-20	6' x 8'4"	2144	6,394.89
HRR-610-20	6' x 10'4"	2517	8,025.85
HRR-76-20	7' x 6'4"	1970	5,965.85
HRR-78-20	7' x 8'4"	2382	6,743.87
HRR-710-20	7' x 10'4"	2808	8,557.96

Includes two laminated bumpers 10"H x 14"D.
HES Emergency Stops Price Ea. \$324.97
HWS-5-DV Pit 50" Strip 41" Price Ea. \$64.91
HWS-6-DV Pit 62" Strip 53" Price Ea. \$72.88
HWS-8-DV Pit 85" Strip 77" Price Ea. \$79.87
HWS-10-DV Pit 110" Strip 101" Price Ea. \$96.93
Weather stripping includes (2) pre-cut side strips, (1) pre-cut foam insulator for rear of pit and installation hardware.
Stops and weather stripping are factory installed.



5,000 LB. CAPACITY						
Product No.	Platform W x L	End Load Cap. (lbs.)	Lowered Hgt.	Lift Raised Hgt.	Wt. (lbs.)	Price Ea.
HWL-100-5-68	72 x 96"	3750	8"	68"	3501	\$12,990.85
HWL-100-5-78	84 x 96"	3750	8"	68"	3750	13,240.93
HWL-100-5-610	72 x 120"	3250	8"	68"	3867	13,771.96
HWL-100-5-710	84 x 120"	3250	8"	68"	4071	14,379.87
6,000 LB CAPACITY						
HWL-100-6-68	72 x 96"	4500	10"	70"	3415	13,177.95
HWL-100-6-78	84 x 96"	4500	10"	70"	3616	14,390.85
HWL-100-6-610	72 x 120"	4000	10"	70"	3983	14,573.95
HWL-100-6-710	84 x 120"	4000	10"	70"	4082	14,941.99
8,000 LB CAPACITY						
HWL-100-8-68	72 x 96"	6750	10"	70"	4440	17,619.93
HWL-100-8-78	84 x 96"	6750	10"	70"	4636	18,524.87
HWL-100-8-610	72 x 120"	6250	10"	70"	4851	19,021.91
HWL-100-8-710	84 x 120"	6250	10"	70"	4957	19,603.87
10,000 LB CAPACITY						
HWL-100-10-68	72 x 96"	8250	14"	72"	5848	21,261.87
HWL-100-10-78	84 x 96"	8250	14"	72"	6035	22,442.91
HWL-100-10-610	72 x 120"	8250	14"	72"	6081	23,089.85
HWL-100-10-710	84 x 120"	8250	14"	72"	6268	23,431.96
HWL-100-10-612	72 x 144"	8250	14"	72"	6548	24,490.91
HWL-100-10-712	84 x 144"	8250	14"	72"	6734	24,695.87
12,000 LB CAPACITY,						
HWL-100-12-68	72 x 96"	9750	14"	72"	6431	22,771.88
HWL-100-12-78	84 x 96"	9750	14"	72"	6617	23,994.87
HWL-100-12-710	84 x 120"	9750	14"	72"	6851	24,917.99
HWL-100-12-810	96 x 120"	9750	14"	72"	7037	25,558.89
HWL-100-12-612	72 x 144"	9750	14"	72"	7142	25,354.95
HWL-100-12-712	84 x 144"	9750	14"	72"	7269	25,825.87



Internal components vary depending on size & capacity.



DOCK BOARDS



Aluminum Dockboards With Steel Curbs

- This dockboard is designed for extra strength and safety.
- Deck is made of tough aluminum alloy and curbs are structural steel with cast tapered ends.

Steel legs are bolted on for increased durability. When using three-wheeled fork trucks order dockboard with capacity at least four-times the lifting capacity of fork truck. Call factory for additional sizes. When using three wheeled fork trucks, select capacity +20% due to concentrated load on center of board. FOB Shipping Point.



Lifting Chains

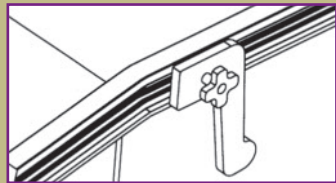
Now, boards can be quickly and easily moved with your forklift. Heavy duty chains lock onto board curbs with rugged steel hooks and locked by a screw and knob type locking pad. Removes in seconds.

HLC48-66-STL Fits boards 48" to 66".

Price Per Pair **\$78.95**

HLC72-84-STL Fits boards 72" to 84".

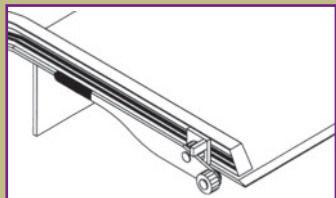
Price Per Pair **\$87.97**



Sliding Span Locks

Rugged steel span locks secure dockboard in place when the span between the dock and vehicle is greater than the understructure stops. Eliminates slipping or sliding.

HSSL Price Per Pair **\$128.85**




Lever Lift

Manual lift lever raises dockboard off the floor for easy forklift truck positioning. Lever falls to rest automatically when board is lifted.

HALL Price Ea. **\$89.88**

Product No.	Size W x L	Cap. (lbs.)	Wt. (lbs.)	Price Ea.	Product No.	Size W x L	Cap. (lbs.)	Wt. (lbs.)	Price Ea.
HTAS-10-6036	60 x 36"	10000	112	\$815.95	HTAS-15-6072	60 x 72"	15000	251	\$1,890.99
HTAS-10-6048	60 x 48"	10000	129	1,031.85	HTAS-15-7236	72 x 36"	15000	123	997.85
HTAS-10-6060	60 x 60"	10000	160	1,272.99	HTAS-15-7248	72 x 48"	15000	191	1,493.99
HTAS-10-6072	60 x 72"	10000	220	1,586.93	HTAS-15-7260	72 x 60"	15000	252	1,967.87
HTAS-10-7236	72 x 36"	10000	110	1,006.91	HTAS-20-6036	60 x 36"	20000	122	955.85
HTAS-10-7248	72 x 48"	10000	157	1,189.87	HTAS-20-6048	60 x 48"	20000	178	1,305.93
HTAS-10-7260	72 x 60"	10000	252	1,502.99	HTAS-20-6060	60 x 60"	20000	230	2,065.88
HTAS-15-6036	60 x 36"	15000	107	986.91	HTAS-20-6072	60 x 72"	20000	275	2,263.91
HTAS-15-6048	60 x 48"	15000	146	1,284.89	HTAS-20-7236	72 x 36"	20000	138	1,073.95
HTAS-15-6060	60 x 60"	15000	220	1,846.92	HTAS-20-7248	72 x 48"	20000	202	1,578.99
					HTAS-20-7260	72 x 60"	20000	287	2,147.95



Rugged Aluminum Dockboards

- Engineered and built to safely handle heavy forklifts and loads.
- Aluminum checker surface ensures skid-free traction.

Safety angle under-structure provides **REINFORCEMENT** for heavy loads.

Safety angle understructure provides reinforcement for heavy loads. Locking legs prevent movement during loading and unloading operations (Meets OSHA 1910.30 (a) (z)). Welded safety curbs prevent runoffs. Beveled edges reduce the wear and excessive jarring of equipment. Usable width is approximately 5" less than overall width. Curb channels are designed to accommodate accessories. Lifting chains, or the lever lift are recommended for dockboards weighing over 100 lbs. FOB Shipping Point. Call for additional sizes and capacities. Available in 20,000 lb. capacities.

5,000 lb. Capacity					10,000 lb. Capacity					15,000 lb. Capacity				
Width	Length	Product No.	Wt. (lbs.)	Price Ea.	Product No.	Wt. (lbs.)	Price Ea.	Product No.	Wt. (lbs.)	Price Ea.				
60"	36"	HBTA-05006036	82	\$828.85	HBTA-10006036	123	\$1,097.91	HBTA-15006036	141	\$1,279.95				
60"	48"	HBTA-05006048	105	1,176.96	HBTA-10006048	173	1,512.91	HBTA-15006048	180	1,666.87				
60"	60"	HBTA-05006060	133	1,409.91	HBTA-10006060	197	1,955.91	HBTA-15006060	229	2,155.96				
			-	-		-	-	HBTA-15006066	256	2,244.91				
60"	72"	HBTA-05006072	163	1,642.93	HBTA-10006072	251	2,171.92	HBTA-15006072	272	2,605.97				
72"	36"	HBTA-05007236	92	1,032.96	HBTA-10007236	161	1,389.85	HBTA-15007236	162	1,577.95				
72"	48"	HBTA-05007248	152	1,280.95	HBTA-10007248	189	1,654.89	HBTA-15007248	212	2,131.97				
72"	60"	HBTA-05007260	195	1,710.85	HBTA-10007260	247	2,182.96	HBTA-15007260	269	2,470.85				
72"	72"	HBTA-05007272	281	3,286.92	-	-	-	HBTA-15007272	386	4,589.99				

DOCK PLATE

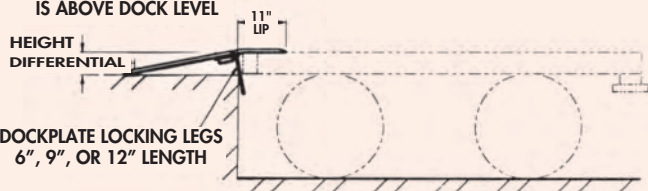


Aluminum Truck DOCK PLATES

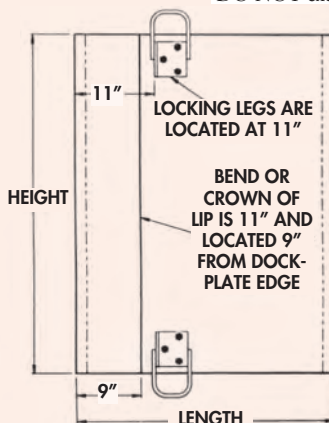
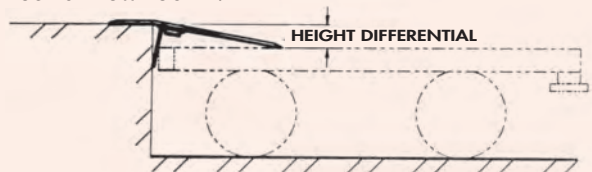
- The convenient, safe and easy way to access loading docks from trucks.
- 11° bend in the plate allows edges to be flush at dock and truck for smooth material transfer.

Lightweight and easily portable by just one person. Checker surface ensures skid-free safe traction. HSDP deck surface can be ordered with a smooth surface with grip tape instead of the checker surface. Beveled edges reduce tire wear and excessive equipment jarring. Locking legs secure the plate for safe loading and unloading. Complete with carrying handles attached to the locking legs. Available in steel — call for pricing. FOB Shipping Point.

POSITION DOCKPLATE IN THIS MANNER IF TRUCK IS ABOVE DOCK LEVEL



POSITION DOCKPLATE IN THIS MANNER IF TRUCK IS BELOW DOCK LEVEL



SELECTING YOUR DOCKPLATE

1) Rolling Load Capacity

Vehicle	% of Total Load
2 wheel handtrucks	100
4 wheel platform trucks	50
pallet trucks	66

2) Height Difference

Measure the difference in height between the truck and loading dock.

3) Determine Your Model

DO NOT exceed height difference or select too low of capacity.

OPTIONS - SPECIFY ON ORDER

Model No.	Description	Price Ea.
HSDP	Smooth deck plate	\$149.99
HSL	Special location of locking legs	\$26.85/pr.
HLHDL	Extra pair of locking legs w/handles and hardware, specify leg length	\$34.91/pr.

¾" Thick Tread Plate								½" Thick Tread Plate					
Width	Length	Hgt. Diff.	Product No.	Cap. (lbs.)	Wt. (lbs.)	Ship Via	Price Ea.	Product No.	Cap. (lbs.)	Wt. (lbs.)	Ship Via	Price Ea.	
30"	24"	3"	HE-3024	3000	35	UPS	\$299.91	HEH-3024	5200	42	UPS	\$349.93	
30"	30"	4"	HE-3030	2300	40	UPS	363.99	HEH-3030	4100	50	UPS	400.91	
30"	36"	5"	HE-3036	1800	49	UPS	402.97	HEH-3036	3500	61	UPS	487.87	
30"	48"	7"	HE-3048	1400	59	UPS	478.96	HEH-3048	2600	74	UPS	628.91	
36"	24"	3"	HE-3624	3600	45	UPS	335.85	HEH-3624	6200	49	UPS	409.99	
36"	30"	4"	HE-3630	3000	55	UPS	432.99	HEH-3630	5100	60	UPS	479.99	
36"	36"	5"	HE-3636	2500	71	UPS	507.87	HEH-3636	4300	71	UPS	557.87	
36"	48"	7"	HE-3648	1900	88	UPS	577.93	HEH-3648	3000	89	UPS	706.95	
48"	24"	3"	HE-4824	5200	48	UPS	419.99	HEH-4824	8200	55	UPS	542.85	
48"	30"	4"	HE-4830	4100	63	UPS	499.89	HEH-4830	6300	73		634.92	
48"	36"	5"	HE-4836	3500	71	UPS	608.87	HEH-4836	5300	89		732.99	
48"	42"	6"	HE-4842	3000	81		659.97	HEH-4842	4300	108		888.87	
48"	48"	7"	HE-4848	2600	91		712.99	HEH-4848	3800	118		987.96	
48"	60"	9"	HE-4860	1800	112		852.95	HEH-4860	2900	153		1,225.87	
60"	24"	3"	HE-6024	5700	60	UPS	478.95	HEH-6024	10000	75	UPS	605.95	
60"	30"	4"	HE-6030	4600	69		574.87	HEH-6030	7800	88		772.87	
60"	36"	5"	HE-6036	4100	75		664.93	HEH-6036	6600	109		891.99	
60"	42"	6"	HE-6042	3500	107		752.95	HEH-6042	5500	127		1,035.87	
60"	48"	7"	HE-6048	2900	119		844.97	HEH-6048	4800	145		1,170.99	
60"	60"	9"	HE-6060	2000	136		993.99	HEH-6060	3700	177		1,458.92	
72"	24"	3"	HE-7224	6500	84		586.99	HEH-7224	11900	87		721.95	
72"	30"	4"	HE-7230	5400	92		668.87	HEH-7230	9500	106		929.97	
72"	36"	5"	HE-7236	4300	100		816.91	HEH-7236	7800	129		1,068.85	
72"	48"	7"	HE-7248	3400	138		1,086.99	HEH-7248	5900	173		1,456.97	

QUALITY RAMPS & CROSSOVERS



Aluminum Walk Ramps


- Ideal for loading or unloading trucks when a dock is not available.
- Lightweight, convenient and safe.

Durable, yet lightweight, these ramps are perfect for use with 2 or 4 wheel carts. Safety chains are provided to connect the ramp to the truck. Grooved plates provide excellent traction. FOB Shipping Point.


Style A -- Rests on the truck bed.

Style B -- Steel hooks mount to exterior of truck.

Type	Hgt. Range	Usable Length	Capacity (lbs.)		Product No.	28" WIDE/26" USABLE		Product No.	38" WIDE/36" USABLE	
			4-Wheel Cart	2-Wheel Cart		Wt. (lbs.)	Price Ea.		Wt. (lbs.)	Price Ea.
A	6 - 21"	72"	2800	2000	HAWR-28-6A	68	\$522.85	HAWR-38-6A	86	\$677.96
A	6 - 25"	84"	2800	1800	HAWR-28-7A	78	595.93	HAWR-38-7A	88	728.96
A	6 - 29"	96"	2500	1650	HAWR-28-8A	84	655.99	HAWR-38-8A	105	789.96
A	6 - 33"	108"	2500	1600	HAWR-28-9A	95	737.92	HAWR-38-9A	113	849.99
A	6 - 38"	120"	2200	1500	HAWR-28-10A	101	779.95	HAWR-38-10A	125	981.95
A	6 - 46"	144"	1900	1400	HAWR-28-12A	128	921.95	HAWR-38-12A	150	1,161.85
A	6 - 54"	168"	1600	1200	HAWR-28-14A	136	1,043.95	HAWR-38-14A	168	1,300.91
A	6 - 62"	192"	1000	1000	HAWR-28-16A	143	1,176.96	HAWR-38-16A	198	1,417.99
B	6 - 23"	73 1/2"	2800	2000	HAWR-28-6B	68	509.99	HAWR-38-6B	88	670.93
B	6 - 27"	85 1/2"	2800	1800	HAWR-28-7B	78	567.85	HAWR-38-7B	88	717.93
B	6 - 31"	97 1/2"	2500	1650	HAWR-28-8B	84	638.95	HAWR-38-8B	105	823.89
B	6 - 35"	109 1/2"	2500	1600	HAWR-28-9B	95	672.91	HAWR-38-9B	113	853.96
B	6 - 40"	121 1/2"	2200	1500	HAWR-28-10B	105	737.91	HAWR-38-10B	125	952.96
B	6 - 48"	145 1/2"	1900	1400	HAWR-28-12B	128	903.92	HAWR-38-12B	150	1,135.85
B	6 - 56"	169 1/2"	1600	1200	HAWR-28-14B	136	979.91	HAWR-38-14B	168	1,273.91
B	6 - 64"	193 1/2"	1000	1000	HAWR-28-16B	154	1,127.91	HAWR-38-16B	190	1,416.85



Aluminum



Steel

Wheel Risers


- Extra strong risers compensate for dock height differences.
- Raises truck bed to dock height to handle fork lift and pallet truck loading and unloading operations.

Available in steel or aluminum. Call for additional sizes. FOB Shipping Point.

HATWR-WL Wheels for Aluminum Wheel Riser Price Ea. \$58.85

ALUMINUM - 15,000 LB. CAPACITY EACH									
Hgt.	Length	Level	18" Wide Product No.	Wt.(lbs.) Ea.	Price Ea.	24" Wide Product No.	Wt. (lbs.) Ea.	Price Ea.	
6"	48"	30"	HATWR-18-6-48	41	\$552.92	HATWR-24-6-48	59	\$643.92	
12"	72"	36"	-	-	-	HATWR-24-12-72	169	1,189.88	
STEEL - 20,000 LB. CAPACITY EACH									
6 1/4"	48"	24"	HSWR-18-6-48	233	560.87	HSWR-24-6-48	218	598.92	
6 1/4"	72"	48"	-	-	-	HSWR-24-6-72	310	808.99	
8 1/4"	60"	28"	-	-	-	HSWR-24-8-60	271	752.87	
8 1/4"	96"	64"	-	-	-	HSWR-24-8-96	416	1,057.91	
10 1/4"	72"	32"	-	-	-	HSWR-24-10-72	361	903.89	
10 1/4"	96"	56"	-	-	-	HSWR-24-10-96	486	1,148.91	
12 1/4"	84"	36"	-	-	-	HSWR-24-12-84	396	1,050.92	
12 1/4"	108"	60"	-	-	-	HSWR-24-12-108	524	1,323.91	

*Check availability.



EXTRUDED ALUMINUM HOSE & Cable Crossovers

The Extruded Aluminum Hose & Cable Crossovers protects air lines, electrical cords and computer cables from damage by fork trucks, carts, and personnel. These ramps have serrated edges for maximum traction and are lightweight for easy portability. Contact factory for special lengths up to 25 feet. FOB Shipping Point.




EXTRUDED ALUMINUM HOSE & CABLE CROSSOVERS						
Product No.	Overall W x H	Length	Usable Span W x H	Single-Wheel Capacity (lbs.)	Wt. (lbs.)	Price Ea.
HWR-24	2 1/2" x 3/8"	24"	1 1/4" x 3/8"	2,500	2	\$24.99
HWR-36	2 1/2" x 3/8"	36"	1 1/4" x 3/8"	2,500	4	45.88
HWR-48	2 1/2" x 3/8"	48"	1 1/4" x 3/8"	2,500	5	55.92
HHCR-24	7/8" x 1 1/8"	24"	2 1/2" x 3/4"	10,000	7	75.85
HHCR-36	7/8" x 1 1/8"	36"	2 1/2" x 3/4"	10,000	8	98.87
HHCR-48	7/8" x 1 1/8"	48"	2 1/2" x 3/4"	10,000	13	142.93
HLHCR-36	9/8" x 1 1/2"	36"	2 1/2" x 1 1/4"	10,000	13	146.99
HLHCR-48	9/8" x 1 1/2"	48"	2 1/2" x 1 1/4"	10,000	17	200.91
HLHCR-60	9/8" x 1 1/2"	60"	2 1/2" x 1 1/4"	10,000	24	252.95
HLHCR-72	9/8" x 1 1/2"	72"	2 1/2" x 1 1/4"	10,000	26	304.88
HXHCRC-36	2 1/8" x 3/8"	36"	4 1/2" x 3/8"	10,000	51	317.99
HXHCRC-48	2 1/8" x 3/8"	48"	4 1/2" x 3/8"	10,000	58	357.85
HXHCRC-60	2 1/8" x 3/8"	60"	4 1/2" x 3/8"	10,000	73	435.97
HXHCRC-72	2 1/8" x 3/8"	72"	4 1/2" x 3/8"	10,000	88	520.99

A) Urethane Hose & Cable Crossovers

- Features traction cleats on ramp surface.
- Weather resistant skin strong tear strength.

Safety Orange for visibility. Capacity 2400 lbs. Measures 23 1/2"W x 23 1/2"L. Other sizes available. Usable span 3"W. x 3"H. FOB Shipping Point.

HURTH-24 Wt. 18 lbs. Price Ea. \$239.88



A

DOCK EQUIPMENT



Electric Hydraulic Power Unit for PE Series



48 Hours to Ship

Mechanical Edge-O-Dock Operation Steps



A) The Edge-O-Dock Leveler

- The Edge-O-Dock can never slip out of position, get lost or stolen and eliminates pinched fingers and toes.

Guards keep feet from under ramp. It's easy to operate. Spot trailer then put lip up and in. Lip automatically drops when truck pulls away. Counterbalance spring easily adjusts to desired tension. All heavy duty steel construction, takes a pounding year after year. All Edge-O-Docks have a height differential of +/- 5". Standard with 29" ramping length (36" models with suffix 36). Dock bumpers measure 2" x 8" x 18". Installs easily with complete instructions. Available in either mechanical or hand pump hydraulic or electric models. Hydraulic features long lasting pump, cylinder, lines and fluid. Dock height must be minimum 48" high. FOB Shipping Point. Mechanical (Series HFM) manual Hydraulic Hand Pump (Series HPP) Electric Hydraulic (Series HPE) Power unit mounted underneath.

Product No.	Cap. (lbs.)	Width	Ramping Length	Wt. (lbs.)	Price Ea.
MECHANICAL					
HFM-2066	20000	66"	29"	514	\$1,609.85
HFM-2072	20000	72"	29"	523	1,756.97
MANUAL HYDRAULIC HAND PUMP					
HPP-1572-36	15000	72"	36"	752	2,402.95
HPP-2066	20000	66"	29"	583	1,964.91
HPP-2072	20000	72"	29"	627	2,107.88
HPP-2572-36	25000	72"	36"	1168	2,806.91
ELECTRIC HYDRAULIC					
HPE-1572-36	15000	72"	36"	749	4,069.85
HPE-2066	20000	66"	29"	581	3,139.96
HPE-2072	20000	72"	29"	601	3,442.91
HPE-2572-36	25000	72"	36"	826	3,873.87

Call for higher capacity applications.

* HCE curb edge 6" x 96" L \$250.87

* HAP approach plate 96" w x 12" l x 1/4" thick \$257.99

B) Aluminum Hand Truck Dockplates

- 5/16" Plate Thickness.

Aluminum Hand Truck Dockplates are designed for use with two (2) wheel hand trucks. It is a convenient, safe, and easy way to access loading docks from trucks. This dockplate is lightweight and easily transported by just one person. The tread plate surface ensures skid-resistant safe traction and the locking legs secure the plate for safe loading and unloading. Complete with bolt-on carrying handles and locking legs. The bend is 11° and located 9" from edge. FOB Shipping Point.

Product No.	Plate Size W x L	Height Diff.	Uniform Cap. (lbs.)	Wt. (lbs.)	Price Ea.
HAH-3024	30 x 24"	3"	700	31	\$264.87
HAH-3030	30 x 30"	4"	700	35	299.87
HAH-3036	30 x 36"	5"	700	45	379.85
HAH-3048	30 x 48"	7"	700	53	433.96
HAH-3624	36 x 24"	3"	700	37	327.87
HAH-3630	36 x 30"	4"	700	43	378.96
HAH-3636	36 x 36"	5"	700	54	412.88
HAH-3648	36 x 48"	7"	700	63	525.99

Add 6" to get overall width.

C) Steel Truck Dock Boards

- Lever Lift™ feature permits convenient transfer with your forklift truck.

Heavy duty steel dock board is especially designed for ease of transfer. First, pull up lever lift handle, position forks under dockboard and it's ready to move or reposition. Beveled edges on both ends permit smooth entry and exit. Deck is checkered for safe, efficient use. Safety stops eliminate ramp movement. Lip is 9", crowned at truck end. Side rail ends are safety sloped. Meets OSHA requirements. FOB Shipping Point. Manually lift lever to raise dock board off the floor. Position forks under board...lever automatically falls when board is lifted. Ready to load, lever is out of the way.

Hgt. Differential		10,000 LB CAPACITY			15,000 LB CAPACITY			20,000 LB CAPACITY		
Size W x L	11°/19%	Product No.	Wt. (lbs.)	Price Ea.	Product No.	Wt. (lbs.)	Price Ea.	Product No.	Wt. (lbs.)	Price Ea.
60 x 36"	5"	HTS-10-6036	259	\$1,045.95	HTS-15-6036	295	\$1,384.85	HTS-20-6036	303	\$1,437.96
60 x 48"	7"	HTS-10-6048	388	1,280.92	HTS-15-6048	390	1,532.89	HTS-20-6048	433	1,536.91
60 x 60"	10"	HTS-10-6060	447	1,601.95	HTS-15-6060	458	1,929.88	HTS-20-6060	582	2,301.96
60 x 72"	12"	HTS-10-6072	535	1,898.95	HTS-15-6072	601	2,385.89	HTS-20-6072	791	2,742.99
72 x 36"	5"	HTS-10-7236	300	1,175.89	HTS-15-7236	347	1,363.95	HTS-20-7236	390	1,761.95
72 x 48"	7"	HTS-10-7248	386	1,282.85	HTS-15-7248	443	1,782.97	HTS-20-7248	512	2,070.92
72 x 60"	10"	HTS-10-7260	563	1,953.91	HTS-15-7260	581	2,051.89	HTS-20-7260	647	2,553.91
72 x 72"	12"	HTS-10-7272	721	2,316.93	HTS-15-7272	668	2,440.87	HTS-20-7272	919	2,970.88

* Deduct 4 1/2" for usable width. Aluminum dock boards also available. Call for variable sizes and capacities.

D) Aluminum Mini-Dockplates "Curb Jumpers"

- Scale 3" to 5" curbs and high door thresholds with these easy to handle Curb Jumpers.

Perfect for use with hand trucks making deliveries. Rugged aluminum construction is lightweight for simple one person handling. Features carrying handle and diamond tread surface for non-slip traction. FOB Shipping Point.

Product No.	Cap. (lbs.)	Size W x L	Wt. (lbs.)	Price Ea.
HAMD-2418	500	24 x 18"	8	\$159.99
HAMD-3018	600	30 x 18"	13	169.95
HAMD-3618	700	36 x 18"	14	199.97

DOCKBOARDS & DOCKPLATES



**Quality products
made in the USA!**


Steel Dockboards

- Fully welded, all steel curbs.
- Tire saver curbs for reduced tire wear.
- Heavy duty steel tread plate deck.
- Fold-down lift loops (lift chains available).
- Double bend design.
- Rugged locking legs.

Steel dockboards are designed for the safe loading and unloading of heavy duty freight with the use of a forklift. Copperloy steel dockboards can accommodate capacities from 15,000 - 35,000 lbs. FOB Shipping Point.


STEEL DOCKBOARDS								
			15,000 LB.			20,000 LB.		
Width	Length	Max. Height Differential	Product No.	Wt. (lbs.)	Price Ea.	Product No.	Wt. (lbs.)	Price Ea.
60"	36"	5"	HSTR15-60-36	375	\$1,938.00	HSTR20-60-36	465	\$2,132.00
60"	42"	6"	HSTR15-60-42	465	2,043.00	HSTR20-60-42	575	2,268.00
60"	48"	7 1/2"	HSTR15-60-48	515	2,187.00	HSTR20-60-48	635	2,401.00
60"	54"	8 1/2"	HSTR15-60-54	600	2,390.00	HSTR20-60-54	705	2,558.00
60"	60"	9 1/2"	HSTR15-60-60	650	2,590.00	HSTR20-60-60	770	2,811.00
60"	72"	12"	HSTR15-60-72	750	2,992.00	HSTR20-60-72	900	3,205.00
60"	84"	14"	HSTR15-60-84	860	3,397.00	HSTR20-60-84	1,060	3,607.00
60"	96"	16"	HSTR15-60-96	1,000	3,777.00	HSTR20-60-96	1,200	4,001.00
72"	36"	5"	HSTR15-72-36	440	2,084.00	HSTR20-72-36	540	2,197.00
72"	42"	6"	HSTR15-72-42	545	2,205.00	HSTR20-72-42	670	2,501.00
72"	48"	7 1/2"	HSTR15-72-48	600	2,412.00	HSTR20-72-48	800	2,694.00
72"	54"	8 1/2"	HSTR15-72-54	690	2,610.00	HSTR20-72-54	825	2,934.00
72"	60"	9 1/2"	HSTR15-72-60	750	2,805.00	HSTR20-72-60	900	3,174.00
72"	72"	12"	HSTR15-72-72	870	3,205.00	HSTR20-72-72	1,050	3,647.00
72"	84"	14"	HSTR15-72-84	995	3,607.00	HSTR20-72-84	1,240	4,119.00
72"	96"	16"	HSTR15-72-96	1,150	4,001.00	HSTR20-72-96	1,395	4,590.00
84"	36"	5"	HSTR15-84-36	500	2,233.00	HSTR20-84-36	615	2,515.00
84"	48"	7 1/2"	HSTR15-84-48	670	2,697.00	HSTR20-84-48	850	2,995.00
84"	60"	9 1/2"	HSTR15-84-60	850	3,174.00	HSTR20-84-60	1,030	3,533.00
84"	72"	12"	HSTR15-84-72	990	3,639.00	HSTR20-84-72	1,200	4,079.00

More sizes available – call for information.



ALUMINUM DOCKBOARDS WITH STEEL BOLT-ON CURBS								
			10,000 LB.			15,000 LB.		
Width	Length	Product No.	Wt. (lbs.)	Price Ea.	Product No.	Wt. (lbs.)	Price Ea.	
60"	36"	HABC10-60-36	128	\$861.00	HABC15-60-36	154	\$1,084.00	
60"	42"	HABC10-60-42	147	982.00	HABC15-60-42	178	1,238.00	
60"	48"	HABC10-60-48	164	1,106.00	HABC15-60-48	200	1,392.00	
60"	60"	HABC10-60-60	202	1,348.00	HABC15-60-60	248	1,695.00	
60"	72"	HABC10-60-72	241	1,594.00	HABC15-60-72	297	2,001.00	
72"	36"	HABC10-72-36	145	962.00	HABC15-72-36	178	1,211.00	
72"	48"	HABC10-72-48	187	1,248.00	HABC15-72-48	231	1,594.00	
72"	60"	HABC10-72-60	230	1,533.00	HABC15-72-60	285	1,977.00	

More sizes available – call for information.



Aluminum Dockboards

- Tough aluminum tread plate deck.
- Structural steel curbs bolted on 6" centers.
- High traction, corrosion free surface.
- Lightweight for easy maneuvering.

This product provides strength and durability in a lighter, more maneuverable dockboard. Available in 10,000 lb. and 15,000 lb. capacities. FOB Shipping Point.

Aluminum Dockplates

- Manufactured with 3/8" or 1/2" aluminum tread plate.
- Rugged 1/2" steel locking legs are attached with vibration-proof fasteners.
- Includes knuckle saver strap handles for lifting.

Dockplates are used in lighter capacity applications where low height differences exist and safety curbs are not necessary. FOB Shipping Point.

ALUMINUM DOCKPLATES											
3/8" THICK						1/2" THICK					
Width	Length	Max. Height Differential	Leg Ht.	Product No.	Cap. (lbs.)	Wt. (lbs.)	Price Ea.	Product No.	Cap. (lbs.)	Wt. (lbs.)	Price Ea.
48"	36"	5"	9"	HLP48-36	3,100	89	\$525.00	HLP48-36	5,500	110	\$670.00
48"	42"	6"	9"	HLP48-42	2,600	100	587.00	HLP48-42	4,600	125	760.00
48"	48"	7"	9"	HLP48-48	2,200	112	648.00	HLP48-48	4,000	139	851.00
48"	54"	8"	13"	HLP48-54	1,700	135	711.00	HLP48-54	3,500	165	945.00
48"	60"	9 1/2"	13"	HLP48-60	1,200	146	772.00	HLP48-60	3,100	180	1,036.00
48"	72"	11 1/2"	13"	HLP48-72	700	168	893.00	HLP48-72	1,600	209	1,217.00
60"	36"	5"	9"	HLP60-36	3,800	106	630.00	HLP60-36	6,800	132	801.00
60"	42"	6"	9"	HLP60-42	3,200	120	710.00	HLP60-42	5,800	153	912.00
60"	48"	7"	9"	HLP60-48	2,700	134	792.00	HLP60-48	5,000	168	1,026.00
60"	54"	8"	13"	HLP60-54	2,100	160	872.00	HLP60-54	4,400	198	1,137.00
60"	60"	9 1/2"	13"	HLP60-60	1,500	174	954.00	HLP60-60	3,800	217	1,250.00
60"	72"	11 1/2"	13"	HLP60-72	850	202	1,116.00	HLP60-72	2,000	253	1,473.00


Price includes heavy duty strap handles. More sizes and other options available – call for information.

**Steel and aluminum
surcharges may apply
for all products listed.**

YARD RAMPS & DOCKS



**Quality products
made in the USA!**



Includes hydraulic hand pump to easily adjust top end of ramp with the bed of truck or dock.

7" safety curbs

High strength open steel grating – For superior all weather traction.

Quality pneumatic tires - to easily move ramp even in poor yard conditions.

8' Level off gives forklift level entry into most loading conditions.

8' safety chains



Safety feature:
15" LIP rests firmly on truck or dock prevents a dangerous gap between truck and ramp that can happen on models with no overlap.

Mobile Yard Ramps

- Built strong for tough applications.
- Ideal for use when a dock is not available.

Durable ramps make loading and unloading trucks easy. Open steel grating ensures safe use in all weather conditions. Engineered for maximum efficiency. Standard color is Black. Also available in Yellow for an extra charge. FOB Shipping Point.

MOBILE STEEL CONTAINER YARD RAMPS WITH STEEL GRATING						
Product No.	Cap. (lbs.)	Size L x W	Range	Level Off	Wt. (lbs.)	Price Ea.
HSYR16-70-36PL8	16,000	36' x 70"	38-65"	8'	6,100	\$19,648.00
HSYR16-84-36PL8	16,000	36' x 84"	38-65"	8'	6,900	21,674.00
HSYR20-70-36PL8	20,000	36' x 70"	38-65"	8'	6,200	21,409.00
HSYR20-84-36PL8	20,000	36' x 84"	38-65"	8'	7,000	23,587.00
HSYR25-70-36PL8	25,000	36' x 70"	38-65"	8'	6,300	22,683.00
HSYR25-84-36PL8	25,000	36' x 84"	38-65"	8'	7,100	25,245.00
HSYR30-84-36PL8	30,000	36' x 84"	38-65"	8'	8,300	27,271.00

Add -YE to Product No. for Yellow Paint ... add \$875.00

Dimensions are overall width including curbs. Subtract 8" for useable width. More sizes available – call for information. Aluminum ramps available – call for more information.



Stationary Ramps

- Convenient and safe.
- Weather resistant steel grating.

Designed for fork trucks and some vehicles to access the dock to and from ground level. Steel grating is weatherproof and built for years of hard use. Standard color is Black. Also available in Yellow Paint for an extra charge. Other capacities available – call for information. FOB Shipping Point.

STATIONARY RAMPS WITH STEEL GRATING					
Product No.	Cap. (lbs.)	Size L x W	Range	Wt. (lbs.)	Price Ea.
HSDG16-70-30	16,000	30' x 70"	38-60"	5,020	\$14,422.00
HSDG16-84-30	16,000	30' x 84"	38-60"	5,770	15,678.00
HSDG16-96-30	16,000	30' x 96"	38-60"	6,475	18,698.00
HSDG20-70-30	20,000	30' x 70"	38-60"	5,175	15,314.00
HSDG20-84-30	20,000	30' x 84"	38-60"	5,925	18,259.00
HSDG20-96-30	20,000	30' x 96"	38-60"	6,600	20,731.00

Add -YE to Product No. for Yellow Paint ... add \$875.00.

Dimensions are overall width including curbs. Subtract 8" for useable width.

Edge-of-Dock Leveler

- Smooth and easy to operate with handle or optional wall mounted push button.
- Exclusive lift mechanism and spring assembly sets the board in place with 1/4 the effort of a conventional edge-of-dock.

FOB Shipping Point.


EDGE-OF-DOCK LEVELERS				
Product No.	Cap. (lbs.)	Plate Width	Wt. (lbs.)	Price Ea.
HSEL2066CG	20,000	66"	490	\$1,448.00
HSEL2072CG	20,000	72"	505	1,524.00
HSEL3066CG	30,000	66"	524	1,580.00
HSEL3072CG	30,000	72"	563	1,664.00
HSEL3078CG	30,000	78"	598	1,964.00
HSEL3084CG	30,000	84"	625	2,136.00

Add 30" to plate width for overall width. Standard price includes molded rubber bumpers and steel blocks.

Optional Steel Bumper Guard...add \$100.00.

Longer Lip for refrigerated trucks (16" lip length)...add \$100.00.

Hydraulic Power (single phase 115 volt)...add \$2,083.00.



Optional
Steel
Bumper Guards

**Steel and aluminum
surcharges may apply
for all products listed.**

Dock Lifts



**Quality products
made in the USA!**

Pit-Mounted Dock Lifts

- **Superb durability.**
- **Built for safety and high quality performance.**

Solid steel scissors provide excellent stability and the steel tread plate on running surfaces ensure safe footing. Piston-type hydraulic cylinders are hard-chrome plated with polished rods, polyurethane seals and wear plates for long life. 5HP, 3 phase motor. FOB Shipping Point.

Product No.	Cap. (lbs.)	PIT-MOUNT DOCK LIFT		Axle Load over Bridge	Wt. (lbs.)	Price Ea.
		Height	Platform Size			
HDK050-60-72X96	5,000		72 x 96"	2,500	3,100	\$20,580.00
HDK050-60-72X120	5,000	Raised - 70"	72 x 120"	2,500	3,400	21,979.00
HDK050-60-96X96	5,000	Lowered - 10"	96 x 96"	2,500	3,400	22,729.00
HDK050-60-96X120	5,000		96 x 120"	2,500	3,800	25,086.00
HDK060-60-72X96	6,000		72 x 96"	3,000	3,200	20,891.00
HDK060-60-72X120	6,000	Raised - 70"	72 x 120"	3,000	3,500	22,307.00
HDK060-60-96X96	6,000	Lowered - 10"	96 x 96"	3,000	3,500	23,063.00
HDK060-60-96X120	6,000		96 x 120"	3,000	3,900	25,487.00
HDK080-60-72X96	8,000		72 x 96"	6,500	4,700	36,655.00
HDK080-60-72X120	8,000	Raised - 76"	72 x 120"	6,500	4,800	38,944.00
HDK080-60-96X96	8,000	Lowered - 16"	96 x 96"	6,500	4,800	39,277.00
HDK080-60-96X120	8,000		96 x 120"	6,500	5,000	40,031.00
HDK100-60-72X96	10,000		72 x 96"	8,000	4,800	37,265.00
HDK100-60-72X120	10,000	Raised - 76"	72 x 120"	8,000	4,900	39,554.00
HDK100-60-96X96	10,000	Lowered - 16"	96 x 96"	8,000	4,900	38,790.00
HDK100-60-96X120	10,000		96 x 120"	8,000	5,100	40,865.00
HDK120-60-72X120	12,000		72 x 120"	9,600	5,600	40,166.00
HDK120-60-72X144	12,000	Raised - 76"	72 x 144"	9,600	6,000	42,575.00
HDK120-60-96X120	12,000	Lowered - 16"	96 x 120"	9,600	6,000	41,769.00
HDK120-60-96X144	12,000		96 x 144"	9,600	6,300	44,274.00
HDK150-60-72X120	15,000		72 x 120"	12,000	5,700	45,786.00
HDK150-60-72X144	15,000	Raised - 76"	72 x 144"	12,000	6,200	48,957.00
HDK150-60-96X120	15,000	Lowered - 16"	96 x 120"	12,000	6,200	48,033.00
HDK150-60-96X144	15,000		96 x 144"	12,000	6,500	50,924.00



Surface Mount Dock Lifts

- **Turns any concrete surface into a loading dock.**
- **Lifts up to 5,000 lbs.**

You can have a loading dock any place you need one, as long as the surface will support the dock lift base. There is no pit required. Steel tread plate on all running surfaces. Push button control with twist lock plug. Includes removable hand railing and safety chains. Standard models can lift up to 5,000 lbs. and can accommodate hand carts, 4-wheel carts and pallet trucks. FOB Shipping Point.

Product No.	Cap. (lbs.)	SURFACE MOUNT DOCK LIFT				Axle Load over Bridge	Wt. (lbs.)	Price Ea.
		Height Raised	Height Lowered	Platform Size				
HDS030-54-72X72	3,000	60"	6"	72 x 72"		2,000	2,300	\$22,190.00
HDS040-54-72X72	4,000	60"	6"	72 x 72"		2,000	2,400	24,230.00
HDS050-54-72X72	5,000	60"	6"	72 x 72"		2,000	2,500	25,190.00

**Steel and aluminum
surcharges may apply
for all products listed.**

DOCK EQUIPMENT



Do More at Your Dock.


Superior's Cantilever

Speed-Lift™ is a

Safer, Faster,

& More Robust

Way to Lift.



- Viable dock alternative.
- **3X Faster** than scissor lifts.
- No bollards or pits required.
- Automatic-folding ramps and bridges.
- **5-year parts & 2-year labor warranty.**
- Simply level, anchor, and add power.

S-LINE CANTILEVER SURFACE MOUNT DOCK LIFTS								
Product No.	Cap. (lbs.)	Platform up to 96" W.	Lowered Height	Raised Height	Speed FPM	Motor HP	Wt. (lbs.)	Price Ea.
HSL-5000-A	5000	60 x 84"	3"	58"	33	5	3600	\$26,242.00
HSL-5000-B	5000	60 x 96"	3"	58"	33	5	3775	27,403.00
HSL-5000-C	5000	60 x 120"	3"	58"	33	5	4100	29,076.00
HSL-6000-A	6000	60 x 84"	3"	58"	33	5	3650	28,148.00
HSL-6000-B	6000	60 x 96"	3"	58"	33	5	3825	29,559.00
HSL-6000-C	6000	60 x 120"	3"	58"	33	5	4150	31,215.00
HSL-8000-A	8000	68 x 84"	3"	58"	33	10	4775	33,953.00
HSL-8000-B	8000	68 x 96"	3"	58"	33	10	4940	34,398.00
HSL-8000-C	8000	68 x 120"	3"	58"	33	10	5350	36,634.00

G-LINE CANTILEVER SURFACE MOUNT DOCK LIFTS								
Product No.	Cap. (lbs.)	Platform up to 96" W.	Lowered Height	Raised Height	Speed FPM	Motor HP	Wt. (lbs.)	Price Ea.
HSL-10000-C	10000	68 x 120"	4"	58"	28	15	7170	\$44,424.00
HSL-10000-D	10000	68 x 150"	4"	58"	28	15	7810	51,051.00
HSL-10000-E	10000	68 x 168"	4"	58"	28	15	8500	53,746.00
HSL-15000-C	15000	68 x 120"	4"	58"	28	20	8800	46,205.00
HSL-15000-D	15000	68 x 150"	4"	58"	28	20	9600	52,545.00
HSL-15000-E	15000	68 x 168"	4"	58"	28	20	10110	55,404.00

P-LINE CANTILEVER SURFACE MOUNT DOCK LIFTS								
Product No.	Cap. (lbs.)	Platform up to 96" W.	Lowered Height	Raised Height	Speed FPM	Motor HP	Wt. (lbs.)	Price Ea.
HSL-25000-E	25000	68 x 168"	4"	58"	20	20	11810	\$75,082.00
HSL-25000-F	25000	68 x 216"	4"	58"	20	20	13220	82,689.00
HSL-25000-G	25000	68 x 252"	4"	58"	20	20	14270	92,302.00

CANTILEVER MOBILE DOCK LIFTS								
Product No.	Cap. (lbs.)	Platform up to 96" W.	Lowered Height	Raised Height	Speed FPM	Motor	Wt. (lbs.)	Price Ea.
HMDL-6000-B	6000	54 x 96.5"	3"	58"	33	10HP Hatz 1850 Diesel Engine	5100	\$54,836.00

- Standard models designed to be placed on a flat, level, concrete surface (even with the truck wheels), unload standard-height trucks (44"-56"), and off-load down to ground level.
- Powered by 230V/60/3Ph. **No separate control unit is required.** The mechanical, hydraulic, and electrical systems are self-contained within the frame. 1Ph and 460/480V available.
- Designed to operate for more than **30 years** with routine maintenance and withstand severe weather conditions.
- Exceeds ANSI MH29.1. Electrical control boxes are UL approved.
- **Side-off option** available for -B thru -G platforms.
- Mounting platforms available for placement on asphalt.
- Made with **high-grade steel**. The platform, ramp, and bridge are **non-skid diamond plate**.
- EXWORKS origin.



NSF-ISR

Registered to ISO 9001



CALL FOR MORE MODELS AND CUSTOMIZATIONS

S-LINE 5000-8000 lbs. capacity



Hand Carts, Manual or Powered Pallet Jacks



G-LINE 10000-15000 lbs. capacity



Powered Pallet Jacks, Small Forklifts



P-LINE 25000 lbs. capacity



Large Forklifts and Other Heavy Loads



MOBILE 6000 lbs. capacity



Hand Carts, Manual or Powered Pallet Jacks



The **Mobile Dock Lift** is a fully mobile, self-powered, NATM certified, 6000 lbs. capacity dock lift. It can be towed and used anywhere - behind a store, on a construction site, farm, military base, disaster area, and more.

STANDARD TOWING PACKAGE



ALUMINUM DOCK BOARDS & PLATES



Aluminum Dock Plates

• Bolt-on steel legs.



Bluff Aluminum Dock Plates offer a low-cost solution to bridging the gap between a dock and trailer, and are intended for low to medium volume loading applications using pallet jacks, hand trucks or dollies. Not intended for forklift use or for below dock loading. Bolt-on steel legs secure the dock plate while in use. Dock Plates come standard with hand holes for lifting, but EZ-Roll Handles can also be added on for additional cost. Manufactured and tested in compliance with ANSI Standard MH30.2. OSHA 1910.3 Compliant. FOB Shipping Point.

ALUMINUM DOCK PLATES					
Product No.	Cap. (lbs.)	Size W x L	Height Up	Wt. (lbs.)	Price Ea.
HA3624	4000	36 x 24"	1"	47	\$315.00
HA3630	3200	36 x 30"	2"	56	377.00
HA3636	2650	36 x 36"	3"	64	441.00
HA3648	2000	36 x 48"	5"	80	565.00
HA4824	5300	48 x 24"	1"	58	419.00
HA4830	4250	48 x 30"	2"	69	482.00
HA4836	3550	48 x 36"	3"	80	546.00
HA4848	2650	48 x 48"	5"	105	671.00
HA4860	2100	48 x 60"	7"	130	798.00
HA6024	6650	60 x 24"	1"	69	482.00
HA6030	5300	60 x 30"	2"	83	565.00
HA6036	4400	60 x 36"	3"	97	651.00
HA6048	3300	60 x 48"	5"	127	818.00
HA6060	2650	60 x 60"	7"	157	986.00
HA7230	6400	72 x 30"	2"	97	692.00
HA7236	5300	72 x 36"	3"	113	798.00
HA7248	4000	72 x 48"	5"	149	1,007.00
HB3624	7100	36 x 24"	1"	58	369.00
HB3630	5650	36 x 30"	2"	68	441.00
HB3636	4700	36 x 36"	3"	79	513.00
HB3648	3550	36 x 48"	5"	106	660.00
HB4824	9450	48 x 24"	1"	72	504.00
HB4830	7550	48 x 30"	2"	86	598.00
HB4836	6300	48 x 36"	3"	101	692.00
HB4848	4700	48 x 48"	5"	133	880.00
HB4860	3750	48 x 60"	7"	164	1,069.00
HB6024	11850	60 x 24"	1"	86	598.00
HB6030	9450	60 x 30"	2"	104	714.00
HB6036	7900	60 x 36"	3"	122	827.00
HB6048	5900	60 x 48"	5"	163	1,060.00
HB6060	4700	60 x 60"	7"	200	1,290.00
HB7230	11350	72 x 30"	2"	122	976.00
HB7236	9450	72 x 36"	3"	144	1,122.00
HB7248	7100	72 x 48"	5"	190	1,416.00

EZ ROLL ATTACHMENTS FOR ALUMINUM DOCK PLATES			
Product No.	Add-On	Wt. (lbs.)	Price Per Pair
HEZ35LR-PAIR	For Aluminum Dock Plates & Boards 36"L.	42	\$535.00
HEZ40LR-PAIR	For Aluminum Dock Plates & Boards 42"L. or 48"L.	46	535.00
HEZ47LR-PAIR	For Aluminum Dock Plates & Boards 54"L. or 60"L.	50	535.00
HEZ52LR-PAIR	For Aluminum Dock Plates & Boards 66", 72" or 78"L.	58	535.00

Spring Loaded Dock Plates


Bluff's Spring Loaded Dock Plate (SL Plates) is an ideal solution for loading applications involving hand trucks and dollies, and is typically used by customers in bakery, beverage and snack distribution industries. The SL Plate is vertically stored and easily actuated by hand or foot. Available options include kick plate covers and traction tape. Not for use with powered equipment. Each SL Plate is site-specific and requires a completed worksheet to design - call for pricing. Patent # US D633,684 S. FOB Shipping Point.



Aluminum Dock Boards

• Lightweight.

Bluff Aluminum Dock Boards are ideal for low to medium volume dock loading applications, and are designed for use with forklifts or pallet jacks. A lightweight alternative to steel dock boards, the aluminum boards are available in capacities from 10,000-15,000 lbs. Add-on options include EZ Roll arms, lifting chains or speedy board cuttings. Manufactured and tested in compliance with ANSI Standard MH30.2. FOB Shipping Point.



ALUMINUM DOCK BOARDS						
Product No.	Cap. (lbs.)	Size W x L	Ht. Up Electric Forklift	Ht. Up Propane Forklift	Wt. (lbs.)	Price Ea.
HAC6036	10000	60 x 36"	3"	5"	127	\$930.00
HAC6048	10000	60 x 48"	5"	7"	163	1,169.00
HAC6060	10000	60 x 60"	7"	9"	202	1,393.00
HAC6072	10000	60 x 72"	8 1/2"	11"	253	1,582.00
HAC7236	10000	72 x 36"	3"	5"	136	1,104.00
HAC7248	10000	72 x 48"	5"	7"	179	1,368.00
HAC7260	10000	72 x 60"	7"	9"	225	1,604.00
HBC6036	15000	60 x 36"	3"	5"	145	1,196.00
HBC6048	15000	60 x 48"	5"	7"	201	1,487.00
HBC6060	15000	60 x 60"	7"	9"	247	1,794.00
HBC6072	15000	60 x 72"	8 1/2"	11"	304	2,026.00
HBC7236	15000	72 x 36"	3"	5"	167	1,335.00
HBC7248	15000	72 x 48"	5"	7"	220	1,692.00
HBC7260	15000	72 x 60"	7"	9"	277	2,044.00

EZ ROLL ATTACHMENTS FOR ALUMINUM DOCK BOARDS			
Product No.	Add-On	Wt. (lbs.)	Price Per Pair
HEZ35LR-PAIR	For Aluminum Dock Plates & Boards 36"L.	42	\$535.00
HEZ40LR-PAIR	For Aluminum Dock Plates & Boards 42"L. or 48"L.	46	535.00
HEZ47LR-PAIR	For Aluminum Dock Plates & Boards 54"L. or 60"L.	50	535.00
HEZ52LR-PAIR	For Aluminum Dock Plates & Boards 66", 72" or 78"L.	58	535.00
HACL	Lifting Chains For Aluminum Dock Boards	11	90.00

STEEL DOCK BOARDS & LEVELERS



Steel Dock Boards

• Fully welded design.

Rated for forklift use, Bluff Steel Dock Boards provide an easy transition from dock to truck. The fully-welded design aids in safely loading and unloading freight and are available in standard capacities from 15,000 to 40,000 lbs. All steel dock boards are manufactured and tested in compliance with ANSI Standard MH30.2 and are OSHA 1910.3 compliant. FOB Shipping Point.



STEEL DOCK BOARDS						
Product No.	Cap. (lbs.)	Size W x L	Ht. Up Electric Forklift	Ht. Up Propane Forklift	Wt. (lbs.)	Price Ea.
H10SC6036	10000	60 x 36"	3"	5"	207	\$1,299.00
H10SC6048	10000	60 x 48"	5"	7"	276	1,571.00
H10SC6060	10000	60 x 60"	7"	9"	345	1,933.00
H10SC6072	10000	60 x 72"	8½"	11"	510	2,122.00
H10SC7236	10000	72 x 36"	3"	5"	298	1,485.00
H10SC7248	10000	72 x 48"	5"	7"	392	1,902.00
H10SC7260	10000	72 x 60"	7"	9"	486	2,157.00
H15T6048	15000	60 x 48"	5"	7"	439	2,000.00
H15T6060	15000	60 x 60"	7"	9"	523	2,408.00
H15T6072	15000	60 x 72"	8½"	11"	607	2,723.00
H15T7248	15000	72 x 48"	5"	7"	506	2,272.00
H15T7260	15000	72 x 60"	7"	9"	605	2,746.00
H15T7272	15000	72 x 72"	8½"	11"	703	3,020.00
H20T6048	20000	60 x 48"	5"	7"	490	2,272.00
H20T6060	20000	60 x 60"	7"	9"	605	2,643.00
H20T6072	20000	60 x 72"	8½"	11"	684	3,020.00
H20T7248	20000	72 x 48"	5"	7"	568	2,539.00
H20T7260	20000	72 x 60"	7"	9"	682	2,983.00
H20T7272	20000	72 x 72"	8½"	11"	795	3,427.00

Rail Boards

Bluff Rail Boards are a way to bridge the gap between a dock and railcar for safe loading and unloading of shipments. They are custom designed to meet the unique specifications of each dock site, and can work successfully with any type of railcar. Lifting loops and locking rings make the Rail Board easy to place and secure before driving across it with a forklift. Available capacities range from 15,000-90,000 lbs. All-welded steel construction. Worksheet required to design -- call for pricing. FOB Shipping Point.




Edge of Dock Levelers

Bluff's Edge of Dock Leveler provides an easy way to correct the height difference between a dock and trailer bed. With a working range of 5" above and 5" below dock, it accommodates most loading applications. The leveler is positioned by lifting and pulling the handle to the dock floor, and then the latch assembly activates the lip, projecting it forward onto the bed of the trailer as the handle is lifted. When released, the handle automatically returns to its stored position. Conforms to ANSI MH30.1 Standards. FOB Shipping Point.

Edge of Dock Leveler Features

- Capacities from 20,000 to 30,000 lbs.
- Available widths of 66", 72", and 78".
- Self-Storing handle.
- Bumper and bumper blocks included.
- Optional add-ons include: anchor kit, approach plate, longer lip for refrigerated trucks, steel faced bumpers and hydraulic package.



EDGE OF DOCK LEVELERS					
Product No.	Cap. (lbs.)	Usable Width	Overall Width	Wt. (lbs.)	Price Ea.
H20EP66	20000	66"	88"	448	\$1,728.00
H20EP72	20000	72"	94"	476	1,886.00
H20EP78	20000	78"	100"	504	2,280.00
H25EP66	25000	66"	88"	509	1,987.00
H25EP72	25000	72"	94"	542	2,124.00
H25EP78	25000	78"	100"	576	2,389.00
H30EP66	30000	66"	88"	509	2,296.00
H30EP72	30000	72"	94"	542	2,416.00
H30EP78	30000	78"	100"	576	2,542.00

OPTIONS FOR EDGE OF DOCK LEVELERS			
Product No.	Description	Wt. (lbs.)	Price Ea.
HEPAP12	Approach Plate 120"W x 12"L	164	\$427.00
HEPAP24	Approach Plate 120"W x 24"L	328	774.00
HEPAP1	Anchor Kit for Approach Plate Only	3	121.00
HEPAP2	Anchor Kit for EOD Only	6	160.00
HEPAP3	Anchor Kit for EOD + Approach Plate	7	227.00
HEPHYDRAULIC	Hydraulic Package for EOD	55	2,062.00

Surcharge may apply.

SAFETY RAILS & GUARDS



Tuff Guard Safety Railing

Bluff Tuff Guard safety railing greatly improves plant safety and efficiency by reducing costs associated with employee injury, machinery down time and building repairs due to accidental collisions. Tuff Guard is an efficient way of protecting machinery, in-plant offices, personnel, aisle ways, electrical panels, tool cribs, conveyors, shelving, receiving docks, cooling equipment and parking areas. FOB Shipping Point.

Tuff Guard Safety Rail Specifications

POSTS

- 4" x 4" x 3/8" structural steel square tubing posts.
- Standard post heights: 18", 30", and 42"
- Anchors provided.
- Safety Yellow powder coat finish is standard, with other colors available upon request: orange, blue, black and gray.
- Call for quantity discounts or help with special projects.

RAILS

- Formed 10 gauge steel rails in lengths from 1' to 12'.
- With proper installation, railing can withstand impacts of up to a 10,000 pound load at 6 mph.
- Fasteners provided.
- Optional lift-out attachment available.
- Safety Yellow powder coat finish is standard: orange, blue, black and gray available - no upcharge.
- Call for quantity discounts or help with special projects.
- Custom lengths available.



TUFF GUARD SAFETY RAILING

Product No.	Description	Wt. (lbs.)	Price Ea.
HTGR2-YEL	2' Rail w/Fasteners	20	\$109.00
HTGR3-YEL	3' Rail w/Fasteners	27	143.00
HTGR4-YEL	4' Rail w/Fasteners	35	170.00
HTGR5-YEL	5' Rail w/Fasteners	42	188.00
HTGR6-YEL	6' Rail w/Fasteners	49	209.00
HTGR7-YEL	7' Rail w/Fasteners	57	247.00
HTGR8-YEL	8' Rail w/Fasteners	64	255.00
HTGR9-YEL	9' Rail w/Fasteners	72	276.00
HTGR10-YEL	10' Rail w/Fasteners	79	296.00
HTGR11-YEL	11' Rail w/Fasteners	87	319.00
HTGR12-YEL	12' Rail w/Fasteners	94	349.00
HTGP18-YEL	18" Tall Inline/End Post	24	145.00
HTGP18-C-YEL	18" Tall Corner Post	24	162.00
HTGP42-YEL	42" Tall Inline/End Post	44	200.00
HTGP42-C-YEL	42" Tall Corner Post	44	219.00
HTGL-YEL	Rail Lift-Out Attachment (Pair)	18	119.00
HTGAA-YEL	Rail 45 Deg. Angle Attachment	10	62.00

Pipe Guards

- Custom designs available.

Bluff's Pipe Guards are designed to protect exposed pipes, conduits, ducts and downspouts from vehicle and forklift damage. Standard models are 36" tall wall-mounted guards built using 3/8" thick steel, and designed for pipe diameters ranging from 2" to 12". If the pipe is located off the wall, or there are multiple pipes in question, a complete worksheet is required for proper design. Powder coated safety yellow, but also available in blue, gray, black and orange - no upcharge. Hardware not included. FOB Shipping Point.



Modular Protective Barriers

Bluff's Modular Protective Barrier safety railing offers an inexpensive and simple solution for protecting personnel by creating in-plant walkways that act as a barrier between man and machine. Not rated for forklift impact. Lift-out rail design allows for quick and safe temporary access to areas when necessary. FOB Shipping Point.

Specifications

- 20" or 42" high posts (single or double high railing).
- 2" x 2" x 11 gauge steel tubing rails.
- 3" x 3" x 11 gauge steel tubing columns.
- Installation hardware not included.
- Floor rail option available.
- Safety Yellow powder coat finish is standard: orange, blue, black and gray available - no upcharge.
- Call for quantity discounts or help with special projects.
- Custom lengths available.



MODULAR PROTECTIVE BARRIERS

Product No.	Description	Wt. (lbs.)	Price Ea.
HMPBR2-YEL	2' Rail	9	\$99.00
HMPBR3-YEL	3' Rail	13	124.00
HMPBR4-YEL	4' Rail	18	142.00
HMPBR5-YEL	5' Rail	23	164.00
HMPBR6-YEL	6' Rail	27	182.00
HMPBR7-YEL	7' Rail	32	188.00
HMPBR8-YEL	8' Rail	37	200.00
HMPBR9-YEL	9' Rail	42	218.00
HMPBR10-YEL	10' Rail	46	232.00
HMPBP20-YEL	20" Tall Inline Post	15	151.00
HMPBP20E-YEL	20" Tall End Post	14	151.00
HMPBP42-YEL	42" Tall Corner Post	25	200.00
HMPBP42DE-YEL	42" Tall End Post	24	200.00
HMPBP42DC-YEL	42" Tall Corner Post	25	200.00

Surcharge may apply.

Product No.	Height	PIPE GUARDS Fits Pipe Size	Wt. (lbs.)	Price Ea.
HPGWM436-YEL	36"	4"	42	\$180.00
HPGWM636-YEL	36"	6"	56	237.00
HPGWM836-YEL	36"	8"	66	281.00
HPGWM1036-YEL	36"	10"	77	323.00
HPGWM1236-YEL	36"	12"	87	370.00
HPGWM446-YEL	46"	4"	53	262.00
HPGWM646-YEL	46"	6"	71	339.00
HPGWM846-YEL	46"	8"	85	436.00
HPGWM1046-YEL	46"	10"	98	493.00
HPGWM1246-YEL	46"	12"	112	551.00


DOCK & WAREHOUSE PROTECTION



Loading Dock Barrier Gates

- Safety yellow powder coated.

Bluff's Loading Dock Barrier Gates satisfy OSHA's guidelines for fall protection at the loading dock. Standard models are 42" tall and designed for door widths from 8' to 12'. The pedestrian barrier gate (PBG) is intended to act as a fall stop to prevent personnel from a dangerous drop through the dock door opening, and meets the load criteria specified by OSHA which requires that it must safely support a 200 lb. concentrated load in any direction, or a distributed load of 50 lbs. per foot. These are powder coated safety yellow for high visibility. Floor anchors not included. Made in the U.S.A. FOB Shipping Point.



LOADING DOCK BARRIER GATES

Product No.	Size Width	Type	Rated	Height	Wt. (lbs.)	Price Ea.
HPBG96-S	8'	Single	Pedestrian Use Only	42"	72	\$1,207.00
HPBG96-D	8'	Double	Pedestrian Use Only	42"	103	1,245.00
HPBG120-D	10'	Double	Pedestrian Use Only	42"	115	1,555.00
HPBG144-D	12'	Double	Pedestrian Use Only	42"	127	1,868.00

Building Column Guards

- Fasteners included for assembly.

Bluff's Building Column Guards protect freestanding columns in a warehouse from costly forklift damage. Standard models are 42" tall floor-mounted guards built using $\frac{3}{8}$ " or $\frac{1}{2}$ " thick steel, and designed for column sizes from 4" up to 24". These are rated to withstand forklift impact of up to 10,000 lbs. at 6 mph. Powder coated safety yellow but also available in blue, gray, black and orange. Fasteners included for assembly. Floor anchors not included. Made in the U.S.A. FOB Shipping Point.




BUILDING COLUMN GUARDS

Product No.	Height	Fits Column Size	Steel Thickness	Wt. (lbs.)	Price Ea.
HBCG9942-YEL	42"	4"	$\frac{3}{8}$ "	105	\$472.00
HBCG111142-YEL	42"	6"	$\frac{3}{8}$ "	125	530.00
HBCG131342-YEL	42"	8"	$\frac{3}{8}$ "	144	654.00
HBCG151542-YEL	42"	10"	$\frac{3}{8}$ "	163	762.00
HBCG171742-YEL	42"	12"	$\frac{3}{8}$ "	183	843.00
HBCG212142-YEL	42"	16"	$\frac{3}{8}$ "	221	1,057.00
HBCG252542-YEL	42"	20"	$\frac{1}{2}$ "	367	1,872.00
HBCG292942-YEL	42"	24"	$\frac{1}{2}$ "	418	2,121.00

Goal Post Door Guards

- Fasteners included for assembly.

Bluff's Goal Post door guards prevent damage to overhead doorways from forklifts or other equipment. Available in 4" or 6" square tubing options, standard models protect up to 12' x 12' doors. Offset baseplates provide more service area. Core drilled posts or custom sizes can be provided upon request. Powder coated safety yellow, but also available in blue, gray, black and orange. Floor anchors not included. Made in the U.S.A. FOB Shipping Point.




GOAL POST DOOR GUARDS

Product No.	Fits Door Size W x L	Clear Height	Clear Width	Tubing Size	Wt. (lbs.)	Price Ea.
HDGGP96X96-4SQT-YEL	8' x 8'	96"	96"	4"	425	\$1,709.00
HDGGP96X96-6SQT-YEL	8' x 8'	96"	96"	6"	619	2,304.00
HDGGP96X120-4SQT-YEL	8' x 10'	96"	120"	4"	473	1,840.00
HDGGP96X120-6SQT-YEL	8' x 10'	96"	120"	6"	695	2,523.00
HDGGP108X96-4SQT-YEL	9' x 8'	108"	96"	4"	437	1,737.00
HDGGP108X96-6SQT-YEL	9' x 8'	108"	96"	6"	638	2,359.00
HDGGP108X120-4SQT-YEL	9' x 10'	108"	120"	4"	486	1,874.00
HDGGP108X120-6SQT-YEL	9' x 10'	108"	120"	6"	715	2,577.00
HDGGP120X120-4SQT-YEL	10' x 10'	120"	120"	4"	498	1,926.00
HDGGP120X120-6SQT-YEL	10' x 10'	120"	120"	6"	734	2,634.00
HDGGP144X144-4SQT-YEL	12' x 12'	144"	144"	4"	571	2,120.00
HDGGP144X144-6SQT-YEL	12' x 12'	144"	144"	6"	848	2,514.00

Guide Rails

- Custom angle sizes, lengths and designs available upon request.

Bluff's Guide Rails protect valuable warehouse racking and equipment from forklift damage by creating a ground-level barrier that steers forklifts away from conflict. Great for narrow aisle application. Standard models are $\frac{3}{8}$ " thick steel in a 3" x 4" angle size. Comes in up to 20' length. Powder coated safety yellow up to 12', but also available in blue, gray, black and orange. Floor anchors not included. Made in the U.S.A. FOB Shipping Point.



GUIDE RAILS

Product No.	Angle Size	Steel Thickness	Length	Anchor Holes	Wt. (lbs.)	Price Ea.
HGRSA-3438-72-YEL	3" x 4"	$\frac{3}{8}$ "	6'	$\frac{1}{8}$ " on 24" centers	55	\$105.00
HGRSA-3438-84-YEL	3" x 4"	$\frac{3}{8}$ "	7'	$\frac{1}{8}$ " on 24" centers	64	121.00
HGRSA-3438-96-YEL	3" x 4"	$\frac{3}{8}$ "	8'	$\frac{1}{8}$ " on 24" centers	73	137.00
HGRSA-3438-108-YEL	3" x 4"	$\frac{3}{8}$ "	9'	$\frac{1}{8}$ " on 24" centers	82	162.00
HGRSA-3438-120-YEL	3" x 4"	$\frac{3}{8}$ "	10'	$\frac{1}{8}$ " on 24" centers	92	178.00
HGRSA-3438-144-YEL	3" x 4"	$\frac{3}{8}$ "	12'	$\frac{1}{8}$ " on 24" centers	110	403.00
HGR2-M-YEL	3" x 4"	$\frac{3}{8}$ "	1' x 1' Mitered End (Optional)	$\frac{1}{8}$ " Holes	18	61.00

STEEL LOADING RAMP & PLATFORMS



Yard Ramps

Bluff Yard Ramps are ideal for efficient loading and unloading of shipments at a warehouse dock, or from trucks and railcars. Choose from portable or stationary depending on the situation. Add-on options include handrails, pneumatic air-filled tires, caster wheels, adjustable legs, hinged lip, dock leveler, dock extension or a steel platform. FOB Shipping Point.

Standard Yard Ramp Features

- Manufactured in 7 working days.
- All steel welded construction.
- Serrated steel grating for exceptional traction.
- Standard capacities from 16,000 to 30,000 lbs.
- Higher capacity ramps available up to 100,000 lbs.
- Safety chains included.
- Option of ramp clamp or tow bar with portable ramp.
- Solid rubber tires and double-action hydraulic pump on portable ramp.
- Wall-mounted chain brackets on the stationary ramp.
- Ship up to 4 ramps on one flatbed.



YARD RAMP					
Product No.	Cap. (lbs.)	Width		Wt. (lbs.)	Price Ea.
		Stationary	Length		
H16SY57030NU	16000	70"	30' All-Incline	3730	\$16,265.00
H16SY58430NU	16000	84"	30' All-Incline	4464	17,683.00
H16SY59630NU	16000	96"	30' All-Incline	4988	20,482.00
H20SY57030NU	20000	70"	30' All-Incline	3934	16,829.00
H20SY58430NU	20000	84"	30' All-Incline	4670	20,676.00
H20SY59630NU	20000	96"	30' All-Incline	5502	23,165.00
H30SY57030NU	30000	70"	30' All-Incline	4601	22,027.00
H30SY58430NU	30000	84"	30' All-Incline	5186	23,315.00
H30SY59630NU	30000	96"	30' All-Incline	5950	26,861.00
PORTABLE					
H16SY57036L	16000	70"	36' With Level-Off	5171	22,220.00
H16SY58436L	16000	84"	36' With Level-Off	5828	24,752.00
H20SY57036L	20000	70"	36' With Level-Off	5816	24,222.00
H20SY58436L	20000	84"	36' With Level-Off	6084	26,935.00
H30SY57036L	30000	70"	36' With Level-Off	6020	28,369.00
H30SY58436L	30000	84"	36' With Level-Off	6750	30,920.00

Steel Platforms

• Fixed or adjustable legs.

Bluff Steel Platforms are an efficient way to create a loading dock when there's not one available on site for shipment deliveries at a warehouse or railway facility. These can be used as a free-standing setup, or can be used in conjunction with a yard ramp to increase loading capabilities. Available options include handrails, hinged lip, dock leveler, ladders or stairs. Standard capacities range from 16,000-30,000 lbs. with higher capacity options available upon request. Steel Platforms come in either a fixed height or with adjustable legs, depending on your requirements. Worksheet required to ensure proper design. FOB Shipping Point.



STEEL PLATFORMS					
Product No.	Cap. (lbs.)	Width		Length	Wt. (lbs.)
		Fixed Height	Please Specify		
H16SP88-FL	16000	8'	8'	2150	\$11,479.00
H16SP810-FL	16000	8'	10'	2576	15,057.00
H16SP812-FL	16000	8'	12'	2986	17,212.00
H20SP88-FL	20000	8'	8'	2359	12,847.00
H20SP810-FL	20000	8'	10'	3054	15,163.00
H20SP812-FL	20000	8'	12'	3654	18,198.00
H30SP88-FL	30000	8'	8'	2710	13,624.00
H30SP810-FL	30000	8'	10'	3357	17,931.00
H30SP812-FL	30000	8'	12'	4249	21,526.00
ADJUSTABLE HEIGHT - 39" - 63"					
H16SP88-AL	16000	8'	8'	2214	14,320.00
H16SP810-AL	16000	8'	10'	2640	17,899.00
H16SP812-AL	16000	8'	12'	3050	20,054.00
H20SP88-AL	20000	8'	8'	2423	15,683.00
H20SP810-AL	20000	8'	10'	3118	18,005.00
H20SP812-AL	20000	8'	12'	3718	21,038.00
H30SP88-AL	30000	8'	8'	2774	16,461.00
H30SP810-AL	30000	8'	10'	3421	20,772.00
H30SP812-AL	30000	8'	12'	4313	24,357.00

Container Ramps

• Safely transport loads.

The Bluff Container Ramp is used to load and unload cargo from shipping containers, while allowing for a safe transition from the ground to the bed of the shipping container. Container Ramps feature a full width stiffener that bumps up against the container to provide strength, and locking chains to easily lock the ramp into place. Standard capacities range from 15,000-30,000 lbs. with custom size options available. FOB Shipping Point.



Surcharge may apply.

CONTAINER RAMP						
Product No.	Cap. (lbs.)	Size W x L	Ht. Up		Wt. (lbs.)	Price Ea.
			Electric Forklift	Propane Forklift		
H15CR6048	15000	60 x 48"	5"	7"	489	\$2,069.00
H15CR6060	15000	60 x 60"	7"	9"	573	2,439.00
H15CR6072	15000	60 x 72"	8 1/2"	11"	658	2,815.00
H15CR7248	15000	72 x 48"	5"	7"	565	2,272.00
H15CR7260	15000	72 x 60"	7"	9"	663	2,643.00
H15CR7272	15000	72 x 72"	8 1/2"	11"	761	3,020.00
H15CR8448	15000	84 x 48"	5"	7"	641	2,539.00
H15CR8460	15000	84 x 60"	7"	9"	753	2,983.00
H15CR8472	15000	84 x 72"	8 1/2"	11"	865	3,427.00
H20CR6048	20000	60 x 48"	5"	7"	552	2,272.00
H20CR6060	20000	60 x 60"	7"	9"	649	2,643.00
H20CR6072	20000	60 x 72"	8 1/2"	11"	747	3,020.00
H20CR7248	20000	72 x 48"	5"	7"	639	2,539.00
H20CR7260	20000	72 x 60"	7"	9"	681	2,983.00
H20CR7272	20000	72 x 72"	8 1/2"	11"	833	3,427.00
H20CR8448	20000	84 x 48"	5"	7"	727	2,815.00
H20CR8460	20000	84 x 60"	7"	9"	857	3,328.00
H20CR8472	20000	84 x 72"	8 1/2"	11"	951	3,838.00

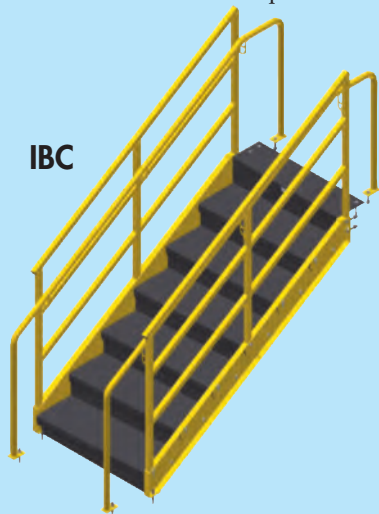
STAIRWAYS & CARTS



Stairways and Landings

Bluff's Stairways and Landings are designed and manufactured to meet specific application requirements, and are engineered with value and code compliancy in mind. Stairways can be integrated with landings, mezzanines, work platforms, conveyor crossover or towers. IBC and OSHA models available. Contact us for a quote. Made in the U.S.A.

IBC

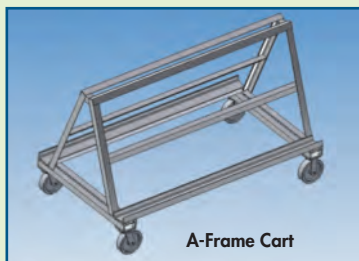


OSHA



Carts


Bluff Carts provide a faster, more efficient way for order picking and product portability. From transferring goods – i.e. furniture, packages etc. – to displaying products, implementing FIFO, creating a portable workstation or making picking orders easier, the possibilities are endless. Carts feature customizable shelving and compartments and varying capacities based on application requirements. Caster wheels are included, as well as custom wheels and cart bases to fit any unique portability requirement – worksheet required. Contact us to discuss application needs. Made in the U.S.A.



A-Frame Cart



Furniture Cart



Order Picking Cart



Packing Box Rack

DOCK EQUIPMENT



Mobile Yard Ramps

Product No.	Size L x W	Cap. (lbs.)	Level Off	Wt. (lbs.)	Price Ea.
HQM20-072-36L	36' x 6'	20,000	6'	6382	\$16,794.00
HQM20-084-36L	36' x 7'	20,000	6'	6952	\$17,920.50

Product No.	Size L x W	Cap. (lbs.)	Level Off	Wt. (lbs.)	Price Ea.
HQM30-072-36L	36' x 6'	30,000	6'	6825	\$17,437.50
HQM30-084-36L	36' x 7'	30,000	6'	7469	\$18,669.00

-2 Week Production Time
-Painted Black & Orange
*Custom Sizes Available

FOB Shipping Point



Stationary Dock Access Ramps

Product No.	Size L x W	Cap. (lbs.)	Length w/out Level Off	Wt. (lbs.)	Price Ea.
HQS20-072-30S	30' x 6'	20,000	30'	5159	\$14,133.00
HQS20-084-30S	30' x 7'	20,000	30'	5634	\$15,078.00
HQS20-096-30S	30' x 8'	20,000	30'	6421	\$16,405.50

Product No.	Size L x W	Cap. (lbs.)	Length w/out Level Off	Wt. (lbs.)	Price Ea.
HQS30-072-30S	30' x 6'	30,000	30'	5528	\$14,670.00
HQS30-084-30S	30' x 7'	30,000	30'	6065	\$15,720.00
HQS30-096-30S	30' x 8'	30,000	30'	7069	\$17,223.00

-2 Week Production Time
-Painted Black & Orange
-Install Available

FOB Shipping Point



MADE IN THE USA

DOCK SEALS


Dock Seals

- 40 oz high-tear-abrasion-resistant fabrics.
- Double lock stitched seams.
- Kiln dried superior grade backing lumber.
- 99% Memory Foam core for extended life.
- Fixed head pad provides maximum seal.
- Condensation drainage system.
- Full height yellow guide strips.
- Galvanized mounting hardware included.
- 10" and 20" projections - standard (Call for more options.)
- Models available with replaceable wear pleats.
- Blue, Green or Brown color options available.

FOB Shipping Point.




Heavy Duty Standard 40 OZ
w/Top Curtain and Optional Wear Pleats
8' x 10', 10" Projection - Part H276060



CALL US WITH YOUR SPECIFICATIONS!

Let our team of professionals assist you with **custom sizes** and **features**. Blue, Green, or Brown color options are available, as well.



Tapered Units for Incline/Decline Approach are Available



Heavy Duty Standard 40 OZ
8' x 8', 10" Projection
Part H276050



Heavy Duty Standard 40 OZ
w/Optional Wear Pleats - 8' x 8', 10" Projection Part
H276056

Product No.	Door Width	Door Height	Projection	Wt. (lbs.)	Price Ea.
HEAVY DUTY 40 OZ.					
H276050	8'	8'	10"	280	\$822.43
H276051	8'	8'	20"	300	1,266.84
H276052	8'	9'	10"	280	826.39
H276053	8'	9'	20"	300	1,354.87
H276054	8'	10'	10"	280	827.04
H276055	8'	10'	20"	300	1,328.16
HEAVY DUTY 40 OZ. W/WEAR PLEATS					
H276056	8'	8'	10"	280	\$1,013.88
H276057	8'	8'	20"	300	1,458.43
H276058	8'	9'	10"	280	1,017.91
H276059	8'	9'	20"	300	1,526.52
H276060	8'	10'	10"	280	1,019.23
H276061	8'	10'	20"	300	1,547.11


DOCK SEALS, SHELTERS & MOVING PADS



Dockleveler Insulation Blanket

Using the Insulation Blanket will improve heating efficiency and will save energy. They will pay for themselves many times over by controlling heat loss. The Insulation Blanket is water and mildew resistant. Aluminum extrusion and anchors are provided. Hangers to attach to the door for storing the blanket are standard. A DVD or Video is available- contact dealer. FOB Shipping Point.

HDIB-96 Size 90"W. x 96"L. Wt. 17 (lbs.) Price Ea. **\$98.99**



In Use Position



Stored Position

Quilted Moving Pads

Cushion and protect furniture, machinery and electronic equipment. Each pad measures 72" wide by 80" long. Units are sold a dozen at a time. Model HQPC-7280-UP-12PK is water and mildew resistant. FOB Shipping Point.



GENERAL DUTY
HQPC-7280-DP-12PK




HEAVY DUTY
HQPC-7280-VP-12PK

ALL WEATHER HQPC-7280-UP-12PK

QUILTED MOVING PADS

Product No.	Description	Wt. Per Dozen	Price Per Dozen
HQPC-7280-DP-12PK	General Duty (both sides cotton)	77	\$199.95
HQPC-7280-UP-12PK	All Weather (both sides polyester)	83	229.85
HQPC-7280-VP-12PK	Heavy-Duty (one side polyester/other side cotton)	99	279.88



48 Hours
to Ship

Dock SEAL

- Combines the advantage of low cost and excellent sealing action.
- Designed for maximum energy savings with long-lasting features.

For use with a 8' H x 8' W doors. 36 oz. nylon reinforced vinyl facing has a higher tear strength than equivalent weight hypalon. Chemically sealed ends prevent moisture infiltration. Full height air escape tunnel. Mounted and bonded on durable wolmanized wood. 2" nylon reinforced vinyl guide stripes. Through the wall installation kits included. The unit consists of a three (3) piece construction (12" high header - sides beveled with 9/16" width at the wall and 12" width at the face). Dock Seals overall height are 108"H x 120"W. and Door Openings are 8'H x 8'W. All dock seals and shelters on this page are not returnable. FOB Shipping Point.

DOCK SEALS (for 8' x 8' high doors)					
Product No.	Projection	Wt. (lbs.)	Price Ea.	Product No.	Projection
HD-150-10	10"	212	\$1,008.96	HD-150-16	16"
HD-150-11	11"	214	1,030.87	HD-150-17	17"
HD-150-12	12"	216	1,098.99	HD-150-18	18"
HD-150-13	13"	218	1,119.96	HD-150-19	19"
HD-150-14	14"	219	1,265.91	HD-150-20	20"
HD-150-15	15"	220	1,298.85		

HD-54OZ 54 oz. facing Price Ea. \$89.91 HD-18H 18" header Price Ea. \$164.95
HD-12F 12" flap Price Ea. \$65.85

Dock SHELTER

- A shelter with full height and width access to the rear of the trailer.
- Ideal for trucks with varying heights, where the entire truck opening must be accessible for loading.

For use with doors up to 10' W x 10' H. Also reduces oversized doors to match truck opening. Long wear fabric is highly resistant to abrasion and tearing. Fiberglass staves are sewn in the panel. Seal is formed along the sides and top of the truck when the vertical and top panels are pushed inward by the truck.

Supporting structure is made of 2 x 4 wolmanized lumber. Shelter

is protected by safety yellow steel guide protectors. The top header piece measures 132"W and contains a drop curtain which measures 36"H. Two vertical pieces measure 126" tall with vertical flaps measuring 21"W. When installed the shelter will close door opening down to 90"W x 90"H opening (between flaps). Additional features include foam-filled corner pads for extra sealing action, steel guide protectors and vertical guide strips on vertical flaps. All dock seals and shelters on this page are not returnable. FOB Shipping Point.

HD-750-18 18" projection. Wt. 418 (lbs.) Price Ea. \$2,110.92
HD-750-24 24" projection. Wt. 478 (lbs.) Price Ea. \$2,213.95
HD-750-30 30" projection. Wt. 518 (lbs.) Price Ea. \$2,360.91
HD-750-36 36" projection. Wt. 563 (lbs.) Price Ea. \$2,479.95



48 Hours
to Ship



Dock Bumpers



Extruded Dock Bumpers



- Protects against the heavy impact and damaging results of trailers.
- Made of all weather and abrasion resistant rubber.

Perfect for use on trucks or docks. Half-oval shape allows for effective fendering action over a wide radius. Fast installation on any surface. Ships UPS. FOB Shipping Point.

Product No.	Size W x H x L	No. of Holes & Size	Wt. (lbs.)	Price Ea.
HM-2-12	2 x 1 1/4 x 12"	2, 1/2"	2	\$19.99
HM-2-18	2 x 1 1/4 x 18"	2, 1/2"	2	23.97
HM-2-24	2 x 1 1/4 x 24"	2, 1/2"	3	29.96
HM-2-36	2 x 1 1/4 x 36"	3, 1/2"	8	43.92
HM-2-120	2 x 1 1/4 x 120"	0	13	83.97
HM-4-12	4 1/4 x 4 x 12"	2, 7/8"	8	25.88
HM-4-18	4 1/4 x 4 x 18"	2, 7/8"	10	34.85
HM-4-24	4 1/4 x 4 x 24"	2, 7/8"	14	40.97
HM-4-36	4 1/4 x 4 x 36"	3, 7/8"	18	59.96
HM-4-120	4 1/4 x 4 x 120"	0	56	197.91
HM-6-12	6 x 6 x 12"	2, 7/8"	14	51.88
HM-6-18	6 x 6 x 18"	2, 7/8"	18	76.99
HM-6-24	6 x 6 x 24"	2, 7/8"	24	99.91
HM-6-36	6 x 6 x 36"	3, 7/8"	34	127.85
HM-6-120	6 x 6 x 120"	0	137	359.91

Special lengths available.



Molded Dock Bumpers

- Built to endure years of pounding, yet remain undamaged and serviceable.
- Made from weather and abrasion-resistant rubber.

Manufactured from fiber reinforced prime rubber containing nylon and polyester. These molded bumpers are built to endure years of abusive pounding. All units have pre-drilled countersunk mounting holes for easy installation. Plastic face bumper, HB-1213-4PF features two piece construction fully assembled and ready for installation. Suffix SF stands for steel face. FOB Shipping Point.

Ltr. No.	Product No.	Size D x H x W	Wt. (lbs.)	Price Ea.
A	HT-22	3 x 22 x 22"	44	\$93.93
B	HB-1224-3	3 x 12 x 24"	34	64.91
B	HB-1224-6	6 x 12 x 24"	57	144.85
C	HL-1818-4	4 x 18 x 18"	36	97.91
D	HB-1213-4	4 x 13 x 12"	24	69.95
E	HB-1213-4PF	4 x 13 x 12"	24	97.99
F	HB-818	2 x 8 x 18"	16	44.95
G	HB-818-SF	2 1/2 x 8 x 18"	35	78.87
H	HB-516	2 x 5 x 16"	8	32.99
I	HB-516-SF	2 1/2 x 5 x 16"	21	62.85

Molded Bumpers

- An economical bumper for excellent truck and dock protection.
- Made of tough long wearing rubber, 3" thick and 4 1/2"W.
- Easily mounted to wood, steel or concrete.

This low cost investment is easily attached to any surface. Uses 5/8" anchor bolts, not included. Ships UPS. FOB Shipping Point.


Product No.	Length	Wt. (lbs.)	Price Ea.
HDBE-10-1	10"	6	\$29.99
HDBE-20-1	20"	13	52.97
HDBE-30-1	30"	16	72.95



48 Hours
to Ship



HTB-10



HTB-70-Y

Trailer Crane Bumpers

Manufactured from fiber reinforced prime rubber containing nylon to resist abrasion, impact, wear and corrosion. Impervious to weather damage. All models have pre-drilled, countersunk mounting holes for easy installation. FOB Shipping Point.

Product No.	Size W x L x Projection	Color	Wt. (lbs.)	Price Ea.
HTB-10	3 x 6 x 2 1/8"	Black	3	\$24.85
HTB-20	3 1/2 x 6 x 3 1/2"	Black	5	25.91
HTB-70	2 x 16 x 2"	Black	3	25.89
HTB-70-Y	2 x 16 x 2"	Yellow	3	30.91
HTB-90	5 1/2 x 7 1/2 x 3 3/4"	Black	6	39.87



HTB-90



Laminated Dock Bumpers



- Protect your docks, trucks, walls and floors from damaging trailer impact.
- Shock-absorbing laminated bumpers are made of indestructible piles of truck tire fabric.

Bumpers resist outdoor aging and weathering. Install easily by bolting or welding. Pliable rubber fits uneven surfaces. No dock should be without a shock-absorbing dock bumper. FOB Shipping Point.

Product No.	Size D x H x W	Wt. (lbs.)	Price Ea.
H1012-4.5	4 1/2 x 10 x 12"	22	\$48.95
H1014-4.5	4 1/2 x 10 x 14"	25	57.95
H1018-4.5	4 1/2 x 10 x 18"	36	65.99
H1024-4.5	4 1/2 x 10 x 24"	45	79.96
H1030-4.5	4 1/2 x 10 x 30"	60	92.95
H1036-4.5	4 1/2 x 10 x 36"	68	117.95
H1212-4.5	4 1/2 x 12 x 12"	26	65.91
H1214-4.5	4 1/2 x 12 x 14"	31	61.99
H1218-4.5	4 1/2 x 12 x 18"	41	77.99
H1224-4.5	4 1/2 x 12 x 24"	56	93.99
H1230-4.5	4 1/2 x 12 x 30"	69	129.99
H1236-4.5	4 1/2 x 12 x 36"	88	137.96
H1018-6	6 x 10 x 18"	43	91.95
H1218-6	6 x 12 x 18"	51	103.95
H624-4.5	4 1/2 x 6 x 24"	26	62.87
H636-4.5	4 1/2 x 6 x 36"	45	79.95
VERTICAL STYLE			
HV-1120-4.5	4 1/2 x 20 x 11"	41	81.91
HV-1124-4.5	4 1/2 x 24 x 11"	47	98.91
HV-1130-4.5	4 1/2 x 30 x 11"	92	138.95
HV-1136-4.5	4 1/2 x 36 x 11"	123	124.91

Call for extra depth projections and special configurations.

WHEEL CHOCKS

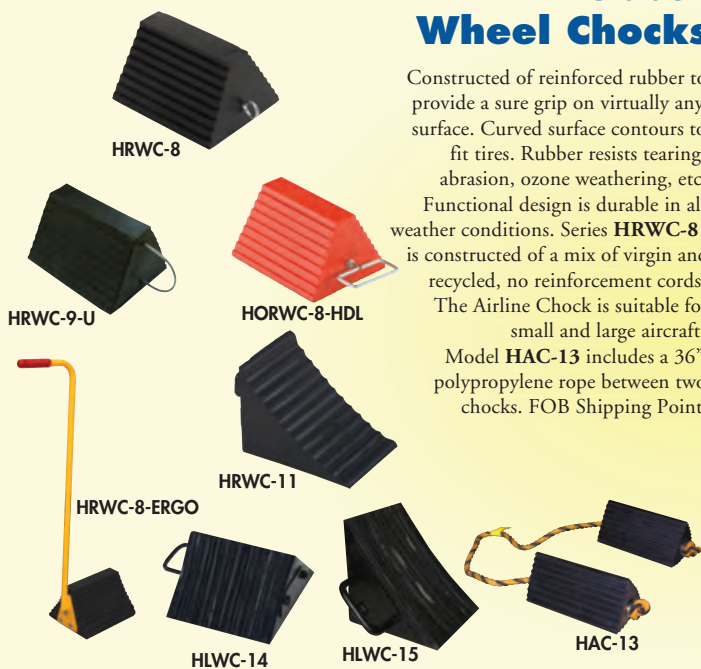


48 Hours
to Ship



Rubber Wheel Chocks

Constructed of reinforced rubber to provide a sure grip on virtually any surface. Curved surface contours to fit tires. Rubber resists tearing, abrasion, ozone weathering, etc. Functional design is durable in all weather conditions. Series **HRWC-8** is constructed of a mix of virgin and recycled, no reinforcement cords. The Airline Chock is suitable for small and large aircraft. Model **HAC-13** includes a 36" polypropylene rope between two chocks. FOB Shipping Point.



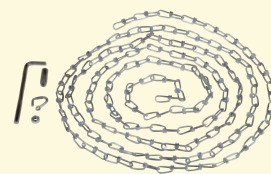
RUBBER WHEEL CHOCKS				
Product No.	Wheel Chock W x H x L	Features	Wt. (lbs.)	Price Ea.
HRWC-8	9 1/4 x 6 x 8"	Molded Rubber (eyebolt)	11	\$23.88
HRWC-9-U	9 1/4 x 6 x 8"	Molded Rubber ("U" handle)	11	23.85
HORWC-8-HDL	9 1/4 x 6 x 8"	Molded Rubber (orange handle)	11	35.96
HRWC-11	7 x 7 3/4 x 10"	Molded Rubber	12	36.91
HRWC-8-ERGO	9 1/4 x 6 x 8"	Molded Rubber (36 1/2" H handle)	16	57.91
HLWC-14	9 x 5 1/2 x 11"	Laminated Rubber (handle)	13	38.91
HLWC-15	10 1/2 x 8 x 7 3/4"	Laminated Rubber (handle)	13	37.91
HAC-13	10 x 4 1/2 x 5"	Airline Chock with Rope	12	69.85

Wheel Chock Accessories

Chain and Hangers - Discourage theft and misplacement of wheel chocks. Facilitate safety in the dock area. 15' chain attaches to the hanger. Hanger is then secured to the dock wall. Chain is fastened to the chock with cold shut.

Wheel Chock Holders - Keep wheel chocks safe and prepared for use at any moment. The holder features steel construction for long life and durability, baked-in powder-coated toughness for visibility and pre-drilled mounting holes for easy attachment. Includes a vinyl sticker attached to front of holder which reads "The Law Says CHOCK YOUR WHEELS". Capacity 40 lbs.

Wheel Chock Warning Signs - Warn truck drivers and dock workers to chock their wheels as required by law. Weather resistant. Bright red lettering provides high visibility. Sign has four (4) mounting holes. Reflective sign is available for docks open at dawn and dusk. Measures 11 3/4" W x 9 3/4" H. Specialty signs available. FOB Shipping Point.



HOH-15 Chain & Hanger



HWC-H-R

Wheel Chock Sold Separately



HSA-1012 Warning Sign

WHEEL CHOCK ACCESSORIES			
Product No.	Description	Wt. (lbs.)	Price Ea.
HOH-15	#2 Double Loop Coil Chain with Hanger	3	\$22.85
HWC-H-R	Deluxe Wheel Chock Holder	9	59.99
HSA-1012	Aluminum Wheel Chock Sign	1	19.99
HSF-1012	Reflective Aluminum Wheel Chock Sign	1	19.99

Additional CHOCKS Available



PLASTIC



STEEL



MAGNETIC RAIL CHOCK



STEEL RAIL CHOCKS

Aluminum Wheel Chocks

Constructed of extruded lightweight aluminum that is easy to handle. Features a serrated top to grip the tire and a triple edged bottom to grip the ground. Chock size is 7" x 8" x 11 3/4". FOB Shipping Point.



ALUMINUM WHEEL CHOCKS				
Product No.	Overall Size W x H x L	Description	Wt. (lbs.)	Price Ea.
HEALUM-7	7 x 8 x 11 3/4"	Chock	8	\$59.97
HEALUM-7-H	17 x 37 1/4 x 12"	Chock w/Handle	13	110.88
HEALUM-7-HS	21 1/2 x 37 1/2 x 12"	Chock w/Handle/Sign	14	186.95

Steel Wheel Chocks

- A) HFAB-8
 - B) HFAB-10
 - C) HFAB-11
 - D) HMS-15
 - E) HSSC-17
- A) Textured tread plate to provide maximum traction.
 B) Open face radius allows chock to be used with any size tire. Includes 10 ft. chain.
 C) Formed chock utilizes a saw tooth bottom for traction.
 D) Features grip slot for easy pick up and positioning.
 E) Slope design contours to truck wheel.

STEEL WHEEL CHOCKS					
Type	Product No.	Description	Wheel Chock W x H x L	Wt. (lbs.)	Price Ea.
A	HFAB-8	Welded Steel Chock	7½ x 8½ x 9½"	7	\$41.87
B	HFAB-10	Fabricated Steel Chock	9½ x 8½ x 9½"	11	51.99
C	HFAB-11	Formed Steel Chock	8 x 9 x 10½"	11	48.99
D	HMS-15	Molded Cast Steel Chock	8½ x 7½ x 8½"	16	56.95
E	HSSC-17	Cast Steel Slope Chock	8½ x 8½ x 15½"	25	98.85

Dock Equipment



Urethane Wheel Chocks

Bright orange for greater visibility. Incoming and outgoing drivers can easily see chock for added safety. Tread on chock face provides better grip. Extreme capacity models featured. FOB Shipping Point.



Product No.	Wheel Chock W x H x L	Features	Wt. (lbs.)	Price Ea.
HURWC-2	7 x 6 x 8"	Molded Hole & Handle	3	\$39.99
HURWC-8	9½ x 8 x 6"	Eye Bolt	3	39.99
HURWC-8-HDL	9½ x 8 x 6"	Handle	4	42.97
HURWC-15	8 x 8 x 11"	Molded Hole & Handle	9	69.85
HURWC-25-SS	14½ x 14½ x 17"	Jumbo w/Steel Studs	22	289.97
HURWC-SW-2*	7½ x 7 x 8½"	15 Ton GVW	4	POR
HURWC-SW-15*	8½ x 8½ x 11½"	30 Ton GVW	6	POR
HURWC-SH-15*	8½ x 8½ x 11½"	35 Ton GVW	7	POR

*Check availability. Price on Request = POR

Plastic Wheel Chocks

These plastic wheel chocks are durable yet light enough to take along when you travel. Made of 100% recycled plastic. Resistant to damage from sunlight, oil, salt, and chemicals. FOB Shipping Point

Series PWC, features a molded-in handle with two (2) 1½" thru holes. Holes will accommodate OH-15 chain attachment (not included).

Series PWC-DS, features a dual slope. One side has a 45° slope while the other side has a 60° slope. Features a 1½" thru hole to accommodate chain attachment.



Product No.	Wheel Chock W x H x L	Color	Wt. (lbs.)	Price Ea.
HPWC-G	7½ x 7½ x 10½"	Green	7	\$38.99
HPWC-Y	7½ x 7½ x 10½"	Yellow	7	38.99
HPWC-OR	7½ x 7½ x 10½"	Orange	7	38.99
HPWC-BK	7½ x 7½ x 10½"	Black	7	38.99
HPWC-DS-YL	9¼ x 6 x 10½"	Yellow	14	59.88
HPWC-DS-OR	9¼ x 6 x 10½"	Orange	14	59.99
HPWC-DS-BK	9¼ x 6 x 10½"	Black	14	47.97

Storage Buildings

Modular Storage Buildings are ideal for keeping valuable items secure. Constructed of maintenance free galvanized corrugated paneling. The door measures 45"W x 74"H usable and features a right-side hinged lock (padlock not included). Modular design is easy to assemble. Once assembled, unit can be moved with a fork lift. Each unit features a wooden floor 5¾" high to help keep products dry. Built-in rain gutters for water drainage is standard. FOB Shipping Point.



Product No.	Overall Size W x D x H	Wt. (lbs.)	Price Ea.
HSTOR-96-G-W-1RH	109¾ x 76½ x 84¾"	1010	\$4,172.97
HSTOR-912-G-W-1RH*	109½ x 152½ x 84½"	1785	5,999.88

*Check availability.

Pry-Lever Bars

Provide dock workers, riggers, and freight handlers with the leverage needed to get underneath heavy objects for transporting with fork truck, hand truck, pallet truck, or machinery movers. Two (2) 5" x 2" poly-on-steel wheels. 5/8" thick steel nose plate with beveled edge is bolted on the wood handle units with welded on the steel units. Steel units feature baked-in powder-coated toughness. FOB Shipping Point.



WOOD HANDLE series HPLB



STEEL HANDLE series HPLB/S



48 Hours to Ship

Product No.	Handle Type	Bar Length	Usable Nose Plate W x D	Uniform Cap.	Wt. (lbs.)	Price Ea.
HPLB-5	Wood	60"	7½ x 3½"	4250 lbs.	31	\$219.97
HPLB-6	Wood	72"	7½ x 3½"	4250 lbs.	32	239.93
HPLB-7	Wood	84"	7½ x 3½"	4250 lbs.	35	259.87
HPLB/S-5*	Steel	59½"	6 x 3½"	5000 lbs.	37	189.99
HPLB/S-6	Steel	71½"	6 x 3½"	5000 lbs.	42	199.89
HPLB/S-7	Steel	83½"	6 x 3½"	5000 lbs.	47	209.87

*Check availability.

Pallet Pullers

Pallet Pullers are used to pull pallets to rear of trailers for easy fork truck access. Rugged steel construction. Heads are self-cleaning and unaffected by wood particles, paint, or grease. Pallet pullers and chains are NOT designed for lifting. FOB Shipping Point.

HPAL-12 and HPAL-16 - Single scissor action allows for wider jaw opening.

HPAL-14 - Cam closing action provides maximum gripping strength and reduces pinch points. Safety handle enables easier positioning and removal. Grips both metal and wood pallets with biting action.

HPAL-21 and HPAL-LP - One piece curved heads have integral spurs for gripping pallet stringers.



Product No.	Description	Uniform Pulling Cap.	Jaw Height	Jaw Opening	Wt. (lbs.)	Price Ea.
HPAL-12	Single Scissor	5000 lbs.	23½"	7"	14	\$74.91
HPAL-16	Heavy-Duty Single Scissor	6000 lbs.	2"	5"	21	77.99
HPAL-14*	Cam Action	5000 lbs.	1½"	3"	17	88.97
HPAL-21	Double Scissor	5000 lbs.	2½"	4"	25	88.99
HPAL-LP	Low Profile Double Scissor	5000 lbs.	2"	3¼"	24	89.88
HPPC-20	20' of ½" Chain w/Grab Hooks	6000 lbs.	-	-	14	49.91
HPPC-40	40' of ½" Chain w/Grab Hooks	6000 lbs.	-	-	28	79.95

NOT FOR LIFTING. *Check availability.

Manual Brush Sweepers

Use these sweepers anywhere, indoors or out, on concrete, asphalt, tile, and commercial carpets. Great for parking lots, gas stations, theaters, warehouses, schools, etc. The rotation of the wheels causes the brushes to rotate and pick up material. The side broom allows for cleaning along curbs, walls, and in corners. Contains no electric motor. FOB Shipping Point.

HJAN-II is faster and more efficient than cleaning with conventional push brooms. Removable handle for storage.

HJAN-SM includes two (2) brushes on each front corner with a ¼" overlap. A retractable handle is ideal for storage.

HJAN-LG is a deluxe brush sweeper. The two (2) 11" diameter brushes, one on each front corner, come with independent ½" height adjustment. The bottom center brushes also features ½" height adjustment. Those brushes measure 17½" x 5½". A folding handle for easy storage.



Product No.	Overall Size W x D x H	Sweeping Area	Cap. (Gal.)	Powered	Wt. (lbs.)	Price Ea.
HJAN-II	29 x 48 x 37½"	27"	10	Belt Driven	81	\$879.95
HJAN-SM	21½ x 24 x 43"	22"	6	Gear Driven	20	259.93
HJAN-LG	32½ x 30 x 41½"	32½"	9	Belt Driven	35	279.85

WHEEL CHOCKS



Rubber Wheel Chocks


- Strong, safe and resistant to damage from UV, moisture, salt, and oils.

Rubber Wheel Chocks are strong, safe and resistant to damage from UV, moisture, salt, and oils. Their traction design grips tire and road and will not cause tire or pavement damage. The chock design also allows either side to be positioned against tire. FOB Shipping Point.


RUBBER WHEEL CHOCKS				
Product No.	Description	Size L x W x H	Wt. (lbs.)	Price Ea.
RC450	Void Bottom	10 x 8 x 5.5"	7	\$24.53
RC450-CL	Void Bottom, Aluminum Ice Cleat	10 x 8 x 5.5"	9	107.59
RC450-S	Solid Bottom	10 x 8 x 5.5"	10	23.68
RC5510-P	Pair Roped Together	10 x 5 x 4.4"	14	64.48
RC5510-S	Single with Rope	10 x 5 x 4.4"	6.5	33.21
RC5512-P	Pair Roped Together	12 x 5 x 4.4"	16	68.84
RC5512-S	Single with Rope	12 x 5 x 4.4"	7.7	35.44
RC5515-P	Pair Roped Together	15 x 5 x 4.4"	20	82.31
RC5515-S	Single with Rope	15 x 5 x 4.4"	9.3	42.15
RC5518-P	Pair Roped Together	18 x 5 x 4.4"	23	101.44
RC5518-S	Single with Rope	18 x 5 x 4.4"	11	51.71
RC5521-P	Pair Roped Together	21 x 5 x 4.4"	30	109.19
RC5521-S	Single with Rope	21 x 5 x 4.4"	12.7	55.55
RC5524-P	Pair Roped Together	24 x 5 x 4.4"	30	122.59
RC5524-S	Single with Rope	24 x 5 x 4.4"	14.4	62.28
RC815	Void Bottom	10 x 8 x 6"	9	19.61
RC915	Void Bottom	11.5 x 10 x 7.25"	15	47.05



RC450 Wheel Chock Models (bottoms shown)



RC5500 Wheel Chocks



RC815 Wheel Chock



RC915 Wheel Chock

Urethane Wheel Chocks

- Impact-absorbing chocks grip tire and road and are oil and chemical resistant.

Urethane Wheel Chocks are strong, safe and lightweight. Impact-absorbing chocks grip tire and road, will not cause tire or pavement damage, and are oil and chemical resistant. For added safety, chocks feature a high visibility Orange color and "How to Use" guidelines molded into each chock. FOB Shipping Point.

URETHANE WHEEL CHOCKS				
Product No.	Description	Size L x W x H	Wt. (lbs.)	Price Ea.
UC1400-4.5	Urethane Chock, with Easy Grip Handle, 4½ lb. Chock	10 x 8.5 x 5"	5	\$51.11
UC1400-6	Urethane Chock, with Easy Grip Handle, Denser 6 lb. Chock	10 x 8.5 x 5"	6	65.75
UC14HM	Horizontal Mounting Bracket for HUC1400 Chocks	-	3	96.00
UC14VM	Vertical Mounting Bracket for HUC1400 Chocks	-	3	74.88
UC1500-4.5	Urethane Chock, with Recessed Handle, 4½ lb. Chock	11 x 7.75 x 8"	5	49.31
UC1500-6	Urethane Chock, with Recessed Handle, Denser 6 lb. Chock	11 x 7.75 x 8"	6	57.65
UC15HM	Horizontal Mounting Bracket for HUC1500 Chocks	-	3	77.36
UC15VM	Vertical Mounting Bracket for HUC1500 Chocks	-	3	77.36
UC1600	Urethane Chock, with Recessed Handle	11.25 x 8 x 8.25"	4	41.40
UC1700	Urethane Chock, with Recessed Handle	8.5 x 7.5 x 6.25"	2	31.55
UC17VM	Vertical Mounting Bracket for HUC1700 Chocks	-	2	69.75
UC1210	Heavy Duty Urethane Chock for Ground Vehicles	17 x 14 x 14"	25	218.97



UC1400 Wheel Chock



UC1500 Wheel Chock



UC1600 Wheel Chock



UC1210 Wheel Chock

All Terrain Urethane Wheel Chocks

- Specifically designed for use on fire equipment.

All-Terrain Urethane Wheel Chocks comply with NFPA 1901-09 and meet SAE-J348 standard for up to 32" and up to 44" wheel diameters. These tough, damage resistant, polyurethane chocks are resistant to oils, fuels, and solvents. They also feature high strength, replaceable aluminum base plates with posi-grip traction cleats or anti-slip rubber traction pads. For added safety and convenience, Checkers incorporates a molded carrying handle and high visibility color for easy identification. FOB Shipping Point.

ALL TERRAIN URETHANE WHEEL CHOCKS				
Product No.	Description	Size L x W x H	Wt. (lbs.)	Price Ea.
AT3512-AC-Y	Yellow Chock, Aluminum Cleat Base	15.5 x 8.5 x 8.25"	9	\$209.33
AT3512-RP-Y	Yellow Chock, Rubber Pad Base	15.5 x 8.5 x 8.25"	9	204.31
AT2512-HM	Horizontal Mounting Bracket for HAT2512 Chocks	-	4	111.79
AT2512-VM	Vertical Mounting Bracket for HAT2512 Chocks	-	6	91.73
AT3514-AC-Y	Yellow Chock, Aluminum Cleat Base	21 x 11.25 x 12.25"	22	324.57
AT3514-RP-Y	Yellow Chock, Rubber Pad Base	21 x 11.25 x 12.25"	23	307.36
AT2514-HM	Horizontal Mounting Bracket for HAT2514 Chocks	-	8	155.81
AT2514-VM	Vertical Mounting Bracket for HAT2514 Chocks	-	7	92.09

Surcharges may apply.



AT3512 Wheel Chocks (bottoms shown)







AT3514 Wheel Chocks (bottoms shown)

Dock & TRUCK EQUIPMENT

Trailer Stabilizing Jacks

- Prevents up-ending semi-trailers when they are not connected to tractor during loading and unloading operations.

Also used to level trailers parked on sloped ground and to prevent landing gear from sinking into a soft surface. Features high-strength steel construction. Flush-type zerk fitting for lubricating. ACME screw. Meets OSHA regulations when used with wheel chocks. Includes reflective collar for visibility at night. Powder coat safety Yellow finish. FOB Shipping Point.



TRAILER STABILIZING JACKS							
Ltr. No.	Product No.	Description	Static Cap. (lbs.)	Lifting Cap. (lbs.)	Service Range	Wheel Description	Wt. (lbs.) Price Ea.
A	HBFSJ-2748*	Big Foot Jack	100,000	40,000	39 1/2 to 51"	10" - Hard Rubber	162 \$597.95
B	HLO-J-BEAM*	Ratchet Beam	100,000	40,000	40 to 51"	10 x 2" - Hard Rubber	182 449.88
C	HCH-BEAM-SN	Hand Crank	100,000	50,000	41 to 55"	16" - Solid Foam	238 829.87
C	HCH-BEAM-PN	Hand Crank	100,000	50,000	41 to 55"	16" - Fully Pneumatic	221 796.95
D	HLO-J*	Ratchet	100,000	40,000	39 to 51"	10" - Hard Rubber	137 328.95
E	HHL-J*	Ratchet	100,000	40,000	45 to 57"	10" - Hard Rubber	141 378.93
F	HSP-TOP*	Spin Top	100,000	40,000	39 1/2 to 51"	10" - Hard Rubber	129 309.99
G	HSP-TOP-R*	Ratchet	100,000	40,000	39 to 51"	10" - Hard Rubber	138 339.93
H	HSJ-35	Economy	50,000	5,000	44 to 51"	N/A	39/UPS 149.96

*Handle color may vary.



Cargo Bars


- Keep truck contents in place -- eliminate damaged goods.
- Simple mechanical lock, won't vibrate loose.

When trucks move, keep trailer contents securely in place with these easy to use Cargo Bars. All steel 1 1/2" sq. 14 ga. tubular construction won't bend or give. 4" sq. steel end plates on HCL-15, HCL-16, HCL-17. 4" x 2 1/2" end plates on HCB-7 and HCB-7-S. 3 1/2" x 3 1/2" end plates on HCL-18 and HCBH-32. End plates feature rubber pads for positive gripping action. Fits between trailer walls. Two piece model may be stored in cab. FOB Shipping Point.

Style	Product No.	Description	Range	Wt. (lbs.)	Price Ea.
C	HCB-5	1 piece aluminum (round tube)	88" to 103"	8	\$72.93
C	HCB-7	1 piece aluminum (round tube)	89" to 104"	9	64.88
C	HCB-7-S	1 piece steel (round tube)	89" to 104"	12	62.87
B	HCL-15	1 piece steel	87" to 119"	15	75.95
B	HCL-16	1 piece steel galvanized	87" to 119"	15	75.99
D	HCL-17	2 piece steel folding galvanized	88" to 116"	17	86.96
D	HCL-18	2 piece steel galvanized (telescopic)	90 3/4" to 139 3/8"	24	84.85
E	HCH-7	Galvanized hoops for CB series	30 1/2"W. x 23 1/2"H.	16	59.91/Pr.
E	HCH-3	Galvanized hoops for CL series	31"W. x 24 1/2"H.	15	59.91/Pr.

Dock Warning Sign

Bring attention to proper loading dock procedures with this Non-Reflective Aluminum Sign. Measures 11 1/2"W. x 9"H. Trailer stabilizing jack signs available. FOB Shipping Point. HSAJ-1012 Wt. 1 lb. Price Ea. \$23.99



PROVIDES uniform visibility.

Loading Dock Lights

- Your choice of incandescent or high pressure sodium units.
- Provides uniform visibility inside trucks or around dock area.

Lights minimizes freight damage while expediting loading and unloading operations. Adjustable arm knuckle joint allows vertical and horizontal positioning. Incandescent units accept PAR 38 bulb. High pressure sodium units save energy and lower lighting costs. UL approved. Meets OSHA 1910.178 (H) for lighting areas. FOB Shipping Point.

Description	Incandescent Units			High Pressure Sodium Units		
	Product No.	Wt. (lbs.)	Price Ea.	Product No.	Wt. (lbs.)	Price Ea.
Single Arm - 24"	HLL-24	14	\$205.91	HLLS-24	10	\$398.92
Double Arm Strut - 40"	HLL-40	16	230.95	HLLS-40	18	410.96
Double Arm - 60"	HLL-60	21	275.91	HLLS-60	21	460.95
Triple Arm - 90"	HLL-90	30	489.85	HLLS-90	30	616.91
Double Arm-Adj.				HAALLS-40	17	413.87
Double Arm-Adj.				HAALLS-60	19	439.87

LOADING DOCK ARMS & LIGHTS



The DL2 Series is a family of loading dock arms and lights reimagined and designed to be the future of dock lighting. The entire offering includes additional arm lengths to accommodate a broader range of applications, optimized arm and light head design, and the introduction of integrated LED technology into dock arms.

The **patented curved arm design** fits around door tracks without the need for additional joints or tubing, and the rectangular design significantly increases the strength and weight capacity compared to traditional dock arms. The DL2 Series arms also include a **bump-stop feature** that prevents the arms from obstructing doors. All dock arms and light heads are equipped with a **safety bumper** to protect operators from injury and mitigate damage to the product. The DL2 Series also utilizes **universal brackets**, making it very easy to install or retrofit existing dock lights without the need to drill new holes or install new mounting studs.




Safety Bumper

DL2 Integrated LED Loading Dock Arms


The DL2 Series features the introduction of integrated LED technology into dock arms. This patented technology eliminates the need for light heads, making the lights lighter, safer and easier to use, with less glare on operators while providing the same light levels as those with heads. The DL2 Integrated LED Loading Dock Arms use a patented curved arm design, rectangular tubing, and bump stop feature, making them a stronger, modernized, and streamlined alternative to traditional arm designs. FOB Shipping Point.

DL2 INTEGRATED LED LOADING DOCK ARM			
Product No.	Description	Wt. (lbs.)	Price Ea.
HDL2-SA-IL-24	24" Single Arm Integrated LED	7	\$383.33
HDL2-SA-IL-36	36" Single Arm Integrated LED	9	385.42
HDL2-DA-IL-40	40" Double Arm Integrated LED	9	394.79
HDL2-DA-IL-48	48" Double Arm Integrated LED	10	402.08
HDL2-DA-IL-60	60" Double Arm Integrated LED	12	421.88

Available Accessories: N/A



Close Up



DL2 Loading Dock Arms

The DL2 Series includes line of non-integrated dock arms for those who prefer a light head. The non-integrated DL2 Loading Dock Arms use the same patented curved arm design, rectangular tubing, and bump stop feature, making them a stronger, modernized, and streamlined alternative to traditional arm designs. FOB Shipping Point.

DL2 LOADING DOCK ARMS			
Product No.	Description	Wt. (lbs.)	Price Ea.
HDL2-SA-24	24" Single Arm	7	\$135.42
HDL2-SA-36	36" Single Arm	9	161.46
HDL2-DA-40	40" Double Arm	9	173.96
HDL2-DA-48	48" Double Arm	10	182.29
HDL2-DA-60	60" Double Arm	12	191.67

Available Accessories: HPL2, HHDL2, HDLFAN. Can hold accessories up to 30 lbs.

Accessories for DL2 Loading Dock Arms.

Heavy Duty LED Light Head

Our sturdiest IP66 rated Heavy Duty LED Light Head is more compact than previous models with enhanced strength and durability. Uses up to 94% less energy than traditional incandescent heads 100,000-hour life expectancy in typical applications (vs. 2,000 hours for typical incandescent lights). FOB Shipping Point.

HEAVY DUTY LED LIGHT HEAD			
Product No.	Description	Wt. (lbs.)	Price Ea.
	2nd GEN. LED/HEAVY DUTY		
HHDL2	no switch	5	\$416.67
HHDL2-S	with switch	5	421.88



Polycarbonate LED Light Head

Our most economical Polycarbonate LED Light Head is more compact than previous models and features enclosed LEDs, making this product stronger and more durable. Uses up to 94% less energy than traditional incandescent heads 100,000-hour life expectancy in typical applications (vs. 2,000 hours for typical incandescent lights). FOB Shipping Point.

POLYCARBONATE LED LIGHT HEAD			
Product No.	Description	Wt. (lbs.)	Price Ea.
	2nd GEN. LED/Polycarbonate		
HPL2	no switch	3	\$260.42
HPL2-S	with switch	3	261.46



3 SPEED FAN			
Product No.	Description	Wt. (lbs.)	Price Ea.
HDLFAN	Fan/No Light	30	\$292.29



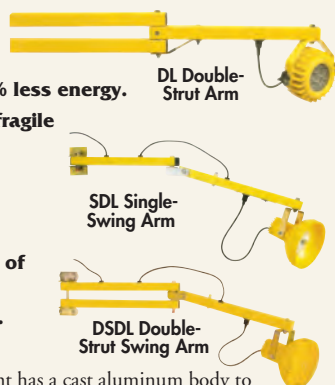
HDLFAN

LOADING DOCK LIGHTS



Heavy Duty LED Module

- LED lamp uses only 18 watts; replaces either a 150 or 300 watt incandescent bulb.
- 1000 lumen LED lamp uses up to 94% less energy.
- Shatterproof polycarbonate lens; no fragile filament or glass parts to break.
- Qualifies for many utility rebates.
- Ideal for food service industries or refrigerated warehouses.
- All LED Modules have an average life of 60,000 hours and 5-year warranty.
- Rated for wet locations IP66, NEMA4.
- RoHs compliant and UL/cUL listed.



Tri Lite's patented Heavy Duty LED dock light has a cast aluminum body to withstand the bumps and collisions that occur on a loading dock. The light is virtually indestructible! FOB Shipping Point.

HEAVY DUTY LED MODULE			
Product No.	Arm Length	Wt. (lbs.)	Price Ea.
SINGLE-SWING ARM			
HSDL24-HDLED	24"	18	\$541.68
HSDL40-HDLED	40"	18	\$555.10
HSDL60-HDLED	60"	21	\$573.40
DOUBLE-STRUT ARM			
HDL24-HDLED	24"	18	\$551.44
HDL40-HDLED	40"	20	\$567.30
HDL60-HDLED	60"	24	\$585.60
DOUBLE-STRUT SWING ARM			
HSDSL40-HDLED	40"	20	\$575.84
HSDSL60-HDLED	60"	24	\$594.14
FAN/LIGHT COMBO WITH DOUBLE-STRUT ARM			
HFANDL40-HDLED	40"	40	\$841.80
HFANDL60-HDLED	60"	44	\$846.68

Loading Dock Fans and Fan/Light Combo

Provide a more comfortable environment for warehouse workers with high output, three-speed fans mounted to loading dock arms; available with or without a light head. Lamp head choices include Polycarbonate and Metal LED modules, or a Polycarbonate head that requires a customer supplied bulb. Each fan is supplied with a "Y" cord that enables the fan to be used separately or in conjunction with any Tri Lite dock light arm. FOB Shipping Point.



LOADING DOCK FANS AND FAN/LIGHT COMBO			
Product No.	Arm Length	Wt. (lbs.)	Price Ea.
FAN WITH MOUNTING ARM			
HDLFAN24	24"	30	\$396.50
HDLFAN40	40"	32	\$411.14
HDLFAN60	60"	36	\$433.10
FAN AND POLYCARBONATE LIGHT COMBO			
HFANDL24-P	24"	31	\$435.24
HFANDL40-P	40"	34	\$449.28
HFANDL60-P	60"	38	\$470.34
FAN AND POLYCARBONATE LED MODULE LIGHT COMBO			
HFANDL40-PL1	40"	37	\$631.80
HFANDL60-PL1	60"	41	\$656.37
FAN AND METAL LED MODULE LIGHT COMBO			
HFANDL40-ML1	40"	37	\$718.58
HFANDL60-ML1	60"	41	\$739.32

Gooseneck Industrial Lights

- Stainless Steel arm will not sag. • UL/cUL certified.

Simplify dock light positioning with a bendable stainless steel neck. Rugged and flexible, the Gooseneck is ideal for both dock and task lighting applications. Available in module style, with LEDs built-in to the light housing, or as HDLGN-120, with user supplied incandescent bulb. FOB Shipping Point.

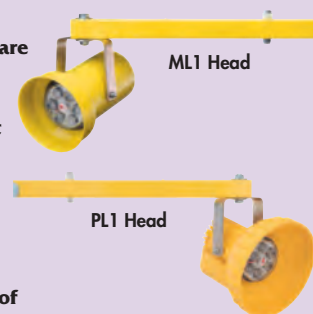
HDLGN-L1 LED Module, Wt. 10 (lbs.) Price Ea. \$529.48.

HDLGN-120-PLED LED bulb, Wt. 10 (lbs.) Price Ea. \$420.90.

HDLGN-120 Incandescent, Wt. 10 (lbs.) Price Ea. \$317.20.

Metal or Polycarbonate LED Modules

- Emits bright white light - LED models are always cool to the touch.
- Uses only 14 watts of energy, provides the same light as a 150-watt incandescent bulb.
- Qualifies for many utility rebates.
- LEDs are built-in to the dock light housing; more durable than screw in type fixtures.
- All LED Modules have an average life of 60,000 hours and 5-year warranty.
- UL/cUL listed.




The Polycarbonate and Metal LED dock light modules illuminate trailers with an energy efficient light head that can withstand harsh loading dock environments. Made from a flame resistant material that protects from corrosion, pitting, and other environmental factors. FOB Shipping Point.

METAL OR POLYCARBONATE LED MODULES				
Product No.	Head Type	Arm Length	Wt. (lbs.)	Price Ea.
DOUBLE-STRUT ARM				
HDL24-ML1	Metal LED	24"	16	\$444.08
HDL40-ML1	Metal LED	40"	18	\$457.50
HDL60-ML1	Metal LED	60"	23	\$470.92
HDL24-PL1	Polycarbonate LED	24"	15	\$365.04
HDL40-PL1	Polycarbonate LED	40"	17	\$376.74
HDL60-PL1	Polycarbonate LED	60"	22	\$400.14
DOUBLE-STRUT FLEX ARM				
HFLDL40-ML1	Metal LED	40"	17	\$555.10
HFLDL60-ML1	Metal LED	60"	21	\$570.96
HFLDL40-PL1	Polycarbonate LED	40"	16	\$476.19
HFLDL60-PL1	Polycarbonate LED	60"	20	\$490.23

Loading Dock Lights

- All Tri Lite Loading Dock Lights are designed and assembled in the USA.
- Components have a long life and are field replaceable.
- Single-Swing Arms, Double-Strut Arms, and Double-Strut Flex Arms available on most models.
- Available arm lengths from 24" to 114" on selected models.

Whether needing metal or plastic heads, efficient LED light sources, or conventional bulbs, Tri Lite is the leader in dock lighting solutions. Our rugged lamp heads fit a user supplied bulb. FOB Shipping Point.



LOADING DOCK LIGHTS			
Product No.	Arm Length	Wt. (lbs.)	Price Ea.
POLYCARBONATE DOUBLE-STRUT ARM			
HDL24-P	24"	12	\$175.50
HDL40-P	40"	15	\$191.88
HDL60-P	60"	19	\$215.28
METAL DOUBLE-STRUT ARM			
HDL24	24"	13	\$212.28
HDL40	40"	16	\$229.36
HDL60	60"	20	\$254.98
POLYCARBONATE SINGLE-SWING ARM			
HSDL24-P	24"	12	\$161.46
HSDL40-P	40"	13	\$173.16
HSDL60-P	60"	16	\$196.56
POLYCARBONATE DOUBLE-STRUT FLEX ARM			
HFLDL40-P	40"	16	\$299.52
HFLDL60-P	60"	20	\$322.92
METAL DOUBLE-STRUT FLEX ARM			
HFLDL40	40"	17	\$322.92
HFLDL60	60"	21	\$354.51



HDLGN-L1

Dock & Communication LIGHTS



LED Stop & Go Communication Lights

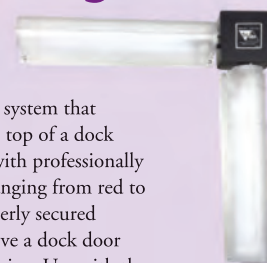
- Improves visibility in the warehouse.
- Reduce blind spot errors.
- Long-life LEDs eliminate replacement costs.
- 12 VAC/VDC
- 5-year warranty.

FOB Shipping Point.



Communication lights turn from red to green when a loading vehicle is properly restrained.

LED Stop & Go Corner Light Set



An improved LED communication system that expands Stop & Go coverage to the top of a dock door. These signal lights integrate with professionally installed dock restraint systems, changing from red to green when it is safe to enter a properly secured truck. Easily install the light set above a dock door header with the included stand-off pipe. Use with the Linear Light for full-coverage door signaling that reduces the risks of accidents. Measures 19"H. x 19"W. x 18 3/4"D. Available in 12 volt DC. FOB Shipping Point.

LED STOP & GO CORNER LIGHT SET			
Product No.	Light Colors	Wt. (lbs.)	Price Per Set
HSGLC-12RG	Red & Green	8	\$739.20



Dock Guide Light Set

- 120 VAC units are UL and cUL listed.
- Long-life LEDs reduce replacement cost and down time.
- Maintenance free-5 year warranty.

Tri Lite's LED Loading Dock Guide Light Set helps to align truck trailer with the dock door safely and accurately. One hundred bright LEDs per set make these guide lights easily visible even in daylight, but are especially useful in low-light environments like enclosed dock bays. The LEDs are covered by a weatherproof polycarbonate amber housing. The loading Dock Guide set is rugged, durable, resistant to shock and vibration.

HDGLED-120/A (SET OF 2)

Measures 15"H. x 3 3/8"W. x 2 1/2"D. FOB Shipping Point.

LOADING DOCK GUIDE LIGHT SET			
Product No.	Description	Wt. (lbs.)	Price Per Set
HDGLED-120/A	120 VAC Guide Light Set (2 per set)	5	\$347.75
HDGLED-12/A	12-24 AC/DC Guide Light Set (2 per set)	5	347.75

LED Stop & Go Linear Light

- Our narrowest Stop & Go signal.
- User supplied remote switch needed.

Use this narrow light inside or outside of a loading dock door. When installed outside, it fits easily between close sitting docks. Combine with the corner set for full-coverage door signaling. 33 bright LEDs switch from red to green via user supplied remote switch. Sold as a single unit. Measures 15"H. x 3 3/8"W. x 2 1/2"D. Available in 12 volt DC. FOB Shipping Point.



Unit is clear when off. LEDs change to red or green as needed

LED STOP & GO LINEAR LIGHT			
Product No.	Light Colors	Wt. (lbs.)	Price Ea.
HSGL10-12RG-LED	Red & Green	2	\$172.48

LED Stop & Go Light

- Direct traffic and enhance safety at loading docks.
- Use anywhere controlled access is needed.
- 3-year warranty.

LED Stop & Go lights save energy, maintenance costs and fixture down time. Durable Polycarbonate housing will not rust, pit or dent. Sun visors enhance visibility, even in direct sunlight. Use with the Loading Dock Guide Light Set for a simple and reliable safety system. Measures 11 1/2"H. x 6 3/8"W. x 3 3/8"D. Available in 12 or 24 volt DC, 120 volt AC -- please specify. FOB Shipping Point.

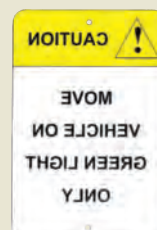


LED STOP & GO LIGHT			
Product No.	Light Colors	Wt. (lbs.)	Price Ea.
HSG10-RG-LED	Red & Green	2	\$172.48
LED STOP & GO LIGHT WITH TOGGLE SWITCH & FLASHER			
HSG20-RG-LED	Red & Green	2	215.04
LED STOP & GO LIGHT SET WITH (1-SG10 & 1-SG20)			
HSG30-RG-LED	Red & Green	6	374.08

Loading Dock Safety Signs

- Durable, lightweight, .063" aluminum.

High-contrast, high-visibility Loading Dock Safety Signs are intended for use with the Tri-Lite "Stop & Go" Loading Dock Safety Lights. Each sign kit includes two outdoor signs and one indoor sign with simple, direction instructions for drivers. Quantity discounts available. FOB Shipping Point.



LOADING DOCK SAFETY SIGNS				
Product No.	Type	Dimensions	Wt. (lbs.)	Price Ea.
H973000	Set of 3 Signs		8	\$98.94
H973001	Interior Sign	10" x 7"	1	32.64
H973002	Exterior Sign	12" x 18"	3	46.92
H973003	Exterior Sign (mirror image)	12" x 18"	3	46.92

SAFETY/WARNING LIGHTS



Skybolt LED DC Mini-Strobe

This LED mini-strobe is a bright new warning beacon. A patented "light pipe" design ensures that light travels easily from an internal LED through the translucent outer fins, catching the eye of pedestrians, motorists, or shop personnel. Made from rugged polycarbonate, it's virtually indestructible. Skybolt is watertight and will operate in all types of weather. Ideal uses include warning signaling for safety and utility vehicles, lift trucks, and heavy equipment. Choice of clear or colored lenses to indicate warning for a variety of 12-36VDC signaling applications. Available in permanent or magnetic mounts. Dome colors available: Amber, Blue, Clear, Green, or Red — please specify. FOB Shipping Point.

SKYBOLT LED DC MINI-STROBE						
Product No.	Mount	Strobe Pattern	Voltage	Bulb	Wt. (lbs.)	Price Ea.
HSTLP-DCP	Permanent	Quad	12-36 DC	LED	1	\$71.68
HSTLP-DCM	Magnetic	Quad	12-36 DC	LED	1	87.36



Heavy Duty Twin Sealed Beam Rotator Beacon

- Our brightest 8" DC warning light.
- Magnetic mount option available.

The RF6 is a quiet, belt-driven warning beacon that utilizes two rotating heavy-duty PAR 36 sealed beam lamps (35,000 candlepower/bulb) under a tough acrylic dome. The light is mounted on a heavy-duty aluminum base to keep out the elements and prevent corrosion. This versatile light is suitable for indoor/outdoor use and perfect for warning applications, lighting effects or the indication of machine status. HRF6-110P features black CYCOLAC™ housing, and the HRF6-110ULP is our UL listed model which features a LEXAN® dome. Dome colors available: Amber, Blue, Clear, Green, or Red - please specify. 0.8 amps at 110 VAC. 9½" high, 8½" diameter. FOB Shipping Point.



HRF6-24P

HEAVY DUTY TWIN SEALED BEAM ROTATOR BEACON						
Product No.	Type	Flashes/Minute	Voltage	Bulb	Wt. (lbs.)	Price Ea.
HRF6-12P	Rotating	75-90	12	Dual 30 W	8	\$198.24
HRF6-24P	Rotating	75-90	24	Dual 30 W	8	210.56
HRF6-110P	Rotating	80-90	120	Dual 30 W	8	267.90
HRF6-110ULP	Rotating	80-90	120	Dual 30 W	8	289.56

HRFMAG Magnetic Mounting Kit, includes 3 magnets, DC cord set, Lighter plug, Wt. 2.5 (lbs.) Price Ea. \$25.76

Economical Rotating Warning Beacons

- Magnet mount option available.

Compact and economical rotating reflector beacons come in two bulb styles: LED or incandescent. Permanent shock mounting standard, magnet mount option available. Two-wire hookup. Available in Red, Amber, Blue, Green, or Clear -- please specify. Available in 12, 24, 36, & 48 volt DC, or 120 volt AC -- please specify. 7½" high, 6" diameter. FOB Shipping Point.



ECONOMICAL WARNING BEACONS						
Product No.	Type	Flashes/Minute	Voltage	Bulb	Wt. (lbs.)	Price Ea.
HMV2IND-VDC*P	Rotating	90-100	12-48 DC	Single 25W	3	\$107.16
HMV2IND-110*P	Rotating	75	120 AC	Single 25W	3	95.76
HMV2LED-DC*P	Rotating	90-100	12-48 DC	Single LED	3	144.78
HMV2LED-120*P	Rotating	75	120 AC	Single LED	3	136.80



HBKA Mechanical

Mechanical Back-up Alarms

- Mounts directly on wheel.
- No wires or switches needed.
- Zinc plated 10-gauge steel.

Mechanical Back-up Alarms offer a big sound at a low price. Mounts easily to vehicle wheels with standard tools. As the vehicle moves, gravity actuated hammers ring out as the wheel turns. The bell may be set to ring in either forward or reverse direction. FOB Shipping Point.

MECHANICAL BACK-UP ALARMS				
Product No.	Sound Level	Diameter	Wt. (lbs.)	Price Ea.
HBKA	86 DP @ 1 Ft.	6"	4	\$76.86
HCVA	96 DP @ 1 Ft.	8"	6	111.02



Electromechanical Sirens

- Low cost/high quality materials.
- Compact size.

Sound level is 101db at 10 feet. Siren operates continuously for up to 60 seconds with a 20-second sound break. Has a versatile chrome grill and a durable pedestal mount. Available in 12VDC or 120VAC. Measures 6½" H. x 5½" W. x 7" L. FOB Shipping Point.

ELECTROMECHANICAL SIRENS					
Product No.	Operating Voltage	Operating Current	Load RPM	Wt. (lbs.)	Price Ea.
HVS1	12 VDC	20-25A Start, 4-6A Run	7,000 + - 500	4	\$130.80
HVS110	110 VAC	8-10A Start, 2-3A Run	9,000 + - 500	4	141.60

CABLE PROTECTORS



THE BEST DEFENSE IN CABLE PROTECTION.

Modular Cable/Hose Protectors

- Protect valuable electrical cables, cords and hose lines from damage and abuse while ensuring a method of safe passage for vehicles and pedestrian traffic.

Ideal for convention centers, amusement parks, construction sites, public utilities, municipalities, manufacturing plants and industrial applications. All weather polyurethane construction with heavy load capacity. Non-metallic protectors insulate cables/hose lines from human contact. Satisfies state and federal regulatory agencies. Multiple channels and sizes for various cable/hose line diameters. Hinged lid makes placing and removing cable/hose lines easy. Modular interlocking design is lightweight and easy to transport, set-up, disassemble and store. FOB Shipping Point.

HEAVY DUTY 2, 3, 4, and 5 CHANNEL CABLE/HOSE PROTECTOR

- Load capacities up to 20,150 lbs. per tire -- call for specific load capacities for each model.

Product No.	Description	Size					Wt. (lbs.)	Price Ea.
		A-Length	B-Width	C-Height	D-Channel Width	E-Channel Height		
CP5X125	5-channel protector	36"	20"	2.31"	1.25"	1.25"	25	\$351.08
CPEC5X125	5-channel end caps (female)	7.5"	20"	2.31"	1.25"	1.25"	3.5	167.19
(Pair Only)	5-channel end caps (male)	5.25"	20"	2.31"	1.25"	1.25"	3.5	
CP4X125	4-channel protector	36"	20"	2.31"	2"	1.25"	26	351.08
CPEC4X125	4-channel end caps (female)	7.5"	20"	2.31"	2"	1.25"	3.5	165.68
(Pair Only)	4-channel end caps (male)	5.25"	20"	2.31"	2"	1.25"	3.5	
CP3X225	3-channel protector	36"	20"	3.05"	2.25"	2.25"	28	419.97
CPEC3X225	3-channel end caps (female)	8.25"	20"	3.05"	2.25"	2.25"	4	202.20
(Pair Only)	3-channel end caps (male)	6"	20"	3.05"	2.25"	2.25"	4	
CP2X325	2-channel protector	36"	22"	4.13"	3.25"	3.25"	33	544.61

Protector Color: Y/O=Yellow Lid w/Orange Ramps. End cap color: Orange.


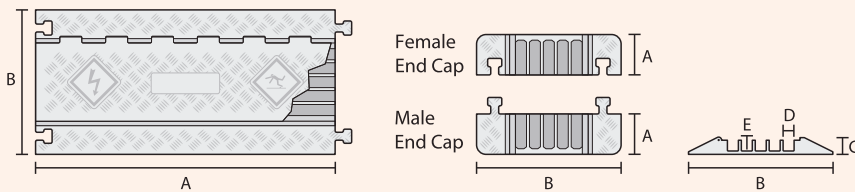
GENERAL PURPOSE 5 CHANNEL CABLE/HOSE PROTECTOR

- Load capacity 10,500 lbs. per tire.

Product No.	Description	Size					Wt. (lbs.)	Price Ea.
		A-Length	B-Width	C-Height	D-Channel Width	E-Channel Height		
CP5X125-GP	5-channel protector	36"	17.25"	1.95"	1.3"	1.3"	22	\$252.61
CPEC5X125-GP	5-channel end caps (female)	4.75"	17.25"	1.95"	1.3"	1.3"	2.7	153.65
(Pair Only)	5-channel end caps (male)	4.75"	17.25"	1.95"	1.3"	1.3"	2.7	

Protector Color: O/Y=Orange Lid w/Yellow Ramps. End cap color: Orange.


(line drawings represent heavy duty and general purpose models)



5 Channel

Features 5-1.25" x 1.25" channels


Load capacity: 20,150 lbs./tire, 40,300 lbs./axle.
Length: 36"



3 Channel

Features 3-2.25" x 2.25" channels


Load capacity: 14,210 lbs./tire, 28,420 lbs./axle.
Length: 36"



2 Channel

Features 2-3.25" x 3.25" channels

Load capacity: 10,880 lbs./tire, 21,760 lbs./axle.
Length: 36"



5 Channel

Features 5-1.25" x 1.25" channels

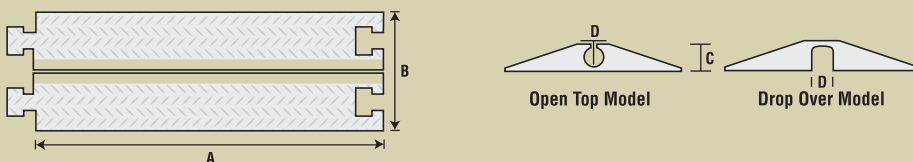
Load capacity: 10,500 lbs./tire, 21,000 lbs./axle.
Length: 36"

GENERAL PURPOSE 1 CHANNEL CABLE/HOSE PROTECTOR

- Load capacity 11,700 lbs. per tire on 1.25" channel models.
- Load capacity 8,500 lbs. per tire on 2.25" channel models.

Product No.	Description	A-Length	B-Width	C-Height	D-Channel Width	Wt. (lbs.)	Price Ea.
CP1X125-GP	1-channel protector open top	36"	11.5"	1.6"	1.25"	13	\$198.09
CP1X125-GP-DO	1-channel protector drop over	36"	11.5"	1.6"	1.25"	13	198.09
CP1X225-GP	1-channel protector open top	36"	14.25"	3"	2.25"	19	285.56
CP1X225-GP-DO	1-channel protector drop over	36"	14.25"	3"	2.25"	19	285.56

Protector Color: O=Orange.



Open Top Model Shown

1 Channel

Features 1-1.25" x 1.25" channels

Load capacity: 11,700 lbs./tire, 23,400 lbs./axle.
Length: 36"

Surcharges may apply.

CABLE PROTECTORS



Low Profile Cable Protectors

- Only 1 1/4" high with 3/4" channel height and dog bone connectors.

Heavy duty Low Profile Cable Protectors are the most compact, top-loading cable protectors on the market. They provide a safe and easy crossing for vehicle and pedestrian traffic and are perfect for valuable electrical and delicate multi-media electronic cables. These low profile Protectors with Dog-Bone connectors are available with standard ramps or with low angle ADA Compliant ramps. Ideal for stage, studio, and broadcast applications. FOB Shipping Point.

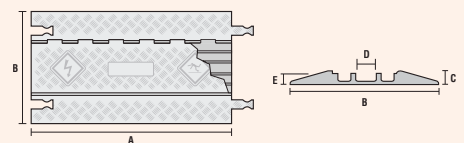


HEAVY DUTY 1, 2, 3, and 5 CHANNEL CABLE PROTECTORS

- Load capacities up to 34,000 lbs. per tire -- call for specific load capacities for each model.

Product No.	Description	A-Length	B-Width	C-Height	D-Channel Width	E-Channel Height	Wt. (lbs.)	Price Ea.
GD1X75-ST	1-channel/Standard Ramps	36"	10.8"	1.25"	2.25"	.75"	8	\$137.37
GD1X75	1-channel/ADA Ramps	36"	27.3"	1.25"	2.25"	.75"	22	231.08
GD2X75-ST	2-channel/Standard Ramps	36"	11.9"	1.25"	1.5"	.75"	10	157.91
GD2X75	2-channel/ADA Ramps	36"	28.4"	1.25"	1.5"	.75"	23	251.60
GD3X75-ST	3-channel/Standard Ramps	36"	13.8"	1.25"	1.25"	.75"	13	195.33
GD3X75	3-channel/ADA Ramps	36"	30.3"	1.25"	1.25"	.75"	24	291.40
GD5X75-ST	5-channel/Standard Ramps	36"	16.9"	1.25"	1.28"	.75"	15	211.24
GD5X75	5-channel/ADA Ramps	36"	33.3"	1.25"	1.28"	.75"	25	340.76

CPRPKIT.75-20 Optional Anti-Slip Rubber Pad Kit for Low Profile Standard Ramp Models Only, Wt. 1 (lb.), Price Ea. \$19.59

Protector Color: O/B=Orange Lid w/Black Ramps.



Surcharges may apply.

Drop Over Protectors

- For lightweight traffic.

Drop Over Protectors are made from durable polyurethane and feature heavy duty "L" shape connectors for easily attaching additional protectors as required. Patented 5-bar tread plate surface provides maximum traction for pedestrian traffic. Low profile protectors are compact for easy set-up, take-down and storage. FOB Shipping Point.

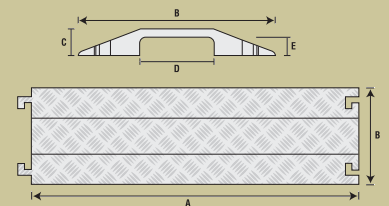
Product No.	Description	A-Length	B-Width	C-Height	D-Channel Width	E-Channel Height	Wt. (lbs.)	Price Ea.
FL1X1.5	Drop over protector	36"	5.25"	.75"	1.5"	.5"	3	\$51.57
FL1X4	Drop over protector	36"	10.75"	1.5"	4"	1"	8	95.21
FL2X1.75	Drop over protector	36"	10.75"	1.5"	1.75"	1"	9	95.21

CPRPKIT.75-18 Optional Rubber Pad Kit for FL1X1.5 Protectors, Wt. 1 (lb.), Price Ea. \$17.99

CPRPKIT1-8 Optional Rubber Pad Kit for FL1X4 and FL2X1.75 Protectors, Wt. 1 (lb.), Price Ea. \$10.85

CPCARPETKIT-3 Optional Carpet Kit with Velcro® brand fasteners. Wt. 1 (lb.), Price Ea. \$13.71

Protector Color: O=Orange. B=Black. Please specify color.

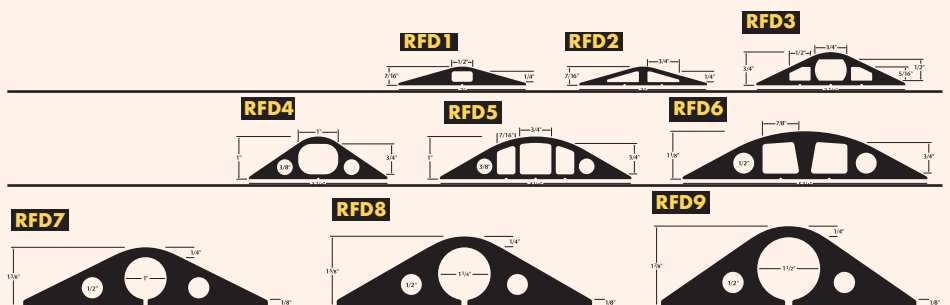



Rubber Duct Protectors

- For lightweight traffic.

Rubber Duct Systems protect and cover valuable cords and cables located in walkways or work areas. These non-metallic, flexible rubber protectors organize portable cords and cables while reducing trip hazards. Available in 5' or 10' lengths and can be slit on the bottom for easy cord insertion. Shipped without the slit on the bottom except models RFD7, RFD8 and RFD9. FOB Shipping Point.

Product No.	Length	Wt. (lbs.)	Price Ea.
RFD1-10	10'	5	\$38.69
RFD2-10	10'	4	37.05
RFD3-10	10'	7	50.91
RFD4-10	10'	10	57.53
RFD5-5	5'	7	45.08
RFD5-10	10'	13	85.01
RFD6-5	5'	10	79.21
RFD6-10	10'	19	155.03
RFD7-5	5'	12	100.49
RFD8-5	5'	15	123.76
RFD9-5	5'	16	128.45



CROWD CONTROL BARRIERS

RETRACTA-BELT® Stanchions by Visiontron

Guide traffic, mark off hazards and restrict access indoors and outdoors.

RETRACTA-BELT® stanchions are available in 10' - 30' belt lengths and are compatible with most existing posts from other manufacturers. Available in heavy gauge steel or aluminum post construction. Our outdoor ready aluminum stanchions are rustproof and highly resistant to the outdoor elements. All posts except HPM412 ship Knocked-Down in multiples of two. Economy stanchions are sold in multiples of 2 only and feature a cement sloped base suitable for lighter traffic. FOB Shipping Point.



Base Specifications

Model	Weight	Material	Extras
H100/H101	17 lbs.	Cement	N/A
H301 & H321	18 lbs.	Cast iron	N/A
HPM412	30 lbs.	Cast iron	Weather protect w/wheels.



Location	Belt Length	Post Material & Finish	Belt Color	Product Number	Weight (lbs)	Warranty (years)	Price (each)
Indoor	10'	Polished Stainless Steel - Economy Line	Black	H100PS1-BK	21	3	\$81.00
Indoor	10'	Satin Stainless Steel - Economy Line	Black	H100SS1-BK	21	3	84.00
Indoor	10'	Black Steel - Economy Line	Black	H101SB-BK	21	3	67.00
Indoor	10'	Black Steel - Economy Line	Red	H101SB-RD	21	3	85.00
Indoor	10'	Black Aluminum - Value Line	Black	HVS301BA-BK	21	5	93.33
Indoor	15'	Black Aluminum	Black	H321BA-BK	25	10	263.68
Outdoor	10'	Black Aluminum - Economy Line	Black	H101BA-BK	21	3	104.00
Outdoor	10'	Yellow Aluminum - Economy Line	Black/Yellow Diagonal	H101YA-BYD	21	3	87.00
Outdoor	10'	Black Aluminum - Value Line	Black	HVS301BA-BK-WP	21	5	105.26
Outdoor	10'	Yellow Aluminum	Black/Yellow Diagonal	H301YA-BYD-WP	23	10	229.90
Outdoor	30'	Yellow Aluminum	Black/Yellow Diagonal	HPM412-30YA-BYD	36	10	580.36

Black (BK) Belt	Red (RD) Belt	AUTHORIZED ACCESS ONLY (AAO) Belt	NO ENTRY (NE) Belt	CAUTION-DO NOT ENTER (CAU) Belt	Black/Yellow Diagonal (BYD) Belt
		AUTHORIZED ACCESS ONLY	NO ENTRY	CAUTION-DO NOT ENTER	

Wall Mount RETRACTA-BELT® Units by Visiontron

Quicker setup, frees up floor space, and last for years.

RETRACTA-BELT® Wall Mount units are available in 10'-65' lengths and are ideal for closing off hallways, warehouse aisles and maintenance areas. The 15'-30' RETRACTA-BELT® products are available with either a Wall Mount Bracket and Receiving End, or a Magnetic Warehouse Rack Mount with Magnetic Belt End. A Hose Clamp and Recessed Wall Mount are also available. The 50' unit is manual retracting and comes with a Heavy Duty Receiving End. The 65' Wall Mount includes a Swivel Mounting Bracket and Receiving End. Call for details. FOB Shipping Point.



Mount	Belt Length	Body Color	Belt Color	Product Number	Weight (lbs)	Warranty (years)	Price (each)
Wall	10'	Black - PRIME	Black	HWM100SB-BK-RE	2	3	\$44.93
Wall	10'	Yellow	Black/Yellow Diagonal	HWM700YW-BYD-RE	2	10	129.20
Wall	15'	Black	Black	HWM412SB15-BK-RE	5	10	124.56
Wall	15'	Black	Black/Yellow Diagonal	HWM412SB15-BYD-RE	5	10	139.47
Wall	15'	Black	CAUTION-DO NOT ENTER	HWM412SB15-CAU-RE	5	10	139.47
Wall	15'	Black	NO ENTRY	HWM412SB15-NE-RE	5	10	139.47
Wall	15'	Red	Black/Yellow Diagonal	HWM412RD15-BYD-RE	5	10	139.47
Wall	15'	Yellow	CAUTION-DO NOT ENTER	HWM412YW15-CAU-RE	5	10	139.47
Wall	20'	Black	Black	HWM412SB20-BK-RE	5	10	137.81
Wall	20'	Black	CAUTION-DO NOT ENTER	HWM412SB20-CAU-RE	5	10	157.68
Wall	20'	Black	Black/Yellow Diagonal	HWM412SB20-BYD-RE	5	10	157.68
Wall	30'	Black	Red	HWM412SB30-RD-RE	5	10	223.93
Wall	30'	Black	Black/Yellow Diagonal	HWM412SB30-BYD-RE	5	10	257.06
Wall	30'	Black	CAUTION-DO NOT ENTER	HWM412SB30-CAU-RE	5	10	257.06
Wall	30'	Black	AUTHORIZED ACCESS ONLY	HWM412SB30-AAO-RE	5	10	257.06
Wall	30'	Yellow	Black/Yellow Diagonal	HWM412YW30-BYD-RE	5	10	257.06
Wall	30'	Yellow	CAUTION-DO NOT ENTER	HWM412YW30-CAU-RE	5	10	257.06
Wall	50'	Black	Black/Yellow Diagonal	HWM5000-BYD-HDRE	10	10	571.74
Wall	65'	Black	Black/Yellow Diagonal	HWM6500SB-BYD-WP-RE	30	10	972.23
Rack	15'	Yellow	CAUTION-DO NOT ENTER	HWH412YW15-CAU-MM	5	10	199.09
Rack	25'	Yellow	Black/Yellow Diagonal	HWH412YW25-BYD-MM	5	10	268.64
Cone	10'	Orange	Black/Yellow Diagonal	HRC10FO-BYD	2	2	58.30

Many Additional Finishes, Belt Options and Models Available.

CROWD CONTROL PRODUCTS



Plastic Chain

- Create safe walkways in your facility.
- Block restricted areas for safety.
- Bring awareness to potential hazards.
- No minimum order.

Our products are lightweight, strong, durable and weather resistant.

We guarantee that our plastic chain will resist fading and becoming brittle. FOB Shipping Point.



1.5" PLASTIC CHAIN - LINK SIZE: 1.5" LONG x .75" WIDE x .2" THICK, TRADE SIZE #6

Color	50' BOX CHAIN			100' BOX CHAIN			200' REEL CHAIN			300' PAIL CHAIN		
	Product No.	Wt. (lbs.)	Price Ea.	Product No.	Wt. (lbs.)	Price Ea.	Product No.	Wt. (lbs.)	Price Ea.	Product No.	Wt. (lbs.)	Price Ea.
White	H30001-50	3	\$36.96	H30001-100	6	\$73.90	H30101	11	\$151.59	H30001-P	15	\$230.26
Yellow	H30002-50	3	36.96	H30002-100	6	73.90	H30102	11	151.59	H30002-P	15	230.26
Black	H30003-50	3	36.96	H30003-100	6	73.90	H30103	11	151.59	H30003-P	15	230.26
Red	H30005-50	3	36.96	H30005-100	6	73.90	H30105	11	151.59	H30005-P	15	230.26
Blue	H30006-50	3	36.96	H30006-100	6	73.90	H30106	11	151.59	H30006-P	15	230.26
Safety Orange	H30012-50	3	36.96	H30012-100	6	73.90	H30112	11	151.59	H30012-P	15	230.26
Safety Green	H30014-50	3	36.96	H30014-100	6	73.90	H30114	11	151.59	H30014-P	15	230.26
Black/Yellow	-	-	-	H30029-100	6	75.69	-	-	-	-	-	-

2" PLASTIC CHAIN - LINK SIZE: 2" LONG x 1" WIDE x .25" THICK, TRADE SIZE #8

Color	50' BOX CHAIN			100' BOX CHAIN			125' REEL CHAIN			160' PAIL CHAIN		
	Product No.	Wt. (lbs.)	Price Ea.	Product No.	Wt. (lbs.)	Price Ea.	Product No.	Wt. (lbs.)	Price Ea.	Product No.	Wt. (lbs.)	Price Ea.
White	H50001-50	3.5	\$43.24	H50001-100	7	\$86.50	H50101	10	\$109.84	H50001-P	13	\$142.20
Yellow	H50002-50	3.5	43.24	H50002-100	7	86.50	H50102	10	109.84	H50002-P	13	142.20
Black	H50003-50	3.5	43.24	H50003-100	7	86.50	H50103	10	109.84	H50003-P	13	142.20
Red	H50005-50	3.5	43.24	H50005-100	7	86.50	H50105	10	109.84	H50005-P	13	142.20
Blue	H50006-50	3.5	43.24	H50006-100	7	86.50	H50106	10	109.84	H50006-P	13	142.20
Safety Orange	H50012-50	3.5	43.24	H50012-100	7	86.50	H50112	10	109.84	H50012-P	13	142.20
Safety Green	H50014-50	3.5	43.24	H50014-100	7	86.50	H50114	10	109.84	H50014-P	13	142.20
Black/Yellow	-	-	-	H50029-100	7	88.16	-	-	-	-	-	-

Crowd Control Stanchions & Ground Poles

- Used to create a visual barrier.
- Use indoors or outdoors.
- Chain colors above match Stanchion and Ground Pole colors below.
- Stanchions, Ground Poles, and Colonial Poles are sold as eaches.

Use for sporting events, parking lots, malls, theaters, construction sites, schools, hotels, and more. Stanchions and Ground Poles are perfect for forming lines, directing crowds, or restricting access to protect people and property. FOB Shipping Point.



STANCHIONS

Color	LIGHT DUTY 2" DIA. POLE x 41"H			MEDIUM DUTY 2 1/2" DIA. POLE x 40"H			HEAVY DUTY 3" DIA. POLE x 41"H			X-TREME DUTY STANCHION		
	Product No.	Wt. (lbs.)	Price Ea.	Product No.	Wt. (lbs.)	Price Ea.	Product No.	Wt. (lbs.)	Price Ea.	Product No.	Wt. (lbs.)	Price Ea.
White	H91501	1.7	\$29.50	H96401	3	\$33.16	H99901	4.5	\$36.80	-	-	-
Yellow	H91502	1.7	29.50	H96402	3	33.16	H99902	4.5	36.80	H92302	7.25	\$67.80
Black	H91503	1.7	29.50	H96403	3	33.16	H99903	4.5	36.80	H92303	7.25	67.80
Red	H91505	1.7	29.50	H96405	3	33.16	H99905	4.5	36.80	-	-	-
Blue	H91506	1.7	29.50	H96406	3	33.16	H99906	4.5	36.80	-	-	-
Safety Orange	H91512	1.7	29.50	H96412	3	33.16	H99912	4.5	36.80	-	-	-
Safety Green	H91514	1.7	29.50	H96414	3	33.16	H99914	4.5	36.80	-	-	-
Black/Yellow	H91529	1.7	33.94	H96429	3	37.61	H99929	4.5	41.26	H92388	7.25	67.80

GROUND POLES

Color	2" GROUND POLES 2" DIA. POLE X 35"H			2.5" GROUND POLES 2.5" DIA. POLE X 35"H			3" GROUND POLES 3" DIA. POLE X 35"H			SOLID COLONIAL GROUND POLES 2" DIA. POLE X 22"H		
	Product No.	Wt. (lbs.)	Price Ea.	Product No.	Wt. (lbs.)	Price Ea.	Product No.	Wt. (lbs.)	Price Ea.	Product No.	Wt. (lbs.)	Price Ea.
White	H91301	2	\$15.34	H95401	2	\$17.50	H95501	3	\$18.80	H90901	1	\$3.53
Yellow	H91302	2	15.34	H95402	2	17.50	H95502	3	18.80	-	-	-
Black	H91303	2	15.34	H95403	2	17.50	H95503	3	18.80	H90903	1	3.53
Red	H91305	2	15.34	H95405	2	17.50	H95505	3	18.80	-	-	-
Blue	H91306	2	15.34	H95406	2	17.50	H95506	3	18.80	-	-	-
Safety Orange	H91312	2	15.34	H95412	2	17.50	H95512	3	18.80	-	-	-
Safety Green	H91314	2	15.34	H95414	2	17.50	H95514	3	18.80	-	-	-



BOLLARD COVERS & SIGN BASE SYSTEMS




Bollard Covers

- Save on maintenance while improving appearance.
 - Never paint again; 5-year anti color-fade warranty.
 - Installs in seconds.
 - Includes application tape for permanent installation.
 - Available in any size; Standard 4", 6" or 8".
 - Cut to any size for FREE!
 - Styles available:
 - 1/4" and 1/2" thick dome top.
 - Flat top covers with reflective tape.
 - 11 decorative designs including lighted.
 - Standard Colors:
 - Yellow, Red, Black, Gray, Blue and more.
 - Custom colors available.
- FOB Shipping Point.

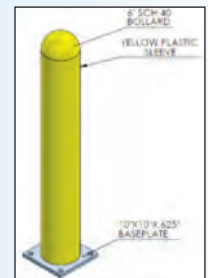


BOLLARD COVERS				
Product No.	Color	Size	Fits Pipe Dia.	Wt. (lbs.)
HPPP-COLOR-04-060-S	Yellow, Red, Black, Gray, Blue	4 x 60"	4-4 1/2"	4
HPPP-COLOR-06-060-S	Yellow, Red, Black, Gray, Blue	6 x 60"	6-6 1/2"	6
HPPH-YL-08-060-S	Yellow Heavy Duty	8 x 60"	8-8 1/2"	16
HBPD-COLOR-08-052-S	Red, Black, Gray, Blue	8 x 52"	8-8 1/2"	16



Bolt Down Bollards

- Best bollards & prices in the book.
 - 4" bollard: sch 40 U.S. steel pipe with 8" x 8" x 1/2" plate.
 - 6" bollard: sch 40 U.S. steel pipe with 10" x 10" x 5/8" plate.
 - Includes bollard cover; never paint again.
 - Additional bollard options are available including:
 - Cored-In, Crash Rated, Larger & Smaller Sizes.
 - Don't need a full bollard cover? Add bollard caps.
- FOB Shipping Point.



4" & 6" Plastic Bollard Caps Available.



END CAPS			
Product No.	Size	Wt. (lbs.)	Price Ea.
HEND-CAP-4-F	4"	2	\$13.00
HEND-CAP-6-F	6"	2	13.00
HEND-CAP-6-D	6"	2	13.00

BOLT DOWN BOLLARDS				
Product No.	Pipe Size	Height	Base Plate Size	Wt. (lbs.)
HPPP-04-036-P	4"	36"	8 x 8 x 1/2"	44
HPPP-04-042-P	4"	42"	8 x 8 x 1/2"	52
HPPP-04-048-P	4"	48"	8 x 8 x 1/2"	57
HPPP-06-036-P	6"	36"	10 x 10 x 5/8"	84
HPPP-06-042-P	6"	42"	10 x 10 x 5/8"	94
HPPP-06-048-P	6"	48"	10 x 10 x 5/8"	105

Specialty Bollards

- Removable Locking Bollards.
 - 4" or 6" sch 40 pipe.
 - Galvanized and sleeved with bollard cover.
 - 42" Height; Includes 18" steel ground sleeve.
 - Bounce Back Bollards.
 - 6" sch 40 pipe with cold galvanized base plate.
 - Sleeved with bollard cover.
 - 42" Height; base plate installation.
- FOB Shipping Point.



Steel surcharges may apply.

SPECIALTY BOLLARDS				
Product No.	Pipe Size	Height	Core Depth	Wt. (lbs.)
HREM-LOCK-04	4"	42"	18"	85
HREM-LOCK-06	6"	42"	18"	135
HBounce-Back-Bollard-06	6"	42"	Plated	100



Sign Base Systems

- Portable Plastic Sign System.
 - With or Without Wheels.
 - Sign Base:
 - Standard Colors: Yellow, Red, Blue, Black, Gray, Green, Orange.
 - Signpost:
 - 1.66 O.D. steel pipe sleeved in HDPE plastic.
 - Standard Colors: Yellow, Red, Blue, Black, Gray, Silver, White.
 - Custom Logos and Decals available.
 - When properly filled, bases are at least 175 lbs. depending on filler.
 - Filler options: water, base gel, sand, pea gravel, or cement.
 - Ships empty at 36 lbs. to reduce shipping costs.
 - Full system includes Sign Base, Signpost, (2) adjustable sign brackets.
- FOB Shipping Point.



SIGN BASES			
Product No.	Description	Wt. (lbs.)	Price Ea.
HBPB-CC-096-CC	without wheels	36	\$165.00
HBPB-CC-096-CC-WHEELS	with wheels	36	210.00



Sign Brackets Available

INDUSTRIAL GUARDRAIL



Safety Wall Guardrail

- **Extended Guardrail Protection for facilities.**
 - **Protect vertical storage and stacking of pallets, crates, and containers.**
 - **Industrial alternative to building foundation walls.**
 - Allows for air flow, light, and visibility.
 - Maximizes floor space.
 - **Made from 6" and 4" sch 40 steel pipe sleeved in HDPE plastic.**
 - Install options: Cored-in or Plated.
 - Custom dimensions available to meet facility needs.
 - Add infill panels for added protection.
 - **Simple installation.**
 - No welding or hot work required.
- FOB Shipping Point.

HSAFETY WALL GUARD, Custom Sizes Available, Wt (lbs.) TBD, Price CALL



Goal Post Guardrail

- **Elite Vertical Guardrail for Door Track and Overhead Protection.**
 - **Protect dock doors, overhead doors, speed doors, and aisles from forklift damage.**
 - **Made from 6" sch 40 steel posts and 4" sch 40 steel rail.**
 - Custom sizes available to meet your facility needs.
 - Cored or Plated installation options.
 - **Quick & easy assembly and installation.**
 - Ships in three pieces; no welding required.
- FOB Shipping Point.

Product No.	GOAL POST GUARDRAIL Size W x H	Wt. (lbs.)	Price Ea.
HGP-YL-120-120-PLATED	120" x 120" w/welded base plate	726	\$1,495.00
HGP-YL-144-144-PLATED	144" x 144" w/welded base plate	852	1,695.00
HGP-YL-168-168-PLATED	168" x 168" w/welded base plate	1104	1,895.00
HGP-YL-WIDTH-HEIGHT-PLATED	CUSTOM SIZES AVAILABLE	--	CALL




Guardrail

- **Strongest Guardrail on the Market.**
- **Withstands multiple impacts w/minimal deflection.**
 - Stops 12,000 lbs. forklift at 4 mph.
- **Delivered fully assembled; No on-site welding required.**
- **Made with 4" sch. 40 pipe rails and 2.5" sch. 80 pipe posts.**
- **Install Options: Cored, Plated, or Removable options available.**
- **Heavy-Duty and Custom Guardrail solutions also available.**

FOB Shipping Point.

Product No.	Length	Height	Wt. (lbs.)	Price Ea.
HSGR-1-048-14 3/4-P	48"	14 3/4"	103	\$335.00
HSGR-1-072-14 3/4-P	72"	14 3/4"	127	375.00
HSGR-1-096-14 3/4-P	96"	14 3/4"	151	425.00
HSGR-1-120-14 3/4-P	120"	14 3/4"	175	465.00
HSGR-1-048-27-P	48"	27"	123	375.00
HSGR-1-072-27-P	72"	27"	147	415.00
HSGR-1-096-27-P	96"	27"	171	465.00
HSGR-1-120-27-P	120"	27"	195	505.00

Product No.	Length	Height	Wt. (lbs.)	Price Ea.
HSGR-2-048-36-P	48"	36"	179	\$555.00
HSGR-2-072-36-P	72"	36"	227	645.00
HSGR-2-096-36-P	96"	36"	275	735.00
HSGR-2-120-36-P	120"	36"	323	825.00
HSGR-2-048-42-P	48"	42"	187	575.00
HSGR-2-072-42-P	72"	42"	235	665.00
HSGR-2-096-42-P	96"	42"	283	755.00
HSGR-2-120-42-P	120"	42"	331	845.00



Steel surcharges may apply.



Handrail

- **OSHA Approved Safety Rail System.**
 - Standard rails are all 42" tall, mid-rail at 21".
- **Made from 1.25" sch 40 steel pipe sleeved in safety yellow plastic.**
 - Other color options. Red, Black, Blue, Gray.
- **Ships in fully assembled sections for fast installation.**
 - No on-site welding required.
- **Available in multiple install options including:**
 - Cored-In, Plated, Side Mount, or Weighted Non-Penetrating Base Plates.
 - Roof Fall Protection Railing available.

FOB Shipping Point.

Product No.	HANDRAIL Length	Height	Wt. (lbs.)	Price Ea.
HRK-YL-2-60-42-B	5'	42"	45	\$335.00
HRK-YL-2-120-42-B	10'	42"	90	515.00
HRK-YL-2-180-42-B	15'	42"	135	715.00
HRK-YL-2-240-42-B	20'	42"	180	905.00
HRK-YL-2-LENGTH-42-B	CUSTOM SIZES AVAILABLE	42"	--	CALL

ASSET PROTECTION



Post Guard Bollard Covers

- It easily slides over the post for a snug secure fit.
- Unique adhesive-free installation tightly secures Post Guard covers in all weather conditions.



Flat Top



Dome Top

- **Save Scraping & Painting.**
- **High Quality Plastic.**
Designed for all weather conditions.
- **Fade Resistant** 6 year guarantee longest in the industry.
- **Improves Property Appearance**
At a low price.
- **Installs Easily.**
Slides over existing post.
- **Recessed 3M™ Reflective Stripes.** Increase visibility & safety.
- In Stock • 14 Colors
- 5 Diameters, 2 Squares, 3 Decorative.

FOB Shipping Point.

POST GUARD BOLLARD COVERS					
Product No.	Type	Size	Color	Wt. (lbs.)	Price Ea.
HHCL1385D	Flat Top	4.5 x 52"	Yellow (2 red stripes)	4	\$38.95
HHCL1385F	Flat Top	4.5 x 52"	Yellow (2 white stripes)	4	38.95
HHCL1385P	Flat Top	4.5 x 52"	Red (2 white stripes)	4	40.95
HHCL1385K	Flat Top	4.5 x 52"	Blue (2 white stripes)	4	40.95
HHCL1386A	Flat Top	7 x 60"	Yellow (2 red stripes)	7	46.95
HHCL1386E	Flat Top	7 x 60"	Yellow (2 white stripes)	7	46.95
HH3501R	Flat Top	8 1/2 x 72"	Yellow (2 red stripes)	10	92.95
HH3507R	Flat Top	10 1/2 x 60"	Yellow (2 red stripes)	14	107.95
HHSQ455YR	Square	4.5 x 55"	Yellow (2 red stripes)	6	80.95
HHSQ655YR	Square	6.5 x 55"	Yellow (2 red stripes)	8	91.95
HHDT452RNT	Dome Top	4.5 x 52"	Red (no stripes)	4	42.95
HHDT452YNT	Dome Top	4.5 x 52"	Yellow (no stripes)	4	40.95
HHDT760RNT	Dome Top	7 x 60"	Red (no stripes)	7	54.95
HHDT760YNT	Dome Top	7 x 60"	Yellow (no stripes)	7	52.95

Other Post Guard bollard colors and sizes available. Installation kit and Flat Top tape included.

Bolt Down Bollards

- **Easy to install.**

FOB Shipping Point.



Powder Coated Yellow

(Schedule 40 steel) Welded steel dome top

- 4" dia. x 36" or 4" x 42" on 8" x 8" base plate.
- 6" dia. x 42" on 10" x 12" base plate.
- 1/2" thick square base plate – four pre-drilled 3/4" corner holes.

Stainless Steel (#304)

- 4" dia. x 36" on 8" dia. base.
- 6.6" dia. x 36" on 11.5" dia. base.
- 1/2" thick round base plate – four pre-drilled 3/4" holes.

BOLT DOWN BOLLARDS						
Product No.	Surface Finish	Diameter	Height	Wall Thickness	Wt. (lbs.)	Price Ea.
HHBDB4-36	Yellow Powder Coat	4"	36"	Sched 40	40	\$204.95
HHBDB4-42	Yellow Powder Coat	4"	42"	Sched 40	45	239.95
HHBDB6-42	Yellow Powder Coat	6"	42"	Sched 40	85	369.95
HHBDBSS4-36	Stainless Steel	4"	36"	Sched 40	26	379.95
HHBDBSS6.6-36	Stainless Steel	6.6"	36"	Sched 40	48	634.95

Height Guard Clearance Bars

- Alerts drivers to low hanging structures.
- Designed for all weather conditions.

Quick installation. Includes eye hooks & free graphics kit for customized message. Ships in two pieces to reduce freight costs.

FOB Shipping Point.



HEIGHT GUARD CLEARANCE BARS				
Product No.	Dia.	Length	Wt. (lbs.)	Price Ea.
HHHG4.5X80YR	5"	80"	13	\$111.95
HHHG7X80YR	7.35"	80"	16	131.95


Sold with graphics kit: "CLEARANCE", two sets of numbers 0-9. Yellow with 2 red stripes on each end.

Collapsible Bollards

- 3" Dia. x 36" H - 8" x 8" base.
- 4.1" H - Folded.

These hinged bollards folds at a 90 degree angle to quickly allow or restrict vehicle access. Schedule 40 Steel Powder Coated Yellow. Padlock (sold separately). Easily secures up & down position. Surface mounted. Dome top.

FOB Shipping Point.



COLLAPSIBLE BOLLARDS			
Product No.	Height	Wt. (lbs.)	Price Ea.
HHCOLLAPSE110-36	36"	30	\$214.95




Door Track Steel Guard

Helps protect overhead door tracks

- 10" x 10" base
- Heights 24", 36", 48".

Yellow powder coated steel.
FOB Shipping Point.



DOOR TRACK STEEL GUARD			
Product No.	Base	Height	Price Ea.
HHSTGWM24YL	10 x 10"	24"	\$244.95
HHSTGWM36YL	10 x 10"	36"	279.95
HHSTGWM48YL	10 x 10"	48"	329.95

COLUMN PROTECTORS & BARRIERS



Standard & Large Column Protectors

- Inexpensive insurance policy against structural damage.

Protect your building's column and support beams with the DPI column protector, an inexpensive insurance policy against structural damage. Each column protector's superior combination of flexibility and rugged structural design provides the ultimate in protection. No tools required for assembly with our nylon fasteners, eliminating the need for velcro straps that fail over time. DPI column protectors not only provide protection but they also provide high visibility. FOB Shipping Point.



STANDARD COLUMN PROTECTORS				
Product No.	Column Size	Outside Dim. W x H	Wt. (lbs.)	Price Ea.
HCP-6	6"	23½" x 39½"	42	\$272.00
HCP-8	8"	23½" x 39½"	42	272.00
HCP-10	10"	23½" x 39½"	42	272.00
HCP-12	12"	23½" x 39½"	42	272.00
HCP-9R	9" (round)	23½" x 39½"	42	272.00
HCP-8X10	8" x 10"	23½" x 39½"	42	272.00

LARGE COLUMN PROTECTORS				
Product No.	Column Size	Outside Dim. W x H	Wt. (lbs.)	Price Ea.
HCP-14	14"	30" x 38½"	64	\$524.00
HCP-16	16"	30" x 38½"	64	524.00
HCP-18	18"	30" x 38½"	64	524.00

Plastic Security Fence Barricades

- Barricade made of durable plastic.
- Water filled base.
- For temporary security.

Barricade supports an included 6' x 6' chain link fence panel. Use for construction sites, military installations, festivals, government facilities and general security. Lightweight and easy to move when empty (can be drained before moving). Setup is quick and easy with no tools required for installation. Interlocking panels connect with zip ties for additional strength. Fill port measures 3" and bottom drain measures 3/4". 840 lbs. total weight when filled. Available in Orange, Yellow or Black - please specify. FOB Shipping Point.

Plastic Base: 40 lbs. (empty). 71 x 23.5 x 17.5"H.

Fence Panel: 60 lbs. - 71.25 x 2.5 x 91.5"H.

Assembled: 23.5 x 71.25 x 91.5"H.

HTBF6B, Wt. 100 (lbs.), Price Ea. Price on Request



Slim Column Protectors

- Protect your beams and uprights.

The slim column protectors are not only great for small beams but are great for protecting uprights on mezzanines, bollards, and overhead crane supports. Fits 3", 4", 5", and 6" beams. Mount one half of the protector to walls to cover and protect water lines and electrical conduits from damage. The combination of flexibility and rugged structural design provides the ultimate in protection. DPI column protectors not only provide protection but they also provide high visibility. FOB Shipping Point.



SLIM COLUMN PROTECTORS				
Product No.	Column Size	Outside Dim. W x H	Wt. (lbs.)	Price Ea.
HCP-3S	3"	12½" x 42"	18	\$189.00
HCP-4S	4"	12½" x 42"	18	189.00
HCP-5S	5"	12½" x 42"	18	189.00
HCP-6S	6"	12½" x 42"	18	189.00

Short Column Protectors

- Protect your beams.

The short column protectors guard beams from the ground up to 24" high, where the most frequent damage is often done. The short column protectors also allow easy access to beam-mounted fire extinguishers while offering maximum protection. The combination of flexibility and rugged structural design provides the ultimate in protection. DPI column protectors not only provide protection but they also provide high visibility. FOB Shipping Point.



SHORT COLUMN PROTECTORS				
Product No.	Column Size	Outside Dim. W x H	Wt. (lbs.)	Price Ea.
HCP-6ST	6"	23½" x 24"	28	\$190.00
HCP-8ST	8"	23½" x 24"	28	190.00
HCP-10ST	10"	23½" x 24"	28	190.00
HCP-12ST	12"	23½" x 24"	28	190.00

Traffic Barriers

- Keep traffic where you want it.

These Traffic Barriers are perfect for use in parking lots, construction sites, festivals, municipalities, airports and more. The traffic barriers are highly visible and can be easily filled with water or sand. Each comes with a 6" fill cap and a 2" bottom drain as well as reflective strips to offer the ultimate in traffic control. FOB Shipping Point.



TRAFFIC BARRIERS			
Product No.	Size L x W x H	Wt. (lbs.)	Price Ea.
HTB-5	62" x 16" x 24"	35	\$209.00
HTB-6	70" x 18" x 34"	55	367.00

RAILING FITTINGS & SAFETY GATES

Kee Klamp® Fittings

- Assembly is fast...just slip pipe in and tighten case hardened set screws with standard hex tool.
- No welding, no threading, no drilling or bolting.

Strong pipe fittings make it easy and economical to assemble railings, racks, fencing, awning frames, boat docks, stalls, light grid systems and 1001 other applications. Galvanized fittings are ideal for either indoor or outdoor use. Holds up to two tons, with larger size fittings. 100% reusable. Meets or exceeds OSHA requirements for railings. FOB Shipping Point.

Nominal Pipe Size	1"	1 1/4"	1 1/2"	2"
Pipe O.D.	1.315	1.66	1.90	2.375
Kee Klamp I.D.	1.375	1.72	1.94	2.410
Kee Klamp Suffix No.	-6	-7	-8	-9

Kee Safety



Additional Styles & Sizes available – call dealer for details. Also available in Aluminum.

Product No.	Pipe Dia.	Price Ea.
Two-Socket Cross		
H26-6	1"	\$21.35
H26-7	1 1/4"	25.84
H26-8	1 1/2"	32.78
H26-9	2"	52.94

Product No.	Pipe Dia.	Price Ea.
90°-180° Adj. Outlet		
H19-6	1"	\$35.92
H19-7	1 1/4"	45.09
H19-8	1 1/2"	47.42

Product No.	Pipe Dia.	Price Ea.
Side Outlet Elbow		
H20-6	1"	\$23.55
H20-7	1 1/4"	34.14
H20-8	1 1/2"	42.36
H20-9	2"	60.10

Product No.	Pipe Dia.	Price Ea.
90° Three Socket Tee		
H25-6	1"	\$21.31
H25-7	1 1/4"	33.52
H25-8	1 1/2"	36.97
H25-9	2"	54.55

Product No.	Pipe Dia.	Price Ea.
90° Elbow		
H15-6	1"	\$17.48
H15-7	1 1/4"	23.06
H15-8	1 1/2"	29.22
H15-9	2"	45.06

Product No.	Pipe Dia.	Price Ea.
Railing Flange		
H62-6	1"	\$26.18
H62-7	1 1/4"	30.31
H62-8	1 1/2"	39.03
H62-9	2"	49.36

Product No.	Pipe Dia.	Price Ea.
Wall Flange		
H68-6	1"	\$31.30
H68-7	1 1/4"	40.73
H68-8	1 1/2"	45.10

Product No.	Pipe Dia.	Price Ea.
Straight Coupling		
H14-6	1"	\$16.17
H14-7	1 1/4"	21.49
H14-8	1 1/2"	24.58
H14-9	2"	34.05

Product No.	Pipe Dia.	Price Ea.
Medium Flange		
H61-6	1"	\$15.07
H61-7	1 1/4"	21.13
H61-8	1 1/2"	27.37
H61-9	2"	38.46

Product No.	Pipe Dia.	Price Ea.
90° Two Socket Tee		
H21-6	1"	\$18.21
H21-7	1 1/4"	26.74
H21-8	1 1/2"	30.43
H21-9	2"	56.31

CoverSafe Access

- Expandable safety work mat prevents falls through openings in attics or on worksites.
- Provides safe covering over openings.
- Easy to install.
- Locks in place for optimal protection.
- Fully insulated, non-conductive.

Accordion-style, high performance safety mat that eliminates the risk of fall into open voids.

Ideal for anyone who needs to access attic spaces for maintenance or to safely cover holes in facility and construction work zones. This foldable, portable work platform expands or contracts to fit almost any size manhole or attic access opening. Provides strength and durability without the need for safety railing or barriers around the opening. Heavy-duty grips prevent slipping when used on concrete, wood, and other flat surfaces. Closed Size: 35" x 15". Open Size: 28" x 47". Maximum Spread Load: 330 lb. (holds the load of one person. Not designed to be loaded with building materials).

FOB Shipping Point.

HOSC240001, Wt. 13 (lbs.) Price Ea. \$704.50.



CoverSafe Trench

- Temporary Trench Cover prevents falls into openings and trenches.
- Eliminates the risk of falls.
- Protects facility/construction work zones.
- Foldable, portable, easy to install.
- Locks in place for optimal safety.
- Fully insulated, non-conductive protection.

The CoverSafe Trench is ideal for utility, road, and maintenance companies. The trellis-style covering expands over open trenches and exposed holes to prevent falls into the openings. This durable, lightweight, and resilient, mat forms a strong, and sturdy cover that allows for an unobstructed view into the open area. No need for solid, heavy boards or plates. Open size: 79"L x 47"W. (will cover 36" trench). Closed Size: 58"L x 10"W x 1 1/2"D.

FOB Shipping Point.

HOSCTR001, Wt. 14 (lbs.) Price Ea. \$353.00.



Universal Kee Gate

3 Durable Finishes

- Available in Hot Dip Galvanized.
- Yellow Powder-Coated Steel.
- High Grade Aluminum.

Versatility

- Fully adjustable.
- Widths can be cut to size on-site.
- Connects easily to the supporting structure/post/stringer.
- Attaches to flat, square, or tubular stringers from 1" - 1.5" diameter.

Our Kee Gate Universal Self-Closing Gates are a fully adjustable range of gates for use in industrial environments or rooftop applications. The spring-loaded hinge mechanism ensures that the gate will always close, maintaining a safe barrier to protect people when working at heights. Kee Gates are ideal for protecting openings, ladder/stair access points, roof hatches, walkways, or limiting access to industrial machinery and other restricted areas. Corrosion-resistant to stand up to the elements, Kee Gates are made from hot dipped galvanized steel and can be powder-coated in safety yellow for visibility. Also available in High-Grade Aluminum. FOB Shipping Point.

Product No.	Pipe Dia.	Price Ea.
Single Socket Tee		
H10-6	1"	\$13.67
H10-7	1 1/4"	18.96
H10-8	1 1/2"	22.83
H10-9	2"	42.90



Product No.	Description	Wt. (lbs.)	Price Ea.
HSGNA500GV	Galvanized	24	\$294.69
HSGNA500PC	Yellow Powder Coated	24	300.70

Kwik Kit® Safety Railings

Features

- Galvanized steel kits.
- Pre-assembled uprights.
- Corrosion-resistant components and fittings.
- Standard pipe size: outside diameter = 1.90 inches.
- Installs with simple hand tools.

Benefits

- Safety Yellow coated for high visibility.
- Meets OSHA-compliance for safety railings.
- No welding, bending, or threading required.
- Sections can be added or changed on site.
- Modular construction for easy installation.

Kwik Kits are a quick-assembly guardrail kit that allows you to create a sturdy railing system without welding, bending, or threading. Available in straight, corner and extension kits, all uprights are pre-assembled for fast installation. Choose either Galvanized Steel or Aluminum (call for pricing) to easily construct any railing configuration using a standard hex tool. Combine Kwik Kits for larger installations or unique workspaces. Kwik Kits can cut on-site and should be secured using floor bolts or chemical anchors (bolts and chemical anchors not included). FOB Shipping Point.

HKWIKSC Corner Kit. Wt. 96 (lbs.) Price Ea. \$693.14 HKWIKSS Straight Kit. Wt. 96 (lbs.) Price Ea. \$693.14 HKWIKSE Extension Kit. Wt. 43 (lbs.) Price Ea. \$299.75



Minimum order \$50.00

SAFETY GATES

"Save"ty® Yellow Products

Pivot Gate

- Choose from 60", 65", 72", 96", or 120" clear opening.
- Adjustable kickplate with rubber feet.

Designed with safety and ease of use in mind, the Pivot Gate meets OSHA requirements and easily pivots up or down requiring only 10-20 lbs. of lift force. Only minor assembly is required, making installation a breeze. Simply anchor to the mezzanine floor and you're done. FOB Shipping Point.



PIVOT GATE				
Product No.	Description	Size W x D x H	Wt. (lbs.)	Price Ea.
HPIVOTGATE55	55" Clear Opening	65.4 x 76 x 80"	325	\$2,357.14
HPIVOTGATE60	60" Clear Opening	70.4 x 76 x 80"	325	2,082.14
HPIVOTGATE72	72" Clear Opening	82.4 x 76 x 80"	350	2,485.71
HPIVOTGATE96	96" Clear Opening	106.4 x 76 x 80"	425	2,553.57
HPIVOTGATE120	120" Clear Opening	130.4 x 76 x 80"	435	2,731.93

Mezzanine Fabric Gate

- Strong PVC mesh has a 1000 lbs. tear rating.
 - Safety Yellow for high visibility.
 - MEETS OSHA FALL PROTECTION.
 - Requires 58" opening for installation.
- Retractable safety barrier gate for mezzanines. FOB Shipping Point.

MEZZANINE FABRIC GATE					
Product No.	Description	Clearance	Height	Wt. (lbs.)	Price Ea.
HMEZZANINEFABRICGATE48	Retractable Fabric Mezzanine Gate 48"	48"	48"	60	\$1,567.50
HMEZZANINEFABRICGATE60	Retractable Fabric Mezzanine Gate 60"	60"	48"	60	1,630.36
HMEZZANINEFABRICGATE72	Retractable Fabric Mezzanine Gate 72"	72"	48"	60	1,708.93



Swing Gates

Single

- Mounts to Hand Rail.
- The single swing gate requires a post for strike plate and opens 180°. Standard height gate is 42" high. Powder coated safety yellow. FOB Shipping Point.

Double

- Mounts to Hand Rail.
- The Double Gate has built in stop, opens 180°. For 16" to 52½" openings. Powder coated safety yellow. FOB Shipping Point.

SINGLE SELF-CLOSING SWING GATE				
Product No.	Description	Height	Wt. (lbs.)	Price Ea.
HSYP-PS-1520	Self Closing gate for clear opening between 15 to 20"	21"	20	\$357.14
HSYP-PS-2030	Self Closing gate for clear opening between 20 to 30"	21"	20	364.29
HSYP-PS-3040	Self Closing gate for clear opening between 30 to 40"	21"	20	390.00
HSYP-PS-4050	Self Closing gate for clear opening between 40 to 50"	21"	20	514.29

DOUBLE SELF-CLOSING SWING GATE				
Product No.	Description	Height	Wt. (lbs.)	Price Ea.
HSYP-PS-40500	Two Self Closing gates for clear opening between 40 to 60"	21"	20	\$957.14

Telescoping

- Mounts to Guard Rail.
- Adjust to fit openings from 18" to 36".
- Can be installed on guardrail or handrail (2" O.D. max) regardless of brand.
- Springs designed to withstand over 1 million cycles.
- Self closing.

The Telescoping Safety Gate is adjustable enough to fit a wide range of openings and can be installed on either guardrail or handrail (2" O.D. max) regardless of brand. The gate can be inverted to swing open either left or right and is designed to withstand over 1 million cycles. FOB Shipping Point.

TELESCOPING SELF-CLOSING SWING GATE					
Product No.	Description	Length	Height	Wt. (lbs.)	Price Ea.
HTELESCOPINGGATE18-36	Telescoping Gate 18-36" Flat mount 20.5-38.5"	18"/20.5"	22"	22	\$700.00



Single Swing Gate



Double Swing Gate



Telescoping Swing Gate

WE HAVE GATES

"Save"ty® Yellow Products

Dock Stop HD

- 8' – 12' door sizes in stock.

Dock Stops stop fork trucks from driving or backing off of docks. It includes two rotating arms and locking slide bars with a locking pin. Also includes built in height levelers so that the arms meet in the middle every time. Power coated safety yellow and includes reflective "Stop" signs. FOB Shipping Point.

- **Dock Stop HD**...features oversized 12" x 12" x 5/8" base plates with gussets. Reinforced panels with cross bars for impact. No pinch points when gate is closed. Support beams on back for additional strength. 5" steel posts with powder coated steel caps. Robust 1" pins support gate arms. Adjustable solid steel plate bolts to post and reinforced cross bar for strength behind panels. 10,000 lbs. impact rating at 5 mph.



DOCK STOP HD					
Product No.	Description	Length	Height	Wt. (lbs.)	Price Ea.
HDOCKSTOPHD8-9	One Gate	8-9'	42"	610	\$4,832.14
HDOCKSTOPHD10-12	One Gate	10-12'	42"	650	5,107.14

Fabric Gate

- Perfect for Dock Doors that are often open.
- Accommodates doors from 8' to 16'.

The fabric Gate protects against unwanted visitors, insects, birds, and debris from entering the work area while allowing air to flow through. Design allows for easy operation, requiring just 3 lbs. of pull force to extend the gate. A locking feature prevents unwanted entry and theft. Small gap at the base of the gate. Gate is 48" tall and meets OSHA guidelines for fall protection. FOB Shipping Point.

FABRIC GATE					
Product No.	Description	Length	Height	Wt. (lbs.)	Price Ea.
HFABRICGATE8	Retractable 8'	8'	48"	84	\$1,787.50
HFABRICGATE9-10	Retractable 9'-10'	9'-10'	48"	85	1,866.07
HFABRICGATE11-12	Retractable 11'-12'	11'-12'	48"	86	1,944.64
HFABRICGATE13-16	Retractable 13'-16'	13'-16'	48"	87	2,102.57



Rolling Dock Gate

- Available in 8', 10', and 12' sizes.
- Rolling design eliminates lifting and pinching hazards.

Permits safe access in and out of the loading dock area with easy access and no lift and pinch hazards. Durable 1.66" O.D. steel. Powder coated safety yellow. Mounting hardware optional. Locking caster design reduces drift. Easy installation - anchor base in minutes and you're done! OSHA 1910.29 compliant for fall protection. FOB Shipping Point.



ROLLING DOCK SAFETY GATE					
Product No.	Description	Length	Height	Wt. (lbs.)	Price Ea.
HROLLINGGATE6	6' Gate w/caster	6'	42"	51	POR*
HROLLINGGATE8	8' Gate w/caster	8'	42"	51	\$428.57
HROLLINGGATE10	10' Gate w/caster	10'	42"	58	464.29
HROLLINGGATE12	12' Gate w/caster	12'	42"	58	POR*

*POR - Price On Request

WE HAVE GATES

"Save"ty® Yellow Products

Dock Stop Lite

- Prevent fork trucks from driving off the dock.

Two rotating panels mounted on 42" tall bollards (included) that meet in the center: 108" – 152" between base plates. Rated for 4,000 lbs. impact at 4 mph. Select 8' or 9'-12' locking bar size. Mounting hardware available, but **NOT** included. FOB Shipping Point.

DOCK STOP LITE					
Product No.	Description	Length	Height	Wt. (lbs.)	Price Ea.
HDOCKSTOP8LITE	8' Locking Bar	96"	42"	510	\$2,431.00
HDOCKSTOP9-12LITE	9-12' Locking Bar	120"	42"	510	2,588.14



Rotating Dock Gate

- Rotate mounted over a 42" bollard (not included).

For interior and exterior dock applications. Sizes from 5' to 10', powder coated safety yellow. Add optional bollard with eyelet at the opposite end for security. FOB Shipping Point.



ROTATING DOCK GATE					
Product No.	Description	Length	Height	Wt. (lbs.)	Price Ea.
HSYP-DWGR-5	Rotating Dock/Driveway Gate 5'	5'	42"	138	\$1,021.43
HSYP-DWGR-6	Rotating Dock/Driveway Gate 6'	6'	42"	146	1,100.00
HSYP-DWGR-7	Rotating Dock/Driveway Gate 7'	7'	42"	155	1,138.57
HSYP-DWGR-8	Rotating Dock/Driveway Gate 8'	8'	42"	163	1,178.57
HSYP-DWGR-9	Rotating Dock/Driveway Gate 9'	9'	42"	172	1,217.14
HSYP-DWGR-10	Rotating Dock/Driveway Gate 10'	10'	42"	180	1,295.71
6" BOLLARD FOR FLOOR MOUNT					
HSYP-DWGR-BOLLARD	6.5" O.D., 10" x 10" x 1/2" Base Plate, 42" Tall, w/welded cap			78	298.57

Lift Gate

- Ideal for overhead doors. Great visibility to prevent accidents.
- Economical and simple solution to comply with OSHA fall protection.
- Available in 8', 10', and 12' clear opening.

Designed with a new locking pin, the pin prevents the gate from dropping on windy days. Additionally, an air actuation cylinder holds the gate open during deliveries or shipments. FOB Shipping Point.



LIFT GATE				
Product No.	Description	Raised Height	Wt. (lbs.)	Price Ea.
HLIFTGATE8	8' clear, 114" OA width x 42" high dock gate	12'8"	72	\$984.34
HLIFTGATE10	10' clear, 138" OA width x 42" high dock gate	14'8"	78	1,198.21
HLIFTGATE12	12' clear, 162" OA width x 42" high dock gate	16'8"	84	1,267.20

POST PROTECTORS & BOLLARDS

"Save"ty® Yellow Products

Traditional V-Face Post Protectors


• Available in standard clearance 4¼" or seismic clearance 5½" or 8¼".

Stocked models are ¾" thick and 12", 18", or 24" tall. The 12" and 24" tall are also stocked in ¼" thick steel. Powder coated safety yellow. Mounting hardware available but NOT included. FOB Shipping Point.

TRADITIONAL V-FACE POST PROTECTORS					
Product No.	Clearance	Thickness	Height	Wt. (lbs.)	Price Ea.
HPP-12V-316	4¼"	¾"	12"	7.2	\$27.23
HPP-18V-316	4¼"	¾"	18"	9.5	34.89
HPP-24V-316	4¼"	¾"	24"	12.3	48.71
HPP-12V-5.5	5½"	¾"	12"	7.9	30.04
HPP-24V-5.5	5½"	¾"	24"	14.9	50.29
HPP-12V-8.25-316	8¼"	¾"	12"	9.9	44.40
HPP-24V-8.25-316	8¼"	¾"	24"	17.0	61.29
HPP-12V-1/4	4¼"	¼"	12"	9.8	36.59
HPP-24V-1/4	4¼"	¼"	24"	17.6	53.04



Standard



Seismic

Poly Post Protectors Outrigger Post Protectors

Easy snap on installation, stackable, fits 1½" x 3" and 3" x 3" pallet racking, including Mecalux rack. Installed dimensions are 6"D. x 5½"W. x 8"H. FOB Shipping Point.



Poly Post Protector


• Available in ¼" or ¾" steel.

Anchors to the floor with one anchor. Thick mounting plate behind nose for easy installation. Powder coated safety yellow. Mounting hardware available but NOT included. FOB Shipping Point.

POLY POST PROTECTOR					
Product No.	Description	Height	Wt. (lbs.)	Price Ea.	
HPP-8POLY-1.5x3	Poly 1.5, snap on	8"	2.0	\$14.19	
HPP-8POLY-3x3	Poly 3 x 3", snap on	8"	1.5	14.19	

OUTRIGGER POST PROTECTOR					
Product No.	Description	Length	Height	Wt. (lbs.)	Price Ea.
HPP-4-OR-14	1/4" Material	3.25"	4"	4.0	\$20.93
HPP-4-OR-14-5.5	1/4" Material	5.5"	4"	6.0	21.36
HPP-4-OR-38	3/8" Material	3.25"	4"	6.0	22.79
HPP-4-OR-38-5.5	3/8" Material	5.5"	4"	6.6	POR*

* Price on Request



Outrigger Post Protector

Side Mounted Post Protectors

- Protects rack frame at every beam level.
- "V" shape on front to deflect forks.

Mounts easily to side of rack frame. Bolts through frame. Solid 7 gauge construction. 3¼" inside dimension. New closed top model (HPP-24BO-NBW) for food industry is 24" tall. Standard model is 12" or 24" tall. Powder coated safety yellow. Mounting hardware included. FOB Shipping Point.

SIDE MOUNTED POST PROTECTOR					
Product No.	Description	Length	Height	Wt. (lbs.)	Price Ea.
HPP-12V-SMW	12" side mount	3"	12"	6.0	\$20.43
HPP-24V-SMW	24" side mount	3"	24"	9.3	40.07
HPP-24BO-NBW*	24" side mount	3"	24"	7.0	49.50

*Closed top model.



Post Protectors Without Bases

Energy absorbing design anchors securely in front of frame. "V" shape on the front to deflect forks. These post protectors are 12" tall and available in 4¼" and 5½" widths. FOB Shipping Point.



POST PROTECTORS WITHOUT BASES				
Product No.	Width	Height	Wt. (lbs.)	Price Ea.
HPP-12F-316	4.25"	12"	7.5	\$25.71
HPP-12F-5.5	5.5"	12"	7.9	28.57

Bollards

Economy Models

- 4½" and 5½" O.D.
- Schedule 20 upright.
- 8" x 8" x ¼" thick base plate.

Safety yellow for visibility. Mounting hardware available but NOT included. FOB Shipping Point.

Standard Models

- 6½" O.D.
- Schedule 40 upright.
- 9" x 9" x ½" thick base plate.
- White reflective tape available upon request for increased visibility.

Safety yellow for visibility. Mounting hardware available but NOT included. FOB Shipping Point.

BOLLARDS				
Product No.	Outside Dim.	Height	Wt. (lbs.)	Price Ea.
ECONOMY MODEL				
HBL14244.5125Y	4.5"	24"	17	\$93.10
HBL14364.5125Y	4.5"	36"	23	103.81
HBL14424.5125Y	4.5"	42"	25	117.86
HBL14245.5125Y	5.5"	24"	19	108.43
HBL14365.5125Y	5.5"	36"	26	139.89
HBL14425.5125Y	5.5"	42"	29	159.83
STANDARD MODEL				
HBL12246.5040Y	6.5"	24"	50	204.29
HBL12366.5040Y	6.5"	36"	69	251.43
HBL12426.5040Y	6.5"	42"	78	275.79



GUARD RAILS & RACK PROTECTION

"Save"ty® Yellow Products



Corner Post with "Stand Guard" Ribbed Rail



Drop-In, Lift-Out Design



Inline Post with Lite Duty Guard Rail

"Stand Guard" Ribbed Rail

- Rails are 10 gauge, high-tensile steel.

Drop-In, Lift-Out design, with sleeves welded to posts. No costly brackets as an afterthought. Offset end posts and T-posts now in stock. Posts have 10" x 10" base plates and powder coated steel caps. Choose from 18" or 42" tall posts. Floor mounting hardware available, but NOT included. FOB Shipping Point.

"STAND GUARD" RIBBED RAILS				
Product No.	Description	Length	Wt. (lbs.)	Price Ea.
11.25" H. RAILS				
HRRIB-2-C	2' Section of Ribbed Rail	19.5"	16	\$65.21
HRRIB-3-C	3' Section of Ribbed Rail	31.5"	22	90.47
HRRIB-4-C	4' Section of Ribbed Rail	43.5"	27	108.43
HRRIB-5-C	5' Section of Ribbed Rail	55.5"	33	133.57
HRRIB-6-C	6' Section of Ribbed Rail	67.5"	39	136.71
HRRIB-7-C	7' Section of Ribbed Rail	79.5"	44	147.71
HRRIB-8-C	8' Section of Ribbed Rail	91.5"	49	180.00
HRRIB-9-C	9' Section of Ribbed Rail	103.5"	56	189.29
HRRIB-10-C	10' Section of Ribbed Rail	115.5"	60	212.86
LIFT OUT POSTS				
H4RPC-18	Corner Post 18" / 4" Post	-	29	117.86
H4RPE-18	End Post 18" / 4" Post	-	29	117.86
H4RPIN-18	Inline Post 18" / 4" Post	-	29	117.86
H4RPC-42-DBL	Corner Post 42" / 4" Post	-	51	199.29
H4RPE-42-DBL	End Post 42" / 4" Post	-	51	199.29
H4RPIN-42-DBL	Inline Post 42" / 4" Post	-	51	199.29




Lite Duty Guard Rail

- 14 gauge, high-tensile steel.

Drop-In, Lift-Out design. Protects for lite duty impacts such as electric pallet trucks, powered stackers, self-dumping hoppers, and pallet jacks. Posts have 8" x 8" base plates and powder coated steel caps. Floor mounting hardware available, but NOT included. FOB Shipping Point.

LITE DUTY GUARD RAILS				
Product No.	Description	Length	Wt. (lbs.)	Price Ea.
7.25" H. RAILS				
H4-RAIL-LITE-14	4' Rail-Lite 14 Gauge	43.5"	14	\$85.71
H5-RAIL-LITE-14	5' Rail-Lite 14 Gauge	55.5"	16	85.71
H6-RAIL-LITE-14	6' Rail-Lite 14 Gauge	67.5"	18	92.86
H7-RAIL-LITE-14	7' Rail-Lite 14 Gauge	79.5"	21	100.00
H8-RAIL-LITE-14	8' Rail-Lite 14 Gauge	91.5"	23	107.14
H9-RAIL-LITE-14	9' Rail-Lite 14 Gauge	103.5"	26	114.29
H10-RAIL-LITE-14	10' Rail-Lite 14 Gauge	115.5"	28	121.43
LIFT OUT POSTS				
H4-LITE-CORNER-42	Corner Post 42" / 4" Post	-	35	151.10
H4-LITE-END-42	End Post 42" / 4" Post	-	35	151.10
H4-LITE-INLINE-42	Inline Post 42" / 4" Post	-	35	151.10

Safety Light Stik



PPE On The Go!

- Foldable, portable, and stands 4' - 6' tall when stood up. ARRIVES ASSEMBLED!
- Strobe is battery powered. Two "D" batteries provide 300-400 hours of power to the strobe.
- Strobe comes with an additional magnetic base.
- Available in RED or AMBER.
- Ships UPS Ground!



HSAVETYLIGHTSTIK, Wt (20) lbs. Price Ea., \$184.29

PERIMETER PROTECTION

"Save"ty[®] Yellow Products

Modular Hand Railing

Steel handrail stocked in 4', 6' and 8' sections. Mounting hardware available, but NOT included. FOB Shipping Point.

MODULAR HAND RAILING				
Product No.	Description	Size OD x ID	Wt. (lbs.)	Price Ea.
RAIL				
HAND-24-RAIL	24" Long Hand Rail	1.66 x 1.25"	4	\$26.33
HAND-48-RAIL	48" Long Hand Rail	1.66 x 1.25"	9	49.50
HAND-72-RAIL	72" Long Hand Rail	1.66 x 1.25"	13	75.43
HAND-96-RAIL	96" Long Hand Rail	1.66 x 1.25"	18	108.20
POST				
HAND-42-POST	42" Tall Hand Rail Post	-	8	42.43
KICKPLATE				
HKICK	Kick Plate 4 x 2 x 48"	-	13	56.57



Twin Rail with Quick Disconnect

- Meets OSHA fall protection guidelines.
- Available in 4', 6', 8', and 10' lengths.

The Twin Rail comes standard with Quick Release Lift-Out rails that offer holes for bolting together if desired. Posts are 3" x 3" x 44" and meet OSHA for fall protection guidelines. The posts are available in End, Inline, and Corner options. The rails are strong 4" x 2" tubular steel, all powder coated safety yellow. Black steel caps included. Floor mounting hardware available but not included. FOB Shipping Point.

TWIN RAIL WITH QUICK DISCONNECT			
Product No.	Description	Wt. (lbs.)	Price Ea.
POST			
HTWIN-Corner 44	Twin 44" Corner Post	21	\$132.14
HTWIN-End 44	Twin 44" End Post	21	132.14
HTWIN-Inline 44	Twin 44" Inline Post	21	132.14
RAILS			
HTWIN-04	4' Section of 4" x 2" Rail - 7 Gauge	21	69.14
HTWIN-06	6' Section of 4" x 2" Rail - 7 Gauge	26	84.29
HTWIN-08	8' Section of 4" x 2" Rail - 7 Gauge	34	112.86
HTWIN-10	10' Section of 4" x 2" Rail - 7 Gauge	43	141.43



Mezzanine Fabric Gate

- 48" Clear opening.
- Strong PVC mesh has a 1000 lbs. tear rating.
- Safety Yellow for high visibility.
- MEETS OSHA FALL PROTECTION.
- Requires 58" opening for installation.

Retractable safety barrier Gate for mezzanines. FOB Shipping Point.

MEZZANINE FABRIC GATE			
Product No.	Size	Wt. (lbs.)	Price Ea.
HFABRICGATE48	48"	60	\$1,567.50
HFABRICGATE60	60"	60	1,630.36
HFABRICGATE72	72"	60	1,708.93




RACK & COLUMN PROTECTION

"Save"ty[®] Yellow Products

End of Aisle Rack Guards

- Floor angle is 5" x 3" x 1/4" thick.
- Available in either 42" and 48" lengths.

Curved end is 12" tall with 8" I.D. to protect end of aisle rack. Available in left, right, and double ends. Also available with 6" x 4" x 1/2" thick angle. Mounting hardware available, but NOT included. FOB Shipping Point.



End of Aisle Rack Guard

END OF AISLE RACK GUARDS			
Product No.	Description	Wt. (lbs.)	Price Ea.
HRG-42LC-1/4"-8	42" Left Curved	38	\$102.14
HRG-42RC-1/4"-8	42" Right Curved	38	102.14
HRG-42DC-1/4"-8	42" Double Curved	52	125.00
HRG-48LC-1/4"-8	48" Left Curved	42	109.29
HRG-48RC-1/4"-8	48" Right Curved	42	109.29
HRG-48DC-1/4"-8	48" Double Curved	56	132.14

Low Profile Rack Guards

- Available in 36", 42", and 48" lengths.

Perfect guards for end of aisles and rows. 4 1/2" diameter (schedule 40 pipe) with welded ends. 1/2" thick mounting feet. Mounting hardware available, but NOT included. The feet can be mounted as pictured or can be mounted to face the rack. FOB Shipping Point.



Low Profile Rack Guard

LOW PROFILE RACK GUARDS			
Product No.	Size H x L	Wt. (lbs.)	Price Ea.
HRGR-36	5 x 36"	35	\$136.71
HRGR-42	5 x 42"	44	147.71
HRGR-48	5 x 48"	49	152.43

Floor Pallet Stop

- Available in 6", and 8" heights.
- Made of steel with gusset on back for additional strength.
- Easy installation.

Limits placement of pallets to prevent damage to building. FOB Shipping Point.



Floor Pallet Stop


FLOOR PALLET STOP			
Product No.	Description	Wt. (lbs.)	Price Ea.
HFPS-6	Floor Pallet Stop mounts behind pallet on floor & reduces the damage to wall	2	\$17.29
HFPS-8	Floor Pallet Stop mounts behind pallet on floor & reduces the damage to wall	2	18.07

Beam Pallet Stop

- Fits 2.75" deep and 4.75" tall beams.
- Secures waterfall edge wire deck in place.
- Easy installation - slides directly over rack.
- Available in flush mount or with a 3" overhang.

Create a real stopping point for pallets. Stops pallets from entering the flue spaces. Mounting hardware not included. One bolt and one nut is needed per each stop. FOB Shipping Point.

BEAM PALLET STOP			
Product No.	Description	Wt. (lbs.)	Price Ea.
HBPS-4.75.F	Pallet stop sits on beam, with a flush 5" tall back, bolts together	3	\$18.86
HBPS-4.75.3.0	Pallet stop sits on beam, with a 5" tall back has 3" offset, bolts together	3	21.21
HBEAMSTOPBOLT1/4, 1/2" Grade 8 Bolt (attach over rack beam), Price ea. \$1.22			
HBEAMSTOPNUT1/4, 1/2" Nylon Nut (attach over rack beam), Price ea. \$.22			



Building Column Protectors

EAGLE MFG Yellow Plastic Column Protector with Velcro Straps. Two plastic halves that meet in the center to form a barrier around a building column. Short size also available in Red (-ER). Standard sizes ship via truck. Slim size can ship via UPS. FOB Shipping Point.



Short - Yellow



Short - Red

BUILDING COLUMN PROTECTORS				
Product No.	Column Size	Color	Wt. (lbs.)	Price Ea.
STANDARD - 42"H x 24"D				
HSYP-C-6-E	6" Square	Yellow	40	\$291.21
HSYP-C-8-EY	8" Square	Yellow	40	291.21
HSYP-C-9R-EY	9" Round	Yellow	40	291.21
HSYP-C-10-EY	10" Square	Yellow	40	291.21
HSYP-C-12-EY	12" Square	Yellow	40	291.21
SHORT - 24"H x 24"D				
HSYP-SHORT-6-ER	6" Square	Red	28	223.07
HSYP-SHORT-6-EY	6" Square	Yellow	28	223.07
HSYP-SHORT-8-ER	8" Square	Red	28	223.07
HSYP-SHORT-8-EY	8" Square	Yellow	28	223.07
HSYP-SHORT-10-ER	10" Square	Red	28	223.07
HSYP-SHORT-10-EY	10" Square	Yellow	28	223.07
HSYP-SHORT-12-ER	12" Square	Red	28	223.07
HSYP-SHORT-12-EY	12" Square	Yellow	28	223.07
SLIM - 42"H x 13"D				
HSYP-BS-6-EY	4 to 6"	Yellow	16	185.00



Slim



Standard



"Save"ty Yellow goes Blue!

Blue Light

Increase warehouse safety by adding a Blue Light to increase visibility and awareness of fork trucks. Mounted to the fork truck (front or rear) with hardware and 12" wire lead provided. 5 bright LED lights create 400 Lumens of bright blue light in the path of the fork truck. FOB Shipping Point.


HBLUE Measures 4" x 4" x 3 1/2", Wt. 2 (lbs.) Price Ea. \$110.00

GUARD RAIL SYSTEMS



Structural Guard Rail (bolt-on and drop-in style)

Create a modular system to protect equipment, inventory, and individuals from damage or injury. Corrugated rails are constructed from 1/8" thick material, made for high impact resistance indoors or out. Posts are constructed of 1/4" thick material with mounting holes on all four sides for use as corner or center posts. Posts measure 4" x 4" with a 10" square steel base plate that is 3/8" thick. Bolts and washers are provided with individual rail sections. Provide easy accessibility with our drop-in style rails. Slide rail sections into post saddles for simple assembly. Each drop-in style rail section includes two brackets. Bolt-on style rails are designed for permanent installation. Optional gate available for easy access in and out of work area. FOB Shipping Point.



3 RIB RAIL SYSTEM
BOLT-ON STYLE



OPTIONAL SWING GATE



3 RIB RAIL SYSTEM
DROP-IN STYLE



2 RIB RAIL
BOLT-ON STYLE

BOLT-ON STRUCTURAL GUARD RAIL					
Product No.	Description	Rail Length	Height	Wt. (lb.)	Price Ea.
HGR-F2R-BO-1-YL	2 Rib Rail	12"	10"	8	\$81.88
HGR-F2R-BO-2-YL	2 Rib Rail	24"	10"	16	96.87
HGR-F2R-BO-3-YL*	2 Rib Rail	29 7/8"	10"	32	136.95
HGR-F2R-BO-4-YL	2 Rib Rail	41 7/8"	10"	41	176.95
HGR-F2R-BO-5-YL	2 Rib Rail	53 7/8"	10"	82	199.91
HGR-F2R-BO-6-YL*	2 Rib Rail	65 7/8"	10"	92	219.96
HGR-F2R-BO-7-YL	2 Rib Rail	77 7/8"	10"	104	246.92
HGR-F2R-BO-8-YL	2 Rib Rail	89 7/8"	10"	124	255.87
HGR-F2R-BO-9-YL	2 Rib Rail	101 7/8"	10"	138	275.85
HGR-F2R-BO-10-YL	2 Rib Rail	113 7/8"	10"	150	279.97
HGR-F2R-BO-TP18-YL	Rigid Post (1 guard rail level)	-	18"	38	145.85
HGR-F2R-BO-TP42-YL	Rigid Post (2 guard rail level)	-	42"	65	199.95
HGR-F2R-BO-TP60-YL*	Rigid Post (3 guard rail level)	-	60"	95	286.89
HGR-F2R-BO-TP72-YL*	Rigid Post (4 guard rail level)	-	72"	135	325.97
HGR-F3R-BO-1-YL	3 Rib Rail	12"	15"	12	90.88
HGR-F3R-BO-2-YL	3 Rib Rail	24"	15"	24	106.87
HGR-F3R-BO-3-YL	3 Rib Rail	29 7/8"	15"	39	150.95
HGR-F3R-BO-4-YL	3 Rib Rail	41 7/8"	15"	48	179.95
HGR-F3R-BO-5-YL	3 Rib Rail	53 7/8"	15"	94	211.91
HGR-F3R-BO-6-YL	3 Rib Rail	65 7/8"	15"	106	245.96
HGR-F3R-BO-7-YL	3 Rib Rail	77 7/8"	15"	118	268.92
HGR-F3R-BO-8-YL	3 Rib Rail	89 7/8"	15"	138	294.87
HGR-F3R-BO-9-YL	3 Rib Rail	101 7/8"	15"	150	303.85
HGR-F3R-BO-10-YL	3 Rib Rail	113 7/8"	15"	162	329.97
HGR-F3R-GBS-3-YL*	Single Rail 3 Rib Swing Gate	36"	15"	36	246.99
HGR-F3R-GBS-4-YL*	Single Rail 3 Rib Swing Gate	48"	15"	45	270.93
HGR-F3R-GBS-5-YL*	Single Rail 3 Rib Swing Gate	60"	15"	110	313.88
HGR-F3R-GBS-6-YL*	Single Rail 3 Rib Swing Gate	72"	15"	122	329.91
HGR-F3R-GBS-7-YL*	Single Rail 3 Rib Swing Gate	84"	15"	134	395.92
HGR-F3R-GBS-8-YL*	Single Rail 3 Rib Swing Gate	96"	15"	146	440.95
HGR-F3R-BO-TP18-YL	Rigid Post (1 guard rail level)	-	18"	38	145.85
HGR-F3R-BO-TP42-YL	Rigid Post (2 guard rail level)	-	42"	65	199.95
HGR-F3R-BO-TP60-YL*	Rigid Post (3 guard rail level)	-	60"	95	286.89
HGR-F3R-BO-TP72-YL*	Rigid Post (4 guard rail level)	-	72"	135	325.97
HAS-344	Concrete Anchor Bolts (1 anchor) 3/4" x 4 1/4"	-	-	1	9.99
HAS-344-4PK	Concrete Anchor Bolts (4 pack) 3/4" x 4 1/4"	-	-	2	19.99

*Check Availability

DROP-IN STRUCTURAL GUARD RAIL (rail includes bracket with hardware)					
Product No.	Description	Rail Length	Height	Wt. (lb.)	Price Ea.
HGR-F2R-DI-1-YL*	2 Rib Rail	12"	10"	13	\$121.88
HGR-F2R-DI-2-YL*	2 Rib Rail	24"	10"	21	138.87
HGR-F2R-DI-3-YL*	2 Rib Rail	29 7/8"	10"	42	176.95
HGR-F2R-DI-4-YL*	2 Rib Rail	41 7/8"	10"	51	214.95
HGR-F2R-DI-5-YL*	2 Rib Rail	53 7/8"	10"	92	238.91
HGR-F2R-DI-6-YL*	2 Rib Rail	65 7/8"	10"	102	259.96
HGR-F2R-DI-7-YL*	2 Rib Rail	77 7/8"	10"	114	270.92
HGR-F2R-DI-8-YL*	2 Rib Rail	89 7/8"	10"	134	295.87
HGR-F2R-DI-9-YL*	2 Rib Rail	101 7/8"	10"	148	313.85
HGR-F2R-DI-10-YL*	2 Rib Rail	113 7/8"	10"	160	316.97
HGR-F2R-DI-TP18-YL	Rigid Post (1 guard rail level)	-	18"	35	145.85
HGR-F2R-DI-TP42-YL	Rigid Post (2 guard rail level)	-	42"	65	199.95
HGR-F2R-DI-TP60-YL*	Rigid Post (3 guard rail level)	-	60"	95	286.89
HGR-F2R-DI-TP72-YL*	Rigid Post (4 guard rail level)	-	72"	135	325.97
HGR-F3R-DI-1-YL*	3 Rib Rail	12"	15"	17	150.88
HGR-F3R-DI-2-YL*	3 Rib Rail	24"	15"	29	164.87
HGR-F3R-DI-3-YL*	3 Rib Rail	29 7/8"	15"	49	215.95
HGR-F3R-DI-4-YL*	3 Rib Rail	41 7/8"	15"	58	240.95
HGR-F3R-DI-5-YL*	3 Rib Rail	53 7/8"	15"	104	270.91
HGR-F3R-DI-6-YL*	3 Rib Rail	65 7/8"	15"	116	308.96
HGR-F3R-DI-7-YL*	3 Rib Rail	77 7/8"	15"	128	341.92
HGR-F3R-DI-8-YL*	3 Rib Rail	89 7/8"	15"	148	354.87
HGR-F3R-DI-9-YL*	3 Rib Rail	101 7/8"	15"	160	370.85
HGR-F3R-DI-10-YL*	3 Rib Rail	113 7/8"	15"	172	403.97
HGR-F3R-DI-TP18-YL	Rigid Post (1 guard rail level)	-	18"	38	145.85
HGR-F3R-DI-TP42-YL	Rigid Post (2 guard rail level)	-	42"	65	199.95
HGR-F3R-DI-TP60-YL*	Rigid Post (3 guard rail level)	-	60"	95	286.89
HGR-F3R-DI-TP72-YL*	Rigid Post (4 guard rail level)	-	72"	135	325.97
HAS-344	Concrete Anchor Bolts (1 anchor) 3/4" x 4 1/4"	-	-	1	9.99
HAS-344-4PK	Concrete Anchor Bolts (4 pack) 3/4" x 4 1/4"	-	-	2	19.99

*Check Availability

Structural Galvanized Guard Rail

(bolt-on and drop-in style)

FOB Shipping Point.



HGR-F3R-BO-6-HDG

BOLT-ON STRUCTURAL GALVANIZED GUARD RAIL					
Product No.	Description	Rail Length	Height	Wt. (lb.)	Price Ea.
HGR-F3R-BO-1-HDG	3 Rib Rail	12"	15"	12	\$98.88
HGR-F3R-BO-2-HDG	3 Rib Rail	24"	15"	24	123.87
HGR-F3R-BO-3-HDG	3 Rib Rail	29 7/8"	15"	39	166.95
HGR-F3R-BO-4-HDG	3 Rib Rail	41 7/8"	15"	48	221.95
HGR-F3R-BO-5-HDG	3 Rib Rail	53 7/8"	15"	94	235.91
HGR-F3R-BO-6-HDG	3 Rib Rail	65 7/8"	15"	106	285.96
HGR-F3R-BO-7-HDG	3 Rib Rail	77 7/8"	15"	118	304.92
HGR-F3R-BO-8-HDG	3 Rib Rail	89 7/8"	15"	138	346.87
HGR-F3R-BO-9-HDG	3 Rib Rail	101 7/8"	15"	150	353.85
HGR-F3R-BO-10-HDG	3 Rib Rail	113 7/8"	15"	162	410.97
HGR-F3R-BO-TP18-HDG	Rigid Post (1 guard rail level)	-	18"	35	162.85
HGR-F3R-BO-TP42-HDG	Rigid Post (2 guard rail level)	-	42"	59	212.95
DROP-IN STRUCTURAL GALVANIZED GUARD RAIL (rail includes bracket with hardware)					
Product No.	Description	Rail Length	Height	Wt. (lb.)	Price Ea.
HGR-F3R-DI-1-HDG	3 Rib Rail	12"	15"	17	\$171.88
HGR-F3R-DI-2-HDG	3 Rib Rail	24"	15"	29	186.87
HGR-F3R-DI-3-HDG	3 Rib Rail	29 7/8"	15"	49	226.95
HGR-F3R-DI-4-HDG	3 Rib Rail	41 7/8"	15"	58	263.95
HGR-F3R-DI-5-HDG	3 Rib Rail	53 7/8"	15"	104	283.91
HGR-F3R-DI-6-HDG	3 Rib Rail	65 7/8"	15"	116	329.96
HGR-F3R-DI-7-HDG	3 Rib Rail	77 7/8"	15"	128	365.92
HGR-F3R-DI-8-HDG	3 Rib Rail	89 7/8"	15"	148	395.87
HGR-F3R-DI-9-HDG	3 Rib Rail	101 7/8"	15"	160	413.85
HGR-F3R-DI-10-HDG	3 Rib Rail	113 7/8"	15"	172	448.97
HGR-F3R-DI-TP18-HDG	Rigid Post (1 guard rail level)	-	18"	38	162.85
HGR-F3R-DI-TP42-HDG	Rigid Post (2 guard rail level)	-	42"	65	212.95
HAS-344	Concrete Anchor Bolts (1 anchor) 3/4" x 4 1/4"	-	-	1	9.99
HAS-344-4PK	Concrete Anchor Bolts (4 pack) 3/4" x 4 1/4"	-	-	2	19.99

Structural Channel Guard Rail

Constructed of structural C-channel 11.5 lbs. per foot for maximum strength and protection. Railing can be removed in a matter of seconds. Features 10" x 10" base plate with four (4) pre-drilled mounting holes. Posts include mounting holes on three sides for use as corner or center posts. Drop-in style bracket, and their hardware, come with each structural rail purchased. Baked-in powder-coated toughness. FOB Shipping Point.



C-CHANNEL RAILS



HGR-STC8-DI-8-YL & HGR-STC8-DI-TP18-YL

DROP-IN STRUCTURAL GUARD RAIL (rail includes bracket with hardware)					
Product No.	Description	Rail Length	Height	Wt. (lb.)	Price Ea.
HGR-STC8-DI-4-YL	C-Channel Rail	48"	8"	56	\$125.87
HGR-STC8-DI-6-YL	C-Channel Rail	72"	8"	71	171.92
HGR-STC8-DI-8-YL	C-Channel Rail	96"	8"	95	226.95
HGR-STC8-DI-10-YL	C-Channel Rail	120"	8"	118	283.99
HGR-STC8-DI-12-YL	C-Channel Rail	144"	8"	195	313.85
HGR-STC8-DI-TP18-YL	Rigid Post (1 guard rail level)	-	18"	27	164.85
HGR-STC8-DI-TP42-YL	Rigid Post (2 guard rail level)	-	42"	52	223.95
HGR-STC8-DI-TP60-YL	Rigid Post (3 guard rail level)	-	60"	95	324.89
HGR-STC8-DI-TP72-YL	Rigid Post (4 guard rail level)	-	72"	116	370.97
HGR-STC8-DI-BKT-YL	Additional Mounting Bracket	-	-	7	50.95
HGR-STC8-DI-BKTC5-YL	Add'l Center Bracket 10-12 Ft. Rail	-	-	5	44.85
HAS-344	Concrete Anchor Bolts (1 anchor) 3/4" x 4 1/4"	-	-	1	9.99
HAS-344-4PK	Concrete Anchor Bolts (4 pack) 3/4" x 4 1/4"	-	-	2	19.99

GUARD RAIL SYSTEMS



Galvanized Guard Rail

(bolt-on and drop-in style)



HAS-344-4PK



HGR-F2R-CAP



GALVANIZED BOLT-ON STYLE



HGR-F2R-DI-6-HDG DROP-IN STYLE

Protect personnel and equipment both visually and physically with our Guard Rail Systems. These economical systems can be utilized indoors or outdoors. Many applications need just one rail but for higher protection use the two, or three high rail systems. Rails bolt to the face of posts for maximum strength. Plastic end caps finish off ends. Curved guard rail available. FOB Shipping Point.

BOLT-ON GALVANIZED GUARD RAIL					
Product No.	Description	Rail Length	Height	Wt. (lb.)	Price Ea.
HGR-F2R-BO-3-HDG	2 Rib Rail	36"	12"	20	\$109.97
HGR-F2R-BO-4-HDG	2 Rib Rail	48"	12"	30	133.93
HGR-F2R-BO-5-HDG	2 Rib Rail	60"	12"	41	164.85
HGR-F2R-BO-6-HDG	2 Rib Rail	72"	12"	47	183.91
HGR-F2R-BO-7-HDG	2 Rib Rail	84"	12"	78	220.88
HGR-F2R-BO-8-HDG	2 Rib Rail	96"	12"	87	240.96
HGR-F2R-BO-9-HDG	2 Rib Rail	108"	12"	94	265.95
HGR-F2R-BO-10-HDG	2 Rib Rail	120"	12"	112	291.87
HGR-F2R-BO-11-HDG	2 Rib Rail	132"	12"	104	326.97
HGR-F2R-BO-12-HDG	2 Rib Rail	144"	12"	120	350.89
HGR-F2R-BO-TP18-YL	18"H Rigid Post (1 guard rail level)			38	137.85
HGR-F2R-BO-TP42-YL	42"H Rigid Post (2 guard rail level)			65	187.95
HGR-F2R-BO-TP60-YL	60"H Rigid Post (3 guard rail level)			95	273.89
HGR-F2R-BO-TP72-YL	72"H Rigid Post (3 guard rail level)			135	310.97
HGR-F2R-TP-ADJBKT	Adjustable Mounting Bracket (adds 1 1/8" to projection)			7	74.85
HGR-F2R-CAP	Plastic End Cap Yellow 7"W x 13 1/2"H x 4"			5	45.95
HGR-F2R-CAP-BK	Plastic End Cap Black 7"W x 13 1/2"H x 4"			5	49.88
HGR-F2R-CAP-GY	Plastic End Cap Gray 7"W x 13 1/2"H x 4"			5	49.88
HAS-344	Anchor Bolts for Concrete (1 anchor) 3/4" x 4 1/4"			1	9.99
HAS-344-4PK	Anchor Bolts for Concrete (4 pack) 3/4" x 4 1/4"			4	19.99

DROP-IN GALVANIZED GUARD RAIL					
Product No.	Description	Rail Length	Height	Wt. (lb.)	Price Ea.
HGR-F2R-DI-3-HDG	2 Rib Rail	38 3/4"	12"	35	\$204.97
HGR-F2R-DI-4-HDG	2 Rib Rail	50 3/4"	12"	48	220.93
HGR-F2R-DI-5-HDG	2 Rib Rail	62 3/4"	12"	58	241.85
HGR-F2R-DI-6-HDG	2 Rib Rail	74 3/4"	12"	65	257.91
HGR-F2R-DI-7-HDG	2 Rib Rail	86 3/4"	12"	76	278.88
HGR-F2R-DI-8-HDG	2 Rib Rail	98 3/4"	12"	84	315.96
HGR-F2R-DI-9-HDG	2 Rib Rail	110 3/4"	12"	86	367.95
HGR-F2R-DI-10-HDG	2 Rib Rail	122 3/4"	12"	123	414.87
HGR-F2R-DI-11-HDG	2 Rib Rail	134 3/4"	12"	133	461.97
HGR-F2R-DI-12-HDG	2 Rib Rail	146 3/4"	12"	140	484.89
HGR-F2R-DI-TP18-YL	18"H Rigid Post (1 guard rail level)			38	164.85
HGR-F2R-DI-TP42-YL	42"H Rigid Post (2 guard rail level)			65	223.95
HGR-F2R-DI-TP60-YL	60"H Rigid Post (3 guard rail level)			95	324.89
HGR-F2R-DI-TP72-YL	72"H Rigid Post (3 guard rail level)			135	370.97
HGR-F2R-TP-ADJBKT	Adjustable Mounting Bracket (adds 1 1/8" to projection)			7	74.85
HGR-F2R-CAP	Plastic End Cap Yellow 7"W x 13 1/2"H x 4"			5	45.95
HGR-F2R-CAP-BK	Plastic End Cap Black 7"W x 13 1/2"H x 4"			5	49.88
HGR-F2R-CAP-GY	Plastic End Cap Gray 7"W x 13 1/2"H x 4"			5	49.88
HGR-F2R-BKT-DI	One Post Mounting Bracket (additional)			9	36.96
HGR-F2R-BKT-DI-BK	One Post Mounting Bracket - Black (additional)			9	50.96
HGR-F2R-BKT-CS-DI	One Center Support Bracket 10-12 Ft. Rail (add'l)			5	35.87
HAS-344	Anchor Bolts for Concrete (1 anchor) 3/4" x 4 1/4"			1	9.99
HAS-344-4PK	Anchor Bolts for Concrete (4 pack) 3/4" x 4 1/4"			4	19.99

Powder Coated Guard Rail

(bolt-on and drop-in style)

POWDER COATED DROP-IN STYLE



HGR-F2R-DI-4-YL & HGR-F2R-DI-TP18-YL

(Posts sold separately)

BOLT-ON YELLOW GUARD RAIL					
Product No.	Description	Rail Length	Height	Wt. (lb.)	Price Ea.
HGR-F2R-BO-4-YL	2 Rib Rail	48"	12"	30	154.93
HGR-F2R-BO-5-YL	2 Rib Rail	60"	12"	41	183.85
HGR-F2R-BO-6-YL	2 Rib Rail	72"	12"	47	201.91
HGR-F2R-BO-7-YL	2 Rib Rail	84"	12"	75	240.88
HGR-F2R-BO-8-YL	2 Rib Rail	96"	12"	84	257.96
HGR-F2R-BO-9-YL	2 Rib Rail	108"	12"	91	285.95
HGR-F2R-BO-10-YL	2 Rib Rail	120"	12"	97	312.87
HGR-F2R-BO-11-YL	2 Rib Rail	132"	12"	107	344.97
HGR-F2R-BO-12-YL	2 Rib Rail	144"	12"	117	370.89
HGR-F2R-BO-TP18-YL	18"H Rigid Post (1 guard rail level)			27	137.85
HGR-F2R-BO-TP42-YL	42"H Rigid Post (2 guard rail level)			57	187.95



HGR-F2R-TG



HGR-F2R-SP



HGR-F2R-BG

ADDITIONAL OPTIONS			
Product No.	Description	Wt. (lb.)	Price Ea.
HGR-F2R-TG	Flared End Guard	20	\$99.93
HGR-F2R-SP	Spring Post	19	104.88
HGR-F2R-BG	Buffer End Guard	24	111.97

Galvanized Curved Guard Rail



HGR-F2R-CRV-BO-12-HDG

DROP-IN YELLOW GUARD RAIL					
Product No.	Description	Rail Length	Height	Wt. (lb.)	Price Ea.
HGR-F2R-DI-4-YL	2 Rib Rail	50 3/4"	12"	48	240.93
HGR-F2R-DI-5-YL	2 Rib Rail	62 3/4"	12"	58	258.85
HGR-F2R-DI-6-YL	2 Rib Rail	74 3/4"	12"	65	275.91
HGR-F2R-DI-7-YL	2 Rib Rail	86 3/4"	12"	76	297.88
HGR-F2R-DI-8-YL	2 Rib Rail	98 3/4"	12"	84	334.96
HGR-F2R-DI-9-YL	2 Rib Rail	110 3/4"	12"	86	385.95
HGR-F2R-DI-10-YL	2 Rib Rail	122 3/4"	12"	123	432.87
HGR-F2R-DI-11-YL	2 Rib Rail	134 3/4"	12"	133	480.97
HGR-F2R-DI-12-YL	2 Rib Rail	146 3/4"	12"	137	502.89
HGR-F2R-DI-TP18-YL	18"H Rigid Post (1 guard rail level)			38	164.85
HGR-F2R-DI-TP42-YL	42"H Rigid Post (2 guard rail level)			65	223.95
HGR-F2R-TP-ADJBKT	Adjustable Mounting Bracket (adds 1 1/8" to projection)			7	74.85
HGR-F2R-CAP	Plastic End Cap Yellow 7"W x 13 1/2"H x 4"			5	45.95
HGR-F2R-CAP-BK	Plastic End Cap Black 7"W x 13 1/2"H x 4"			5	49.88
HGR-F2R-CAP-GY	Plastic End Cap Gray 7"W x 13 1/2"H x 4"			5	49.88
HGR-F2R-BKT-DI	One Post Mounting Bracket (additional)			9	36.96
HGR-F2R-BKT-DI-BK	One Post Mounting Bracket - Black (additional)			9	50.96
HGR-F2R-BKT-CS-DI	One Center Support Bracket 10-12 Ft. Rail (add'l)			5	35.87
HAS-344	Anchor Bolts for Concrete (1 anchor) 3/4" x 4 1/4"			1	9.99
HAS-344-4PK	Anchor Bolts for Concrete (4 pack) 3/4" x 4 1/4"			4	19.99

BOLT-ON GALVANIZED CURVED GUARD RAIL					
Product No.	Description	Rail Length	Height	Radius	Wt. (lb.) Price Ea.
HGR-F2R-CRV-BO-4-HDG	2 Rib Rail	48"	12"	30 1/2"	32 \$297.95
HGR-F2R-CRV-BO-6-HDG	2 Rib Rail	72"	12"	46"	55 370.87
HGR-F2R-CRV-BO-8-HDG	2 Rib Rail	96"	12"	61"	69 446.96
HGR-F2R-CRV-BO-10-HDG	2 Rib Rail	120"	12"	75 1/2"	85 493.87
HGR-F2R-CRV-BO-12-HDG	2 Rib Rail	144"	12"	91 1/2"	122 544.91
HGR-F2R-BO-TP18-YL	18"H Rigid Post (1 guard rail level)				38 137.85
HGR-F2R-BO-TP42-YL	42"H Rigid Post (2 guard rail level)				65 187.95
HGR-F2R-BO-TP60-YL	60"H Rigid Post (3 guard rail level)				95 273.89
HGR-F2R-BO-TP72-YL	72"H Rigid Post (3 guard rail level)				135 310.97
HGR-F2R-TP-ADJBKT	Adjustable Mounting Bracket (adds 1 1/8" to projection)				7 74.85
HGR-F2R-CAP	Plastic End Cap Yellow 7"W x 13 1/2"H x 4"				5 45.95
HGR-F2R-CAP-BK	Plastic End Cap Black 7"W x 13 1/2"H x 4"				5 49.88
HGR-F2R-CAP-GY	Plastic End Cap Gray 7"W x 13 1/2"H x 4"				5 49.88
HAS-344	Anchor Bolts for Concrete (1 anchor) 3/4" x 4 1/4"				1 9.99
HAS-344-4PK	Anchor Bolts for Concrete (4 pack) 3/4" x 4 1/4"				4 19.99

MACHINERY GUARDS

Steel Pipe Safety Bollards

Use indoors or outdoors to protect work areas, racking and personnel. Plastic top caps are removable on the 4½", and 5½" diameter units so bollard may be filled with concrete. Steel caps are welded on the 6½" and 8½" diameter units. Base plate includes four (4) pre-drilled mounting holes. Baked-in powder-coated toughness. Additional sizes available. FOB Shipping Point.



STEEL PIPE SAFETY BOLLARDS					
Product No.	Height	Outside Diameter	Base Plate W x L	Wt. (lbs.)	Price Ea.
HBOL-24-4.5	24"	4½"	8 x 8"	17	\$79.99
HBOL-36-4.5	36"	4½"	8 x 8"	22	92.85
HBOL-42-4.5*	42"	4½"	8 x 8"	26	108.85
HBOL-24-5.5	24"	5½"	8 x 8"	20	86.95
HBOL-36-5.5	36"	5½"	8 x 8"	26	113.85
HBOL-42-5.5	42"	5½"	8 x 8"	30	120.85
HBOL-36-6.5	36"	6½"	8 x 8"	30	143.92
HBOL-42-6.5	42"	6½"	8 x 8"	49	201.85
HBOL-36-8.5	36"	8½"	10 x 10"	70	209.97
HBOL-42-8.5	42"	8½"	10 x 10"	72	216.91

HAS-344 Anchor bolts for concrete (1) ¾" x 4¼", Wt. 1 (lbs.) Price Ea. \$9.99

HAS-344-4PK Anchor bolts for concrete (4) ¾" x 4¼", Wt. 2 (lbs.) Price Ea. \$19.99

*Check availability.

Plastic Bollard Covers

Durable poly sleeves will minimize maintenance and improve appearance. Covers are ⅝" thick. Units slide over existing bollards. No hardware needed. FOB Shipping Point.

HBPC-7



PLASTIC BOLLARD COVERS						
Product No.	Bollard Height	Overall Cover Height	Overall Diameter	Double Red Reflectors	Wt. (lbs.)	Price Ea.
HBPC-4	52"	54½"	5"	No	6	\$69.99
HBPC-7	52"	55"	7½"	No	8	79.85
HBPC-4L	52"	54½"	5"	Yes	6	62.99
HBPC-7L	52"	55"	7½"	Yes	8	81.92



HBPC-7L

Energy Absorbing Mat for Bollards

Help extend the life of a bollard and reduce the damage to the hardware while still providing the full protection of a bollard. The Energy Absorbing Mat mounts between the floor and the bollard mounting plate. The rubber mat helps absorb the energy when a bollard is impacted providing a slight cushion effect. Measures 8½L x 8½W x ¾H. FOB Shipping Point.




HBOL-EAM-8X8, Energy Absorbing Mat for Bollards, Wt. 2 (lbs.) Price Ea \$19.91

Low Profile Rack Guards



HLPRO-48-9-4



May be used either indoors or outdoors to protect valuable pallet racking, machinery, and personnel. Two base plates with four (4) pre-drilled mounting holes in each plate. Welded steel construction. Additional sizes available. FOB Shipping Point.



HLPRO-SS-36-9-4

LOW PROFILE RACK GUARDS						
Product No.	Finish	Overall Height	Overall Length	Outside Diameter	Wt. (lbs.)	Price Ea.
HLPRO-36-9-4	Yellow Powder Coat	8½"	36"	4½"	35	\$134.91
HLPRO-48-9-4	Yellow Powder Coat	8½"	48"	4½"	39	149.95
HLPRO-36-16-4	Yellow Powder Coat	16½"	36"	4½"	42	151.99
HLPRO-48-16-4	Yellow Powder Coat	16½"	48"	4½"	46	170.92
HLPRO-SS-36-9-4	Stainless Steel	8½"	36"	4½"	40	567.88
HLPRO-SS-48-9-4	Stainless Steel	8½"	48"	4½"	65	630.92
HLPRO-SS-36-16-4	Stainless Steel	8½"	36"	4½"	41	591.99
HLPRO-SS-48-16-4	Stainless Steel	8½"	48"	4½"	90	731.93

HAS-344 Anchor bolts for concrete (1) ¾" x 4¼" (4½" units), Wt. 1 (lbs.) Price Ea. \$9.99

HAS-344-4PK Anchor bolts for concrete (4) ¾" x 4¼" (4½" units), Wt. 2 (lbs.) Price Ea. \$19.99

*Check availability.

High Profile Machine Guards



HHPRO-48-24-4



HHPRO-SS-48-42-4

Heavy-duty welded steel construction for protecting racks, building walls, expensive equipment, and hundreds of other applications. All 42" high units include a 21" mid-rail to comply with OSHA requirements. Two (2) base plates with (4) pre-drilled mounting holes in each plate. Additional sizes available. FOB Shipping Point.

HIGH PROFILE MACHINE GUARDS						
Product No.	Finish	Overall Height	Overall Length	Outside Diameter	Wt. (lbs.)	Price Ea.
HHPRO-36-24-4	Yellow Powder Coat	24½"	36"	4½"	46	\$220.88
HHPRO-48-24-4	Yellow Powder Coat	24½"	48"	4½"	50	249.88
HHPRO-36-36-4	Yellow Powder Coat	36½"	36"	4½"	56	268.93
HHPRO-48-36-4	Yellow Powder Coat	36½"	48"	4½"	63	287.87
HHPRO-36-42-4*	Yellow Powder Coat	42½"	36"	4½"	67	278.85
HHPRO-48-42-4	Yellow Powder Coat	42½"	48"	4½"	80	305.92
HHPRO-SS-36-36-4*	304 Stainless Steel	36½"	36"	4½"	94	768.95
HHPRO-SS-48-36-4	304 Stainless Steel	36½"	48"	4½"	102	949.96
HHPRO-SS-36-42-4	304 Stainless Steel	42½"	36"	4½"	100	859.85
HHPRO-SS-48-42-4	304 Stainless Steel	42½"	48"	4½"	107	1,158.85

HAS-344 Anchor bolts for concrete (1) ¾" x 4¼" (4½" units), Wt. 1 (lbs.) Price Ea. \$9.99

HAS-344-4PK Anchor bolts for concrete (4) ¾" x 4¼" (4½" units), Wt. 2 (lbs.) Price Ea. \$19.99

*Check availability.

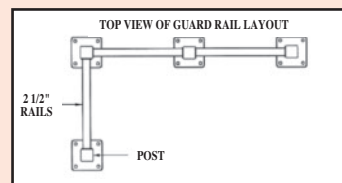
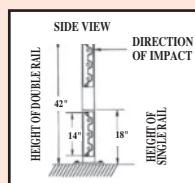

PROTECT & STORE

JescoGARD™

- Acts as both a visual and physical barrier.
- Protects people and property.

Provides secure protection for personnel, docks, conveyors and other equipment. Posts are from 4" x 4" x 1/4" tube. Base plate is 10" x 10" x 3/8" with 4 - 1" holes. All hardware and anchors included. Painted safety yellow. Add the optional Hinge Gate to the 42" high Double Rail System. It features self-closing hinges so the gate can be pushed open and will automatically close when released, and the stop bar with sound buffer will rest against the square post. FOB Shipping Point.

STANDARD RAILS			
Product No.	Rail Length	Wt. (lbs.)	Price Ea.
H131003	10' on center	99	\$406.00
H131013	8' on center	80	343.00
H131023	6' on center	62	270.00
H131043	4' on center	42	206.00
LIFT OUT RAILS			
H131006	10' on center	108	472.00
H131016	8' on center	96	404.00
H131026	6' on center	77	336.00
H131046	4' on center	58	277.00
SINGLE RAIL POSTS			
Product No.	Post Height	Wt. (lbs.)	Price Ea.
H131103	18"	39	227.00
DOUBLE RAIL POSTS			
H131123	42"	64	293.00
HINGE GATE			
H131130	44"W	160	813.00




JescoGard™ Machinery & Rack Guards

- The ideal solution to protect expensive machinery and racking.
- All joints are continuously welded for maximum strength.

Constructed of 5" x 5" x 3/16" (7 ga.) tube with 10" x 10" x 3/8" base plates. Painted Safety Yellow. Anchors not included. FOB Shipping Point.

MACHINERY & RACK GUARDS			
Product No.	Rail Size	Wt. (lbs.)	Price Ea.
H131751	36 x 10"	78	\$503.00
H131753	48 x 10"	90	548.00
H131761	36 x 24"	105	609.00
H131763	48 x 24"	116	654.00
H131771	36 x 42"	140	743.00
H131773	48 x 42"	151	788.00

Steel surcharge may apply.



JescoGard™ Extra Heavy Duty Welded Rail System

- Designed to meet the most severe guarding needs.
- All joints are continuously welded for maximum strength.

Constructed of 4" square, 3/16" (7 ga.) tubing with 3/8" x 10" x 10" base plates. Painted Safety Yellow. FOB Shipping Point. Anchors not included.

EXTRA HEAVY DUTY WELDED RAIL SYSTEM				
Product No.	Description	Rail Size	Wt. (lbs.)	Price Ea.
H131601	Single straight rail	4' x 15"	86	\$395.00
H131603	Single straight rail	6' x 15"	129	450.00
H131605	Single straight rail	8' x 15"	172	505.00
H131611	Double straight rail	4' x 24"	139	629.00
H131613	Double straight rail	6' x 24"	209	738.00
H131615	Double straight rail	8' x 24"	278	848.00
H131621	Triple straight rail	4' x 44"	192	862.00
H131623	Triple straight rail	6' x 44"	288	1,026.00
H131625	Triple straight rail	8' x 44"	384	1,191.00
H131631	Single corner	42 x 42 x 15"	135	689.00
H131633	Double corner	42 x 42 x 24"	220	985.00
H131635	Triple corner	42 x 42 x 44"	305	1,350.00



PROTECTIVE SAFETY GUARDS




Warehouse Safety Guard Rail System

- Provides superior protection against fork truck accidents.
- Impact tested with 10,000 lb. load at 4 mph.
- All assembly bolts and floor anchors are included.
- Posts are 4 way mounting.
- Available in two rail or single rail configuration.
- Heavy duty steel and high visibility powder coat construction.
- Lift out rails with the option bolt on sleeve (LOA).

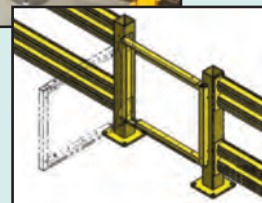
FOB Shipping Point.



WAREHOUSE GUARD RAILS - INDIVIDUAL			
Product No.	Description	Wt. (lbs.)	Price Ea.
HHGR-2	2'L Guard Rail	16	\$84.00
HHGR-3	3'L Guard Rail	24	113.00
HHGR-4	4'L Guard Rail	33	136.00
HHGR-5	5'L Guard Rail	43	162.00
HHGR-6	6'L Guard Rail	53	170.00
HHGR-7	7'L Guard Rail	62	203.00
HHGR-8	8'L Guard Rail	70	208.00
HHGR-9	9'L Guard Rail	76	228.00
HHGR-10	10'L Guard Rail	84	246.00



96" Dock Gate



Adjustable Pedestrian Swing Gate

Areas to Protect:

- Shipping and Receiving areas
- Mezzanines
- Machinery
- Pedestrian walkways
- In plant offices

WAREHOUSE GUARD RAIL COLUMNS & ACCESSORIES			
Product No.	Description	Wt. (lbs.)	Price Ea.
HCS-1	18"H Single Rail Column	37	\$130.00
HCS-2	42"H Double Rail Column	58	203.00
HLOA	Lift-Out Adapters (Pair)	10	66.00

Note: All assembly bolts and floor anchors are included.

GUARD RAIL & DOCK GATES			
Product No.	Description	Wt. (lbs.)	Price Ea.
HGR-RHG	Rail Hinge Gate	56*	\$700.00
HSG-3654A	Adjustable Pedestrian Swing Gate	40*	495.00
HDG-96	96" Dock Gate	85*	948.00

*Rail and/or columns sold separately.

Floor Mounted Barrier System

- Provides protection against warehouse traffic accidents.
- 12" of floor level protection.
- Various lengths 2' - 10' long.
- All assembly bolts and floor anchors are included.
- Heavy duty steel and high visibility powder coat construction.

FOB Shipping Point.



10 Gauge Formed Steel



Support Gussets
(on 4' and longer)

FLOOR MOUNTED BARRIER SYSTEM				
Product No.	Description	Size H x L	Wt. (lbs.)	Price Ea.
HCG-2	2'L. Floor Mounted Barrier	12 x 24"	19	\$65.00
HCG-3	3'L. Floor Mounted Barrier	12 x 36"	27	108.00
HCG-4	4'L. Floor Mounted Barrier	12 x 48"	36	146.00
HCG-5	5'L. Floor Mounted Barrier	12 x 60"	46	186.00
HCG-6	6'L. Floor Mounted Barrier	12 x 72"	55	226.00
HCG-8	8'L. Floor Mounted Barrier	12 x 96"	71	284.00
HCG-10	10'L. Floor Mounted Barrier	12 x 120"	88	353.00

Areas For Use:

- Pallet back stops around walls (floor level guard)
- Pedestrian walkways
- Conveyor lines
- Machinery
- In plant offices

Steel surcharge
may apply.

PROTECTIVE SAFETY GUARDS




Warehouse Rack Upright Guards

- Protect warehouse rack upright legs from damage.
- Various sizes to fit all footplate types.
- Various heights of protection.
- High visibility powder coat construction.

FOB Shipping Point.

STORAGE RACK UPRIGHT POST PROTECTORS			
Product No.	Description	Wt. (lbs.)	Price Ea.
HP12	12"H Post Protector, 4 1/2" Opening	12	\$39.00
HP18	18"H Post Protector, 4 1/2" Opening	18	\$4.00
HP24	24"H Post Protector, 4 1/2" Opening	24	\$67.00
HP12-6	12"H Post Protector, 6 1/2" Opening	13	\$45.00
HP18-6	18"H Post Protector, 6 1/2" Opening	17	\$62.00
HP24-6	24"H Post Protector, 6 1/2" Opening	24	\$80.00
HP12-8	12"H Post Protector, 8 1/2" Opening	15	\$53.00
HP18-8	18"H Post Protector, 8 1/2" Opening	22	\$72.00
HP24-8	24"H Post Protector, 8 1/2" Opening	28	\$92.00
HP12-3R	12" Universal Post Protector, 3 1/4" Opening	10	\$34.00
HPEP-9	9" Tall Plastic Protector - 3" Uprights	2	\$17.00

HWA1-2X3.25 1/2" x 3 3/4" Wedge Anchors. Wt. 1 (lbs.) Price \$1.50



Space Saving Guards
Save Aisle Space

End of Aisle Rack Guards

- Protect warehouse rack upright legs from damage.
- Various sizes to fit different rack depths 42" or 48".
- 12" tall guard protects most vulnerable rack leg.
- Heavy duty steel and high visibility powder coat construction.
- Available in heavy duty, medium duty, or space saving.

FOB Shipping Point.

RACK END PROTECTORS			
Product No.	Description	Wt. (lbs.)	Price Ea.
HRP-42LH-HD	42" Left Hand - 3/8" thick	65	\$200.00
HRP-42RH-HD	42" Right Hand - 3/8" thick	65	\$200.00
HRP-42-HD	42" Double - 3/8" thick	87	\$289.00
HRP-48LH-HD	48" Left Hand - 3/8" thick	75	\$223.00
HRP-48RH-HD	48" Right Hand - 3/8" thick	75	\$223.00
HRP-48-HD	48" Double - 3/8" thick	98	\$303.00
HRP-42LH-MD	42" Left Hand 1/4" Thick	43	\$160.00
HRP-42RH-MD	42" Right Hand 1/4" Thick	43	\$160.00
HRP-42-MD	42" Wide Double Guard 1/4"	43	\$217.00
HRP-48LH-MD	48" Left Hand 1/4" Thick	42	\$180.00
HRP-48RH-MD	48" Right Hand 1/4" Thick	42	\$180.00
HRP-48-MD	48" Wide Double Guard 1/4"	48	\$239.00
SPACE SAVING GUARDS			
HIRP-42LH-HD	Space Saving 42" Left Hand	61	\$217.00
HIRP-42RH-HD	Space Saving 42" Right Hand	61	\$217.00
HIRP-42-HD	Space Saving 42" Double	87	\$295.00
HIRP-48LH-HD	Space Saving 48" Left Hand	66	\$236.00
HIRP-48RH-HD	Space Saving 48" Right Hand	66	\$236.00
HIRP-48-HD	Space Saving 48" Double	92	\$323.00

Wedge anchors sold separately.

Steel surcharge may apply.




Safety Bollards & Corner Column Protectors

- Steel construction - Surface mount.
- Protect doorways, entrances, overhead door roll tracks, and sensitive light curtain posts.
- High visibility yellow.

FOB Shipping Point.

SAFETY BOLLARDS & CORNER COLUMN PROTECTORS			
Product No.	Description	Wt. (lbs.)	Price Ea.
HBO-4-42-MD	4" Diameter 42" Tall Bollard	38	\$134.00
HBO-6-42-MD	6" Diameter 42" Tall Bollard	48	\$169.00
HCCP12	12"H Corner Column Guard	10	\$45.00
HCCP18	18"H Corner Column Guard	14	\$59.00
HCCP24	24"H Corner Column Guard	17	\$74.00
HCCP42	42"H Corner Column Guard	28	\$134.00



PROTECTION EQUIPMENT



SAFEGUARD YOUR WAREHOUSE INVESTMENT & PROTECT YOUR PERSONNEL

Safety first! should be a golden rule inside any warehouse. Whether your facility is big or small, adding safety equipment to your operations may help avoid costly downtime, prevent accidents and collision damage to your equipment, increase efficiency and add productivity to your operations. Red Steel safety & rack protection equipment is the optimal solution to protect your investment and personnel. FOB Shipping Point.



Forklift Guiderails



Post Protectors



End-of-Aisle Protectors



Bullnose Protectors



Pallet Stops

**HUGE INVENTORY
IN STOCK &
READY TO SHIP!**



- ✓ **Improve overall warehouse safety.**
- ✓ **Protect your racking.**
- ✓ **Safeguard your facility.**
- ✓ **Avoid costly accidents.**
- ✓ **Increase efficiency of your operations.**
- ✓ **Protect your personnel.**

Product No.	Description	Weight (lbs.)
FGR-L-RS	Forklift guiderail entry curve (left)	20
FGR-R-RS	Forklift guiderail entry curve (right)	20
FGR-9.5-RS	Forklift guiderail 9.5 ft.	80
FGR-20-RS	Forklift guiderail 20 ft.	169
RP42LH-RS	End-of-aisle rack protector (left)	42
RP42RH-RS	End-of-aisle rack protector (right)	42
PP18-RS	Post protector (stand alone)	13
PP12-JRV	Bolt-on post protector (orange)	4
GPP18-RS	Bolt-on post protector (galvanized)	6
GBLPP-RS	Bullnose post protector (galvanized)	5
BLPP-RS	Bullnose post protector (safety yellow)	5
BOLRD3945-RS	Steel Bollard - 4½" (diameter)	31
BOLRD3960-RS	Steel Bollard - 6" (diameter)	57
BS-RS	Teardrop Pallet Stop Beam	19
MCB36	Pallet Support bar 36" Deep	3
MCB42	Pallet Support bar 42" Deep	4
MCB48	Pallet Support bar 48" Deep	5

SECURITY EQUIPMENT


Steel Folding Security Gates

- Security gates prevent intrusion by unauthorized personnel.
- Makes it difficult to remove bulky goods from building.
- Made in USA.

Sturdy and dependable security gates are built to LAST! Suggests to potential intruders that system includes other protective devices. Eliminates the cost of guard duty at open doors during working hours. Made of durable $\frac{3}{8}$ " cold rolled steel channel and riveted back to back with solid steel rivets for maximum strength. Gates over 4' wide roll easily on ball bearing caster on leading edge of gate. Features include security locking bar on single gates and padlock attachment on double gates. Installs easily with all brackets furnished. Black enamel finish. Special sizes are available -- Please call for pricing. FOB Shipping Point.

SINGLE FOLDING GATE						
Product No.	In Use Width	Collapsed Height	In Use Height	Collapsed Width	Wt. (lbs.)	Price Ea.
HSG201*	4½ - 5½'	5½'	5'	11"	40	\$355.38
HSG202*	4½ - 5½'	6'	5½'	10"	45	386.15
HSG203*	4½ - 5½'	6½'	6'	9"	47	415.38
HSG204*	4½ - 5½'	7'	6½'	9"	50	447.69
HSG205*	4½ - 5½'	7½'	7'	9"	50	478.46
HSG206	4½ - 5½'	8'	7½'	11"	69	510.77
HSG207*	5½ - 6½'	5½'	5'	12"	50	415.38
HSG208*	5½ - 6½'	6'	5½'	12"	55	455.38
HSG209*	5½ - 6½'	6½'	6'	12"	57	492.31
HSG210*	5½ - 6½'	7'	6½'	10"	62	527.69
HSG211*	5½ - 6½'	7½'	7'	10"	62	566.15
HSG212	5½ - 6½'	8'	7½'	12"	77	603.08
HSG213*	6½ - 7½'	5½'	5'	12"	70	476.92
HSG214*	6½ - 7½'	6'	5½'	12"	75	523.08
HSG215*	6½ - 7½'	6½'	6'	12"	62	566.15
HSG216	6½ - 7½'	7'	6½'	12"	63	606.15
HSG217	6½ - 7½'	7½'	7'	12"	70	652.31
HSG218	6½ - 7½'	8'	7½'	14"	83	695.38

*UPS-able. All single Gates will lock on the left side unless requested otherwise.



DOUBLE FOLDING GATES						
Product No.	Width	Collapsed Height	In Use Height	Collapsed Width	Wt. (lbs.)	Price Ea.
HDG251*	6-8'	6½'	6'	8"	70	\$575.38
HDG252*	6-8'	7'	6½'	7"	78	616.92
HDG253*	6-8'	7½'	7'	7"	82	660.00
HDG254	6-8'	8'	7½'	9"	104	706.15
HDG255	6-8'	8½'	8"	9"	108	749.23
HDG256*	8-10'	6½'	6'	9"	86	716.92
HDG257*	8-10'	7'	6½'	9"	85	772.31
HDG258*	8-10'	7½'	7'	8"	95	826.15
HDG259	8-10'	8'	7½'	9"	119	880.00
HDG260	8-10'	8½'	8"	9"	132	932.31
HDG261*	10-12'	6½'	6'	9"	89	863.08
HDG262*	10-12'	7'	6½'	9"	103	952.31
HDG263*	10-12'	7½'	7'	9"	100	989.23
HDG264	10-12'	8'	7½'	11"	133	1,056.92
HDG265	10-12'	8½'	8"	10"	127	1,121.54
HDG266*	12-14'	6½'	6'	11"	123	1,001.54
HDG267*	12-14'	7'	6½'	10"	114	1,076.92
HDG268	12-14'	7½'	7'	10"	118	1,155.38
HDG269	12-14'	8'	7½'	12"	143	1,229.23
HDG270	12-14'	8½'	8"	12"	162	1,306.15
HDG271	14-16'	6½'	6'	12"	133	1,143.08
HDG272	14-16'	7'	6½'	11"	138	1,229.23
HDG273	14-16'	7½'	7'	11"	142	1,318.46
HDG274	14-16'	8'	7½'	13"	152	1,403.08
HDG275	14-16'	8½'	8"	13"	180	1,495.38

*UPS-able.



Door Gate

- For entry doors.
- Pivots out of the way when not in use.
- Made in USA.

Fits all sizes -- widths from 24" to 48"W. and heights from 61" to 83". Easily mounts in the recess of the door frame or the outside wall adjacent to the door frame. Can be mounted to lock on left or right. FOB Shipping Point.

Product No.	Width	Collapsed Height	In Use Height**	Wt. (lbs.)	Price Ea.
HD61*	24-48"	61"	-1"/Ft.	32	\$203.08
HD63*	24-48"	63"	-1"/Ft.	35	206.15
HD66*	24-48"	66"	-1"/Ft.	38	207.69
HD68*	24-48"	68"	-1"/Ft.	39	209.23
HD71*	24-48"	71"	-1"/Ft.	40	209.23
HD73*	24-48"	73½"	-1"/Ft.	42	218.46
HD76*	24-48"	76"	-1"/Ft.	44	223.08
HD79*	24-48"	79"	-1"/Ft.	46	224.62
HD81*	24-48"	81"	-1"/Ft.	48	226.15
HD83*	24-48"	83"	-1"/Ft.	50	233.85

*Ships UPS

**Doors gates will drop 1" per foot upon expansion.

Portable Gates

- Ideal for hallways, cafeterias and construction areas.

Movable security gates lock to walls with simple padlock hasp arrangement included. 6½' high when folded, fits through standard door openings. Stores out of sight when not in use. FOB Shipping Point.



PORTABLE GATES						
Product No.	In Use Width	Collapsed Height	In Use Height	Collapsed Width	Wt. (lbs.)	Price Ea.
HGP665*	5 - 6'	6½'	6'	10"	80	\$904.62
HGP1265*	10 - 12'	6½'	6'	20"	150	1,566.15

*UPS-able

Steel surcharge may apply.


WIRE PARTITIONS

High Security WIRE PARTITION SYSTEM

- Designed for security, storage and enclosures
- Ideal for quality control, tool rooms, shipping offices, etc.
- Made of extra heavy duty all welded steel construction
- Easy and quick to assemble



Where maximum security is required, here's the system to do the job. Rugged 2x1x10 ga. woven rectangular mesh keeps unauthorized personnel out. Tough steel angle frame is 1 1/4" x 1 1/4". Panel design is modular with posts between each panel -- reduces installation time. Provide a sketch and we'll do the rest. For complete assembly, hardware and floor anchors are included. Standard 3" sweep height. Wire partition comes pre-engineered for easy installation -- no special tools required. When relocation is required disassembly and assembly is made easy. Allows for full visibility without air, light or heat restrictions. Posts come pre-drilled and ready to install. Padlock lug is standard. (Cylinder lock optional.) Painted Dark Gray. FOB Shipping Point.

Steel surcharge
may apply.




Full Height Slide Doors

Slide doors are mounted outside of enclosure and close right. Track set comes complete with guides and stops.



Hinge Doors

Standard doors are hinged left - swing out, but can be reversed to hinged right - swing in. Standard height is 7'. Transoms are used with 8' or 10' doors.



Dutch Doors

All doors are 7'H and 3'W, hinge left swing out. 8' and 10' doors with transom. Service shelf is 8"W. Shipped K.D.


SINGLE SLIDE DOORS - NO TRANSOM - FULL HEIGHT 8' HIGH			
Product No.	Width	Wt. (lbs.)	Price Ea.**
H391101	3'	80	\$650.00
H391151	4'	99	698.00
H391161	5'	113	781.00
H391171	6'	135	844.00
H391201	8'	172	985.00
H391251	10'	201	1,104.00
10' HIGH			
H391271	3'	97	783.00
H391281	4'	121	852.00
H391301	5'	138	948.00
H391351	6'	164	1,028.00
H391391	8'	204	1,204.00
H391401	10'	247	1,355.00

HINGE DOORS 1' TRANSOM			
Product No.	Width	Wt. (lbs.)	Price Ea.**
H391611	3'	80	\$461.00
H391641	4'	94	519.00
3' TRANSOM			
H391631	3'	90	502.00
H391661	4'	107	568.00

DUTCH DOORS 1' TRANSOM			
Product No.	Width	Wt. (lbs.)	Price Ea.**
H391711	3'	87	\$674.00
3' TRANSOM			
H391731	3'	96	715.00

Service Window Panels

Slide up windows are factory installed. Opening is 24"W x 20"H. Can be secured open or closed. Shelf is shipped K.D.
H390602 4 x 8' Panel, Wt. 95 (lbs.) Price Ea. \$730.00
H390603 4 x 10' Panel, Wt. 105 (lbs.) Price Ea. \$754.00

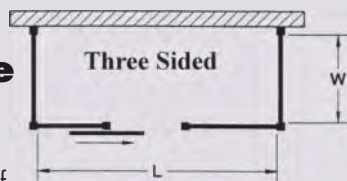


**Crating charges will be added - please consult dealer.

How To Layout The Enclosure

Three Sided

- 1) Make a hand sketch of the area showing L x W x H of the enclosure.
- 2) Locate doors and or service windows.
- 3) Ceiling
- 4) Padlock lugs standard or optional cylinder locks.
- 5) Paint Finish? Standard is Dark Gray



Product No.	Size W x L 5' HIGH	Wt. (lbs.)	Price Ea.**
H390001	10 x 5'	75	\$353.00
H390011	9 x 5'	70	324.00
H390021	8 x 5'	65	296.00
H390031	7 x 5'	55	267.00
H390041	6 x 5'	50	231.00
H390051	5 x 5'	40	203.00
H390061	4 x 5'	35	166.00
H390071	3 x 5'	25	138.00
H390081	2 x 5'	20	115.00
H390091	1 x 5'	18	87.00
4' HIGH			
H390101	10 x 4'	65	301.00
H390111	9 x 4'	60	276.00
H390121	8 x 4'	55	252.00
H390131	7 x 4'	45	228.00
H390141	6 x 4'	40	197.00
H390151	5 x 4'	35	173.00
H390161	4 x 4'	30	142.00
H390171	3 x 4'	25	118.00
H390181	2 x 4'	18	98.00
H390191	1 x 4'	15	79.00

Installation Components

A) Adj. Corner

H392101 Wt. 3 (lbs.)
Price Ea. ** \$72.00

B) Cylinder Lock

H301406 For Slide Doors. Wt. 3 (lbs.)
Price Ea. \$98.00
H301402 For Hinge Doors. Wt. 3 (lbs.)
Price Ea. \$98.00

C) 3 Way Or Corner Post



H392061 8'H. Wt. 20 (lbs.)
Price Ea. ** \$138.00
H392081 10'H. Wt. 24 (lbs.)
Price Ea. ** \$152.00

D) Tube Post

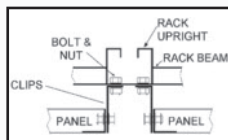
H392011 8'H. Wt. 20 (lbs.)
Price Ea. ** \$110.00
H392031 10'H. Wt. 24 (lbs.)
Price Ea. ** \$134.00

E) Door Post

H392161 8'5" Slide Door Post
Wt. 20 (lbs.) Price Ea. ** \$169.00
H392181 10'5" Slide Door Post
Wt. 24 (lbs.) Price Ea. ** \$187.00
H392292 8'5" Hinge Door Post
Wt. 19 (lbs.) Price Ea. ** \$177.00
H392294 10'5" Hinge Door Post
Wt. 23 (lbs.) Price Ea. ** \$180.00



WIRE MESH SECURITY UNITS



EASY to install.

Steel surcharge may apply.

Bulk Storage Lockers

- Designed to grow with your needs.
- Hardware and floor anchors are included

Order one starter unit per run, then attach add-on units as needed. Units are pad-lockable with steel frames which attach easily to existing walls. Single or double tier units are 90" high. All transoms are 12" high. Choice of 3" or 4" widths. Tops and backs are optional. Enamel dark gray finish. Zinc plated hardware.

		Single Tier		Add-on Unit		
Door W' x D'	Product No.	Wt. (lbs.)	Price* Ea.	Product No.	Wt. (lbs.)	Price* Ea.
3 x 3	H380305	147	\$676.00	H380365	108	\$498.00
3 x 4	H380310	164	766.00	H380370	116	543.00
3 x 5	H380315	181	863.00	H380375	125	590.00
4 x 3	H380320	153	727.00	H380380	114	548.00
4 x 4	H380325	170	818.00	H380385	122	593.00
4 x 5	H380330	187	914.00	H380390	131	641.00
Double Tier						
3 x 3	H380335	170	795.00	H380395	131	624.00
3 x 4	H380340	195	913.00	H380400	147	698.00
3 x 5	H380345	220	1,037.00	H380405	154	777.00
4 x 3	H380350	189	866.00	H380410	158	696.00
4 x 4	H380355	208	990.00	H380415	164	778.00
4 x 5	H380360	242	1,122.00	H380420	187	864.00

*Crating charges will be added - call for more information.


Jesco PalletGard™

- Helps keep objects from falling from loaded pallet racks by using rack guard panels.
- Constructed from 1.25" angle frame and 2 x 1 x 10 ga. rectangular mesh. These PalletGard™ units are easy to install - just bolt clips to pallet rack upright and fasten to panel. Standard panels cover widths of 8', 9' or 10' heights of 4' and 5'. Interconnecting hardware is included. Clips are extra. 1 package of 4 clips required per panel. Clips are designed to fit most standard pallet racks with holes. Spaced on 2" centers. Durable Gray finish. FOB Shipping Point.

Product No.	Width	Height	Wt. (lbs.)	Price* Ea.
H390167	3½'	3'	14	\$107.00
H390166	3½'	4'	21	133.00
H390165	3½'	5'	26	153.00
H390001	10'	5'	75	353.00
H390011	9'	5'	70	324.00
H390021	8'	5'	65	296.00
H390101	10'	4'	65	301.00
H390111	9'	4'	60	276.00
H390121	8'	4'	55	252.00

CLIPS			
Product No.	Length	Wt. (lbs.)	Price Set/4
H393200	1½"	2	\$33.00
H393210	4"	3	43.00
H393220	6"	4	50.00
H393230	8"	5	52.00

*Crating charges will be added - call for more information.



Wire Mesh Enclosures

- Complete enclosure kit
- Easy to assemble

Protect your valuables with these easy to assemble, modular wire mesh enclosures. Sturdy 2" x 1" x 10 ga. wire mesh construction is ideal for machine guarding, tool rooms and isolation areas. Cages are equipped with a 3'w x 7'h single hinge door, padlock lugs and all interconnecting hardware, ceilings not included. Available in a variety of sizes to meet any needs, these units also allow for maximum flexibility when relocating or expanding. Grey paint finish. FOB Shipping Point.

WIRE MESH ENCLOSURES			
2 Sided			
Product No.	Size L x W x H	Wt. (lbs.)	Price* Ea.
H394510	10 x 10 x 8'	450	\$1,835.00
H394520	10 x 20 x 8'	600	2,535.00
H394530	20 x 20 x 8'	650	3,235.00
H394540	10 x 10 x 10'	503	1,989.00
H394550	10 x 20 x 10'	712	2,816.00
H394560	20 x 20 x 10'	917	3,643.00
3 Sided			
H394570	10 x 10 x 8'	525	2,555.00
H394580	10 x 20 x 8'	730	3,256.00
H394590	20 x 20 x 8'	995	4,656.00
H394610	10 x 10 x 10'	635	2,844.00
H394620	10 x 20 x 10'	823	3,671.00
H394630	20 x 20 x 10'	1203	5,325.00
4 Sided			
H394640	10 x 10 x 8'	770	3,405.00
H394650	10 x 20 x 8'	1050	4,793.00
H394660	20 x 20 x 8'	1350	6,193.00
H394670	10 x 10 x 10'	843	3,814.00
H394680	10 x 20 x 10'	1218	5,467.00
H394690	20 x 20 x 10'	1620	7,121.00

*Crating charges will be added - call for more information.

BARRIERS & WORKCELLS

Barriers

- Engineered to save up to 75% of set-up time.
- Woven wire mesh panels are securely welded into a strong angle frame with a dark gray paint finish.

Provides a safe and secure barrier in the work area. All posts are painted safety yellow. Cells can be installed by your in-house personnel – no hired contracting needed. Comes complete with all hardware and floor anchors needed for installation. Each panel and post is packaged then crated for extra protection. Zinc plated hardware. FOB Shipping Point.

Technical Data:

Mesh Opening: 2" x 1" mesh, 10 ga. wire.

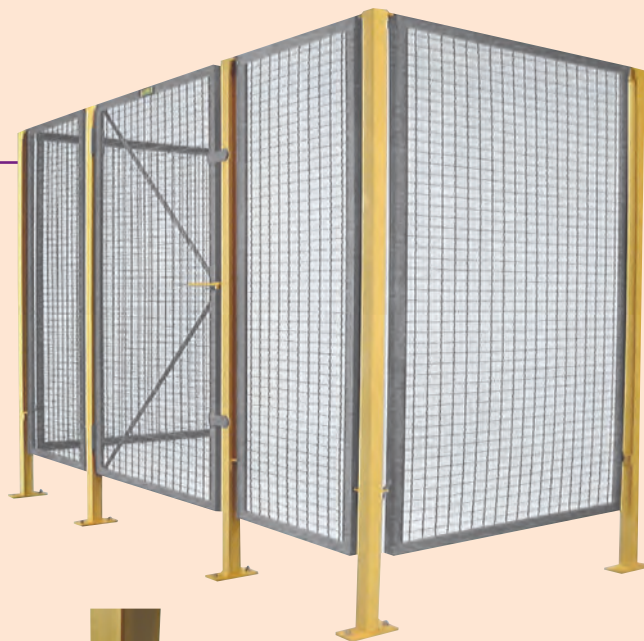
Angle Frame: 1 1/4" x 1 1/4" x 1/2"

Post: 2" x 2" x 14 ga.

Door 48"W. x 60"H.

Size L' x W' x H"	Product No.	2 SIDED		Product No.	3 SIDED		Product No.	4 SIDED	
		Wt. (lbs.)	Price Ea.*		Wt. (lbs.)	Price Ea.*		Wt. (lbs.)	Price Ea.*
8 x 8 x 68	H332010	203	\$1,230.00	H332110	298	\$1,613.00	H332210	363	\$2,011.00
16 x 8 x 68	H332015	299	1,612.00	H332115	378	2,004.00	H332215	508	2,704.00
24 x 8 x 68	H332020	353	2,002.00	H332120	443	2,393.00	H332220	698	3,651.00
32 x 8 x 68	H332025	443	2,393.00	H332125	523	2,784.00	H332225	568	3,827.00
16 x 16 x 68	H332030	363	2,002.00	H332130	523	2,784.00	H332230	668	3,485.00
24 x 16 x 68	H332035	443	2,393.00	H332135	603	3,175.00	H332235	828	4,265.00
32 x 16 x 68	H332040	523	2,784.00	H332140	684	3,565.00	H332240	988	5,046.00
24 x 24 x 68	H332045	523	2,784.00	H332145	763	3,956.00	H332245	988	5,046.00
32 x 24 x 68	H332050	603	3,174.00	H332150	813	4,346.00	H332250	1148	5,827.00

*Crating charges will be added – call for more information.



Post Foot



Bottom Bracket Assembly



Top Bracket Assembly




Door Latch



Door Stop



Cap



Wire Mesh Guarding System

- Helps protect work areas to assure greater safety on the job.
- A practical and affordable physical barrier.

Strong, durable 2 x 1 x 10 gauge woven wire panels can be quickly installed. 8" sweep height. All hardware and floor anchors are included. Send a hand sketch of your layout, we'll do the rest. Panels are painted Dark Gray with Yellow posts. FOB Shipping Point.

PANELS			
Product No.	Size W x H	Wt. (lbs.)	Price Ea.*
H390001	10 x 5'	75	\$353.00
H390011	9 x 5'	70	324.00
H390021	8 x 5'	65	296.00
H390031	7 x 5'	55	267.00
H390041	6 x 5'	50	231.00
H390051	5 x 5'	40	203.00
H390061	4 x 5'	35	166.00
H390071	3 x 5'	25	138.00
H390081	2 x 5'	20	115.00
H390091	1 x 5'	18	87.00
LINE POST			
H392911	68"H.	14	100.00
CORNER 3-4 WAY POST			
H392961	68"H.	14	126.00
DOOR WITH POSTS			
H393111	4' x 5'	73	548.00

*Crating charges will be added – call for more information.

Steel surcharge may apply.



Heavy Duty Parts Basket

- All durable baskets feature hemmed channel edge.

Ideal for storing inventory, carrying and cleaning of small parts. Complete with square handle and 2 mesh sizes -- .25" and .50". Open mesh construction permits quick and easy drainage. Stackable up to 5 high at 75 lbs. per basket. FOB Shipping Point.

Product No.	Finish	Size L x W x H	Mesh Opg.	Handle	Wt. (lbs.)	Price Ea.
H630210	Zinc	16 x 10 x 4.25"	0.25"	Square	8	\$182.00
H630220	Zinc	16 x 10 x 4.5"	0.5"	Square	8	155.00
H630230	Zinc	21 x 13.25 x 6"	0.25"	Square	12	243.00
H630240	Zinc	21 x 13.25 x 6"	0.5"	Square	11	278.00
H630250	Zinc	24 x 13.25 x 6"	0.5"	Square	13	215.00
H630010	Stainless	16 x 10 x 4.5"	0.25"	Square	16	312.00
H630020	Stainless	16 x 10 x 4.5"	0.5"	Square	18	280.00
H630040	Stainless	21 x 13.25 x 6"	0.25"	Square	16	363.00
H630050	Stainless	24 x 13.25 x 6"	0.5"	Square	18	420.00

ECONOMICAL WIRE PARTITIONS & SECURITY CAGES



Hinged Mortise Lock



Line Post



Formed Ribs

Welded Wire Partitions & Security Cages

- Use to partition off areas.
- Create security cages.
- Easy to install.

E-Series welded wire partitions provide an ideal way to partition off areas or create security cages without hampering visibility or heat and air circulation. Easy to install and simple to order. They have fewer parts than other style partitions. The welded mesh will not unravel, making cutouts for pipes, etc. much simpler. The entire unit may be relocated or individual components may be replaced or reused. E-Series are our lowest cost wire partitions. FOB Shipping Point.

SIMPLE TO ORDER AND EASY TO INSTALL

PRE-ENGINEERED CAGES									
W x L	Product No.	2 SIDED Wt. (lbs.)	Price Ea.	Product No.	3 SIDED Wt. (lbs.)	Price Ea.	Product No.	4 SIDED Wt. (lbs.)	Price Ea.
COMPLETE WITH A 4 X 7' HINGED DOOR									
8 x 8'	HPE288	268	\$760.00	HPE388	358	\$910.00	HPE488	460	\$970.00
8 x 12'	HPE2812	299	810.00	HPE3812	389	1,025.00	HPE4812	549	1,110.00
10 x 10'	HPE21010	330	830.00	HPE31010	450	1,050.00	HPE41010	603	1,240.00
12 x 12'	HPE21212	357	920.00	HPE31212	505	1,290.00	HPE41212	665	1,430.00
12 x 16'	HPE21216	407	1,100.00	HPE31216	563	1,410.00	HPE41216	759	1,630.00
16 x 16'	HPE21616	438	1,130.00	HPE31616	625	1,540.00	HPE41616	816	1,610.00

Add freight and packaging to the above.

Other sizes available - call for pricing.

Add a \$190.00 crating charge to all orders.


Steel surcharge may apply.

Pallet Rack Guarding

Pallet Rack Guarding help prevent loose items from falling from racks without hampering sprinkler effectiveness, visibility and air flow. FOB Shipping Point. Heavy welded wire mesh with a steel angle FRAME construction. Attaching brackets range from FLUSH fit to 12" STAND OFF and are priced separately (bolts included), 4 required for each panel.

PALLET RACK GUARDING									
Width	Product No.	Wt. (lbs.)	Price Ea.	Product No.	Wt. (lbs.)	Price Ea.	Product No.	Wt. (lbs.)	Price Ea.
		5' HEIGHT			4' HEIGHT			3' HEIGHT	
10'	HPRG-10X5	75	\$346.50	HPRG-10X4	62	\$315.00	HPRG-10X3	52	\$273.00
9'	HPRG-9X5	67	331.80	HPRG-9X4	57	294.00	HPRG-9X3	49	252.00
8'	HPRG-8X5	61	304.50	HPRG-8X4	52	273.00	HPRG-8X3	45	220.50
4'	HPRG-4X5	32	218.40	HPRG-4X4	27	172.20	HPRG-4X3	23	147.00

Crating plus packaging charge will apply - call for pricing.



BRACKETS			
Product No.	Size	Wt. (lbs.)	Price Ea.
HPRGB-1-14	1 1/4"	0.6	\$10.10
HPRGB-4	4"	1	10.30
HPRGB-6	6"	1.4	10.50
HPRGB-8	8"	1.6	11.15
HPRGB-12	12"	2.4	12.40



Woven Wire Partition

- A fast and economical way to create security areas.
- Rugged steel wire partitions provide long-lasting security, thanks to years of manufacturing experience.

Here's a way to section off hazard areas, construct tool rooms, maintenance rooms, stock rooms, electrical equipment rooms. Partitions are coated with a Gray enamel, providing a long-lasting smooth high-gloss finish. Quality and dependability you can't find in any other partitions. FOB Shipping Point.

Panels... are constructed of woven 1 1/2" 10 gauge diamond style mesh clinched into a heavy 3/8" thick structural channel frame for extra strength and rigidity.

Floor Shoes... High grade iron casting with set screw, plus two slotted holes for floor attachment. Anchors are included.

Top Capping Channels... Are 1 1/2" x 1/2" x 3/8" hot rolled channel. Two fasteners are provided with each channel.

Standard Size Panels... are available in 1', 2', 3', 4', and 5' widths; 7', 8', 9' and 10' heights. Most jobs can be planned around these even foot dimensions.

Stock Hinged Doors... are made in 3' and 4' widths and are 7' high with transom above. No transom on 7' high partition.

Unless requested otherwise, doors are supplied hinged left, swing out (viewed from outside partition enclosure).

Sliding Single Doors... are available in 3', 4', 5', 6' widths and are 7' clear with transom above.

Full Height Single Slide Doors... are made to provide overhead height up to the height of the partitioning (8', 9' or 10') and 5', 6', 8' and 10' wide.

All necessary bolts, nuts, clips and floor lags included. Call to order.



WAREHOUSE PARTITIONS



Wire Partitioning Systems


- Protecting people, property, and processes.
- Storage and security enclosures, rack backing & machine guarding.
- Quick and easy assembly.
- All steel welded mesh and steel frames.

Troax® is the world leader in steel wire mesh partitions used for storage and security cages, tool cribs, machine guarding, rack back fall protection, and walls. Our modular partition systems are well-planned and carefully developed to meet your needs. The versatile doors are lockable allowing the correct amount of access. Choose from swing doors or sliding doors with a range of locking options. All that is needed is a description or sketch of the layout for us to complete the design and quote. Hardware is included for easy assembly - no special tools are required. Padlock hasp is standard, cylinder lock and electric strike are optional. Light gray powder coating is standard. FOB Shipping Point.



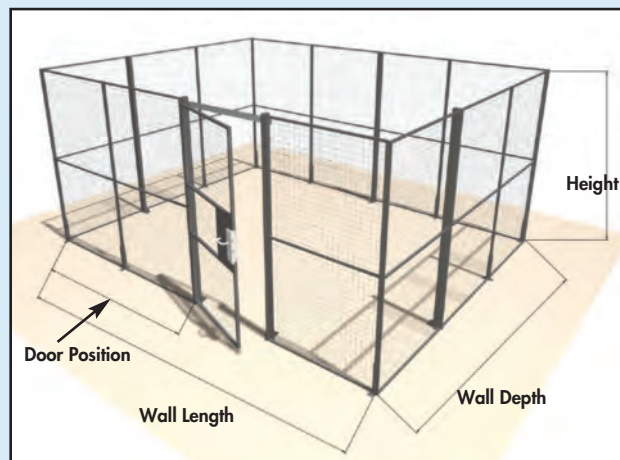
Mesh Panels

Product No.	MESH PANELS Panel Size W x H	Wt. (lbs.)	Price Ea.
H35020031	8 x 31½"	4.4	\$62.16
H35030031	12 x 31½"	5.6	62.16
H35070031	27½ x 31½"	8.9	74.58
H35080031	31½ x 31½"	10.0	79.91
H35100031	39½ x 31½"	11.1	88.79
H35120031	47 x 31½"	12.2	97.67
H35150031	59 x 31½"	13.3	106.54
H35020001	8 x 87"	6.9	79.91
H35030001	12 x 87"	8.2	79.91
H35070001	27½ x 87"	12.9	97.67
H35080001	31½ x 87"	14.4	106.54
H35100001	39½ x 87"	16.2	115.42
H35120001	47 x 87"	18.9	124.30
H35150001	59 x 87"	21.1	142.07



Built to suit your requirements with our system solutions.

Crating surcharge may apply



Posts

Order one post for each wall, corner or door location.

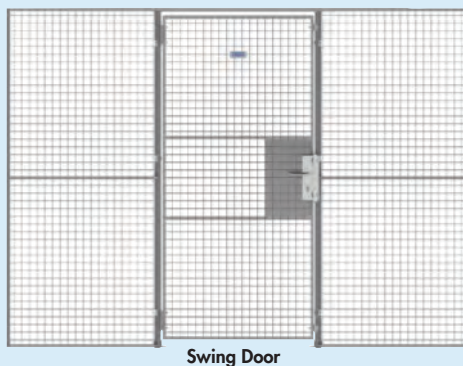


Product No.	POSTS Height	Wt. (lbs.)	Price Ea.
H29601521	87"	13.3	\$106.54
H26510001	118"	17.3	133.18

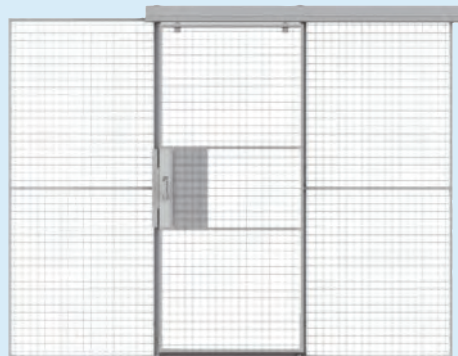
Steel surcharge may apply.

Doors

Doors are universal left/right and in/out. Swing doors are supplied with factory-mounted hinges and slide doors are mounted outside of the enclosure with a track set that includes the guides and stops. Both style doors come with a standard padlock hasp. Cylinder lock and electric strike are optional.



Swing Door



Single-Sliding Door



Doors Come With Standard Padlock Hasp. (Padlock not included)

SWING DOORS			
Product No.	Door W x H	Wt. (lbs.)	Price Ea.
H95050001	3'3" x 7'3"	35.5	\$266.37
H95050002	4'0" x 7'3"	36.9	301.88
SLIDE DOORS			
H95050005	3'0" x 7'3"	49.1	586.00
H95050006	3'7" x 7'3"	50.3	621.52
H95050007	6'2" x 7'3"	90.3	799.10
H95050008	7'6" x 7'3"	92.8	958.91

Pallet Rack Backing Fall Protection



Pallet Rack Backing Fall Protection
Call for custom quote.


Accessories

Corner Bracket Kit can be easily adjusted up to 180°.

H26700049, Wt. 0.2 (lbs.) Price Ea. \$10.66

Cylinder Lock Set includes strike plate & handle assembly.

H99990000, Wt. 0.7 (lbs.) Price Ea. \$387.12



HBCE and HBCT air curtains, when mounted on the conditioned side, help prevent infiltration of exterior elements including temperatures, insects, dust, dirt, debris, odors, and other outside contaminants.

Industrial Air Curtains for Climate and Insect Control

Powered Aire HBCT Air Curtains are designed for climate and insect control on industrial applications including loading dock doors, warehouse doors, shipping/receiving doors, and cold storage facilities.

Each fully-assembled Industrial air curtain includes:


- Stainless Steel Cabinet
- High Performance Plenum for best air flow uniformity
- Industrial Magnetic Auto Door Switch
- Time Delay Relay and Remote-Mounted On/Off/Auto Station
- Wall-Mounting Brackets fit up to a 12" projection and Top-Mounted, Pre-Attached Extension Bars to clear the door tracks
- Cleanable Filter

Commercial Air Curtains for Climate and Insect Control

Powered Aire HBCE Air Curtains are designed for climate and insect control on commercial applications such as service doors, retail stores, convenience stores, restaurant front and back doors, and other personnel openings.

Each fully-assembled Commercial air curtain includes:

- Stainless Steel Cabinet
- High Performance Plenum for best air flow uniformity
- Commercial Magnetic Auto Door Switch
- Time Delay Relay
- Cleanable Filter



INDUSTRIAL	PRODUCT NO.	OPENING WIDTH TO	OPENING HEIGHT TO	POWER SUPPLY	# MOTORS @ HP	AMP DRAW	WEIGHT (LBS)	PRICE EA.
	HBCT-2-84-120/1	84"	120"	120/1/60	2 @ 3/4 HP	16	187	\$3,774.00
	HBCT-2-84-208/3	84"	120"	208/3/60	2 @ 3/4 HP	7.2	187	3,774.00
	HBCT-2-84-240/3	84"	120"	240/3/60	2 @ 3/4 HP	7.2	187	3,774.00
	HBCT-2-84-480/3	84"	120"	480/3/60	2 @ 3/4 HP	4	187	3,774.00
	HBCT-2-96-120/1	96"	120"	120/1/60	2 @ 3/4 HP	16	203	4,001.00
	HBCT-2-96-208/3	96"	120"	208/3/60	2 @ 3/4 HP	7.2	203	4,001.00
	HBCT-2-96-240/3	96"	120"	240/3/60	2 @ 3/4 HP	7.2	203	4,001.00
	HBCT-2-96-480/3	96"	120"	480/3/60	2 @ 3/4 HP	4	203	4,001.00
	HBCT-3-108-120/1	108"	120"	120/1/60	3 @ 3/4 HP	24	245	4,818.00
	HBCT-3-108-208/3	108"	120"	208/3/60	3 @ 3/4 HP	10.8	245	4,818.00
	HBCT-3-108-240/3	108"	120"	240/3/60	3 @ 3/4 HP	10.8	245	4,818.00
	HBCT-3-108-480/3	108"	120"	480/3/60	3 @ 3/4 HP	6	245	4,818.00
	HBCT-3-120-120/1	120"	120"	120/1/60	3 @ 3/4 HP	24	274	5,252.00
	HBCT-3-120-208/3	120"	120"	208/3/60	3 @ 3/4 HP	10.8	274	5,252.00
	HBCT-3-120-240/3	120"	120"	240/3/60	3 @ 3/4 HP	10.8	274	5,252.00
	HBCT-3-120-480/3	120"	120"	480/3/60	3 @ 3/4 HP	6	274	5,252.00
	HBCT-3-132-120/1	132"	120"	120/1/60	3 @ 3/4 HP	24	290	5,758.00
	HBCT-3-132-208/3	132"	120"	208/3/60	3 @ 3/4 HP	10.8	290	5,758.00
	HBCT-3-132-240/3	132"	120"	240/3/60	3 @ 3/4 HP	10.8	290	5,758.00
	HBCT-3-132-480/3	132"	120"	480/3/60	3 @ 3/4 HP	6	290	5,758.00
	HBCT-4-144-120/1	144"	120"	120/1/60	4 @ 3/4 HP	32	338	6,454.00
	HBCT-4-144-208/3	144"	120"	208/3/60	4 @ 3/4 HP	14.4	338	6,454.00
	HBCT-4-144-240/3	144"	120"	240/3/60	4 @ 3/4 HP	14.4	338	6,454.00
	HBCT-4-144-480/3	144"	120"	480/3/60	4 @ 3/4 HP	8	338	6,454.00

COMMERCIAL	PRODUCT NO.	OPENING WIDTH TO	OPENING HEIGHT TO	POWER SUPPLY	# MOTORS @ HP	AMP DRAW	WEIGHT (LBS)	PRICE EA.
	HBCE-1-36-120/1	36"	84"	120/1/60	1 @ 1/2 HP	7.3	85	\$1,741.00
	HBCE-1-36-208/1	36"	84"	208/1/60	1 @ 1/2 HP	3.0	85	1,741.00
	HBCE-1-36-240/1	36"	84"	240/1/60	1 @ 1/2 HP	3.0	85	1,741.00
	HBCE-1-42-120/1	42"	84"	120/1/60	1 @ 1/2 HP	7.3	92	1,865.00
	HBCE-1-42-208/1	42"	84"	208/1/60	1 @ 1/2 HP	3.0	92	1,865.00
	HBCE-1-42-240/1	42"	84"	240/1/60	1 @ 1/2 HP	3.0	92	1,865.00
	HBCE-1-48-120/1	48"	84"	120/1/60	1 @ 1/2 HP	7.3	99	2,039.00
	HBCE-1-48-208/1	48"	84"	208/1/60	1 @ 1/2 HP	3.0	99	2,039.00
	HBCE-1-48-240/1	48"	84"	240/1/60	1 @ 1/2 HP	3.0	99	2,039.00
	HBCE-2-60-120/1	60"	84"	120/1/60	2 @ 1/2 HP	14.6	142	2,546.00
	HBCE-2-60-208/1	60"	84"	208/1/60	2 @ 1/2 HP	6.0	142	2,546.00
	HBCE-2-60-240/1	60"	84"	240/1/60	2 @ 1/2 HP	6.0	142	2,546.00
	HBCE-2-72-120/1	72"	84"	120/1/60	2 @ 1/2 HP	14.6	164	2,861.00
	HBCE-2-72-208/1	72"	84"	208/1/60	2 @ 1/2 HP	6.0	164	2,861.00
	HBCE-2-72-240/1	72"	84"	240/1/60	2 @ 1/2 HP	6.0	164	2,861.00

Freight is Included to the First Destination in the Continental US

INDUSTRIAL FANS

Industrial Floor Fan

- Fan head tilts 360° for pinpoint air delivery.
- Rugged and longwearing all metal construction.

Motor is dependable 3-speed, 1 phase, 115V ball bearing totally enclosed permanently lubricated. Rotary switch. Aluminum blade has a steel hub. Safety guards are double locking chrome plated. Cord is SJT type 3 conductor, 10'L. Rolls on 5" hard rubber wheels. Meets OSHA standards. ETL C/US listed. FOB Shipping Point.

Product No.	Fan Dia.	Fan Type	High	CFM Medium	Low	AMPS High	Wt. (lbs.)	Price Ea.
HF-12-TE	12"	Floor Fan	2750	2200	1600	1.1	13	\$180.82
HF-18-TE	18"	Floor Fan	5750	4700	3200	2.2	20	227.24
HF-18H-TE	18"	High Stand	5750	4700	3200	2.2	27	342.89

Utility Fan

- Fan head rotates 360° in both the horizontal and vertical direction to deliver air flow to any spot in the room.
- Rugged and longwearing all metal construction.

Motor is dependable 3-speed, 1 phase, 115V ball bearing totally enclosed permanently lubricated. Pull chain switch. Aluminum blade. Safety guards double locking chrome plated. Cord is SJT type 3 conductor, 10'L. Mounts with one bolt or lag screw to walls, ceilings, work benches, machines or any surface. Meets OSHA standards. ETL C/US listed. FOB Shipping Point.

Product No.	Fan Dia.	High	CFM Medium	Low	AMPS High	Wt. (lbs.)	Price Ea.
HU-12-TE	12"	2750	2200	1600	1.1	13	\$190.59
HU-18-TE	18"	5750	4700	3200	2.2	20	234.57



Oscillating Air Circulator

- Oscillates in a 90° arc or can be locked in a fixed position.
- Delivers volumes of moving air.

Motor is dependable 3-speed, ¼HP, 1 phase, 115V ball bearing totally enclosed permanently lubricated permanent split capacitor. Pull chain switch. Durable blade features steel hub and spider with aluminum paddles. Fan head tilts 15° up and down for convenient adjustability. Column height adjusts 4½' to 7'. Pedestal base is 26" dia. Meets OSHA standards. ETL C/US listed. FOB Shipping Point.



Product No.	Fan Dia.	Fan Type	High	CFM Low	AMPS High	Wt. (lbs.)	Price Ea.
HACU-24-PO	24"	Pedestal	6800	5000	2.5	79	\$817.74
HACU-24-WO	24"	Wall Mount	6800	5000	2.5	49	684.16
HACU-30-PO	30"	Pedestal	7900	6000	2.7	82	835.66
HACU-30-WO	30"	Wall Mount	7900	6000	2.7	52	701.27

Industrial Air Circulator

- Keeps air moving to reduce fumes and mildew.
- Built for longlasting performance.

Motor is dependable 3-speed, ¼HP, 1 phase, 115V ball bearing totally enclosed permanently lubricated permanent split capacitor. Pull chain switch. Durable blade features steel hub and spider with aluminum paddles. Fan head tilts 15° up and down for convenient adjustability. Column height adjusts 4½' to 7'. Pedestal base is 26" dia. Meets OSHA standards. ETL C/US listed. FOB Shipping Point.



Shutter Mounted Fan

- Eliminates need for external framing and shutter.
- Ideally suited for thin wall buildings. Installs on inside wall.

Motor is 115V, 1 phase totally enclosed permanently lubricated, UL listed. 12" size is ½ H.P., 3 speed sleeve bearing shaded pole. 18" size is ¾ H.P., 3 speed sleeve bearing permanent split capacitor. 24" & 30" size is 1½ H.P., 2 speed ball bearing permanent split capacitor. Pull chain switch. Aluminum blade. Steel spiral wire guard. Junction box provided for direct wiring. Meets OSHA standards. ETL C/US listed. FOB Shipping Point.

Product No.	Fan Dia.	Wt. (lbs.)	Price Ea.
HCE-12-DS	12"	16	\$423.53
HCE-18-DS	18"	25	608.41
HCE-24-DS	24"	47	801.44
HCE-30-DS	30"	54	1,004.25



Product No.	Fan Dia.	Fan Type	High	CFM Low	AMPS High	Wt. (lbs.)	Price Ea.
HACU-24-P	24"	Pedestal	6800	5000	2.5	75	\$539.18
HACU-24-W	24"	Wall Mount	6800	5000	2.5	45	449.59
HACU-30-P	30"	Pedestal	7900	6000	2.7	78	554.66
HACU-30-W	30"	Wall Mount	7900	6000	2.7	48	465.88

Steel surcharge may apply.

COOLING FANS & DOCK LIGHTS

Belt Drive Portable Blower


- Available in standard or swivel models.
- Safety guards are spiral wire front and rear.

Swivel model rotates 360° in 12.5° increments and locks in place with a steel locking pin. Corrosion and dent proof high density polyethylene housing, with textured-black finish. Motor is dependable 1-speed, 1 phase, 115V ball bearing open drip proof permanently lubricated permanent split capacitor. Rocker switch. Steel blade. Cord is SJT type 3 conductor, 15'L. Rolls easily on 10" hard rubber wheels. Meets OSHA standards. ETL C/US listed. FOB Shipping Point.

Product No.	Fan Dia.	Fan Type	CFM High	RPM	AMPS High	Wt. (lbs.)	Price Ea.
HPBX-36-B	36"	Standard Blower	14500	500	8	120	\$1,132.94
HPBX-42-B	42"	Standard Blower	18200	430	11	135	1,392.75
HPBX-48-B	48"	Standard Blower	22700	390	15	155	1,466.87
HPBXS-36-B	36"	Swivel Blower	14500	500	8	145	1,485.61
HPBXS-42-B	42"	Swivel Blower	18200	430	11	160	1,690.04
HPBXS-48-B	48"	Swivel Blower	22700	390	15	180	1,782.89



Standard



Swivel

Modular Loading Dock Lights and Arms

- Sheds plenty of light inside trailers and dock areas.
- Modular design -- order basic light and your choice of arms.

Dependable Modular Dock Lights keeps work areas safe and highly visible. Lights and dock arms sold separately. Order basic light for Incandescent. Then select standard arms or heavy duty arms. Optional fan available. Mounting arms are 1½" square, 14 ga. tubing. 3" x 5" x ¾" steel mounting plate attaches with ¼" bolts. Includes 5'L. 3 conductor cord. Complete with on/off switch. Yellow powder coat finish. FOB Shipping Point.

Lights

Incandescent Light Head...features 18 ga., aluminum light head with porcelain socket and spring shock mounting cushions. Accepts 150 or 300 watt, R-40 and PAR 38 medium screw "spot" lamps (not included).
LED w/Grounded Plug...features included bulb with 50,000 hour average bulb life. 30 Max Watts and 3,300 Max Lumens. FOB Shipping Point.



Std. Arm Incandescent



LED Light

Arms

Standard Arms...40" and 60" arms with the outer arm adjustable 300° in the horizontal plane and 210° in the vertical plane. Includes one electrical outlet to accommodate either light head.

Heavy Duty Arms...dual strut 40" and 60"L. arms and single strut 24"L. includes 2 electrical outlets to accommodate either light head and optional fan. FOB Shipping Point.



Heavy Duty Arm

DOCK LIGHTS			
Product No.	Description	Wt. (lbs.)	Price Ea.
HDKL-INC	Incandescent Dock Light	5	\$98.55
HDKLED-30W-SP	LED w/Grounded Plug	7	280.18
DOCK ARMS			
H24-LDA	24"L Standard Dock Arm	6	117.28
HDKL40VA-ARM	40"L Standard Dock Arm	9	149.86
HDKL60VA-ARM	60"L Standard Dock Arm	12	189.78
H24-LDA	24"L Heavy Duty Dock Arm	6	117.28
H40-LDA	40"L Heavy Duty Dock Arm	18	201.17
H60-LDA	60"L Heavy Duty Dock Arm	24	233.75

Optional Modular Fan

Measure 18"H. velocity circulator with 3 speed, ¼ HP, 115V, 1 phase permanently lubricated totally enclosed, PSC motor. Chrome plated metal guards. ETL C/US listed. FOB Shipping Point.

OPTIONAL FAN						
Product No.	CFM High	Med	Low	Amps High	Wt. (lbs.)	Price Ea.
HLDF-18-TE	5750	4700	3200	2.2	20	\$238.64



Steel surcharge may apply.

Floor Mini-Blower

- Totally enclosed motor permits use in dirty or dusty environments.
- Guards are spiral wire -- front and rear.

Motor is rugged 2 speed, ¼ H.P., 1 phase, 115 volt, ball bearing, permanently lubricated, totally enclosed, permanent split capacitor. Rotary switch. Aluminum blade. Corrosion and dent proof high density polyethylene housing, with gray finish. Meets OSHA standards. ETL C/US listed. FOB Shipping Point.



Product No.	Fan Dia.	CFM High	Low	AMPS	Wt. (lbs.)	Price Ea.
HMBX-24-DF	24"	6800	5000	2.2	52	\$784.34
HMBX-30-DF	30"	7900	6000	2.5	58	866.60

Direct Drive Portable Blower

- Easily move this floor fan where it's needed.
- Corrosion and dent proof high density polyethylene housing, with textured-black finish.

Motor is dependable 1-speed, 1 phase, 115V ball bearing open drip proof permanently lubricated permanent split capacitor. Rocker switch. Aluminum blade. Safety guards are spiral wire front and rear. Cord is SJT type 3 conductor, 15'L. Rolls easily on 8" hard rubber wheels. Meets OSHA standards. ETL C/US listed. FOB Shipping Point.



Product No.	Fan Dia.	CFM Motor	High	Low	AMPS High	Wt. (lbs.)	Price Ea.
HPBX-36-D	36"	¼	12500	9000	5.6	82	\$928.50
HPBX-42-D	42"	¼	16200	—	7.9	102	1,095.48

HEATING & COOLING EQUIPMENT

Fan Forced Portable Unit Heater

- Delivers heat where you want it.
- Swivel base can be used as wall, floor or ceiling mount.

Features finned steel tubular heating element. Operates on 240V or 208V. Internal manual reset thermal cut-out. 6'L. cord with molded plug. Included temperature control thermostat with 35°F to 85°F range. UL C/US listed. FOB Shipping Point.



FAN FORCED								
Product No.	Watts	BTU'S	Volts	Phase	Amps	Heat Rise	Wt. (lbs.)	Price Ea.
HHF685TC	4800	16384	240/208	1	20	58°F	20	\$517.20
HHF686TC	5600	19107	240/209	1	23.4	67°F	20	\$579.09

Radiant & FAN FORCED HEATER



- Affordable and long-service heater.
- Features safety tip over cut-of switch.

Includes control thermostat. 3 heat settings -- 600 watts radiant, 900 watts fan forced, 1500 watts radiant and fan forced. Temperature control thermostat. Manual reset type limit control. 6"L. 3 conductor cord. 120 volts, 5120 BTU's. ETL C/US listed. FOB Shipping Point.
H198 TMC Wt. 9 (lbs.) Price Ea. \$204.43

Quartz Infrared Spot Heater

- Heats solid objects, not the air.
- Place over workstations or cold spots for instant spot heating.

Features gold anodized aluminum reflector and end caps. 60° symmetrical heat pattern. 6'L., 3-wire (14/3) cordset with molded plug. Includes 2' mounting chain and 4 S-hooks included. ETL US/C listed. FOB Shipping Point.



QUARTZ						
Product No.	Watts	Volts	Phase	BTU's	Wt. (lbs.)	Price Ea.
HOCH-46-120VCE	1500	120	1	5120	9	\$432.48
HOCH-57-240VCE	3000	240	1	10240	11	\$509.05

Steel surcharge may apply.



HE-56CF

Industrial Ceiling Fan

- Saves significant heat/cooling costs.

Low energy consumption fan with high efficiency performance. Features 120-Volt/single phase, 60 Hz electrical service motor. Permanently sealed double radial ball bearing PSC AC motor provides maintenance free quiet operation. 3-paddle poly white blades. Non-corded units feature forward and reverse capability. FOB Shipping Point.

INDUSTRIAL CEILING FAN			
Product No.	Description	Wt. (lbs.)	Price Ea.
HE-56CF	56", Non-corded Unit	22	\$256.56
HE-60CF	60", Non-corded Unit	23	\$316.01
HE-60CFC	60", 3-Prong cord and speed control	28	\$496.83

High Velocity Air Circulators

- All steel construction.
- Fully enclosed motor.
- 18", 24" & 30" model sizes.
- Heavy-duty yoke mounted fan head.
- Great for use in warehouses and loading dock areas.

Housing designed for all types of air circulating applications to provide directional - high velocity air flow. Built-in rotating design allows the supplied mounting bracket to pivot 120° in (9) adjustment settings at 15° variations. Front and rear spiral wound grills are OSHA approved and have a black coated finish. All units are shipped fully assembled and ready for hard-wired connections. TEAO motor has a Class B rating, with automatic thermal protection and ball bearing design for harsh environments; rated up to 115°F maximum ambient temperature. Single and three phase options available in 120, 208/240, 277 and 480-volt. Mounting brackets sold separately. FOB Shipping Point.



HHV-18 Model



HIGH VELOCITY AIR CIRCULATORS							
Product No.	Volts	Phase	CFM/RPM	Size H x W x D	Amps	Wt. (lbs.)	Price Ea.
18" AIR CIRCULATOR - 1/2 HP - 373 WATTS							
HHV18-120V	120	1	5000/1725	25" x 23" x 13 1/2"	5.0	45	\$1,228.23
HHV18-208/240V	208/240	1	5000/1725	25" x 23" x 13 1/2"	2.6	45	1,228.23
HHV18-277V	277	1	5000/1725	25" x 23" x 13 1/2"	2.1	45	1,228.23
HHV18-480V	480	1	5000/1725	25" x 23" x 13 1/2"	1.3	45	1,228.23
HHV18-480V-3	480	3	5000/1725	25" x 23" x 13 1/2"	1.0	45	1,408.23
24" AIR CIRCULATOR - 1/2 HP - 373 WATTS							
HHV24-120V	120	1	8500/1725	30" x 33" x 13 1/2"	5.0	58	1,407.41
HHV24-208/240V	208/240	1	8500/1725	30" x 33" x 13 1/2"	2.6	58	1,407.41
HHV24-277V	277	1	8500/1725	30" x 33" x 13 1/2"	2.1	58	1,407.41
HHV24-480V	480	1	8500/1725	30" x 33" x 13 1/2"	1.3	58	1,407.41
HHV24-480V-3	480	3	8500/1725	30" x 33" x 13 1/2"	1.0	58	1,702.26
30" AIR CIRCULATOR - 1 HP - 746 WATTS							
HHV30-120V	120	1	14250/1700	38" x 38" x 16"	10.0	85	2,034.56
HHV30-208/240V	208/240	1	14250/1700	38" x 38" x 16"	4.7	85	2,034.56
HHV30-277V	277	1	14250/1700	38" x 38" x 16"	3.6	85	2,034.56
HHV30-480V	480	1	14250/1700	38" x 38" x 16"	2.1	85	2,034.56
HHV30-480V-3	480	3	14250/1700	38" x 38" x 16"	1.7	85	2,495.56

MOUNTING BRACKETS (sold separately)			
Product No.	For Use With	Description	Price Ea.
HHV-1	18" Models only	24" Dock Arm Mount	\$179.18
HHV-2	18" & 24" Models only	22" Wall/Column Mount	256.56
HHV-3	For all Models	25" Wall/Column Mount	266.33

COMMERCIAL & INDUSTRIAL SWINGING DOORS

Flexible PVC Clear Vu & Impact Swinging Doors

These flexible PVC doors open with less than 1 lb. of pressure and can't be tied back. The Clear Vu doors are specifically made for walk-in coolers and freezers. Impact doors are perfect for general applications. Impact doors are available in Red (-RED), Blue (-BLU), Green (-GRN), Brown (-BRO), Gray (-GRA) and Black (-BLK), -- please specify. FOB Shipping Point.



Clear Vu Doors



Impact Doors With Kick Panels

CLEAR VU - DOUBLE DOOR SETS					
DOORS WITHOUT KICK PANELS			DOORS WITH KICK PANELS		
Size W x H	Product No.	Wt. (lbs.)	Price Ea.	Product No.	Price Ea.
31 x 78"	HSS3178	30	\$757.00	HSS3178-KP	\$1,119.00
36 x 78"	HSS3678	30	\$822.00	HSS3678-KP	1,184.00
48 x 78"	HSS4878	40	\$890.00	HSS4878-KP	1,252.00
60 x 84"	HGD6084	61	1,391.00	HGD6084-KP	1,753.00
72 x 96"	HGD7296	85	1,798.00	HGD7296-KP	2,232.00
84 x 96"	HGD8496	100	1,863.00	HGD8496-KP	2,394.00
96 x 96"	HGD9696	125	1,930.00	HGD9696-KP	2,461.00
IMPACT DOORS - DOUBLE DOOR SETS					
36 x 78"	HSPM3678	40	1,040.00	HSPM3678-KP	1,402.00
48 x 78"	HSPM4878	61	1,258.00	HSPM4878-KP	1,620.00
60 x 84"	HSPM6084	75	1,657.00	HSPM6084-KP	2,019.00
72 x 96"	HSPM7296	85	1,919.00	HSPM7296-KP	2,353.00
84 x 96"	HSPM8496	100	2,238.00	HSPM8496-KP	2,769.00
96 x 96"	HSPM9696	125	2,637.00	HSPM9696-KP	3,168.00

Kick panels are factory installed on both sides of door. When ordering Kick Panels add 25 lbs. per pair.

Tuff Lite Stainless Steel Doors Single & Double Sets



Shown With Optional Kick Panels

• Rugged, Stylish and Elegant.

Elegant in design, stainless steel doors give you years of rugged reliability and durability that other doors can't match. Easy to clean, easy to sanitize, scratch resistant and easy to open. Doors are .16 ga. thick, 2½ lbs. per square ft. and have a ¾" thick acrylic window. Made in the USA. FOB Shipping Point.

SINGLE DOORS					
DOORS WITHOUT KICK PANELS			DOORS WITH KICK PANELS		
Size W x H	Product No.	Wt. (lbs.)	Price Ea.	Product No.	Price Ea.
30-31" x 80-84"	HTLSS30	40	\$1,270.00	HTLSS30-KP	\$1,632.00
36" x 80-84"	HTLSS36	55	1,319.00	HTLSS36-KP	1,681.00
DOUBLE DOOR SETS					
48" x 80-84"	HTLSD48	74	2,335.00	HTLSD48-KP	2,818.00
60" x 80-84"	HTLSD60	83	2,577.00	HTLSD60-KP	2,939.00
72" x 80-84"	HTLSD72	110	2,637.00	HTLSD72-KP	3,072.00

Kick panels are factory installed on both sides of door. When ordering Kick Panels add 25 lbs. per pair.

V-Cam Ruff Tuff Doors Single & Double Sets

These 1½" thick industrial swinging doors are fully gasketed. Excellent for use in freezer and cooler applications. Strong and durable, yet decorative and attractive. Available in Red (-RED), Blue (-BLU), Green (-GRN), Brown (-BRO), Gray (-GRA) and Black (-BLK), -- please specify. FOB Shipping Point.



Shown With Optional Bumpers

V-CAM RUFF TUFF DOORS					
SINGLE DOORS			WITH BUMPER PANELS		
Size W x H	Product No.	Wt. (lbs.)	Price Ea.	Product No.	Price Ea.
30 x 84"	HRTVS3084	106	\$1,875.00	HRTVS3084-TDB	\$2,309.00
36 x 84"	HRTVS3684	127	2,177.00	HRTVS3684-TDB	2,757.00
48 x 84"	HRTVS4884	170	2,480.00	HRTVS4884-TDB	3,060.00
DOUBLE DOOR SETS					
48 x 84"	HRTVD4884	184	3,327.00	HRTVD4884-TDB	4,197.00
60 x 84"	HRTVD6084	230	3,569.00	HRTVD6084-TDB	4,512.00
72 x 84"	HRTVD7284	276	4,053.00	HRTVD7284-TDB	4,996.00
72 x 96"	HRTVD7296	315	4,295.00	HRTVD7296-TDB	5,238.00
84 x 96"	HRTVD8496	367	4,658.00	HRTVD8496-TDB	5,673.00
96 x 84"	HRTVD9684	367	4,658.00	HRTVD9684-TDB	5,673.00
96 x 96"	HRTVD9696	420	5,021.00	HRTVD9696-TDB	6,036.00

Tear Drop Bumpers are factory installed on both sides of door. When ordering Bumpers add 50lbs. per pair.



Shown With Optional Kick Panels

Ruff Tuff II Doors Single & Double Sets

These 1½" thick commercial swinging doors are excellent for use in restaurant, grocery store, warehouse, office and commercial applications. The Ruff Tuff doors are both strong and durable yet will enhance any decor. Available in Red (-RED), Blue (-BLU), Green (-GRN), Brown (-BRO), Gray (-GRA) and Black (-BLK), -- please specify. FOB Shipping Point.

RUFF TUFF II DOORS - SINGLE & DOUBLE SETS					
SINGLE DOORS			WITH BUMPER PANELS		
Size W x H	Product No.	Wt. (lbs.)	Price Ea.	Product No.	Price Ea.
31 x 84"	HRT2S3184	91	\$1,270.00	HRT2S3184-TDB	\$1,704.00
31 x 96"	HRT2S3196	104	1,330.00	HRT2S3196-TDB	1,910.00
36 x 84"	HRT2S3684	106	1,391.00	HRT2S3684-TDB	1,971.00
36 x 96"	HRT2S3696	121	1,451.00	HRT2S3696-TDB	2,031.00
48 x 84"	HRT2S4884	141	1,754.00	HRT2S4884-TDB	2,358.00
48 x 96"	HRT2S4896	161	1,875.00	HRT2S4896-TDB	2,479.00
DOUBLE DOOR SETS					
36 x 78"	HRT2D3678	112	2,177.00	HRT2D3678-TDB	3,047.00
36 x 84"	HRT2D3684	121	2,298.00	HRT2D3684-TDB	3,168.00
48 x 84"	HRT2D4884	161	2,419.00	HRT2D4884-TDB	3,289.00
48 x 96"	HRT2D4896	184	2,540.00	HRT2D4896-TDB	3,410.00
60 x 84"	HRT2D6084	202	2,601.00	HRT2D6084-TDB	3,544.00
60 x 96"	HRT2D6096	230	2,661.00	HRT2D6096-TDB	3,604.00
72 x 84"	HRT2D7284	242	2,661.00	HRT2D7284-TDB	3,604.00
72 x 96"	HRT2D7296	276	2,782.00	HRT2D7296-TDB	3,725.00
84 x 84"	HRT2D8484	282	3,145.00	HRT2D8484-TDB	4,161.00
84 x 96"	HRT2D8496	323	3,387.00	HRT2D8496-TDB	4,403.00
96 x 84"	HRT2D9684	323	3,387.00	HRT2D9684-TDB	4,403.00
96 x 96"	HRT2D9696	369	3,690.00	HRT2D9696-TDB	4,705.00

Tear Drop Bumpers are factory installed on both sides of door. When ordering Bumpers add 50lbs. per pair.

Pro Tuff Panel Doors

These solid .375 thick panel doors are designed for medium to light duty applications. Available in Red (-RED), Blue (-BLU), Green (-GRN), Brown (-BRO), Gray (-GRA) and Black (-BLK), -- please specify. FOB Shipping Point.

PRO TUFF PANEL DOORS			
SINGLE DOORS			
Size W x H	Product No.	Wt. (lbs.)	Price Ea.
31 x 84"	HPTS3184	52	\$1,149.00
36 x 84"	HPTS3684	60	1,209.00
40 x 84"	HPTS4084	67	1,330.00
DOUBLE DOOR SETS			
36 x 78"	HPTD3678	61	1,996.00
36 x 84"	HPTD3684	65	2,056.00
48 x 84"	HPTD4884	87	2,177.00
60 x 84"	HPTD6084	109	2,359.00
72 x 84"	HPTD7284	131	2,480.00
84 x 84"	HPTD8484	152	2,540.00

ABS Kick Panels and Tear Drop Bumper systems are NOT available on Pro Tuff Doors.



Pro Tuff Panel Doors

GUARDBOOTH & EQUIPMENT BOOTH



QuickShip Guardbooth with thru-wall HVAC

Pre-assembled on a powder-coated steel base, ready to use. Available in five sizes. Each unit comes standard with a steel floor, half-glass metal door, and flat panelized roof with built in gutter system. Panel Built Guard Booths have a durable 26 gauge stucco-embossed steel interior and exterior skin with an R11 polystyrene core. FOB Shipping Point.

Complete Structure includes:

3" x 3" welded steel base, (4) 8' tall walls, 3" aluminum laminated insulated roof, (2) fixed windows and (1) slider window both with 1/4" clear tempered glass, Load center, (1) Duplex outlet, Light fixture and switch, (1) half glass door with lever set, hinges, threshold and sweep, thru wall HVAC and (1) full width counter.

QUICKSHIP GUARDBOOTH WITH THRU-WALL HVAC					
Product No.	Interior Dimensions	Color	Ship Dimensions L x W x H	Wt. (lbs.)	Price Ea.
HQSGB44GY-HVAC	4' x 4' x 8'	Dove Grey	6' x 6' x 9'0" - 5/8"	1155	\$8,048.75
HQSGB46GY-HVAC	4' x 6' x 8'	Dove Grey	8' x 6' x 9'0" - 5/8"	1675	8,606.25
HQSGB48GY-HVAC	4' x 8'3" x 8'	Dove Grey	10'3" x 6' x 9'2" - 5/8"	2195	9,506.25
HQSGB66GY-HVAC	6' x 6' x 8'	Dove Grey	8' x 8' x 9'2" - 5/8"	2455	10,101.25
HQSGB68GY-HVAC	6' x 8'3" x 8'	Dove Grey	10'3" x 8' x 8'11" - 5/8"	3235	11,543.75
HQSGB44WH-HVAC	4' x 4' x 8'	White	6' x 6' x 9'0" - 5/8"	1040	8,048.75
HQSGB46WH-HVAC	4' x 6' x 8'	White	8' x 6' x 9'0" - 5/8"	1560	8,606.25
HQSGB48WH-HVAC	4' x 8'3" x 8'	White	10'3" x 6' x 9'2" - 5/8"	2080	9,506.25
HQSGB66WH-HVAC	6' x 6' x 8'	White	8' x 8' x 9'2" - 5/8"	2340	10,101.25
HQSGB68WH-HVAC	6' x 8'3" x 8'	White	10'3" x 8' x 8'11" - 5/8"	3120	11,543.75

Product is heat shrink wrapped and mounted to steel tubes to facilitate offloading by forklift on site by others.



QuickShip Equipment Booth

Pre-assembled on a powder-coated steel base, ready to use. Available in five sizes. Each unit comes standard with a steel floor, metal door, and flat panelized roof with built in gutter system. Panel Built Equipment Booths have a durable 26 gauge stucco-embossed steel interior and exterior skin with an R11 polystyrene core. FOB Shipping Point.

Complete Structure includes:

3" x 3" welded steel base, (4) 8' tall walls, 3" aluminum laminated insulated roof, Load center, (1) Duplex outlet, Light fixture and switch, (1) door with lever set, hinges, threshold and sweep.

QUICKSHIP EQUIPMENT BOOTH					
Product No.	Interior Dimensions	Color	Ship Dimensions L x W x H	Wt. (lbs.)	Price Ea.
HQSEB44GY	4' x 4' x 8'	Dove Grey	6' x 6' x 9'0" - 5/8"	1040	\$5,082.50
HQSEB46GY	4' x 6' x 8'	Dove Grey	8' x 6' x 9'0" - 5/8"	1560	5,640.00
HQSEB48GY	4' x 8'3" x 8'	Dove Grey	10'3" x 6' x 9'2" - 5/8"	2080	6,538.75
HQSEB66GY	6' x 6' x 8'	Dove Grey	8' x 8' x 9'2" - 5/8"	2340	6,868.75
HQSEB68GY	6' x 8'3" x 8'	Dove Grey	10'3" x 8' x 8'11" - 5/8"	3120	8,311.25
HQSEB44WH	4' x 4' x 8'	White	6' x 6' x 9'0" - 5/8"	1040	5,082.50
HQSEB46WH	4' x 6' x 8'	White	8' x 6' x 9'0" - 5/8"	1560	5,640.00
HQSEB48WH	4' x 8'3" x 8'	White	10'3" x 6' x 9'2" - 5/8"	2080	6,538.75
HQSEB66WH	6' x 6' x 8'	White	8' x 8' x 9'2" - 5/8"	2340	6,868.75
HQSEB68WH	6' x 8'3" x 8'	White	10'3" x 8' x 8'11" - 5/8"	3120	8,311.25

Product is heat shrink wrapped and mounted to steel tubes to facilitate offloading by forklift on site by others.



MODULAR INPLANTS



One, two and three story inplant offices can accommodate any space need. Available in a variety of cores and surface finishes, these versatile structures go up in a fraction of the time and cost of traditional "stick-built" construction. Each comes complete with a step by step installation manual and drawings. FOB Shipping Point.



Features

- Reusable, re-locatable, and expandable design.
- Easy installation with minimal facility disruption.
- Load bearing storage roofs available.
- Variety of colors and finishes.
- Multi-story options optimize space and value.
- Solid construction withstands manufacturing and military environments.



Standard Options

- Three inch insulated wall panels in choice of white or gray.
- 22 gauge galvanized top decking and suspended acoustical ceiling.
- Framing and all connecting hardware always included.
- 3-0 x 7-0 20 gauge steel with 20" x 30" window and hardware.
- Electric package includes junction boxes, breaker panel, light switch, duplex outlets, and 2' x 4' florescent fixtures.



Applications

- Inplant Office.
- Conference Room
- Breakroom.
- Machine Enclosure.
- Cleanrooms.
- Shipping Office.
- Paint Booth.

L x W 8' Height	Lights	Outlets	Windows	Doors	HVAC	Modular Wiring	Wt. (lbs.)	Gray Product No.	White Product No.	Price Ea.
TWO WALL SYSTEM										
8 x 8'	1	2	0	1	0	0	1300	HPBI202018	HPBI202026	\$5,625.00
8 x 8'	1	2	2	1	0	0	1500	HPBI202019	HPBI202027	11,221.25
8 x 8'	1	2	2	1	1	0	1589	HPBI202020	HPBI202028	11,567.50
8 x 8'	1	2	2	1	1	6	2789	HPBI202021	HPBI202029	24,906.25
8 x 10'	1	2	0	1	0	0	1400	HPBI202042	HPBI202050	6,177.50
8 x 10'	1	2	2	1	0	0	1600	HPBI202043	HPBI202051	11,775.00
8 x 10'	1	2	2	1	1	0	1689	HPBI202044	HPBI202052	12,120.00
8 x 10'	1	2	2	1	1	6	2889	HPBI202045	HPBI202053	25,458.75
8 x 12'	2	3	0	1	0	0	1500	HPBI202066	HPBI202074	6,948.75
8 x 12'	2	3	2	1	0	0	1700	HPBI202067	HPBI202075	12,545.00
8 x 12'	2	3	3	1	1	0	1889	HPBI202068	HPBI202076	14,271.25
8 x 12'	2	3	3	1	1	8	3489	HPBI202069	HPBI202077	32,056.25
10 x 10'	2	3	0	1	0	0	1500	HPBI202090	HPBI202098	7,015.00
10 x 10'	2	3	3	1	0	0	1800	HPBI202091	HPBI202099	13,991.25
10 x 10'	2	3	3	1	1	0	1889	HPBI202092	HPBI202100	14,337.50
10 x 10'	2	3	3	1	1	8	3489	HPBI202093	HPBI202101	32,122.50
10 x 12'	2	3	0	1	0	0	1700	HPBI202114	HPBI202122	7,635.00
10 x 12'	2	3	3	1	0	0	2000	HPBI202115	HPBI202123	14,611.25
10 x 12'	2	3	4	1	1	0	2189	HPBI202116	HPBI202124	16,336.25
10 x 12'	2	3	4	1	1	8	3789	HPBI202117	HPBI202125	34,121.25
12 x 12'	2	3	0	1	0	0	1800	HPBI202186	HPBI202194	8,320.00
12 x 12'	2	3	5	1	0	0	2300	HPBI202187	HPBI202195	18,056.25
12 x 12'	2	3	5	1	1	0	2389	HPBI202188	HPBI202196	18,402.50
12 x 12'	2	3	5	1	1	8	3989	HPBI202189	HPBI202197	36,187.50
12 x 16'	3	4	0	1	0	0	2100	HPBI202210	HPBI202218	9,910.00
12 x 16'	3	4	8	1	0	0	2900	HPBI202211	HPBI202219	23,785.00
12 x 16'	3	4	8	1	1	0	2989	HPBI202212	HPBI202220	24,131.25
12 x 16'	3	4	8	1	1	10	4989	HPBI202213	HPBI202221	46,361.25
THREE WALL SYSTEM										
8 x 8'	1	2	0	1	0	0	1600	HPBI202402	HPBI202410	\$6,780.00
8 x 8'	1	2	2	1	0	0	1800	HPBI202403	HPBI202411	12,376.25
8 x 8'	1	2	2	1	1	0	1889	HPBI202404	HPBI202412	12,722.50
8 x 8'	1	2	2	1	1	6	3089	HPBI202405	HPBI202413	26,061.25
8 x 10'	1	2	0	1	0	0	1800	HPBI202426	HPBI202434	7,586.25
8 x 10'	1	2	2	1	0	0	2000	HPBI202427	HPBI202435	13,182.50
8 x 10'	1	2	2	1	1	0	2089	HPBI202428	HPBI202436	13,528.75
8 x 10'	1	2	2	1	1	6	3289	HPBI202429	HPBI202437	26,867.50
8 x 12'	2	3	0	1	0	0	2000	HPBI202450	HPBI202458	8,645.00
8 x 12'	2	3	2	1	0	0	2300	HPBI202451	HPBI202459	15,622.50
8 x 12'	2	3	3	1	1	0	2389	HPBI202452	HPBI202460	15,967.50
8 x 12'	2	3	3	1	1	8	3989	HPBI202453	HPBI202461	33,752.50
10 x 10'	2	3	0	1	0	0	1900	HPBI202474	HPBI202482	8,423.75
10 x 10'	2	3	3	1	0	0	2200	HPBI202475	HPBI202483	15,400.00
10 x 10'	2	3	3	1	1	0	2289	HPBI202476	HPBI202484	15,746.25
10 x 10'	2	3	3	1	1	8	3889	HPBI202477	HPBI202485	33,531.25
10 x 12'	2	3	0	1	0	0	2100	HPBI202498	HPBI202506	9,313.75
10 x 12'	2	3	3	1	0	0	2500	HPBI202499	HPBI202507	17,670.00
10 x 12'	2	3	4	1	1	0	2589	HPBI202500	HPBI202508	18,016.25
10 x 12'	2	3	4	1	1	8	4189	HPBI202501	HPBI202509	35,801.25
12 x 12'	2	3	0	1	0	0	2300	HPBI202570	HPBI202578	9,982.50
12 x 12'	2	3	5	1	0	0	2800	HPBI202571	HPBI202579	19,718.75
12 x 12'	2	3	5	1	1	0	2889	HPBI202572	HPBI202580	20,063.75
12 x 12'	2	3	5	1	1	8	4489	HPBI202573	HPBI202581	37,848.75
12 x 16'	3	4	0	1	0	0	2800	HPBI202594	HPBI202602	12,113.75
12 x 16'	3	4	8	1	0	0	3600	HPBI202595	HPBI202603	25,988.75
12 x 16'	3	4	8	1	1	0	3689	HPBI202596	HPBI202604	26,335.00
12 x 16'	3	4	8	1	1	10	5689	HPBI202597	HPBI202605	48,565.00
FOUR WALL SYSTEM										
8 x 8'	1	2	0	1	0	0	1900	HPBI202786	HPBI202794	\$7,986.25
8 x 8'	1	2	2	1	0	0	2100	HPBI202787	HPBI202795	13,582.50
8 x 8'	1	2	2	1	1	0	2189	HPBI202788	HPBI202796	13,928.75
8 x 8'	1	2	2	1	1	6	3389	HPBI202789	HPBI202797	27,267.50
8 x 10'	1	2	0	1	0	0	2100	HPBI202810	HPBI202818	8,792.50
8 x 10'	1	2	2	1	0	0	2300	HPBI202811	HPBI202819	14,390.00
8 x 10'	1	2	2	1	1	0	2389	HPBI202812	HPBI202820	14,735.00
8 x 10'	1	2	2	1	1	6	3589	HPBI202813	HPBI202821	28,073.75
8 x 12'	2	3	0	1	0	0	2300	HPBI202834	HPBI202842	9,817.50
8 x 12'	2	3	2	1	0	0	2600	HPBI202835	HPBI202843	16,793.75
8 x 12'	2	3	3	1	1	0	2689	HPBI202836	HPBI202844	17,140.00
8 x 12'	2	3	3	1	1	8	4289	HPBI202837	HPBI202845	34,925.00
10 x 10'	2	3	0	1	0	0	2300	HPBI202858	HPBI202866	9,883.75
10 x 10'	2	3	3	1	0	0	2600	HPBI202859	HPBI202867	16,860.00
10 x 10'	2	3	3	1	1	0	2689	HPBI202860	HPBI202868	17,206.25
10 x 10'	2	3	3	1	1	8	4289	HPBI202861	HPBI202869	34,991.25
10 x 12'	2	3	0	1	0	0	2600	HPBI202882	HPBI202890	10,756.25
10 x 12'	2	3	3	1	0	0	3000	HPBI202883	HPBI202891	19,112.50
10 x 12'	2	3	4	1	1	0	3089	HPBI202884	HPBI202892	19,458.75
10 x 12'	2	3	4	1	1	8	4689	HPBI202885	HPBI202893	37,243.75
12 x 12'	2	3	0	1	0	0	2800	HPBI202954	HPBI202962	11,696.25
12 x 12'	2	3	5	1	0	0	3300	HPBI202955	HPBI202963	21,431.25
12 x 12'	2	3	5	1	1	0	3389	HPBI202956	HPBI202964	21,777.50
12 x 12'	2	3	5	1	1	8	4989	HPBI202957	HPBI202965	39,562.50
12 x 16'	3	4	0	1	0	0	3200	HPBI202978	HPBI202986	13,792.50
12 x 16'	3	4	8	1	0	0	4000	HPBI202979	HPBI202987	27,667.50
12 x 16'	3	4	8	1	1	0	4089	HPBI202980	HPBI202988	28,012.50
12 x 16'	3	4	8	1	1	10	6089	HPBI202981	HPBI202989	50,243.75

Additional sizes and configurations available.

MODULAR BUILDINGS & OFFICES



Perfect for any Commercial, Institutional or Industrial Facility

All pre-packaged systems include the following:

- 8 ft. High Panels, Raceways, Framing Channels, Fasteners, Hardware and Easy Step Installation Instructions.
- Energy Efficient LED, 2 x 4 Lighting.
- UL Classified Raceways, UL Listed Outlets and Switches (Modular Wiring Optional-Snaps Together in Minutes).
- Anti-Corroding Tempered Aluminum Frame System.
- Pre-Hung Hollowcore 3068 Door with Grade 2 Locking Lever.
- Commercial Grade 2 x 4 Grid Ceiling System with Fissured Tiles.
- 20ga. Ribbed Steel Roof System.
- Single Phase Breaker Box (Breakers Included).
- Complete Bill of Materials and Floor Plan.
- No Patching or Painting. Easy to Clean.
- FOB Shipping Point.

•Rapid Assembly •Flexibility •100% Reusable •Tax Savings •Minimal Down Time
Economical 2 Inch Wall System Available, Call for Pricing.

Integra 4" Wall System:
R-Value = 15 STC = 36

← 4" →



Full 4 Inch Thick Wall System

- Great Sound Privacy
- Tough and Durable



OFF WHITE
G01



GRAY
G02



VERMONT GRAY
G05

Your Project. Our Passion.



Full Height Glass Walls shown.
Call for details.

INTEGRA 4" WALL SYSTEM

			4 WALL SYSTEM			3 WALL SYSTEM			2 WALL SYSTEM		
W x L	Std.	110v	Product	Wt.	Price	Product	Wt.	Price	Product	Wt.	Price
8' x 8'	Lights	Outlets	No.	(lbs.)	Ea.	No.	(lbs.)	Ea.	No.	(lbs.)	Ea.
8' x 8'	1	3	H408084	1,694	\$8,697.27	H408083	1,438	\$7,597.03	H408082	1,134	\$6,496.79
8' x 10'	1	3	H408104	1,950	10,075.41	H408103	1,584	8,539.25	H408102	1,304	7,439.01
8' x 12'	1	3	H408124	2,190	11,292.69	H408123	1,754	9,481.47	H408122	1,194	8,381.23
10' x 10'	1	3	H410104	2,198	11,293.95	H410103	1,864	10,079.51	H410102	1,498	9,543.35
10' x 12'	1	3	H410124	2,538	12,949.75	H412103	2,058	11,183.85	H412102	1,692	9,640.79
12' x 12'	1	3	H412124	2,782	14,536.59	H412123	2,346	12,725.37	H412122	1,910	10,914.15
12' x 16'	2	5	H412164	3,374	18,040.12	H412163	2,790	15,591.45	H412162	2,362	13,867.56
12' x 20'	3	5	H412204	3,966	21,529.85	H412203	3,234	18,211.70	H412202	2,798	16,646.31
16' x 16'	2	5	H416164	4,062	21,932.50	H416163	3,478	19,490.73	H416162	2,894	17,042.06
16' x 20'	2	6	H416204	4,750	25,831.78	H416203	4,018	22,759.46	H416202	3,398	20,317.69
20' x 20'	3	6	H420204	5,534	30,618.47	H420203	4,802	27,546.15	H420202	4,070	24,466.93
20' x 30'	4	8	H420304	7,502	42,310.68	H420303	6,396	37,621.77	H420302	5,664	34,542.55
20' x 40'	6	10	H420404	9,454	54,087.86	H420403	8,070	48,501.69	H420402	7,234	44,629.61

More Modular Solutions




- Two Story Buildings
- Exterior Buildings and Guard Houses
- Mezzanine Supported Buildings
- Controlled Environment Enclosures




Supervisory Vision Towers
Break / Lunch Rooms
CMM Enclosures
Machine Enclosures
Full Height Partitions
Conference Rooms
Cleanrooms
Security Booths



Multi-Media Rooms
Safety Guard Rail
Whse. Separation Walls
Bio-Safety Laboratories
Service Booths
Storage Rooms
Working Platforms



New V-Tex
Powder Coat
Color Texture
Matching Available



INTEGRA ACCESSORIES

Product No.	Description	Wt. (lbs.)	Price Ea.
H4FWIN	Fixed Window SG Temp	50	\$326.83
H4SWIN	Sliding Window SG Temp	50	650.00
H4OUT	110 V Outlet - 15 AMP	3	9.40
H4PHDAT	Single Plate Dual Port Data Jack	3	9.80
H4HVAC12	12K BTU HVAC-Heat/Cool	169	2,258.57
H4HVAC16	16k BTU HVAC-Heat/Cool	284	3,027.20
H4WDR	3068 HC Wood Door	101	562.20
H4SDR	3068 Steel Door	149	904.90
H4DWDR	6068 HC Wood Double Door	162	1,381.83
H4DSDR	6068 Steel Double Door	297	2,603.60
H4VISLT	20x24 Door Window	16	118.70
H4PCFRM	Powder coat Framing L/F	0	27.50

Additional Accessories: (call for pricing)

Permit Packages, Tinted Glass, Solid Core and Metal Doors, Sliding Doors, Dual Pane Glazing, Load Bearing Roofs, ADA Approved Hardware and more.



Made in the USA

FAST Shipping from one of our multiple locations.



UL Classified System



ICC Approved



LEED Certified Staff



Multiple Manufacturing Facilities



Green Environment Friendly

VINYL STRIP DOORS, REPLACEMENT STRIPS & ROLLS



MADE IN USA



SINGER SAFETY
COMPANY Since 1950

Vinyl Stripdoors, Replacement Strips and Rolls.

- Available in full roll lots or cut strips.
- Each cut strip has 3/8" holes on 2" centers for standard mounting.
- Specify the lengths and quantity cuts you desire.

Vinyl strip doors reduce noise, dust, fumes, drafts, conserve energy and increases worker productivity. FOB Shipping Point.

Standard Smooth Surface

Provides a clear unobstructed view in either direction.

Ribbed Surface

Both sides of the strip feature an offset rib to protect against abrasions. Ideal for heavy traffic areas where scratching is a problem.

USDA Smooth - Clear PVC

Used for freezer strips to meet temperatures of -30°F to +150°F. Meets federal requirements for incidental contact with dairy, poultry and meat products. Indoor applications recommended only.

Anti-Static - Clear PVC

Used for clean room enclosures or high-tech areas where static build-up may be a detriment. Conforms to Federal Test methods ST.101C,4046 (Any liabilities regarding product applications are the sole responsibility of the end user).

Smooth Welding

Transparent Bronze and Aztec Orange colored PVC have UV-blocking to protect against UV light emitted during arc welding. Eye protection must still be worn during direct viewing.



Optional Safety Orange Ends available
-- call for pricing

8" WIDE STRIP KITS (0.080" THICK)

Size W x H	Over- lap	Wt. (lbs.)	SMOOTH		RIBBED	
			Product No.	Price Ea.	Product No.	Price Ea.
3' x 7'	50%	26	H17-210307G	\$169.02	H17-250307G	\$181.52
3' x 8'	50%	28	H17-210308G	185.45	H17-250308G	199.73
4' x 7'	50%	30	H17-210407G	225.36	H17-250407G	242.02
4' x 8'	50%	32	H17-210408G	247.26	H17-250408G	266.31
5' x 7'	50%	36	H17-210507G	281.70	H17-250507G	302.53
5' x 8'	50%	40	H17-210508G	309.08	H17-250508G	332.89
6' x 7'	50%	43	H17-210607G	338.04	H17-250607G	363.04
6' x 8'	50%	47	H17-210608G	370.89	H17-250608G	399.46
12" WIDE STRIP KITS (0.120" THICK)						
8' x 8'	67%	90	H17-310808G	718.33	H17-350808G	764.05
8' x 9'	67%	99	H17-310809G	790.12	H17-350809G	841.55
8' x 10'	67%	108	H17-310810G	861.90	H17-350810G	919.05
10' x 10'	67%	134	H17-311010G	1,077.38	H17-351010G	1,148.81
10' x 12'	67%	211	H17-311012G	1,256.85	H17-351012G	1,342.56
12' x 10'	67%	160	H17-311210G	1,292.86	H17-351210G	1,378.57
12' x 12'	67%	187	H17-311212G	1,508.21	H17-351212G	1,611.07
12' x 14'	67%	214	H17-311214G	1,723.57	H17-351214G	1,843.57
16" WIDE STRIP KITS (0.160" THICK)						
12' x 12'	50%	217	H17-411212G	1,827.50	H17-451212G	1,908.93
12' x 14'	50%	249	H17-411214G	2,096.07	H17-451214G	2,191.07
14' x 12'	50%	253	H17-411412G	2,132.08	H17-451412G	2,227.08
14' x 14'	50%	290	H17-411414G	2,445.42	H17-451414G	2,556.25
15' x 12'	50%	269	H17-411512G	2,284.38	H17-451512G	2,386.02
15' x 14'	50%	309	H17-411514G	2,620.09	H17-451514G	2,738.84

All kits available with full overlaps -- call for quote

STANDARD SMOOTH - CLEAR PVC

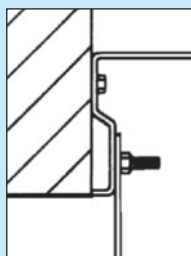
FULL ROLLS				CUT STRIPS			
Width	Thickness	Product No.	Length	Wt. (lbs.) Full Roll	Price Per Lin. Ft.	Product No.	Price Per Lin. Ft.
8"	0.080"	H17-080008	300'	100	\$1.90	H17-080008C	\$2.92
12"	0.120"	H17-120012	200'	150	4.23	H17-120012C	6.37
16"	0.160"	H17-160016	100'	125	7.53	H17-160016C	11.94
RIBBED - CLEAR PVC							
8"	0.072"	H17-080308	150'	60	2.12	H17-080308C	3.22
12"	0.110"	H17-120312	150'	120	4.53	H17-120312C	6.89
16"	0.145"	H17-160316	100'	115	7.91	H17-160316C	12.54
USDA SMOOTH - CLEAR PVC							
8"	0.080"	H17-080908	300'	100	2.03	H17-080908C	3.31
12"	0.120"	H17-120912	200'	150	4.59	H17-120912C	7.32
USDA RIBBED - CLEAR PVC							
8"	0.080"	H17-083908	150'	60	2.31	H17-083908C	3.74
12"	0.120"	H17-123912	150'	125	5.05	H17-123912C	8.06
ANTI-STATIC - CLEAR PVC							
8"	0.080"	H17-080608	300'	100	1.98	H17-080608C	3.22
12"	0.120"	H17-120612	150'	150	6.34	H17-120612C	7.58
AZTEC ORANGE WELDING SMOOTH (SPECIAL ORDER)							
8"	0.080"	H17-081008	300'	100	1.92	H17-081008C	3.14
12"	0.120"	H17-121012	150'	115	7.58	H17-121012C	11.07
BRONZE SMOOTH WELDING							
8"	0.080"	H17-080508	300'	100	2.14	H17-080508C	3.48
12"	0.120"	H17-120512	200'	150	4.81	H17-120512C	7.67

Universal Strip Door Hardware

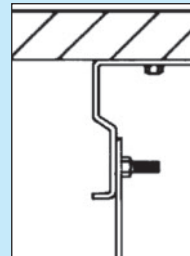
Three mounting options in one piece of hardware! Mount to overhead surface (inside doorway), wall or suspend with threaded rod (not included). Order by linear foot to the same width as your opening. (Up to 8' can ship UPS). Other mounts available, call for quote. All hardware is galvanized and comes with 3 snap caps per foot. FOB Shipping Point.

UNIVERSAL STRIP DOOR HARDWARE			
Product No.	Size Per Foot	Wt. (lbs.)	Price Ea.
H14-001702	2'	3	\$32.87
H14-001703	3'	4	49.31
H14-001708	8'	15	131.49
H14-001710	10'	18	153.81

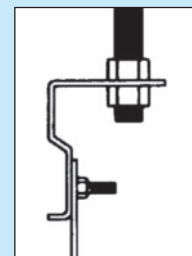
Steel surcharge
may apply.



WALL



OVERHEAD



SUSPENDED

INDUSTRIAL CURTAINS

STRONG VINYL PARTITIONS

resist fire, water, oil,
mildew and most acids.



Industrial Curtain Systems/Standard & Custom

• **The Track & Roller Industrial Curtain System is the ideal solution to industrial space utilization and organization.**

Flexible industrial curtains roll easily out of the way when you don't need it, or when you need access to partitioned areas. All industrial curtains are constructed with nickel plated brass grommets every 12" across the top reinforced edge. Vinyls resist fire, water, oil, mildew, most acids and are CA. Fire Marshall (CFM) approved. Tear resistant. All industrial curtains utilize the same hardware components. Rugged straight track and curved corners are made of 16 ga. hot dipped galvanized steel. 1" swivel hooks are fastened to 2 wheel, industrial strength nylon rollers which are designed for smooth, fluid movement. Custom curtains available. Please call dealer for a quote. Our knowledgeable staff can assist in solving specific or unusual in-plant, safety and noise problems. We can recommend the right combination among our standard products, or we'll design custom solutions that fit your particular needs. FOB Shipping Point.



Weld-Vision

- Welding Booths
- Grinding Work Stations
- Cutting and Brazing Areas



Super-Vision


- Departmental Partitioning
- Production Work Bays
- Wash Bays

**NOW
Available
in Kits**



Privacy

- Model Rooms and R&D Areas
- In-Plant Offices
- Employee Locker rooms



Environmental

- Clean Rooms
- Thermal/Energy Retention
- Containment of Dust & Airborne Contaminants

Steel surcharge may apply.



**Rugged Universal
Mounting Hardware**
All hardware has a proven history of
longevity and functional durability.
Ask for details.



MADE IN USA

INDUSTRIAL CURTAINS WELD-VISION			
Product No.	Height	Width	Price Ea.
H14061608	8'	6' straight	\$200.35
H14061808	8'	8' straight	259.49
H14061108	8'	10' straight	315.33
H14766408	8'	4' curve	217.33
H14061610	10'	6' straight	215.97
H14061810	10'	8' straight	293.27
H14061010	10'	10' straight	341.87
H14766410	10'	4' curve	229.40
H14061612	12'	6' straight	231.65
H14061812	12'	8' straight	314.98
H14061012	12'	10' straight	368.41
H14766412	12'	4' curve	241.46

INDUSTRIALS CURTAINS SUPER-VISION			
Product No.	Height	Width	Price Ea.
H14071608	8'	6' straight	\$202.29
H14071808	8'	8' straight	271.56
H14071108	8'	10' straight	302.76
H14776408	8'	4' curve	216.06
H14071610	10'	6' straight	215.52
H14071810	10'	8' straight	293.27
H14071010	10'	10' straight	341.37
H14776410	10'	4' curve	225.65
H14071612	12'	6' straight	232.41
H14071812	12'	8' straight	314.98
H14071012	12'	10' straight	369.11
H14776412	12'	4' curve	236.54


INDUSTRIAL CURTAINS PRIVACY			
Product No.	Height	Width	Price Ea.
H14021608	8'	6' straight	\$198.95
H14021808	8'	8' straight	264.29
H14021108	8'	10' straight	307.27
H14726408	8'	4' curve	205.78
H14021610	10'	6' straight	215.84
H14021810	10'	8' straight	286.00
H14021010	10'	10' straight	333.81
H14726410	10'	4' curve	215.43
H14021612	12'	6' straight	232.73
H14021812	12'	8' straight	307.71
H14021012	12'	10' straight	360.35
H14726412	12'	4' curve	225.08

INDUSTRIAL CURTAINS ENVIRONMENTAL			
Product No.	Height	Width	Price Ea.
H14101608	8'	6' straight	\$190.83
H14101808	8'	8' straight	256.29
H14101108	8'	10' straight	306.25
H14716408	8'	4' curve	207.17
H14101610	10'	6' straight	205.68
H14101810	10'	8' straight	275.71
H14101010	10'	10' straight	325.68
H14716410	10'	4' curve	216.32
H14101612	12'	6' straight	220.54
H14101812	12'	8' straight	296.29
H14101012	12'	10' straight	349.68
H14716412	12'	4' curve	226.60

HOW TO ORDER: SELECT TYPE OF SYSTEM: Super-Vision, Weld-Vision, Privacy, Ventilator or Environmental Series Industrial Curtains. **MEASURE OFF AREA** to partition or enclose. Can be a straight run, 2, 3 or 4 sided or multi-station partition. **DETERMINE THE HEIGHT** and order industrial curtains to the exact height required. (Tolerance 1") Floors are not always even, take measurement from the highest point of the floor). **SELECT THE COLORS DESIRED:** Super-Vision and Weld-Vision can be supplied with any color vinyl above and below the see thru section. Privacy Series is supplied in any solid color vinyl (no see thru section). **PLEASE SPECIFY COLOR CHOICES:** White, Yellow, Green, Blue, Red, Gray or Black. Environmental Series is translucent vinyl, Off-White only. **HANGING OR MOUNTING METHODS:** Kits consist of panel, steel track, chain connector, threaded rod adapter, end stops and 2-wheel nylon roller hooks.

FOUNDATION PLATFORM SYSTEMS

WEARWELL
Ergonomic surfaces for industrial athletes



Foundation Platform Systems

SAVE TIME: Foundation is a modular platform system engineered to deliver all the strength and stability of traditional platforms but in a fraction of the time.

REDUCE COSTS: Economical choice for designing and installing platforms. Can be disassembled and reused when needs change.

STAY GREEN: Manufactured using 100% post-consumer polypropylene and the aluminum frame is 100% recyclable.

STOP INJURIES: Platforms raise employees to the proper height and is compatible with ergonomic matting for even more anti-fatigue benefits. FOB Shipping Point.

1 Slide in cross braces to create individual frames


2 Join frames with tiles

3 Finish off with remaining tiles


Continue the process to desired width. Use FOUNDATION connectors to join sections end-to-end to desired length.

FOUNDATION PLATFORM PLANNING PROCESS

CHOOSE A SURFACE AND A PLATFORM HEIGHT
Tiles are available in Smooth, Open and Diamond-Plate surface patterns with heights from 4 to 12 inches



SMOOTH SURFACE PLATFORM KITS								
Size	18" Length Product No.	Price Ea.	36" Length Product No	Price Ea.	54" Length Product No.	Price Ea.	72" Length Product No.	Price Ea.
18" WIDE								
4" Ht.	HFP1X4X18X18BK	\$177.99	HFP1X4X18X36BK	\$257.09	HFP1X4X18X54BK	\$336.19	HFP1X4X18X72BK	\$415.30
8" Ht.	HFP1X8X18X18BK	375.74	HFP1X8X18X36BK	454.84	HFP1X8X18X54BK	533.94	HFP1X8X18X72BK	613.06
12" Ht.	HFP1X12X18X18BK	395.51	HFP1X12X18X36BK	474.63	HFP1X12X18X54BK	553.73	HFP1X12X18X72BK	632.83
36" WIDE								
4" Ht.	HFP1X4X36X18BK	336.19	HFP1X4X36X36BK	454.84	HFP1X4X36X54BK	553.73	HFP1X4X36X72BK	652.80
8" Ht.	HFP1X8X36X18BK	652.60	HFP1X8X36X36BK	771.26	HFP1X8X36X54BK	889.91	HFP1X8X36X72BK	1,008.57
12" Ht.	HFP1X12X36X18BK	672.39	HFP1X12X36X36BK	791.04	HFP1X12X36X54BK	909.69	HFP1X12X36X72BK	1,028.34
OPEN SURFACE PLATFORM KITS								
18" WIDE								
4" Ht.	HFP2X4X18X18BK	\$177.99	HFP2X4X18X36BK	\$257.09	HFP2X4X18X54BK	\$336.19	HFP2X4X18X72BK	\$415.30
8" Ht.	HFP2X8X18X18BK	375.74	HFP2X8X18X36BK	454.84	HFP2X8X18X54BK	533.94	HFP2X8X18X72BK	613.06
12" Ht.	HFP2X12X18X18BK	395.51	HFP2X12X18X36BK	474.63	HFP2X12X18X54BK	553.73	HFP2X12X18X72BK	632.83
36" WIDE								
4" Ht.	HFP2X4X36X18BK	336.19	HFP2X4X36X36BK	454.84	HFP2X4X36X54BK	553.73	HFP2X4X36X72BK	652.60
8" Ht.	HFP2X8X36X18BK	652.60	HFP2X8X36X36BK	771.26	HFP2X8X36X54BK	889.91	HFP2X8X36X72BK	1,008.57
12" Ht.	HFP2X12X36X18BK	672.39	HFP2X12X36X36BK	791.04	HFP2X12X36X54BK	909.69	HFP2X12X36X72BK	1,028.34
DIAMOND SURFACE PLATFORM KITS								
18" WIDE								
4" Ht.	HFP3X4X18X18BK	\$177.99	HFP3X4X18X36BK	\$257.09	HFP3X4X18X54BK	\$336.19	HFP3X4X18X72BK	\$415.30
8" Ht.	HFP3X8X18X18BK	375.74	HFP3X8X18X36BK	454.84	HFP3X8X18X54BK	533.94	HFP3X8X18X72BK	613.06
12" Ht.	HFP3X12X18X18BK	395.51	HFP3X12X18X36BK	474.63	HFP3X12X18X54BK	553.73	HFP3X12X18X72BK	632.83
36" WIDE								
4" Ht.	HFP3X4X36X18BK	336.19	HFP3X4X36X36BK	454.84	HFP3X4X36X54BK	553.73	HFP3X4X36X72BK	652.60
8" Ht.	HFP3X8X36X18BK	652.60	HFP3X8X36X36BK	771.26	HFP3X8X36X54BK	889.91	HFP3X8X36X72BK	1,008.57
12" Ht.	HFP3X12X36X18BK	672.39	HFP3X12X36X36BK	791.04	HFP3X12X36X54BK	909.69	HFP3X12X36X72BK	1,028.34



TILES: Use tiles to join Platform Kits		
UOM	Product No.	Price Ea.
SMOOTH		
Single	HF01.18x18BK	\$34.93
Cs/4	HF01.18x18BK-CS4	139.73
OPEN		
Single	HF02.18x18BK	34.93
Cs/4	HF02.18x18BK-CS4	139.73
DIAMOND PLATE		
Single	HF03.18x18BK	34.93
Cs/4	HF03.18x18BK-CS4	139.73

18" Wide Platform Kits include: 1 case of (4) tiles, 2 beams for 4" Height. 8" and 12" Height includes 1 case of (4) tiles and 2 Leg/Beam Assemblies and 2 Leg Cross Braces.

36" Wide Platform Kits include: 2 cases of (4) tiles, 3 beams for 4" Height. 8" and 12" Height includes 2 cases of (4) tiles and 3 Leg/Beam Assemblies and 4 Leg Cross Braces.

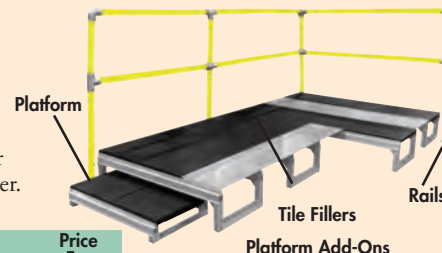
Foundation Ramps: 36" Wide. Three sizes to account for different height platforms. Approximately 9-19 degree slope for safe transition. Made from heavy duty aluminum. FOB Shipping Point.

Product No.	Platform Ht.	Ramp Dimensions	Price Ea.
HF1.R4-6x36x.AL	4-6"	18 x 36"	\$308.57
HF1.R6-10x36.AL	6-10"	42 x 36"	617.14
HF1.R10-12x36.AL	10-12"	42 x 36"	1,044.64

Foundation Railing System: Corrosion resistant galvanized steel. Simple solution that requires no welding or threading. Use on solid concrete surfaces round the perimeter. FOB Shipping Point.

Description	42" H. Product No.	Price Ea.	46" H. Product No.	Price Ea.
End Post Kit (Silver)	HRK.EP.15x42.SV	\$283.50	HRK.EP.15x46.SV	\$290.26
Middle Post Kit (Silver)	HRK.MP.15x42.SV	290.26	HRK.MP.15x46.SV	290.26
Corner Post Kit (Silver)	HRK.CP.15x42.SV	290.26	HRK.CP.15x46.SV	290.26
Single Rail (Silver) 72" Length	HR15.Rail.72SV	\$121.50		

For Yellow replace .SV with .SYL suffix and add \$81.00.
Call for pricing on 50"H. and 54"H.



Additional accessories available - call for pricing

MODULAR FLOORING



ErgoDeck® Modular Flooring

Large 18" x 18" tiles cover large areas quickly, and can be customized in 3" increments to create unique lengths, widths and shapes. 3/8" tiles provide structural support and impact absorption for healthier and more productive employees, even in multi-shift operations. Offers easy replacement of single tiles or sections as needed. This keeps replacement costs down. All styles of ErgoDeck® connect together, mix and match and create a wall-to-wall ErgoDeck® masterpiece.

Positive Interlocking System Our 100% secure patented interlocking system prevents tiles from separating yet zips apart for reconfiguration.

Universal Edging System The 6" wide safety ramps work on our entire line of ErgoDeck® tiles.

560-563 ErgoDeck® Heavy Duty is designed for work areas with heavy cart and foot traffic. The firmer compound lets carts roll with ease while the underside box-spring design provides structural support and impact absorption. The Open variation facilitates drainage with 1/8" holes. GRITSHIELD™ models add extra traction to tiles.

564, 566 ErgoDeck® General Purpose is designed for medium-duty work environments and features the best surface for work areas with foot and light cart traffic. The softer compound compresses more underfoot, delivering enhanced fatigue relief, while the box spring underside provides the necessary structure for rolling carts.

590 ErgoDeck® Diamond-Plate features the Heavy Duty and General Purpose tile rolled into one. The box-spring foundation compresses under foot providing anti-fatigue benefits and the necessary structure for rolling carts. The All-Star Diamond-Plate surface pattern provides traction and gives you the industrial look and facility needs.

Choose the surface pattern, compound and color that suits your unique needs. Replace single tiles or sections as the work need changes. FOB Shipping Point.



Product No.	Description	Color	Case Wt. (lbs.)	Price Ea. Case
560-563 ERGODECK - HEAVY DUTY				
560.78X18X18BK-CS10	18" x 18" Open Tile	Black	51	\$290.31
561.78X18X18BK-CS10	18" x 18" Open Tile w/GRITSHIELD™	Black	52	457.04
562.78X18X18BK-CS10	18" x 18" Solid Tile	Black	55	290.31
563.78X18X18BK-CS10	18" x 18" Solid Tile w/GRITSHIELD™	Black	55	457.04
564, 566 ERGODECK - GENERAL PURPOSE				
564.78X18X18CH-CS10	18" x 18" Open Tile	Charcoal	49	290.31
566.78X18X18CH-CS10	18" x 18" Solid Tile	Charcoal	49	290.31
590 ERGODECK - DIAMOND PLATE				
590.78X18X18CH-CS10	18" x 18" Solid Tile	Charcoal	53	290.31

Ten tiles per case. Must purchase in case quantities.




NEW! ErgoDeck® MAX same great features as above. Two great materials for dry areas, offering ergonomic structure and anti-fatigue in one champion flooring solution. FOB Shipping Point.


Product No.	Description	Color	Case Wt. (lbs.)	Price Ea. Case
599 ERGODECK® MAX				
599.78X18X18CH-CS10	18" x 18" Solid Tile	Charcoal	45	\$348.53
599.78X18X18BK-CS10	18" x 18" Solid Tile	Black	45	348.53

Ten tiles per case. Must purchase in case quantities.

ErgoDeck® Kits
Come with tiles, ramps and corners to build the perfect workstation-call for information



ErgoDeck® carries a manufacturer Limited-Lifetime Warranty.



Patented LockSafe® Interlock System
100% secure prevents tiles from separating yet zips apart for reconfiguration.

Flexible PVC Foundation
Provides structural ergonomic support and impact absorption.

Universal Ramps
the 6" wide safety ramps work on our entire line of ErgoDeck® tiles.

Nitricell® Premium Sponge Core
Formulated for crush resistance and unmatched performance. Absorbs repeated compression and bounces back to its original form, at a rate that can't be beat by any other sponge in the industry.

ErgoDeck® Ramps and Corners

• **Universal to all ErgoDeck® products.**

ErgoDeck® ramps and corners are compatible with all ErgoDeck® styles. Robust 6" wide ramps prevent trip hazards and allow easy access for wheeled traffic. Available with GRITSHIELD™ for additional traction. FOB Shipping Point.

Black Product No.	Description	Color	Wt. (lbs.)	Price Ea. Pkg.
560.78X6X15X15BK-CS4	Outside Corner, Heavy Duty, 4/pkg.	Black	10	\$166.39
561.78X6X15X15BK-CS4	Outside Corner, w/GRITSHIELD™, 4/pkg.	Black Only	3	291.03
560.78X6X9X9BK	Inside Corner, Heavy Duty, 1/pkg.	Black	1	42.00
561.78X6X9X9BK	Inside Corner, w/GRITSHIELD™, 1/pkg.	Black Only	1	73.49
560.78X6X18BK-CS10	Ramp Heavy Duty, 10/pkg.	Black Only	19	114.09
561.78X6X18BK-CS10	Ramp w/GRITSHIELD™, 10/pkg.	Black Only	20	199.54

Also available in Yellow, Replace BK with YL in Product No.



ANTI-FATIGUE MATTING



Ergonomic surfaces for industrial athletes

Anti-Fatigue Matting

Not only does the surface matter, but what's underneath the surface matters more. Choose your undersurface based upon the value of your needs.

Nitricell® Diamond-Plate Spongecote®


Nitricell® Diamond-Plate Spongecote® consistently outperforms competitors in critical categories including comfort, customization, performance, rebound and standing area. Choose from UltraSoft, Standard or GRITSHIELD™ in 1/8" or 1/16" thicknesses. FOB Shipping Point.



True Bevel




Product No.	Size	Color	Wt. (lbs.)	Price Ea.
414 NITRICELL® DIAMOND-PLATE SPONGECOTE® ULTRASOFT - 15/16" THICKNESS				
414.1516X2X3BK	2' x 3'	Black	8	\$64.49
414.1516X2X3BYL	2' x 3'	Black w/Yellow	8	70.41
414.1516X2X3CHV	2' x 3'	Black w/Chevron	8	83.83
414.1516X2X3GY	2' x 3'	Gray	8	78.84
414.1516X3X5BK	3' x 5'	Black	19	161.13
414.1516X3X5BYL	3' x 5'	Black w/Yellow	20	175.89
414.1516X3X5CHV	3' x 5'	Black w/Chevron	20	208.79
414.1516X3X5GY	3' x 5'	Gray	21	197.01
414.1516X3X10BK	3' x 10'	Black	39	353.81
414.1516X3X10BYL	3' x 10'	Black w/Yellow	39	388.46
414.1516X3X10CHV	3' x 10'	Black w/Chevron	40	459.71
414.1516X3X10GY	3' x 10'	Gray	40	413.36
414.1516X2X75BK	2' x 75'	Black	225	1,614.73
414.1516X2X75BYL	2' x 75'	Black w/Yellow	225	1,760.60
414.1516X2X75CHV	2' x 75'	Black w/Chevron	225	2,097.10
414.1516X2X75GY	2' x 75'	Gray	225	1,888.24
414.1516X3X75BK	3' x 75'	Black	281	2,306.10
414.1516X3X75BYL	3' x 75'	Black w/Yellow	277	2,514.90
414.1516X3X75CHV	3' x 75'	Black w/Chevron	338	2,995.16
414.1516X3X75GY	3' x 75'	Gray	338	2,696.56
415 NITRICELL® DIAMOND-PLATE SPONGECOTE® - 9/16" THICKNESS				
415.916X2X3BK	2' x 3'	Black	8	\$48.54
415.916X2X3BYL	2' x 3'	Black w/Yellow	7	55.29
415.916X2X3CHV	2' x 3'	Black w/Chevron	8	65.64
415.916X2X3GY	2' x 3'	Gray	8	56.70
415.916X3X5BK	3' x 5'	Black	18	117.99
415.916X3X5BYL	3' x 5'	Black w/Yellow	18	127.30
415.916X3X5CHV	3' x 5'	Black w/Chevron	17	164.26
415.916X3X5GY	3' x 5'	Gray	19	141.56
415.916X3X10BK	3' x 10'	Black	34	259.14
415.916X3X10BYL	3' x 10'	Black w/Yellow	34	292.81
415.916X3X10CHV	3' x 10'	Black w/Chevron	33	359.67
415.916X3X10GY	3' x 10'	Gray	33	300.13
415.916X2X75BK	2' x 75'	Black	159	1,170.20
415.916X2X75BYL	2' x 75'	Black w/Yellow	159	1,335.43
415.916X2X75CHV	2' x 75'	Black w/Chevron	166	1,641.90
415.916X2X75GY	2' x 75'	Gray	166	1,368.14
415.916X3X75BK	3' x 75'	Black	248	1,671.60
415.916X3X75BYL	3' x 75'	Black w/Yellow	218	1,907.20
415.916X3X75CHV	3' x 75'	Black w/Chevron	244	2,344.90
415.916X3X75GY	3' x 75'	Gray	244	1,811.73
416 NITRICELL® DIAMOND-PLATE W/GRITSHIELD™ - 15/16" THICKNESS				
416.1516X2X3BK	2' x 3'	Black	8	\$120.06
416.1516X3X5BK	3' x 5'	Black	21	250.49
416.1516X3X10BK	3' x 10'	Black	40	485.69
416.1516X2X75BK	2' x 75'	Black	236	2,298.47
416.1516X3X75BK	3' x 75'	Black	354	3,166.57
416 NITRICELL® DIAMOND-PLATE W/GRITSHIELD™ - 9/16" THICKNESS				
416.916X2X3BK	2' x 3'	Black	8	\$81.71
416.916X3X5BK	3' x 5'	Black	19	190.01
416.916X3X10BK	3' x 10'	Black	34	361.33
416.916X2X75BK	2' x 75'	Black	177	1,703.43
416.916X3X75BK	3' x 75'	Black	260	2,355.56



Electrically Conductive Anti-Fatigue Matting

Mat protects sensitive electronic equipment while dramatically reducing worker's standing fatigue. No. 1 seller for static-control applications, it features our durable, top-of-the-line Nitricell sponge, providing the best long-term value for ESD applications. Available in Smooth or Diamond-Plate surfaces.

Mat must be grounded with a ground cord; workers must wear heel grounder or conductive shoes. Black in color. FOB Shipping Point.



ESD Electrically Conductive Runner

Use this Electrically Conductive Runner to prevent static and protect sensitive electronic equipment. Can be rolled out for long aisles or cut to size for specific workstations. A grounding snap is included on each mat for optimum mat performance. Available in Smooth or Diamond-Plate surfaces. **Mat must be grounded with a ground cord; workers must wear heel grounder or conductive shoes.** Black in color. FOB Shipping Point.

785.532X3X75DPBK Diamond-Plate, Wt. 200 (lbs.) **\$2,098.01**

785.332X3X75SMBK Smooth Surface, Wt. 200 (lbs.) **\$2,098.01**



Product No.	Size	Wt. (lbs.)	Price Ea.
15/16" THICKNESS - SMOOTH			
786.1516X2X3SMBK	2' x 3'	7	\$121.80
786.1516X3X5SMBK	3' x 5'	19	283.46
786.1516X3X75SMBK	3' x 75'	250	4,011.21
15/16" THICKNESS - DIAMOND-PLATE			
786.1516X2X3DPBK	2' x 3'	10	121.80
786.1516X3X5DPBK	3' x 5'	19	283.46
786.1516X3X75DPBK	3' x 75'	280	4,011.21
9/16" THICKNESS - SMOOTH			
786.916X2X3SMBK	2' x 3'	6	92.51
786.916X3X5SMBK	3' x 5'	14	218.63
786.916X3X75SMBK	3' x 75'	240	3,177.71
9/16" THICKNESS - DIAMOND-PLATE			
786.916X2X3DPBK	2' x 3'	7	92.51
786.916X3X5DPBK	3' x 5'	16	218.63
786.916X3X75DPBK	3' x 75'	270	3,177.71

FLOOR MATTING



Rejuvenator® Matting

Rejuvenator® urethane matting and flooring – is the undisputed record-holder when it comes to comfort, resilience, and long-term value. Rejuvenator® flooring, runners, and workstation mats will help your team stand stronger, longer. It delivers the ultimate combination of durability, ergonomics, and awesome good looks. Manufactured from 100% urethane, this perennial all-star features an unparalleled ten-year resilience warranty. Available in squared designs, as mats, connecting runners, or tiles for larger configurations. FOB Shipping Point.

Workstation Mat


Great solution for workers who spend most of their shift standing at one station. Black in color. 3/8" Thickness. FOB Shipping Point.

Product No.	Size	Wt. (lbs.)	Price Ea.
502 REJUVENATOR® MAT SQUARED			
502.58X2X3BK	2' x 3'	6	\$111.61
502.58X3X5BK	3' x 5'	17	\$247.91

Floor Tiles

Available in squared designs. Features large 3 x 3' modules that interlock on all four sides to customize on-site any floor configuration. Black in color. 3/8" Thickness. FOB Shipping Point.

Product No.	Size	Wt. (lbs.)	Price Ea.
502 REJUVENATOR® TILES SQUARED			
502.58X1X3BK	1' x 3'	3	\$74.03
502.58X3X3BK	3' x 3'	8	\$208.79



Squared



Squared

Need a longer runner?

Simply add more center mats for unlimited length.

End Mat w/Male Connectors (EMBK)	Center Mat (CBK)	End Mat w/Female Connectors (EFBK)
----------------------------------	------------------	------------------------------------

Marbleized Military Switchboard Matting

• 3/8" Thickness.

For military applications, meets Mil. Spec. 15562-G, Type 1. Max 7,500 volts. Designed for permanent flooring installation, this non-conductive mat has Dielectric Strength up to 30,000 volts and can be secured in place by using any vinyl-mastic adhesive. When installing several widths of Marbleized Military Switchboard Matting side-by-side, it is important to seal the seams using compatible welding thread, to ensure reliable and consistent insulation. For best results, professional floor installers are recommended. FOB Shipping Point.

Blue Product No.	Description	Wt. (lbs.)	Price Ea.
710.18X3X75MBL	3' x 75' Matting	262	\$2,782.87
710.18X50BL	50' Thread	5	133.50
710.18X150BL	150' Thread	3	386.74
710.THREADROLLBL	300' Thread	4	705.53

Available in cuts up to 75' call for information on specific mat sizes.




Thread

456

Ramps

Finish off your flooring project with beveled ramps in yellow or black. 2" wide ramps provide a visual cue and transition for on-off access and are compatible with 502 and 503 flooring tiles. FOB Shipping Point.



All Rejuvenator® ramps are universal to all Rejuvenator® tiles

Product No.	Description	Wt. (lbs.)	Price Ea.
UNIVERSAL REJUVENATOR® RAMP			
502.58X2X39FBK	2" x 39" Female Connector - Black	1	\$43.81
502.58X2X39FYL	2" x 39" Female Connector - Yellow	1	43.81
502.58X2X39MBK	2" x 39" Male Connector - Black	1	43.81
502.58X2X39MYL	2" x 39" Male Connector - Yellow	1	43.81

Runner

Create 2' and 3' wide runs of ergonomic matting. With a female end and a male end, all that's left is to connect as many centers as you need for your space. The molded-in ramps reduce installation time and costs. Available in squared designs. FOB Shipping Point.

Product No.	Description	Wt. (lbs.)	Price Ea.
502 REJUVENATOR® RUNNER SQUARED			
502.58X2X5CBK	2' x 5' Center	10	\$199.79
502.58X2X5EFBK	2' x 5' Female End	11	199.79
502.58X2X5EMBK	2' x 5' Male End	10	199.79
502.58X3X5CBK	3' x 5' Center	15	279.74
502.58X3X5EFBK	3' x 5' Female End	17	279.74
502.58X3X5EMBK	3' x 5' Male End	16	279.74



Sanitizing Footbath Mat

The Sanitizing Footbath Mat decontaminates shoes and boots, which can spread harmful germs and bacteria in food-production facilities. Fill the mat's 1/2" or 2 1/2" - deep well with disinfectant solution and then step in to clean footwear. FOB Shipping Point.

Product No.	Description	Thickness	Wt. (lbs.)	Price Ea.
222.12X24X32BK	24" x 32" - Black	1/2"	14	\$45.90
222.2.5X32X39BK	32" x 39" - Black	2 1/2"	34	105.16
222.2.5X32X39BYL	32" x 39" - Black and Yellow	2 1/2"	34	134.06

WORK SAFETY MATTING

24/Seven® LockSafe® Mats

- Available in both solid and drainage.
- Great for larger, standing and walking work areas.
- ¾" Thickness.

Choose these patent pending Positive Interlock System mats so you can "lockdown" mats securely and they stay together. Positive systems lock in: both male and female connectors have a flange that lock together and provide a secure connection in all directions. Available in two different rubber compounds based on environmental exposures. **NBR** Nitrile Rubber for areas with petroleum based fluids or **GR** Grease Resistant, natural rubber for wet, dry or greasy areas. Choose **GRITSHIELD™** for increased traction. Mats are available in Black and ramps are available in Black or Yellow. FOB Shipping Point.




Drainage Mat
with Ramps



Solid Mat
with Ramps

Product No.	Description	Color	Wt. (lbs.)	Price Ea.
3' x 3' INTERLOCKING TILES				
577.58X3X3GRBK	Solid - Grease Resistant	Black	15	\$67.04
577.58X3X3NBRBK	Solid - Nitrile Rubber	Black	18	132.24
578.58X3X3GRBK	Drainage - Grease Resistant	Black	18	60.87
578.58X3X3NBRBK	Drainage - Nitrile Rubber	Black	22	101.43
584.58X3X3NBRBK	Solid w/GRITSHIELD Nitrile Rubber	Black	29	200.90
586.58X3X3NBRBK	Drainage w/GRITSHIELD Nitrile Rubber	Black	29	156.76
RAMPS				
578.EDGINGFGRBK	Female - Grease Resistant	Black	3	12.54
578.EDGINGMGRBK	Male - Grease Resistant	Black	3	12.54
578.CORNERGRBK-CS4	Outside Corner - Grease Resistant	Black	1	20.86
578.EDGINGFNBK	Female - Nitrile Rubber	Black	3	24.03
578.EDGINGMNBK	Male - Nitrile Rubber	Black	3	24.03
578.CORNERNBRBK-CS4	Outside Corner - Nitrile Rubber	Black	1	23.83
578.EDGINGFGYRL	Female - Grease Resistant	Yellow	3	17.94
578.EDGINGMGYRL	Male - Grease Resistant	Yellow	4	17.94
578.CORNERGYRL-CS4	Outside Corner - Grease Resistant	Yellow	1	22.34
578.EDGINGFNBYRL	Female - Nitrile Rubber	Yellow	3	31.86
578.EDGINGMNBRYL	Male - Nitrile Rubber	Yellow	3	31.86
578.CORNERNBYRL-CS4	Outside Corner - Nitrile Rubber	Yellow	1	31.57



Industrial WorkSafe® Mats

- ¾" Thick.

Industrial WorkSafe® now comes equipped with more options to fit today's demanding workplaces and budgets. ¾" thick with ¾" holes and upgraded rubber formulations, the reworked WorkSafe® features an array of price points and performance options. FOB Shipping Point.

Product No.	Size	Color	Wt. (lbs.)	Price Ea.
NATURAL RUBBER				
588.58X2X3GRBYL	2' x 3'	Black w/Yellow Border	13	\$101.81
588.58X2X3GRBK	2' x 3'	Black	13	62.84
588.58X3X4GRBYL	3' x 4'	Black w/Yellow Border	26	172.39
588.58X3X4GRBK	3' x 4'	Black	26	124.37
588.58X3X5GRBYL	3' x 5'	Black w/Yellow Border	34	178.30
588.58X3X5GRBK	3' x 5'	Black	34	156.57
NITRILE RUBBER				
588.58X2X3NBRBYL	2' x 3'	Black w/Yellow Border	17	117.96
588.58X3X4NBRBYL	3' x 4'	Black w/Yellow Border	31	214.41
588.58X3X5NBRBYL	3' x 5'	Black w/Yellow Border	40	274.81




Ergonomic surfaces for industrial athletes

Powerhouse™ Heavy Duty Cable Protectors

- Customizable - Create a custom path for your cables with the use of 22.5° left and right turns.

Powerhouse Cable Protectors can be used indoors or outdoors. Constructed from TPU and PE, they are highly resistant to corrosion, oils and chemicals, and guard against impact and abrasion. Bright yellow lids offer high visibility for safety and quick recognition. Secure Lid-Lock feature for general purpose and medium duty, protects pedestrian traffic by preventing trip hazards. Can withstand up to 20,000 lbs. of pressure per tire. Medium Duty Protectors feature a lower profile than General Purpose for smaller cables. Lid-Lock feature holds lids secure for wheeled and pedestrian traffic. General Purpose Protectors have a higher profile than Medium Duty for larger cables. Lid-Lock feature on straight style, holds lids secure for lighter wheeled and pedestrian traffic. FOB Shipping Point.



Product No.	Description	Channel Type	Lid Type	Size L x W x H	Cap. (lbs.) Per Tire	Wt. (lbs.)	Price Ea.
HEAVY DUTY - MAX OF 2.25" CABLE DIAMETER							
PWR.3CHAN.HD.BYL	Straight	3	Standard	19.75 x 36 x 3"	14000	30	\$253.13
PWR.3CH.HD.LC.BYL	Left	3	Standard	19.75 x 12 x 3"	14000	11	87.76
PWR.3CH.HD.RC.BYL	Right	3	Standard	19.75 x 12 x 3"	14000	11	87.76
HEAVY DUTY - MAX OF 1.5" CABLE DIAMETER							
PWR.5CHAN.HD.BYL	Straight	5	Standard	19.75 x 36 x 2.25"	20000	25	219.37
PWR.5CH.HD.LC.BYL	Left	5	Standard	19.75 x 12 x 2.25"	20000	9	74.26
PWR.5CH.HD.RC.BYL	Right	5	Standard	19.75 x 12 x 2.25"	20000	9	74.26
MEDIUM DUTY - MAX OF 1.25" CABLE DIAMETER							
PWR.5CHAN.MD.BYL	Straight	5	Lid-Lock	19.63 x 36 x 2"	10000	19	175.50
GENERAL PURPOSE - MAX OF 1.5" CABLE DIAMETER							
PWR.5CHAN.GP.BYL	Straight	5	Lid-Lock	19.63 x 36 x 2.25"	10000	21	195.76
PWR.5CH.HD.LC.BYL*	Left	5	Lid-Lock	19.75 x 12 x 2.25"	10000	9	74.26
PWR.5CH.HD.RC.BYL*	Right	5	Lid-Lock	19.75 x 12 x 2.25"	10000	9	74.26

*Heavy Duty corners are used for both Heavy Duty and General Purpose Parts.

WeldSafe® Matting

Out-performing traditional anti-fatigue matting in spot-welding applications, it repels sparks and hot metal shards. The Nitricell® sponge base offers unparalleled resilience and comfort. Black in color. FOB Shipping Point.



Product No.	Size	Wt. (lbs.)	Price Ea.
7/18" THICKNESS			
447.78X2X3BK	2' x 3' Mat	7	\$94.43
447.78X3X5BK	3' x 5' Mat	18	211.67
447.78X2X75BK	2' x 75' Roll	176	1,998.34
447.78X3X75BK	3' x 75' Roll	264	2,855.89
447.78X4X75BK	4' x 75' Roll	351	3,806.36
9/16" THICKNESS			
447.916X2X3BK	2' x 3' Mat	5	\$59.66
447.916X3X5BK	3' x 5' Mat	13	149.24
447.916X2X75BK	2' x 75' Roll	125	1,572.17
447.916X3X75BK	3' x 75' Roll	187	2,239.81
447.916X4X75BK	4' x 75' Roll	250	2,986.09

SOLID MATTING



Diamond-Plate Spongecote with WOW! Finish Matting

- **WOW! finish prevents mats from sliding on any floor.**
- **Thick, premium ergonomics.**
- **Unique polymer is permanently tacky and easy to remove.**
- **Works right out of the box.**

WOW!, a special finish that prevents mats from sliding in use, is no exception. UltraSoft Diamond-Plate SpongeCote with WOW! has taken the most premium UltraSoft products to the next level. This new "Gold Standard" has a tough diamond surface, extra-thick ergonomic build, and keeps mats safely in place. PVC surface with Nitril Infused Sponge with a lifetime warranty. FOB Shipping Point.





DIAMOND-PLATE SPONGECOTE WITH WOW! FINISH MATTING				
Product No.	Thickness	Size	Wt. (lbs.)	Price Ea.
BLACK WITH YELLOW BORDERS				
815.916X2X3BYL	7/16"	2' x 3' Mat	7	\$61.76
815.916X3X5BYL	7/16"	3' x 5' Mat	18	142.20
815.916X3X75BYL	7/16"	3' x 75' Roll	218	2,130.43

Rubber DP SpongeCote® Matting

- **Best Nitricell Sponge.**
- **Unparalleled customization to any shape or size.**
- **Available in 7/8" and 9/16" thickness.**

Rubber DP elevates Diamond-Plate to the next level of resilience, traction, and ergonomics. More traction prevents slips; chemical resistant surface means longer life, and an ignition point of over 500 degrees means deflected sparks and shards for welding. Natural rubber surface and NSF certified. FOB Shipping Point.




Product No.	RUBBER DP SPONGECOTE® MATTING			Wt. (lbs.)	Price Ea.
	Thickness	Size			
RUBBER DP SPONGECOTE - BEVELED BLACK					
446.916X2X3BK	7/16"	2' x 3' Mat	6		\$59.66
446.916X3X5BK	7/16"	3' x 5' Mat	14		149.24
446.916X3X75BK	7/16"	3' x 75' Roll	205		2,239.81
446.916X4X75BK	7/16"	4' x 75' Roll	274		2,986.09
RUBBER DP SPONGECOTE ULTRA - BEVELED BLACK					
446.78X2X3BK	7/8"	2' x 3' Mat	8		94.43
446.78X3X5BK	7/8"	3' x 5' Mat	19		211.67
446.78X3X75BK	7/8"	3' x 75' Roll	282		2,855.89
446.78X4X75BK	7/8"	4' x 75' Roll	375		3,806.36

Diamond-Plate Select

- **Chemical and abrasion resistant.**
- **Flex-Link sponge base.**
- **Used in dry industrial and commercial applications.**

Diamond Plate Select is the mid-range offering within our most popular family of anti-fatigue mats. It is the "Better" version of our exclusive Good-Better-Best Diamond Plate product line. Only Wearwell brings you a choice of Diamond Plate solutions...depending on your budget, durability requirements, level of customization, and sponge preference. Diamond Plate Select features our "Flex-Link" sponge underlayment, a dense, closed-cell PVC foam designed to provide solid, stable anti-fatigue performance. FOB Shipping Point.



Product No.	DIAMOND-PLATE SELECT			Wt. (lbs.)	Price Ea.
	Thickness	Size			
BLACK					
495.916X2X3BK	7/16"	2' x 3' Mat		7	\$31.36
495.916X3X5BK	7/16"	3' x 5' Mat		17	76.59
495.916X3X75BK	7/16"	3' x 75' Roll		251	1,081.66
BLACK WITH YELLOW BORDERS					
495.916X2X3BYL	7/16"	2' x 3' Mat		7	35.76
495.916X3X5BYL	7/16"	3' x 5' Mat		17	82.29
ULTRASOFT BLACK					
495.1516X2X3BK	15/16"	2' x 3' Mat		10	41.21
495.1516X3X5BK	15/16"	3' x 5' Mat		22	104.24
ULTRASOFT BLACK WITH YELLOW BORDERS					
495.1516X2X3BYL	15/16"	2' x 3' Mat		10	45.57
495.1516X3X5BYL	15/16"	3' x 5' Mat		22	113.86




SKYMASTER® HD & DE-FLEX™ SERIES MATTING



Justrite Safety Group


Skymaster® HD Series



This modular ergonomic matting system is made of high quality, heavy duty rubber. It is well suited for dry industrial environments but also compounded to handle oils and coolants. The Skymaster® HD series is available in 3' x 3' molded modular tiles that interlock to create custom-designed matting solutions for any work station. Its additional curved designs make the sky the limit on configurations that meet the needs of today's industrial work cells. A 3/8" thick worker platform with an ergonomic bubble pattern provides maximum

anti-fatigue comfort and traction to prevent slip hazards.

Unique features in this series are the inner and outer curves. 461 Skymaster® HD Niru® Ramp is made from a 100% nitrile base rubber compound. Ramp lengths fit the male/female interlocking system and are beveled to prevent tripping hazards. The I-Curve™, or inner curve, is 45-degrees and the O-Curve™, or outer curve, is 22.4-degrees. Both connect effortlessly to the Skymaster® HD series creating configurations for corners, S-Curves, half-moons and complete circles. FOB Shipping Point.




Available Compounds;

- Natural Rubber
- 100% Niru® Rubber
- ESD (Electro Static Discharge)
- Fire Retardant (FR)

SKYMASTER® HD ESD				
Product No.	Size W x L	Thickness	Wt. (lbs.)	Price Ea.
463S0033BL	3 x 3'	3/8"	22	\$92.65
SKYMASTER® HD - ESD I-CURVE™ (INNER CURVE)				
433SC045BL	3'-45 DEGREE	3/8"	9.5	52.08
SKYMASTER® HD - ESD O-CURVE™ (OUTER CURVE)				
443SC045BL	3'-22.5 DEGREE	3/8"	14.1	41.99

SKYMASTER® HD NIRU®				
Product No.	Size W x L	Thickness	Wt. (lbs.)	Price Ea.
462S0033BL	3 x 3'	3/8"	22	\$120.85
SKYMASTER® HD - NIRU® I-CURVE™ (INNER CURVE)				
432SC045BL	3'-45 DEGREE	3/8"	9.5	62.72
SKYMASTER® HD - NIRU® O-CURVE™ (OUTER CURVE)				
442SC045BL	3'-22.5 DEGREE	3/8"	14.1	67.43

SKYMASTER® HD NATURAL RUBBER				
Product No.	Size W x L	Thickness	Wt. (lbs.)	Price Ea.
460S0033BL	3 x 3'	3/8"	22	\$59.91
SKYMASTER® HD - NATURAL RUBBER I-CURVE™ (INNER CURVE)				
430SC045BL	3'-45 DEGREE	3/8"	9.5	34.19
SKYMASTER® HD - NATURAL RUBBER O-CURVE™ (OUTER CURVE)				
446SC045BL	3'-22.5 DEGREE	3/8"	14.1	32.31



Skymaster™ HD Shown above.

SKYMASTER® HD - NIRU® RAMP					
Product No.	Description	Size W x L	Thickness	Wt. (lbs.)	Price Ea.
461M0003BL	Male-Black	2 x 36'	3/8"	0.88	\$11.87
461F0003BL	Female-Black	2 x 36'	3/8"	0.88	11.87
461M0003YL	Male-Yellow	2 x 36'	3/8"	0.88	11.87
461F0003YL	Female-Yellow	2 x 36'	3/8"	0.88	11.87
SKYMASTER® HD - NIRU® I-CURVE™ RAMPS					
431MC003BL	Male-Black	3'-45 DEGREE	3/8"	1.10	8.28
431MC003YL	Male-Yellow	3'-45 DEGREE	3/8"	1.10	8.28
SKYMASTER® HD O-CURVE™ RAMPS					
481MC003BL	Male-Black	3'-22.5 DEGREE	3/8"	1.10	8.20
481MC003YL	Male-Yellow	3'-22.5 DEGREE	3/8"	1.10	8.20
481FC015BL	Female-Black	3'-22.5 DEGREE	3/8"	1.10	8.20
481FC015YL	Female-Yellow	3'-22.5 DEGREE	3/8"	1.10	8.20

SKYMASTER® HD - NIRU® FR				
Product No.	Size W x L	Thickness	Wt. (lbs.)	Price Ea.
465S0033BL	3 x 3'	3/8"	22	\$131.45
SKYMASTER® HD - NIRU® FR I-CURVE™ (INNER CURVE)				
435SC045BL	3'-45 DEGREE	3/8"	9.5	70.31
SKYMASTER® HD - NIRU® FR O-CURVE™ (OUTER CURVE)				
445SC045BL	3'-22.5 DEGREE	3/8"	14.1	76.64


De-Flex® Series Matting System

De-Flex® is an extremely comfortable heavy duty anti-fatigue matting system with a popular diamond plate traction surface that can be easily assembled for coverage of large areas or individual workstation mats. The modular rubber tiles are designed with a universal double-locking system on all sides to ensure an extra strong yet seamless connection for fast installation. The platform insulates the worker from the hard ground while the bulleted domes underneath allow the mat to bend and flex with every movement. **De-Flex® Niru®** is made of 100% nitrile rubber compound that provides the highest resistance to chemicals, cutting fluids, oils and greases.

De-Flex® ESD is formulated to drain static electricity from workers and to safeguard against static shocks and protect equipment. Unique extended optional ramps prevent tripping and allows cart access with smart beveling solutions for inside and outside corners. FOB Shipping Point.

Available Compounds;

- Natural Rubber
- 100% Niru® Rubber
- ESD (Electro Static Discharge)



DE-FLEX® NATURAL RUBBER				
Product No.	Size W x L	Thickness	Wt. (lbs.)	Price Ea.
570S1818BL	18 x 18"	3/4"	8	\$24.11
DE-FLEX® NIRU® RUBBER				
572S1818BL	18 x 18"	3/4"	8	42.23
DE-FLEX® ESD				
573S1818BL	18 x 18"	3/4"	8	39.04
RAMPS				
571S0036BL	36"L. Black	3/4"	2	39.01
571S0036YL	36"L. Yellow	3/4"	2	39.01


ENTRANCE MATTING INDOOR/OUTDOOR




WaterHog® & WaterHog Diamond®

Durable, stain-resistant mats with a unique bi-level design that traps dirt and moisture, keeping your floors clean, dry, and safe. FOB Shipping Point.

- **Clean & Dry** - Bi-level surface effectively scrapes dirt and moisture from shoes, trapping it beneath shoe level to prevent tracking; water dam border holds moisture keeping it off your floors.
- **Durable** - Reinforced rubber nubs prevent pile from crushing and extend the performance life of the mat.
- **Fade & Stain-Resistant** - Solution-dyed PET fabric is resistant to staining, dries quickly, and will not fade or rot.
- **Safe** - Beveled edges provide a safe transition from floor to mat; certified high-traction by the National Floor Safety Institute (NFSI).
- **Eco-Friendly** - SBR rubber backing contains 20% post-consumer recycled rubber from car tires; PET surface is made from 97% recycled content reclaimed from plastic.
- Available with a waffle pattern or diamond pattern and your choice of classic rubber border or fashion fabric border.



WaterHog®



WaterHog® Diamond



WaterHog®
Waffle Pattern




WaterHog®
Diamond Pattern

WATERHOG® (WAFFLE DESIGN)					
CLASSIC MAT (RUBBER BORDER)			FASHION MAT (FABRIC BORDER)		
SMOOTH BACKING FOR HARD SURFACES			SMOOTH BACKING FOR HARD SURFACES		
Size	Wt. (lbs.)	Product No.	Price Ea.	Product No.	Price Ea.
3' x 4'	9	H200XX34170	\$77.59	H280XX34170	\$69.95
3' x 5'	12	H200XX35170	97.02	H280XX35170	87.31
3' x 8'	17	H200XX38170	179.07	H280XX38170	161.15
3' x 10'	21	H200XX310170	193.98	H280XX310170	174.95
3' x 12'	26	H200XX312170	268.56	H280XX312170	241.69
3' x 16'	35	H200XX316170	358.07	H280XX316170	322.28
4' x 6'	18	H200XX46170	155.19	H280XX46170	139.95
4' x 8'	23	H200XX48170	238.74	H280XX48170	214.85
4' x 10'	29	H200XX410170	258.69	H280XX410170	232.83
4' x 12'	35	H200XX412170	358.07	H280XX412170	322.28
4' x 16'	47	H200XX416170	477.44	H280XX416170	429.70
6' x 8'	35	H200XX68170	358.07	H280XX68170	322.28
6' x 12'	52	H200XX612170	537.13	H280XX612170	483.41
CLEATED BACKING FOR CARPETED SURFACES			CLEATED BACKING FOR CARPETED SURFACES		
3' x 4'	9	H200XX34070	77.59	H280XX34070	69.95
3' x 5'	12	H200XX35070	97.02	H280XX35070	87.31
3' x 8'	17	H200XX38070	179.07	H280XX38070	161.15
3' x 10'	21	H200XX310070	193.98	H280XX310070	174.95
3' x 12'	26	H200XX312070	268.56	H280XX312070	241.69
3' x 16'	35	H200XX316070	358.07	H280XX316070	322.28
4' x 6'	18	H200XX46070	155.19	H280XX46070	139.95
4' x 8'	23	H200XX48070	238.74	H280XX48070	214.85
4' x 10'	29	H200XX410070	258.69	H280XX410070	232.83
4' x 12'	35	H200XX412070	358.07	H280XX412070	322.28
4' x 16'	47	H200XX416070	477.44	H280XX416070	429.70
6' x 8'	35	H200XX68070	358.07	H280XX68070	322.28
6' x 12'	52	H200XX612070	537.13	H280XX612070	483.41

WATERHOG® DIAMOND					
CLASSIC MAT (RUBBER BORDER)			FASHION MAT (FABRIC BORDER)		
SMOOTH BACKING FOR HARD SURFACES			SMOOTH BACKING FOR HARD SURFACES		
Size	Wt. (lbs.)	Product No.	Price Ea.	Product No.	Price Ea.
3' x 4'	9	H208XX34170	\$69.95	H221XX34170	\$69.95
3' x 5'	12	H208XX35170	87.32	H221XX35170	87.32
3' x 8'	17	H208XX38170	169.13	H221XX38170	169.13
3' x 10'	20	H208XX310170	174.95	H221XX310170	174.95
3' x 12.2'	25	H208XX312170	245.60	H221XX312170	245.60
3' x 16'	33	H208XX316170	322.27	H221XX316170	322.27
4' x 6'	18	H208XX46170	139.95	H221XX46170	139.95
4' x 8.4'	22	H208XX48170	220.13	H221XX48170	220.13
4' x 10'	26	H208XX410170	232.82	H221XX410170	232.82
4' x 12.2'	32	H208XX412170	327.50	H221XX412170	327.50
4' x 16'	42	H208XX416170	429.70	H221XX416170	429.70
6' x 8.4'	25	H208XX68170	338.23	H221XX68170	338.23
6' x 12.2'	50	H208XX612170	491.23	H221XX612170	491.23
CLEATED BACKING FOR CARPETED SURFACES			CLEATED BACKING FOR CARPETED SURFACES		
3' x 4'	9	H208XX34070	69.95	H221XX34070	69.95
3' x 5'	12	H208XX35070	87.32	H221XX35070	87.32
3' x 8.4'	18	H208XX38070	169.13	H221XX38070	169.13
3' x 10'	20	H208XX310070	174.95	H221XX310070	174.95
3' x 12.2'	25	H208XX312070	245.60	H221XX312070	245.60
3' x 16'	33	H208XX316070	322.27	H221XX316070	322.27
4' x 6'	18	H208XX46070	139.95	H221XX46070	139.95
4' x 8.4'	22	H208XX48070	220.13	H221XX48070	220.13
4' x 10'	26	H208XX410070	232.82	H221XX410070	232.82
4' x 12.2'	32	H208XX412070	327.50	H221XX412070	327.50
4' x 16'	42	H208XX416070	429.70	H221XX416070	429.70
6' x 8.4'	25	H208XX68070	338.23	H221XX68070	338.23
6' x 12.2'	50	H208XX612070	491.23	H221XX612070	491.23

Replace XX in Product No. with Color Code: Bordeaux-60, Charcoal-54, Dark Brown-52, Evergreen-59, Medium Brown-51, Medium Gray-57, Navy-61, Red/Black-55



WaterHog Impressions HD®

Your custom logo or message digitally printed on a WaterHog mat. These mats are ideal for use as a slip-resistant entrance mat to showcase your custom logo/artwork, or in any area where moisture, tracking, or dripping occurs. FOB Shipping Point.

- **Clean & Dry** - Bi-level surface effectively scrapes dirt and moisture from shoes, trapping it beneath shoe level to prevent tracking; water dam border holds moisture keeping it off your floors.
- **Durable** - Reinforced rubber nubs prevent pile from crushing and extend the performance life of the mat.
- **Safe** - Beveled edges provide a safe transition from floor to mat; certified high-traction by National Floor Safety Institute (NFSI).
- **ECO-Friendly** - These mats are made with PET, a type of polyester yarn that features 80% recycled content reclaimed from plastic.



WATERHOG IMPRESSIONS HD®			
Product No.	Size	Wt. (lbs.)	Price Ea.
H2381034160	3' x 4'	8	\$254.61
H2381035160	3' x 5'	9	280.65
H23810310160	3' x 10'	18	476.19
H23810312160	3' x 12'	22	614.14
H23810316160	3' x 16'	29	833.33
H2381046160	4' x 6'	15	370.04
H2381048160	4' x 8'	21	523.38
H2381068160	6' x 8'	28	740.07
H23810612160	6' x 12'	44	1,068.55



ENTRANCE MATTING OUTDOOR




Brush Hog™


Coarse nylon fibers aggressively remove dirt and moisture from shoes to keep your floors clean and dry. FOB Shipping Point.

- **Clean** - The turf-pile construction aggressively scrapes dirt from shoes and filters moisture and dirt away from the mat surface; drainable borders.
- **Fade Resistant** - Solution-dyed nylon will not fade in sunlight.
- **Safe** - Certified high-traction by the National Floor Safety Institute (NFSI).

BRUSH HOG™						
Burgundy Product No.	Charcoal Product No.	Navy Product No.	Size	Thickness	Wt. (lbs.)	Price Ea.
H395435100	H395135100	H395235100	3' x 5'	¾"	10	\$139.34
H395446100	H395146100	H395246100	4' x 6'	¾"	14	222.93
H395468100	H395168100	H395268100	6' x 8'	¾"	32	445.88



Burgundy



Charcoal



Navy

SuperScape™

Molded tread surface cleats effectively scrape tough dirt and grime from shoes. FOB Shipping Point.

- **Clean** - Surface cleats effectively remove and trap dirt and sand below shoe level to prevent tracking.
- **Safe** - Slip-resistant even in wet environments; certified high-traction by the National Floor Safety Institute (NFSI).
- **Durable** - Grease/oil proof and chemical resistant.
- **Easy to Clean** - Lightweight flexible design ensures easy handling and cleaning (shake off soil and hose off).

SUPERSCAPE™				
Product No.	Size	Thickness	Wt. (lbs.)	Price Ea.
H55550253100	2½' x 3'	¾"	7	\$49.62
H5555035100	3' x 5'	¾"	13	99.29
H55550310100	3' x 10'	¾"	26	198.60
H5555046100	4' x 6'	¾"	20	158.87




SuperScape Plus®

Multi-directional molded tread pattern effectively scrapes tough dirt and grime from shoes with unique drainable borders that help filter off the mat. FOB Shipping Point.

- **Clean** - Multi-directional surface cleats effectively remove and trap dirt and sand below shoe level to prevent tracking; drainable borders filter water off mat.
- **Safe** - Slip-resistant even in wet environments; certified high-traction by the National Floor Safety Institute (NFSI).
- **Durable** - Grease/oil proof and chemical resistant.
- **Easy to Clean** - Lightweight flexible design ensures easy handling and cleaning (shake off soil and hose off).

SUPERSCAPE PLUS®				
Product No.	Size	Thickness	Wt. (lbs.)	Price Ea.
H55580253100	2½' x 3'	¾"	7	\$49.62
H5558035100	3' x 5'	¾"	13	99.29
H55580310100	3' x 10'	¾"	26	198.60
H5558046100	4' x 6'	¾"	20	158.87



ANTI-FATIGUE MATTING




Hog Heaven®

These anti-fatigue mats are designed to provide comfort and durability in a variety of harsh conditions. FOB Shipping Point.

- **Comfortable** - High-density nitrile-blended cushion helps eliminate pressure to the lower back and legs, providing superior comfort.
- **Safe** - Certified high-traction by the National Floor Safety Institute (NFSI); sloped edges provide a safe transition from floor to mat.
- **Durable** - Nitrile-blended cushion provides years of useful service life; cushion is molded, not glued, to the nitrile rubber surface so it will not separate; edges will not crack or curl.
- **Versatile** - Welding safe; ESD rating of electrically conductive; chemical resistant; surface is grease/oil proof and cushion is grease/oil resistant.
- Available in 5/8" or 7/8" thickness with solid black or with OSHA-approved caution yellow borders on two sides.

HOG HEAVEN® - 5/8" THICK					
Size	Wt. (lbs.)	BLACK		BLACK W/YELLOW STRIPED BORDER	
		Product No.	Price Ea.	Product No.	Price Ea.
2' x 3'	6	H421023100	\$55.81	H423223100	\$68.24
3' x 5'	16	H421035100	134.95	H423235100	156.53
3' x 12'	38	H4210312100	329.95	H4232312100	383.34
4' x 6'	26	H421046100	224.36	H423246100	250.28
4.8' x 8'	42	H4210488100	403.36	H4232488100	451.45
CUSTOM CUT LENGTHS - UP TO 60'			Price Per Linear Ft.	Price Per Linear Ft.	
2' W.	1.92/Lin. Ft.	H421020100	20.90	H423220100	24.93
3' W.	2.88/Lin. Ft.	H421030100	31.34	H423230100	37.40
4' W.	4.32/Lin. Ft.	H421040100	41.81	H423240100	49.88
5' W.	5.16/Lin. Ft.	H421050100	59.59	H423250100	66.74
CUSTOM CUT LENGTHS - ABOVE 60' (100' MAX LENGTH).			Price Per Linear Ft.	Price Per Linear Ft.	
2' W.	1.92/Lin. Ft.	H4210200100	24.03	H4232200100	28.67
3' W.	2.88/Lin. Ft.	H4210300100	36.05	H4232300100	43.00
4' W.	4.32/Lin. Ft.	H4210400100	48.07	H4232400100	57.38
5' W.	5.16/Lin. Ft.	H4210500100	68.50	H4232500100	76.76
HOG HEAVEN® - 7/8" THICK					
2' x 3'	6	H422023100	\$65.95	H424223100	\$76.95
3' x 5'	15	H422035100	156.60	H424235100	175.95
3' x 12'	39	H4220312100	380.40	H4242312100	427.24
4' x 6'	27	H422046100	254.14	H424246100	280.09
4.8' x 8'	43	H4220488100	457.69	H4242488100	512.90
CUSTOM CUT LENGTHS - UP TO 60'			Price Per Linear Ft.	Price Per Linear Ft.	
2' W.	2.16/Lin. Ft.	H422020100	23.95	H424220100	27.59
3' W.	3.24/Lin. Ft.	H422030100	35.38	H424230100	41.36
4' W.	4.56/Lin. Ft.	H422040100	47.19	H424240100	55.19
5' W.	5.4/Lin. Ft.	H422050100	67.22	H424250100	75.29
CUSTOM CUT LENGTHS - ABOVE 60' (100' MAX LENGTH).			Price Per Linear Ft.	Price Per Linear Ft.	
2' W.	2.16/Lin. Ft.	H4220200100	27.10	H4242200100	31.72
3' W.	3.24/Lin. Ft.	H4220300100	40.67	H4242300100	47.59
4' W.	4.56/Lin. Ft.	H4220400100	54.28	H4242400100	63.48
5' W.	5.4/Lin. Ft.	H4220500100	77.31	H4242500100	86.59



Hog Heaven III® Comfort Modular Tiles

A customizable matting solution for virtually any configuration that offers outstanding anti-fatigue qualities and performs in various environments including those with oil, grease, and chemicals. FOB Shipping Point.

- **Comfortable** - High-density, closed-cell nitrile rubber cushion provides excellent anti-fatigue qualities to reduce the pain and fatigue associated with standing for long periods of time.
- **Safe** - Certified high-traction by the National Floor Safety Institute (NFSI); beveled edges provide a safe transition from floor to mat and will not crack or curl.
- **Durable** - Nitrile-blended cushion provides years of useful service life and is molded, not glued, to the nitrile rubber surface so it will not separate.
- **Versatile** - Welding safe; grease/oil resistant; chemical resistant; ESD rating of electrically conductive.
- Tiles are 3/4" thick and available with black or OSHA-approved yellow striped border.

HOG HEAVEN III® COMFORT MODULAR TILES						
BLACK BORDER				YELLOW STRIPED BORDER		
Size	Description	Wt. (lbs.)	Product No.	Price Ea.	Product No.	Price Ea.
18" x 18"	Center Tile	5	H447102100	\$58.46	-	-
18" x 21½"	Side Tile	5	H447103100	70.05	H447104100	\$60.36
21½" x 21½"	Corner Tile	4	H447101100	45.73	H447105100	75.02



Middle Tile



Side Tile




Corner Tile

Hog Heaven III® Comfort Linkable Mats

A customizable matting solution for large areas (long runs) that offers outstanding anti-fatigue qualities and performs in various environments including those with oil, grease, and chemicals. FOB Shipping Point.

- **Comfortable** - High-density, closed-cell nitrile rubber cushion provides excellent anti-fatigue qualities to reduce the pain and fatigue associated with standing for long periods of time.
- **Safe** - Beveled edges provide a safe transition from floor to mat and will not crack or curl.
- **Durable** - Nitrile-blended cushion provides years of useful life, and is molded, not glued, to the nitrile rubber surface so it will not separate.
- **Versatile** - Welding safe; grease/oil resistant; chemical resistant; ESD rating of electrically conductive.
- Mats are 3/4" thick and available with black or OSHA-approved yellow striped border.

HOG HEAVEN III® COMFORT LINKABLE MATS						
BLACK BORDER				YELLOW STRIPED BORDER		
Size	Description	Wt. (lbs.)	Product No.	Price Ea.	Product No.	Price Ea.
36" x 43 3/4"	Middle Mat	19	H449702100	\$213.56	H449822100	\$221.62
39" x 43 3/4"	End Mat	21	H449701100	213.56	H449821100	221.62



Middle Mat



End Mat

ANTI-FATIGUE MATTING DRY AREAS



Cushion Max™

Typically lasting twice as long as PVC foam anti-fatigue mats, these nitrile-blended foam mats are designed to withstand grease, oil, and chemicals. FOB Shipping Point.

- **Comfortable** - 5/8" nitrile-blended closed-cell foam provides excellent anti-fatigue properties.
- **Durable** - Diamond-pattern surface provides increased durability compared to ribbed surfaces which tend to peel and shave.
- **Safe** - Beveled edges provide a safe transition from floor to mat; certified high-traction by the National Floor Safety Institute (NFSI).
- Grease and oil resistant; chemical resistant.

CUSHION MAX™				
Product No.	Size	Thickness	Wt. (lbs.)	Price Ea.
H414023100	2' x 3'	5/8"	4	\$37.95
H414035100	3' x 5'	5/8"	8	83.74
H4140312100	3' x 12'	5/8"	18	200.98
H414046100	4' x 6'	5/8"	12	134.00
CUSTOM CUT LENGTHS UP TO 60'				Price Per Linear Ft.
H414030100	3' W.	5/8"	1.68	19.31
H414040100	4' W.	5/8"	1.92	26.55
CUSTOM CUT LENGTHS - ABOVE 60' (100' MAX LENGTH)				Price Per Linear Ft.
H4140300100	3' W.	5/8"	1.68	19.31
H4140400100	4' W.	5/8"	1.92	26.55



Cushion Max
H414



Happy Feet®


Happy Feet is a heavy-duty anti-fatigue mat that features a dense foam cushion encapsulated in nitrile rubber, making it suitable for both wet and dry environments. FOB Shipping Point.

- **Comfortable** - 1/2" dense foam cushion and nitrile rubber surface provide excellent anti-fatigue qualities.
- **Safe** - Certified high-traction by the National Floor Safety Institute (NFSI).
- **Durable** - Nitrile rubber surface is penetration proof; borders will not crack or curl.
- **Versatile** - Welding safe; grease/oil proof; chemical resistant; ESD rating of electrically conductive.
- Available in two surface types: Textured Surface for dry/damp environments or Grip Surface for wet environments where additional traction is needed.
- Available with solid black or with OSHA-approved yellow striped borders.

HAPPY FEET®			
Product No.	Size	Wt. (lbs.)	Price Ea.
HAPPY FEET - TEXTURED, BLACK BORDER			
H465023000	2' x 3'	11	\$76.95
H465035000	3' x 5'	25	192.34
HAPPY FEET - TEXTURED YELLOW STRIPED BORDER			
H466223000	2' x 3'	11	85.05
H466235000	3' x 5'	25	212.60
HAPPY FEET - GRIP, BLACK BORDER			
H475023000	2' x 3'	11	76.95
H475035000	3' x 5'	25	192.34
HAPPY FEET - GRIP, YELLOW STRIPED BORDER			
H476223000	2' x 3'	11	85.05
H476235000	3' x 5'	25	212.60



Grip Surface



Textured Surface

Complete Comfort™

Complete Comfort mats are ergonomically superior anti-fatigue mats designed for dry or damp environments. FOB Shipping Point.

- **Comfortable** - 5/8" thick nitrile-blended foam provides superior anti-fatigue properties.
- **Clean** - Anti-microbial treatment provides lifetime protection from odors and degradation.
- **Safe** - Beveled edges provide a safe transition from floor to mat; certified high-traction by the National Floor Safety Institute (NFSI).
- **Easy to Clean** - Lightweight and flexible for easy handling and cleaning.
- Grease and oil resistant; chemical resistant.

COMPLETE COMFORT™			
Product No.	Size	Wt. (lbs.)	Price Ea.
H494023900	2' x 3'	7	\$79.64
H494035900	3' x 5'	14	199.05
H494046900	4' x 6'	20	318.47
H4940375900	3' x 75' Roll	189	3,571.88



ANTI-FATIGUE MATTING WET AREAS



Comfort Flow™

Comfort Flow is a flow-through mat with excellent anti-fatigue properties designed for wet areas where grease, oil, and chemicals may be present. FOB Shipping Point.

- **Clean** - Drainage holes allow liquid to flow through; lifetime anti-microbial treatment prevents odors and degradation.
- **Safe** - Beveled edges provide a safe transition from floor to mat; certified high-traction by the National Floor Safety Institute (NFSI).
- **Comfortable** - High-density closed-cell nitrile rubber foam provides excellent anti-fatigue qualities.
- **Versatile** - Grease and oil proof; chemical resistant; welding safe.
- **Easy to Clean** - Lightweight flexible design ensures easy handling and cleaning.

COMFORT FLOW™			
Product No.	Size	Wt. (lbs.)	Price Ea.
H420123900	2' x 3'	6	\$54.95
H420135900	3' x 5'	13	111.54
H420139900	3' x 9'	24	223.07
H420146900	4' x 6'	19	178.36



Cushion Station™

These anti-fatigue mats feature nitrile foam designed to withstand grease, oil, and chemicals. They are anti-microbially treated to prevent odors and have drainage holes for use in wet areas. FOB Shipping Point.

- **Comfortable** - 7/16" nitrile rubber foam provides excellent anti-fatigue properties.
- **Clean** - Anti-microbial treatment provides lifetime protection from odors and degradation.
- **Safe** - Beveled edges provide a safe transition from the floor to the mat; certified high-traction by the National Floor Safety Institute (NFSI).
- **Versatile** - Grease/oil proof; chemical resistant; welding safe.
- **Easy to Clean** - Flexible construction makes this mat easy to clean; can be autoclave sterilized.

CUSHION STATION™ (WITH HOLES)			
Product No.	Size	Wt. (lbs.)	Price Ea.
H371023900	2' x 3.2'	8	\$65.95
H371035900	3.2' x 5.3'	22	169.10
H371038900	3.2' x 8.3'	34	268.26
H37103125900	3.2' x 12.3'	50	405.14
H37103168900	3.2' x 16.1'	66	542.02
H3710320900	3.2' x 20.1'	83	679.52
H3710459900	4' x 5.9'	35	238.34
H371048900	4' x 8.3'	43	335.38
H37104125900	4' x 12.3'	63	506.45
H37104161900	4' x 16.1'	84	656.19
H3710420900	4' x 20.1'	104	849.41



Hog Heaven III® Drainable Modular Tiles & Linkable Mats

Hog Heaven III Drainable Modular Tiles and Linkable Mats are flow-through tiles/mats with excellent anti-fatigue properties designed for wet areas where grease, oil, and chemicals may be present. The linkable mats provide a customizable matting solution for large areas (long runs) while the modular tiles are customizable for virtually any configuration. FOB Shipping Point.

- **Comfortable** - High-density, closed-cell nitrile rubber provides excellent anti-fatigue qualities to help reduce the pain and fatigue associated with standing for long periods of time.
- **Safe** - Drainage holes allow liquid to flow through; beveled edges provide a safe transition from floor to mat and will not crack or curl.
- **Durable** - Nitrile rubber provides years of useful life and can withstand the rigors of almost any industrial environment.
- **Versatile** - Welding safe; grease/oil proof; chemical resistant; ESD rating of electrically conductive.
- Mats and tiles are 3/4" thick.

Product No.	Description	Wt. (lbs.)	Price Ea.
HOG HEAVEN III DRAINABLE MODULAR TILES-BLACK BORDER			
H441101100	18" Center	7	\$57.14
H441102100	18" Side	8	65.67
H441103100	18" Corner	10	67.81
HOG HEAVEN III DRAINABLE MODULAR TILES-YELLOW STRIPED BORDER			
H441104100	18" Side	8	67.38
H441105100	18" Corner	10	70.80
HOG HEAVEN III DRAINABLE LINKABLE MATS-BLACK BORDER			
H441301100	Middle	32	262.70
H441302100	End	36	266.96
HOG HEAVEN III DRAINABLE LINKABLE MATS-YELLOW STRIPED BORDER			
H441421100	Middle	32	269.52
H441422100	End	36	276.33



Linkable Mats



Modular Tiles

INDOOR MATTING



ColorStar®

ColorStar mats feature the latest innovation in dying technology and PET carpet made with 100% post-consumer recycled plastic, making them exceptionally fade resistant and eco-friendly. FOB Shipping Point.

- **Eco-Friendly** - ColorStar mats are made with PET (polyethylene terephthalate), a type of polyester yarn that features 100% recycled content reclaimed from plastic drink bottles.
- **Fade & Stain-Resistant** - PET yarn is naturally stain resistant, has excellent color-fastness, and is resistant to fading from repeated cleaning.
- **Safe** - Certified high-traction by the National Floor Safety Institute (NFSI).
- **Customizable** - Available as ColorStar Impressions with your logos and designs digitally printed at 76 dpi, making fine details, shading and 3D images achievable.
- Available in Charcoal, Gray, or Midnight Blue.

Charcoal Product No.	Gray Product No.	COLORSTAR® Midnight Blue Product No.	Size	Thickness	Wt. (lbs.)	Price Ea.
SBR FULL CLEATED BACKING - FOR CARPETED SURFACES						
H1001335540	H1001135540	H1002535540	3' x 5'	3/8"	7	\$75.26
H10013310540	H10011310540	H10025310540	3' x 10'	3/8"	15	150.48
H1001346540	H1001146540	H1002546540	4' x 6'	3/8"	11	120.39
H1001368540	H1001168540	H1002568540	6' x 8'	3/8"	24	309.43
SBR SMOOTH BACKING - FOR HARD SURFACES						
H1001335140	H1001135140	H1002535140	3' x 5'	3/8"	7	75.26
H10013310140	H10011310140	H10025310140	3' x 10'	3/8"	15	150.48
H1001346140	H1001146140	H1002546140	4' x 6'	3/8"	11	120.39
H1001368140	H1001168140	H1002568140	6' x 8'	3/8"	24	309.43
SBR UNIVERSAL CLEATED BACKING - FOR ALL SURFACES						
H1001335040	H1001135040	H1002535040	3' x 5'	3/8"	7	75.26
H10013310040	H10011310040	H10025310040	3' x 10'	3/8"	15	150.48
H1001346040	H1001146040	H1002546040	4' x 6'	3/8"	11	120.39
H1001368040	H1001168040	H1002568040	6' x 8'	3/8"	24	309.43




Classic Brush™

Extra-course nylon fibers blended with traditional nylon carpet fibers create excellent scraping and wiping action for maximum soil-stopping power.

FOB Shipping Point.

- **Superior Dirt-Stopping Power** - Course nylon fibers scrape and wipe dust and dirt from shoes.
- **Resilient** - High-twist, heat-set nylon resists crushing to better trap dirt and extend the useful life of the mat.
- **Fade Resistant** - Solution-dyed nylon won't fade in sunlight or with repeated cleaning; impervious to bleach.
- **Safe** - Certified high-traction by the National Floor Safety Institute (NFSI).
- Available in Onyx or Sapphire.




Onyx Product No.	Sapphire Product No.	Size	Thickness	Wt. (lbs.)	Price Ea.
COLORSTAR® SBR FULL CLEATED BACKING - FOR CARPETED SURFACES					
H1108235540	H1108435040	3' x 5'	3/8"	9	\$89.98
H11082310540	H11084310540	3' x 10'	3/8"	15	179.95
H1108246540	H1108446040	4' x 6'	3/8"	12	143.92
H11082610540	H11084610540	6' x 10'	3/8"	32	483.84
SBR SMOOTH BACKING - FOR HARD SURFACES					
H1108235140	H1108435540	3' x 5'	3/8"	9	89.98
H11082310140	H11084310140	3' x 10'	3/8"	15	179.95
H1108246140	H1108446540	4' x 6'	3/8"	12	143.92
H11082610140	H11084610140	6' x 10'	3/8"	32	483.84
SBR UNIVERSAL CLEATED BACKING - FOR ALL SURFACES					
H1108235040	H1108435140	3' x 5'	3/8"	9	89.98
H11082310040	H11084310040	3' x 10'	3/8"	15	179.95
H1108246040	H1108446140	4' x 6'	3/8"	12	143.92
H11082610040	H11084610040	6' x 10'	3/8"	32	483.84

GetFit StandUp® Mat

These anti-fatigue desk mats provide workers with a comfortable, healthy alternative to sitting throughout their workday, eliminating the negative effects on the body associated with sitting for long periods of time. FOB Shipping Point.

- **Comfortable** - 5/8" nitrile-blended cushion provides excellent anti-fatigue properties and alleviates pain from extended standing.
- **Safe** - Beveled edges provide a seamless transition from floor to mat: edges will not crack or curl.
- **Stain-Resistant** - Recycled PET fabric is eco-friendly and resistant to staining.
- Available in Coal Black, Cobalt Blue, Cocoa Brown, and Granite.

Product No.	Size	Wt. (lbs.)	Price Ea.
H444352232107	22" x 32"	5	\$53.65
H444352250107	22" x 50"	7	81.75
H444352260107	22" x 60"	8	92.95
H444353447107	34" x 47"	10	109.95
H444353460107	34" x 60"	12	143.42




Coal Black



Cobalt Blue




Cocoa Brown




Granite


INDOOR/OUTDOOR ENTRANCE MATTING




Smoke




Charcoal



Walnut




Beige



Blue



Hunter
Green



Red/Black

Deluxe Olefin Matting



- Color fast, non-staining olefin fiber is bonded to a solid vinyl base.
- Soaks up over 1 gallon of water per square yard.

Removes dirt and moisture with ease. Looks great too. Vinyl edge on all 4 sides. $\frac{3}{8}$ " thick. Available in Smoke, Charcoal, Walnut, Beige, Blue, Hunter Green, and Red/Black – please specify. FOB Shipping Point.


DELUXE OLEFIN			
Product No.	Size	Wt. (lbs.)	Price Ea.
HSO-34	3' x 4'	9	\$29.57
HSO-35	3' x 5'	11	36.92
HSO-36	3' x 6'	14	44.34
HSO-310	3' x 10'	23	73.85
HSO-46	4' x 6'	18	59.08
HSO-48	4' x 8'	24	78.80
HSO-360	3' x 60'	135	443.17/Roll
HSO-460	4' x 60'	180	590.91/Roll
HSO-660	6' x 60'	270	886.37/Roll

CUSTOM LENGTH*		Price Per Square Foot	
HSO-3SPC	3' x Length	1 lb.	\$3.11
HSO-4SPC	4' x Length	per	3.11
HSO-6SPC	6' x Length	sq.ft.	3.11


*Max. Length 60'




Pepper




Cocoa




Blue



Solid Gray



Russet Red



Moss Green

Tough Rib Matting

- Indoor-outdoor mat features high-density fibers and dirt-trapping rib design.
- Uniquely built for demanding heavy traffic, high soil areas.

Extra coarse denier solution dyed polypropylene fibers. Rugged non-staining vinyl backing with vinyl borders on 4 sides. Cleans by vacuuming, sweeping or hosing. $\frac{3}{8}$ " thick. Available in Pepper, Blue, Cocoa, Solid Gray, Russet Red and Moss Green – please specify. FOB Shipping Point.

TOUGH RIB			
Product No.	Size	Wt. (lbs.)	Price Ea.
HTR-23	2' x 3'	6	\$16.83
HTR-34	3' x 4'	12	33.66
HTR-35	3' x 5'	15	42.11
HTR-36	3' x 6'	18	50.51
HTR-310	3' x 10'	30	84.17
HTR-46	4' x 6'	24	67.34
HTR-48	4' x 8'	32	89.77
HTR-3	3' x 60'	180	505.02/Roll
HTR-4	4' x 60'	240	673.37/Roll
HTR-6	6' x 60'	360	1,010.03/Roll

CUSTOM LENGTH*		Price Per Square Foot	
HTR-3SPC	3' x Length	1 lb.	\$2.82
HTR-4SPC	4' x Length	per	2.82
HTR-6SPC	6' x Length	sq.ft.	2.82


*Max. Length 60'

Royale Matting


- Heavyweight construction for use in high-traffic areas.
- Crush-resistant carpet surface traps debris and moisture.

Heavyweight recycled rubber backing minimizes movement on carpet and hard floor surfaces. The dual fiber needlepunch carpet dries quickly, resists staining and fading and the specially designed bi-level surface effectively scrapes debris from passing shoes. Double border keeps debris and moisture off the floor. Available in Onyx, FOB Shipping Point.

ROYALE MATTING			
Product No.	Size	Wt. (lbs.)	Price Ea.
HRM23	2' x 3'	8	\$23.20
HRM35	3' x 5'	20	57.97
HRM46	4' x 6'	31	92.75



Royale Matting Available Color



Onyx

Chevron Matting


- A unique Chevron pattern is woven elegantly to rival the appearance of high quality carpeting.
- Durable needle punched polypropylene.

Hose off or vacuum when dry for easy cleaning. Vinyl backing with vinyl borders on 4 sides. $\frac{3}{8}$ " thick. Available in Slate Blue, Charcoal, Brown, or Burgundy – please specify. FOB Shipping Point.

CHEVRON			
Product No.	Size	Wt. (lbs.)	Price Ea.
HCV-34	3' x 4'	9	\$48.09
HCV-35	3' x 5'	11	60.12
HCV-36	3' x 6'	14	72.17
HCV-310	3' x 10'	23	120.23
HCV-46	4' x 6'	18	96.18
HCV-48	4' x 8'	24	128.26
HCV-360	3' x 60'	135	721.46/Roll
HCV-460	4' x 60'	180	961.97/Roll
HCV-660	6' x 60'	270	1,442.94/Roll

CUSTOM LENGTH*		Price Per Square Foot	
HCV-3SPC	3' x Length	.75 lb.	\$5.02
HCV-4SPC	4' x Length	per	5.02
HCV-6SPC	6' x Length	sq. ft.	5.02

*Max. Length 60'



Brown



Burgundy



Charcoal



Slate Blue

ANTI-FATIGUE MATTING

Diamond Surface Anti-Fatigue Matting

- Choose from three thicknesses: $\frac{1}{8}$ ", $\frac{1}{4}$ " and $\frac{1}{2}$ ".
- Anti-fatigue mat.

Rugged diamond surface provides great traction and wear characteristics. This anti-fatigue mat is great for any industrial work area needing comfort. Features beveled edges for added safety. Surface resists common fluids, and is non-flammable. Thick foam technology provides great resilience and enhanced worker comfort while standing. Three year warranty on wear and delamination. Three thicknesses to choose from: $\frac{1}{8}$ ", $\frac{1}{4}$ " and $\frac{1}{2}$ ". Available in Black or Black with Yellow safety border. FOB Shipping Point.

$\frac{1}{8}$ " Thickness

% ¹ / ₈ " DIAMOND SURFACE ANTI-FATIGUE MATTING						
BLACK			YELLOW BORDER			
Size W x L	Product No.	Wt. (lbs.)	Price Ea.	Product No.	Wt. (lbs.)	Price Ea.
2 x 3'	HDS9-23B	9	\$41.00	HDS9-23YB	9	\$44.54
3 x 5'	HDS9-35B	21	102.45	HDS9-35YB	21	111.32
3 x 10'	HDS9-310B	45	204.92	HDS9-310YB	45	222.66
FULL ROLLS						
2 x 75'	HDS9-275B	225	\$1,024.60	HDS9-275YB	225	\$1,113.26
3 x 75'	HDS9-375B	337	1,536.91	HDS9-375YB	337	1,669.91
4 x 75'	HDS9-475B	450	2,049.22	HDS9-475YB	450	2,226.54
CUSTOM LENGTHS UP TO 75'			Price Per Sq. Ft.	Price Per Sq. Ft.		
2'W. x Length	HDS9-2SPCB	1.5/sq. ft.	\$7.17	HDS9-2SPCYB	1.5/sq. ft.	\$7.42
3'W. x Length	HDS9-3SPCB	1.5/sq. ft.	7.17	HDS9-3SPCYB	1.5/sq. ft.	7.42
4'W. x Length	HDS9-4SPCB	1.5/sq. ft.	7.17	HDS9-4SPCYB	1.5/sq. ft.	7.42

$\frac{1}{4}$ " Thickness

1/4" DIAMOND SURFACE ANTI-FATIGUE MATTING						
BLACK			YELLOW BORDER			
Size W x L	Product No.	Wt. (lbs.)	Price Ea.	Product No.	Wt. (lbs.)	Price Ea.
2 x 3'	HDS11-23B	10	\$50.69	HDS11-23YB	10	\$55.05
3 x 5'	HDS11-35B	24	126.75	HDS11-35YB	24	137.62
3 x 10'	HDS11-310B	48	253.52	HDS11-310YB	48	275.20
FULL ROLLS						
2 x 75'	HDS11-275B	250	\$1,267.62	HDS11-275YB	250	\$1,375.98
3 x 75'	HDS11-375B	380	1,901.43	HDS11-375YB	380	2,063.98
4 x 75'	HDS11-475B	500	2,535.25	HDS11-475YB	500	2,751.98
CUSTOM LENGTHS UP TO 75'			Price Per Sq. Ft.	Price Per Sq. Ft.		
2'W. x Length	HDS11-2SPCB	1.6/sq. ft.	\$8.85	HDS11-2SPCYB	1.6/sq. ft.	\$9.63
3'W. x Length	HDS11-3SPCB	1.6/sq. ft.	8.85	HDS11-3SPCYB	1.6/sq. ft.	9.63
4'W. x Length	HDS11-4SPCB	1.6/sq. ft.	8.85	HDS11-4SPCYB	1.6/sq. ft.	9.63

$\frac{1}{2}$ " Thickness


¹⁵ / ₁₆ " DIAMOND SURFACE ANTI-FATIGUE MATTING						
BLACK			YELLOW BORDER			
Size W x L	Product No.	Wt. (lbs.)	Price Ea.	Product No.	Wt. (lbs.)	Price Ea.
2 x 3'	HDS15-23B	12	\$55.45	HDS15-23YB	12	\$60.43
3 x 5'	HDS15-35B	30	138.57	HDS15-35YB	30	151.06
3 x 10'	HDS15-310B	60	269.74	HDS15-310YB	60	302.12
FULL ROLLS						
2 x 75'	HDS15-275B	300	\$1,385.85	HDS15-275YB	300	\$1,510.63
3 x 75'	HDS15-375B	450	2,078.77	HDS15-375YB	450	2,265.95
4 x 75'	HDS15-475B	600	2,771.68	HDS15-475YB	600	3,021.26
CUSTOM LENGTHS UP TO 75'			Price Per Sq. Ft.	Price Per Sq. Ft.		
2'W. x Length	HDS15-2SPCB	2/sq. ft.	\$9.68	HDS15-2SPCYB	2/sq. ft.	\$10.58
3'W. x Length	HDS15-3SPCB	2/sq. ft.	9.68	HDS15-3SPCYB	2/sq. ft.	10.58
4'W. x Length	HDS15-4SPCB	2/sq. ft.	9.68	HDS15-4SPCYB	2/sq. ft.	10.58

Strong Step


- Black Diamond Embossed.
- $\frac{1}{2}$ " Thickness.

Outlasts traditional one layer foam mats three to one. Dual density foam is a cost effective alternative to other laminated foam mats. Two layers with an extra tough surface layer provides long wearing durability. Limited three year warranty against wear and delamination. FOB Shipping Point.

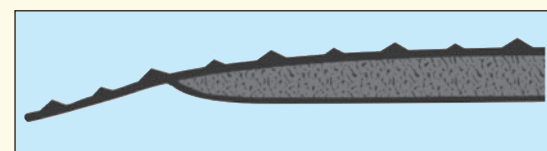
STRONG STEP			
Product No.	Size	Wt. (lbs.)	Price Ea.
HAS-23	2 x 3'	6	\$20.80
HAS-35	3 x 5'	13	52.02
HAS-310	3 x 10'	26	104.03
ROLLS			
HAS-260	2 x 60'	102	\$380.94
HAS-360	3 x 60'	150	571.42
HAS-460	4 x 60'	204	761.88
CUSTOM LENGTHS UP TO 60'		Wt./Sq. Ft.	Price/Sq. Ft.
HAS-2SPC	2'W. x Length	1	\$3.82
HAS-3SPC	3'W. x Length	1	3.82
HAS-4SPC	4'W. x Length	1	3.82



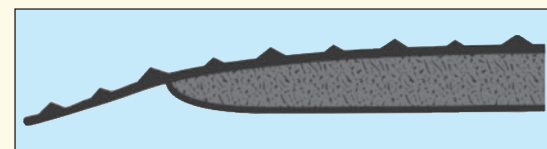
Diamond Surface in Black



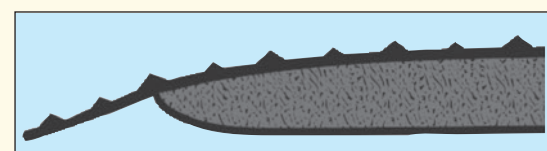
Diamond Surface in Black with Yellow Safety Border





$\frac{1}{8}$ " Thick Diamond Surface




$\frac{1}{4}$ " Thick Diamond Surface



$\frac{1}{2}$ " Thick Diamond Surface



ERGONOMIC SPONGE MATTING



Soft Spun Matting

- Ideal for "picking lines" with fragile items to prevent loss from breakage.
- Sponge vinyl matting reduces fatigue, protects floors and controls noise.

Perfect for checkout and service stations. Choose Pebble or Ribbed finish matting. Available in Black, Gray or Black with Yellow border. Custom cut lengths available to 60'. FOB Shipping Point.

SOFT SPUN-PEBBLE FINISH								
			BLACK		GRAY		YELLOW BORDER	
Size	Thickness	Wt. (lbs.)	Product No.	Price Ea.	Product No.	Price Ea.	Product No.	Price Ea.
2 x 3'	3/8"	4	HSSP-23	\$18.55	HSSP-23-G	\$18.55	HSSP-23-Y	\$19.94
3 x 5'	3/8"	10	HSSP-35	46.40	HSSP-35-G	46.40	HSSP-35-Y	49.85
ROLLS								
2 x 60'	3/8"	78	HSSP-3824	332.31	HSSP-3824-G	332.31	HSSP-3824-Y	361.32
3 x 60'	3/8"	117	HSSP-3836	498.46	HSSP-3836-G	498.46	HSSP-3836-Y	541.98
4 x 60'	3/8"	156	HSSP-3848	664.62	HSSP-3848-G	664.62	HSSP-3848-Y	722.63
CUSTOM CUT*	Wt./Sq. Ft.	Price/Sq. Ft.	Price/Sq. Ft.	Price/Sq. Ft.				
2' x length	3/8"	0.72	HSSP-2SPC	3.32	HSSP-2SPC-G	3.32	HSSP-2SPC-Y	3.60
3' x length	3/8"	0.72	HSSP-3SPC	3.32	HSSP-3SPC-G	3.32	HSSP-3SPC-Y	3.60
4' x length	3/8"	0.72	HSSP-4SPC	3.32	HSSP-4SPC-G	3.32	HSSP-4SPC-Y	3.60
SOFT SPUN-RIBBED FINISH								
			BLACK		GRAY		YELLOW BORDER	
Size	Thickness	Wt. (lbs.)	Product No.	Price Ea.	Product No.	Price Ea.	Product No.	Price Ea.
2 x 3'	3/8"	4	HSSR-23	\$18.55	HSSR-23-G	\$18.55	HSSR-23-Y	\$19.94
3 x 5'	3/8"	10	HSSR-35	46.40	HSSR-35-G	46.40	HSSR-35-Y	49.85
ROLLS								
2 x 60'	3/8"	78	HSSR-3824	332.31	HSSR-3824-G	332.31	HSSR-3824-Y	361.32
3 x 60'	3/8"	117	HSSR-3836	498.46	HSSR-3836-G	498.46	HSSR-3836-Y	541.98
4 x 60'	3/8"	156	HSSR-3848	664.62	HSSR-3848-G	664.62	HSSR-3848-Y	722.63
CUSTOM CUT*	Wt./Sq. Ft.	Price/Sq. Ft.	Price/Sq. Ft.	Price/Sq. Ft.				
2' x length	3/8"	0.72	HSSR-2SPC	3.32	HSSR-2SPC-G	3.32	HSSR-2SPC-Y	3.60
3' x length	3/8"	0.72	HSSR-3SPC	3.32	HSSR-3SPC-G	3.32	HSSR-3SPC-Y	3.60
4' x length	3/8"	0.72	HSSR-4SPC	3.32	HSSR-4SPC-G	3.32	HSSR-4SPC-Y	3.60

*Max. length 60'

Corrugated Matting

- All purpose runner combines durable protection for floors with easy maintenance.
- V-Ribbed surface provides sure-footed traction.
- Great for automotive and machine shop areas.

All-purpose, flexible 3/8" PVC runner allows for improved safety. 100% PVC compound resists grease, oil and other common chemicals. Available with anti-fatigue 3/8" PVC surface bonded to a 3/8" closed-cell foam base for added comfort. No Glue Bond means no delamination, extending the life of your mat. Custom cut lengths on runners to 105'; custom cut lengths on anti-fatigue matting to 75'. FOB Shipping Point.



3/8" Corrugated Seventh Heaven with Wide Rib



3/8" Corrugated Runner Bonded to 3/8" Base

1/8" CORRUGATED RUNNER						
CORRUGATED			WIDE RIB			
Size	Product No.	Wt. (lbs.)	Price Ea.	Product No.	Wt. (lbs.)	Price Ea.
2 x 105'	HCR-BK24	142	\$462.25	HWR-BK24	142	\$462.25
3 x 105'	HCR-BK36	208	693.37	HWR-BK36	208	693.37
4 x 105'	HCR-BK48	277	924.49	HWR-BK48	277	924.49
2' x Length*	HCR-BK24SPC	.7 sq. ft.	2.32/sq. ft.	HWR-BK24SPC	.7 sq. ft.	2.32/sq. ft.
3' x Length*	HCR-BK36SPC	.7 sq. ft.	2.32/sq. ft.	HWR-BK36SPC	.7 sq. ft.	2.32/sq. ft.
4' x Length*	HCR-BK48SPC	.7 sq. ft.	2.32/sq. ft.	HWR-BK48SPC	.7 sq. ft.	2.32/sq. ft.
1/2" CORRUGATED SEVENTH HEAVEN WITH WIDE RIB						
BLACK			YELLOW BORDER			
2 x 3'	HCSH23	8	\$41.15	HCSH23-YB	8	\$46.83
3 x 5'	HCSH35	20	102.83	HCSH35-YB	20	117.00
3 x 10'	HCSH310	40	205.66	HCSH310-YB	40	234.08
2' x Length**	HCSHC24	1.3 sq. ft.	6.85/sq. ft.	HCSHC24-YB	1.3 sq. ft.	7.80/sq. ft.
3' x Length**	HCSHC36	1.3 sq. ft.	6.85/sq. ft.	HCSHC36-YB	1.3 sq. ft.	7.80/sq. ft.
4' x Length**	HCSHC48	1.3 sq. ft.	6.85/sq. ft.	HCSHC48-YB	1.3 sq. ft.	7.80/sq. ft.

*Max. length 105' **Max. length 75'



Marbleized Cushion Matting

- Ideal for service counters and assembly lines.
- Attractive long lasting durable surface resists common chemicals.

A marbleized PVC surface is bonded to a closed cell sponge base for maximum comfort. Easy to clean surface allows for use of common solvents and chemicals without causing damage. Edges are beveled for safety. 1/2" thick. Not guaranteed against damage from high heels, casters or stool legs. Available in Black/White, Blue and Gray/Black/White – please specify. FOB Shipping Point.

MARBLEIZED CUSHION MATTING			
Product No.	Size	Wt. (lbs.)	Price Ea.
HMCM-2436	2 x 3'	9	\$46.51
HMCM-3660	3 x 5'	23	116.26
ROLLS			
HMCM-260	2 x 60'	180	929.09
HMCM-360	3 x 60'	270	1,393.62
HMCM-460	4 x 60'	360	1,858.17
CUSTOM CUT*		Wt./Sq. Ft.	Price/Sq. Ft.
HMCM-24LF	2' x Length	1.5	7.74
HMCM-36LF	3' x Length	1.5	7.74
HMCM-48LF	4' x Length	1.5	7.74

*Max. length 60'

ANTI-FATIGUE DRAINAGE MATS

Kushion Safe & Kushion Safe Deluxe

- Available with GritTuff™ surface for increased traction and safety.
- Cushion support reduces fatigue and helps prevent accidents.
- Molded beveled edges to increase safety and reduce tripping.

Drainage holes allow liquids and waste to pass through matting. Nibs elevate mat above the surface to allow easy drainage of fluids away from mat. Ideal for dry, wet, oily and greasy industrial workstations, workcells, bar and kitchen areas or food processing workstations. GritTuff™ mats have a durable, abrasive surface for increased traction in wet or dry areas.

GritTuff™ available in Black only. Custom configurations available -- call dealer for details

Kushion Safe

Lighter weight for easier handling and cleaning. 1/2" thick rubber drainage mat. Available in grease-proof red, grease-resistant black or black GritTuff™. FOB Shipping Point.


Kushion Safe Deluxe

Thick 7/8" rubber construction eases workers fatigue and increases productivity. Grease-proof red recommended for areas using harsh industrial fluids and greases. Also available in grease-resistant black or black GritTuff™. FOB Shipping Point.



Black

Red



GritTuff™ increases traction, adds durability and is impervious to fluids.



X-Connector is an easy way to join multiple Kushion Safe Deluxe mats together to cover larger areas.

Size	GREASE-RESISTANT BLACK			KUSHION SAFE GREASE-PROOF RED			GRITTUFF™		
	Product No.	Wt. (lbs.)	Price Ea.	Product No.	Wt. (lbs.)	Price Ea.	Product No.	Wt. (lbs.)	Price Ea.
3 x 5'	H30035	23	\$59.62	H30535	23	\$71.49	H30135	30	\$95.34
3 x 10'	H300310	45	153.80	H305310	45	182.62	H301310	60	226.08
3 x 15'	H300315	68	235.82	H305315	68	279.46	H301315	90	335.74
3 x 20'	H300320	90	315.23	H305320	90	370.97	H301320	120	444.74


Size	KUSHION SAFE DELUXE GREASE-RESISTANT BLACK			GREASE-PROOF RED			GRITTUFF™		
	Product No.	Wt. (lbs.)	Price Ea.	Product No.	Wt. (lbs.)	Price Ea.	Product No.	Wt. (lbs.)	Price Ea.
3 x 5'	H31135	36	\$92.51	H31235	36	\$152.52	H31335	44	\$108.66
3 x 10'	H311310	72	218.71	H312310	72	338.05	H313310	87	271.83
3 x 15'	H311315	108	325.18	H312315	108	512.22	H313315	131	407.68

H392720920 X-connector for Kushion Safe Deluxe. Black only. Wt. .063 (lbs.) Price Ea. \$3.68


Modular Kushion Safe

- Available with GritTuff™ surface for increased traction and safety.
- Built-in interlocking connectors to securely connect one or more sections to cover large areas.
- Available in solid deck style or with drainage holes.


Ideal for oily, greasy workstations, bar and kitchen areas, food processing work cells and more. 5/8" thick rubber construction helps relieve fatigue and increases productivity. Styles with drainage holes allow liquid and waste to pass through matting. Smaller sections for easy handling and cleaning. Available in Grease-Resistant Black or Grease-Proof Red. Solid Deck and GritTuff™ available in Black only. FOB Shipping Point.



GritTuff™ with Drainage Holes



GritTuff™ with Solid Deck



Easily assembles together for larger work areas.



Size	MODULAR KUSHION SAFE (DRAINAGE HOLES) GREASE-RESISTANT BLACK			GREASE-PROOF RED		
	Product No.	Wt. (lbs.)	Price Ea.	Product No.	Wt. (lbs.)	Price Ea.
3 x 3'	H30733	22	\$48.78	H30833	22	\$57.14
Size	MODULAR KUSHION SAFE (SOLID DECK) GREASE-RESISTANT BLACK			GRITTUFF™ MODULAR KUSHION SAFE (DRAINAGE HOLES) GREASE-RESISTANT BLACK		
	Product No.	Wt. (lbs.)	Price Ea.	Product No.	Wt. (lbs.)	Price Ea.
3 x 3'	H31533	24	\$60.83	-	-	-
3 x 3'	H30933	22	\$63.15	-	-	-
Size	GRITTUFF™ MODULAR KUSHION SAFE (SOLID DECK) GREASE-RESISTANT BLACK			GRITTUFF™ MODULAR KUSHION SAFE (SOLID DECK) GREASE-PROOF RED		
	Product No.	Wt. (lbs.)	Price Ea.	Product No.	Wt. (lbs.)	Price Ea.
3 x 3'	H31733	27	\$101.35	-	-	-

Safety Grit Anti-Slip Tape

- Suitable for industrial, food service or recreational applications.
- Provides sure footing from water, grease or oils.

Safe traction is assured with this tough adhesive-backed grit surface. Mineral particle surface on adhesive Mylar backing. Carbide grit surface. Available in Black. 1/16" thick. FOB Shipping Point.



Size	SAFETY GRIT ANTI-SLIP		Product No.	Price Per Box of 50
	Wt. (lbs.)	50/Box		
5 1/2" x 5 1/2"	7		H3100-5X5.5	\$91.22
6" x 24"	15		H3100-6X24	\$79.12
Size	Wt. Per Roll		ROLLS	Price Per Roll
	Wt. (lbs.)	50/Box		
1" x 60'	1.7		H3100-1	\$33.08
2" x 60'	3.4		H3100-2	71.22
3" x 60'	5.1		H3100-3	99.23
4" x 60'	6.8		H3100-4	132.09
6" x 60'	9		H3100-6	196.71
12" x 60'	18		H3100-12	403.52

Standard color is Black.

WET AREA MATTING

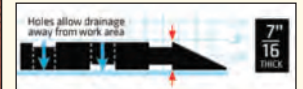



Dynamic Flow™ Foam Rubber Reversible Mat

- Reversible, ergonomic foam rubber 100% nitrile.
- Great for industrial workstations.

Popular food service mat with drainage holes that provides excellent traction for slippery floors. Reversible design can be flipped over, extending its usable life. Made from grease-resistant nitrile foam rubber (NBR). Universal design, perfect for kitchens, soda stations or entrance doors. Choose from Red 100% Nitrile or Black Nitrile SBR Blend. FOB Shipping Point.

DYNAMIC FLOW™ FOAM RUBBER REVERSIBLE MAT						
Size	Thickness	Wt. (lbs.)	Red Product No.	Price Ea.	Black Product No.	Price Ea.
3 x 5'	7/8"	18	H39-394-0101-3X5	\$134.62	H39-394-0923-3X5	\$122.31
3 x 10'	7/8"	36	H39-394-0101-3X10	269.23	H39-394-0923-3X10	246.15
3 x 15'	7/8"	54	H39-394-0101-3X15	400.00	H39-394-0923-3X15	363.85
3 x 20'	7/8"	72	H39-394-0101-3X20	526.15	H39-394-0923-3X20	480.92



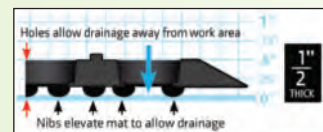
Workstep™ Cutting Fluid-Resistant Mat

- For workstations exposed to aggressive cutting fluids.

Lightweight rubber drainage mat for easy handling and cleaning. The Workstep™ mat features a comfortable anti-fatigue design with beveled edges. Gray in color. FOB Shipping Point.

Product No.	WORKSTEP™ CUTTING FLUID-RESISTANT MAT			Price Ea.
	Size W x L	Thickness	Wt. (lbs.)	
H39-192-0700-3X5	3 x 5'	1/2"	16	\$136.31
H39-192-0700-3X10	3 x 10'	1/2"	32	310.77
H39-192-0700-3X15	3 x 15'	1/2"	48	459.23
H39-192-0700-3X20	3 x 20'	1/2"	64	609.23

CUTTING FLUID-RESISTANT



Performa™ Cutting Fluid-Resistant Modular Mat

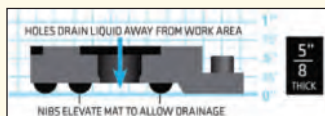
- Built-in connectors make it easy to create custom matting areas.

Popular anti-fatigue mat manufactured from a hard-wearing rubber compound. Mats have connectors on two sides, making mats easy to join together to build a larger matting area in any direction. Nib backing elevates mat above the surface for improved drainage. FOB Shipping Point.

Product No.	PERFORMA™ CUTTING FLUID-RESISTANT MODULAR MAT			Price Ea.
	Size W x L	Thickness	Wt. (lbs.)	
H39-191-0900-3X3	3 x 3'	3/8"	10	\$85.54

Optional borders available - call for details.

CUTTING FLUID-RESISTANT



APACHE INDUSTRIAL MATTING

9/16" Diamond Foot™

- Industrial grade anti-fatigue matting.
- Durable PVC surface bonded to a closed-cell ergonomic PVC foam base.

Industry favorite diamond pattern provides an abrasion and slip-resistant surface. Surface resists common fluids, most chemicals and is nonflammable. Beveled edges on all mats.


Limited 3-Year guarantee against wear and delamination. Custom configurations are available. FOB Shipping Point.



9/16" Overall Thickness

DIAMOND FOOT™ BLACK				DIAMOND FOOT™ BLACK/YELLOW			
Product No.	Size W x L	Wt. (lbs.)	Price Ea.	Product No.	Wt. (lbs.)	Price Ea.	
H39065090023	2 x 3'	9	\$38.31	H390650900323	9	\$41.54	
H39065090035	3 x 5'	21	95.77	H390650900335	21	103.85	
H390650900310	3 x 10'	45	191.54	H3906509003310	45	207.69	
H390650900275	2 x 75'	225	957.69/Roll	H3906509003275	225	1,038.46/Roll	
H390650900375	3 x 75'	337	1,436.54/Roll	H3906509003375	337	1,557.69/Roll	
H390650900475	4 x 75'	450	1,915.38/Roll	H3906509003475	450	2,076.92/Roll	
CUSTOM LENGTH*			Price Per Sq. Ft.	CUSTOM LENGTH*			Price Per Sq. Ft.
H3906509002X	2' x length	1.5 lb.	6.71	H39065090032X	1.5 lb.	7.28	
H3906509003X	3' x length	per sq. ft.	6.71	H39065090033X	per sq. ft.	7.28	
H3906509004X	4' x length	sq. ft.	6.71	H39065090034X	sq. ft.	7.28	

*Max. length 75'



11/16" Overall Thickness

Supreme SlipTech™

- Provides unparalleled comfort compared to other composite mats.
- Aggressive NEW 3/16" "RUBBERIZED" durable top surface is bonded to 1/2" ErgoFlex™ anti-fatigue foam.
- Significant INCREASE in coefficient of friction when compared to the best wear-surfaces in the industry.

Revolutionary surface outlasts other surface materials and provides improved traction and comfort by adding an extra layer of comfort to the mat surface. Wear-surface will resist most common chemicals. Beveled edges on all mats and rolls. 3 year limited warranty against wear and delamination. FOB Shipping Point.

SUPREME SLIPTECH™ BLACK				SUPREME SLIPTECH™ BLACK/YELLOW			
Product No.	Size W x L	Wt. (lbs.)	Price Ea.	Product No.	Wt. (lbs.)	Price Ea.	
H39136090023	2 x 3'	10	\$46.71	H39136090323	10	\$51.78	
H39136090035	3 x 5'	23	116.77	H39136090335	23	129.46	
H391360900310	3 x 10'	46	233.54	H391360903310	46	258.92	
H391360900260	2 x 60'	183	934.15/Roll	H391360903260	183	1,035.69/Roll	
H391360900360	3 x 60'	274	1,401.23/Roll	H391360903360	274	1,553.54/Roll	
H391360900460	4 x 60'	365	1,868.31/Roll	H391360903460	365	2,071.38/Roll	
CUSTOM LENGTH*			Price Per Sq. Ft.	CUSTOM LENGTH*			Price Per Sq. Ft.
H3913609002X	2' x length	1.66 lb.	8.17	H3913609032X	1.66 lb.	9.06	
H3913609003X	3' x length	per sq. ft.	8.17	H3913609033X	per sq. ft.	9.06	
H3913609004X	4' x length	sq. ft.	8.17	H3913609034X	sq. ft.	9.06	

*Max. length 75'



15/16" Ultimate Diamond Foot™

- Popular 1/8" PVC Diamond surface is bonded to ErgoFlex™ foam.
- Specially formulated Ergo-Flex™ enhanced cell foam provides superior resilience and comfort.

Beveled edges reduce tripping. 3 year limited warranty. Custom configurations are available. FOB Shipping Point.



15/16" Overall Thickness


ULTIMATE DIAMOND FOOT™ BLACK				ULTIMATE DIAMOND FOOT™ BLACK/YELLOW			
Product No.	Size W x L	Wt. (lbs.)	Price Ea.	Product No.	Wt. (lbs.)	Price Ea.	
H39565090023	2 x 3'	12	\$51.78	H395650900323	12	\$56.49	
H39565090035	3 x 5'	30	129.46	H395650900335	30	141.23	
H395650900310	3 x 10'	60	258.92	H3956509003310	60	282.46	
H395650900275	2 x 75'	300	1,294.62/Roll	H3956509003275	300	1,412.31/Roll	
H395650900375	3 x 75'	450	1,941.92/Roll	H3956509003375	450	2,118.46/Roll	
H395650900475	4 x 75'	600	2,589.23/Roll	H3956509003475	600	2,824.62/Roll	
CUSTOM LENGTH*			Price Per Sq. Ft.	CUSTOM LENGTH*			Price Per Sq. Ft.
H3956509002X	2' x length	2.0 lb.	9.06	H39565090032X	2.0 lb.	9.89	
H3956509003X	3' x length	per sq. ft.	9.06	H39565090033X	per sq. ft.	9.89	
H3956509004X	4' x length	sq. ft.	9.06	H39565090034X	sq. ft.	9.89	

*Max. length 75'

ArmorStep™

- 1/2" thick enhanced, wear-resistant top surface naturally bonded to a closed-cell PVC foam base outlasts traditional one-layer foam matting!

A cost effective alternative to other laminated foam-based products. 1/2" thick closed-cell foam structure resists moisture and common chemicals and provides all-day comfort and relief from standing. Beveled edges for increased safety. Limited lifetime warranty against product delamination. FOB Shipping Point.



ARMOR-STEP™			
Product No.	Size	Wt. (lbs.)	Price Ea.
H47270090023	2 x 3'	6	\$18.28
H47270090035	3 x 5'	13	45.69
H472700900310	3 x 10'	26	91.38
H472700900260	2 x 60'	102	334.15/Roll
H472700900360	3 x 60'	153	501.23/Roll
H472700900460	4 x 60'	204	668.31/Roll

7/8" Safety Tru-Tread™

- Heavy duty construction with durable, colored beveled borders.
- Anti-fatigue matting for wet, greasy and dry environments.

Made of grease-resistant black rubber. Mat elevated to drain away fluids. 3-Year limited warranty. FOB Shipping Point.

SAFETY TRU-TREAD™			
Product No.	Size	Wt. (lbs.)	Price Ea.
H465042840	28 x 40"	22	\$79.58
H465044052	40 x 52"	38	146.52
H465044064	40 x 64"	49	153.29
H4650440124	40 x 124"	92	297.55

Border color available in Orange or Yellow -- please specify. 4 sided border pricing shown -- call for 3-sided pricing.


FLOOR MATTING

5/8" Performa™ 100N Grease-Resistant Mats


- Built-in connectors make it easy to create custom matting areas.

This interlocking drainage mat contains the highest level of grease and petroleum resistance and is made of 100% nitrile. It's ideal for demanding industrial and kitchen environments exposed to oil and grease spills. Modular 3 x 3' mats are lightweight and easy to handle for easy clean-up. Will not deteriorate from the effect of petroleum, oils and fats. Nib backing elevates mat above the surface for improved drainage and large holes allows debris to fall through. Choose the gritted surface for extra traction. FOB Shipping Point.

Product No.	Size W x L	Thickness	Wt. (lbs.)	Price Ea.
PERFORMA 100N™ WITH DRAINAGE HOLES				
H39-279-0923-3X3	3 x 3'	5/8"	22	\$89.18
PERFORMA 100N™ GRIT WITH DRAINAGE HOLES				
H39-179-0923-3X3	3 x 3'	5/8"	23	137.49
PERFORMA 100N™ SOLID DECK				
H39-074-0900-3X3	3 x 3'	5/8"	23	150.77
PERFORMA 100N™ SOLID DECK GRIT				
H39-075-0900-3X3	3 x 3'	5/8"	24	187.69



Shown with Yellow Safety Borders (sold separately)



Disinfectant Mat Containment System

- 1/2" Thickness.
- One gallon capacity of containment mat system.

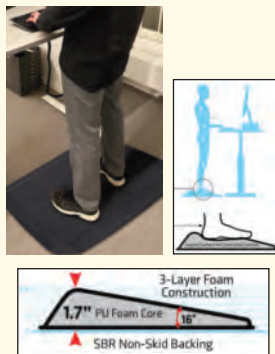
Rubber brushing finger-tips physically remove dirt and debris from the soles of shoes. Recommended that an individual spends at least 60 seconds atop of mat to achieve full effectiveness. Chemically resistant to common disinfectant solutions. Ideal for environments seeking methods to remove contaminants from foot traffic. When used with antimicrobial solution (USEPA approved antimicrobial chemicals are recommended), the mat will provide maximum protection against microbiological organisms that may be tracted in the soles of shoes. This dual combination is designed to effectively maintain a clean workplace environment. FOB Shipping Point.

H3908509000240032, 24" x 36" Mat, Wt. 12 (lbs.) Price Ea. \$67.41

Standing Desk Mats

- Say goodbye to muscle soreness, leg fatigue and knee pain.

Specially engineered design allows workers to maintain a relaxed standing posture for an extended time. Contoured anti-fatigue design is ideal for computer work. The rear part (back area) of the mat features a 1 1/4" thick foam that absorbs the weight of the body through the heel, while the rest of the foot relaxes on a thinner foam. Perfect for working in front of a stand-up desk or service counter. Polyurethane foam core is laminated to a textured non-slip vinyl leatherette surface. FOB Shipping Point.



STANDING DESK MATS				
Product No.	Color	Size	Wt. (lbs.)	Price Ea.
H60-019-1702-02300035	Gray	2 x 3'	10	\$110.77
H60-019-1900-02300035	Black	2 x 3'	10	110.77

KneeSaver™

- Reduces knee and lower back pain.

The KneeSaver™ kneeling mat reduces knee and lower back pain from prolonged kneeling on hard surfaces. Features 1" thick closed-cell nitrile blend, resilient foam. Mat is non-conductive with minimal water absorption. Lightweight with built-in handle for easy carrying and storage. Black in color. FOB Shipping Point.



KNEESAVER™			
Product No.	Size	Wt. (lbs.)	Price Ea.
H39-098-0900-1421	14 x 21"	1	\$20.40
H39-098-0900-1422	12 x 22"	1	18.31
H39-098-0900-1628	16 x 28"	2	31.11
H39-098-0900-1836	18 x 36"	3	45.02

Absorba Select Mat

- Perfect mat for interior or exterior high-traffic areas.
- Classic commercial mat with an absorbent needle-punch carpet surface. Reinforced raised molded pattern scrapes dirt as well as moisture, keeping water below the shoe level. Long-lasting rubber backing and border keeps moisture in the mat and away from indoor flooring. Polypropylene carpet won't fade and dries quickly. Manufactured with no underside grippers providing more area-to-surface contact with the floor. Available in four colors, Pepper (1902), Gray (1702), Brown (1402) and Navy (1501) - - please specify. FOB Shipping Point



ABSORBA SELECT MAT			
Product No.	Size W x L	Wt. (lbs.)	Price Ea.
H76-036-23	2 x 3'	6	\$41.54
H76-036-34	3 x 4'	12	63.14
H76-036-35	3 x 5'	16	78.92
H76-036-310	3 x 10'	31	157.85
H76-036-46	4 x 6'	25	126.28
H76-036-410	4 x 10'	42	210.46



GateKeeper Select Mat

- Perfect mat for interior or exterior high-traffic areas.
- Features an attractive parquet pattern, reinforced with rubber to provide a crush-resistant scraping surface. Tufted Olefin carpet resists fading and provides excellent water absorption. Manufactured with no underside grippers providing more area-to-surface contact with the floor. Available in three colors, Charcoal (1701), Navy (1501) and Walnut (1403) - - please specify. FOB Shipping Point

GATEKEEPER SELECT MAT			
Product No.	Size W x L	Wt. (lbs.)	Price Ea.
H76-081-23	2 x 3'	6	\$41.54
H76-081-34	3 x 4'	12	63.14
H76-081-35	3 x 5'	14	78.92
H76-081-310	3 x 10'	29	157.85
H76-081-46	4 x 6'	21	126.28
H76-081-410	4 x 10'	47	210.46



MATTING

Industrial Ergonomic Flooring



- 8-year warranty.

Barefoot® Industrial Ergonomic Flooring:

Patented, Award-winning design provides an abundance of both cushion and support for all weight groups. Made in USA from molded automotive grade rubber that will not bend or curl. 8-Year Warranty. Both a mat and flooring. Each section is modular, with beveled edges and a patented cut-away interlocking strip. Clean-room certified. FOB Shipping Point.

BAREFOOT® INDUSTRIAL ERGONOMIC FLOORING			
Product No.	Description	Wt. (lbs.)	Price Ea.
EPDM STANDARD SOLID- DRY AREAS			
HSBFS34	3' x 4' Solid Mat	16	\$151.80
HSBFS38	3' x 8' Solid Mat	33	355.20
HSBFS310	3' x 10' Solid Mat	41	444.00
HSBFS320	3' x 20' Solid Mat	81	888.00
HSBFS340	3' x 40' Solid Mat	162	1,776.00
HSBFS3100	3' x 100' Solid Mat	405	4,440.00
HSBFS3150	3' x 150' Solid Mat	608	6,660.00
NITRILE DRAIN OIL-RESISTANT			
HNBFD34	3' x 4' Drain Mat	16	\$192.49
HNBFD38	3' x 8' Drain Mat	33	437.76
HNBFD310	3' x 10' Drain Mat	41	547.20
HNBFD320	3' x 20' Drain Mat	81	1,094.40
HNBFD340	3' x 40' Drain Mat	162	2,188.80
HNBFD3100	3' x 100' Drain Mat	405	5,472.00
HNBFD3150	3' x 150' Drain Mat	608	8,208.00

Barefoot® Large Sections




Available in 500 Sizes

Bubble Mat

- Hollow "Air Dome" back provides dozens of air pockets.
- The ultimate anti-fatigue mat for all-day comfort.

Ideal for work stations, cash registers, service counters, industrial settings and more. Molded safety edges on all sides eliminates potential tripping hazards. Resilient rubber construction does not compress over time. Grease and oil resistant. Made of premium black molded rubber -- raised bubble pattern. 1/2" thick. FOB Shipping Point.




BUBBLE MAT			
Product No.	Size	Wt. (lbs.)	Price Ea.
HBM-BK23	2 x 3'	9	\$28.77
HBM-BK34	3 x 4'	23	53.42

Diamond Plate Matting

- Diamond Plate pattern provides an abrasion and slip resistant wear surface.
- For use in high traffic areas.

Diamond Plate runner is 3/8" thick PVC diamond surface runner. The 1/8" Diamond Plate Seventh Heaven has a durable 3/8" PVC surface bonded to a 1/2" thick Ergo-Flex™ foam for increased comfort and resiliency. Non-flammable wear surface resists most common fluids and most chemicals. Beveled edges for safety. Available with optional yellow border for added safety. FOB Shipping Point.



Diamond Plate Seventh Heaven

3/16" DIAMOND PLATE RUNNER					
BLACK			YELLOW BORDER		
Size	Wt. (lbs.)	Product No.	Price Ea.	Product No.	Price Ea.
3 x 75'	203	HDP-3	\$604.80	HDPY-3	\$785.72
3' x length*	.9 sq. ft.	HDP-SPC	2.69/sq. ft.	HDPY-SPC	3.49/sq. ft.
11/16" SUPREME DIAMOND PLATE SEVENTH HEAVEN					
2 x 3'	10	HDP SH23-B	\$48.32	HDP SH23-YB	\$55.55
3 x 5'	24	HDP SH35-B	120.86	HDP SH35-YB	138.91
3 x 10'	48	HDP SH310-B	241.72	HDP SH310-YB	277.80
3' x length*	1.6/sq. ft.	HDP SH36-B	8.06/sq. ft.	HDP SH36-YB	9.25/sq. ft.

*Max. length 75'

1/4" Switchboard Corrugated

- Durable 1/4" PVC corrugated runner improves safety with increased traction.
- Easy to clean surface.

Designed to protect workers from high voltage equipment. Dielectric strength up to 30,000 volts(VAC). Recommended maximum usage - 17,000 volts(VAC). Color Black. Custom sizes available -- check with dealer for pricing. FOB Shipping Point.





1/4" SWITCHBOARD CORRUGATED MATTING							
STANDARD SIZES				CUSTOM CUT ROLLS			
Size	Product No.	Wt. (lbs.)	Price Ea.	Size (Up to 75' Length)	Product No.	Price Per Sq. Ft.	
2 x 75'	H700275	262	\$1,044.92	2' Wide	H7002	\$8.35	
3 x 75'	H700375	400	1,268.31	3' Wide	H7003	7.03	
4 x 75'	H700475	525	2,089.85	4' Wide	H7004	8.35	

Finger Scrape

- High quality, heavy-duty rubber mat that provides long-lasting brush off action.
- Gets dirt and moisture off shoes fast.

Thousands of sturdy yet flexible "bristles" are molded into the mat, which collects mud, slush and snow at the base of the mat. The buoyancy and resilience of the bristles make this a high performance anti-fatigue mat. Slip-resistant base helps keep mat in position. Beveled borders help prevent tripping. Easy to clean -- turn over, shake out or hose off. Black in color. FOB Shipping Point.



Detail


FINGER SCRAPER			
Product No.	Size	Wt. (lbs.)	Price Ea.
H0438022	24 x 32"	10	\$22.03
H0438023	32 x 39"	15	29.69
H0065856	36 x 60"	27	89.00
H0438024	36 x 72"	33	93.18

MATTING

Mat-A-Dor™

• Keep the inside of your building clean.

Mat-A-Dor™ scraper mat is the best-molded rubber fingertip mat in the marketplace. This premium scraper mat will capture the majority of dirt from the soles of shoes keeping the inside of your buildings clean and attractive. This product resists all common acids, alkalis, and salt reducing degradation of the mat. FOB Shipping Point.




MAT-A-DOR™			
Product No.	Size	Wt. (lbs.)	Price Ea.
HMASR42BK	24" x 32"	14	\$65.23
HMASK29BK	32" x 39"	19	\$92.00
HMAFG62BK	36" x 72"	36	148.15

Comfort King

• Total thickness of mat is 3/4".

Comfort King foam has 3x the durability and longevity than traditional sponge mats. The high-density foam is certain to withstand the demands of high-use applications. The added anti-microbial agents will help prevent mold, mildew and bacteria from growing in the facility. Total customizations are available up to 60' long. Available in: Black (BK), Black/Yellow (YB), Blue (BL) and Steel Gray (GY). FOB Shipping Point.



COMFORT KING			
Product No.	Size	Wt. (lbs.)	Price Ea.
HCK0023	2' x 3'	5.5	\$41.54
HCK0035	3' x 5'	12	86.54
HCK0312	3' x 12'	28	207.69
ROLLS			
HCK83824	2' x 60'	90	618.46
HCK83836	3' x 60'	135	927.69
HCK83848	4' x 60'	180	1,236.92
HCK83872	6' x 60'	270	1,855.38

Industrial Deck Plate

• Offered in 1/2" and 3/8" thickness.

Industrial deck plate is the most widely used product in the market. Deck plate top surface is fused to an industrial grade PVC foam backing to offer comfort and relief. Exclusive Fusion technology bonds the layers without the use of glue or adhesives which reduces the possibility of product separation. Durable slip-resistant surface tolerates cart traffic. Contains up to 50% recycled material in top surface. Offered in 1/2" and 3/8" thickness and customization is available in any size or shape. Available in Black deck plate (BK), Gray (GY), or Black with Yellow Borders (YB). FOB Shipping Point.



INDUSTRIAL DECK PLATE - 9/16" THICK			
Product No.	Size	Wt. (lbs.)	Price Ea.
HCD0023	2' x 3'	9	\$66.92
HCD0035	3' x 5'	20	132.69
HCD0312	3' x 12'	47	318.46
ROLLS			
HCDR0024YB-75	2' x 75'	192	1,153.85
HCDR0036YB-75	3' x 75'	288	1,730.77
HCDR0048YB-75	4' x 75'	384	2,307.69
INDUSTRIAL DECK PLATE - 7/8" THICK			
HCD3423	2' x 3'	11	\$92.31
HCD3435	3' x 5'	26	184.62
HCD3432	3' x 12'	61	443.08
ROLLS			
HCDR3424YB-75	2' x 75'	250	1,730.77
HCDR3436YB-75	3' x 75'	375	2,596.15
HCDR3448YB-75	4' x 75'	501	3,461.54

Disinfectant Boot Bath

• Helps prevent contamination of workspace.

Disinfectant Boot Bath is our hygienic boot sanitizer mat used wherever there is a concern for cross-contamination. With the disinfectant solution, boot bath helps prevent contamination of your workspace. Aggressive rubber fingertips scrape the bottom of boots reducing the risk of cross-contamination. 2" raised wall holds disinfectant to reduce splash. FOB Shipping Point.




DISINFECTANT BOOT BATH			
Product No.	Size	Wt. (lbs.)	Price Ea.
HBD3239YB	32" x 39"	37	\$190.69

Safewalk Light

• Total thickness of mat is 1/2".

Safewalk Light is a heavy-duty drainage mat that provides resistance to oil and fats, while keeping employee productivity high. Mat has a low profile with molded beveled border for increase safety. The mat will provide better slip resistance for ceramic and cement flooring. Product comes in Black (rubber) or Terra Cotta (nitrile rubber). Grease-proof Terra Cotta recommended for fry stations, cook lines, and greasy industrial stations. Total thickness of mat is 1/2" and is typically seen in food processing, packaging and cafeteria applications. FOB Shipping Point.



SAFEGWALK LIGHT			
Product No.	Size	Wt. (lbs.)	Price Ea.
GENERAL PURPOSE BLACK			
HWSCT35BK	3' x 5'	27	\$88.85
HWSCT31BK	3' x 10'	54	182.31
HWSCT15BK	3' x 15'	81	273.46
HWSCT32BK	3' x 20'	108	364.62
TERRA COTTA			
HWSCT35TC	3' x 5'	29	136.15
HWSCT31TC	3' x 10'	58	281.54
HWSCT15TC	3' x 15'	87	422.31
HWSCT32TC	3' x 20'	116	563.08

Dust Star

• Improve air quality and cleanliness.

The most efficient and innovative wiper there is, Dust-Star contributes to improving the air quality and cleanliness of your facility. The preventive solution that will keep dirt from spreading onto your floors. Ensures better air quality than any other known entrance mats. NFSI certified for "High-Traction" and is made with antimicrobial agents to prevent the development of germs and mold underneath the mat. The mat has a vinyl blended nitrile rubber specially formulated to resist possible environment damages caused by food, sugar, oil, alcohol. The mat will also resist cracking in extreme temperatures. Available in Charcoal (CH), Marlin Blue (MB), Red (RD), and Walnut (WA). FOB Shipping Point.




DUST STAR			
Product No.	Size	Wt. (lbs.)	Price Ea.
HDS0023	2' x 3'	6	\$37.85
HDS0034	3' x 4'	10	66.46
HDS0035	3' x 5'	12	83.08
HDS0310	3' x 10'	23	166.15
HDS0046	4' x 6'	19	132.92
HDS0410	4' x 10'	31	221.54
ROLLS			
HDSR0036	3' x 60'	135	927.69
HDSR0048	4' x 60'	180	1,236.92
HDSR0072	6' x 60'	270	1,855.38

MATTING

Tuff Spun

• Non-slip surface.

Tuff-Spun Foot-Lover closed-cell PVC sponge optimizes economical comfort and fatigue relief. Relieves stress on knee, foot and ankle joint pressure points. Offers a safe non-slip surface that reduces the risk of falls. Provides better slip resistance and improved insulation than that of ceramic and cement floors. Available in three slip-resistant surfaces: pebble, ribbed, and diamond. Available in Black (BK), Black with Yellow Border (YB) and Gray (GY) Customization available and offered in $\frac{3}{8}$ " and $\frac{1}{2}$ " thickness. FOB Shipping Point.




TUFF SPUN			
Product No.	Size	Wt. (lbs.)	Price Ea.
HSE 3823YB	2' x 3'	4	\$23.08
HSE 3835YB	3' x 5'	9	42.69
HSE 3832YB	3' x 12'	20	102.46
ROLLS			
HSE3824YB	2' x 60'	63	276.92
HSE3836YB	3' x 60'	94	415.38
HSE3848YB	4' x 60'	125	553.85

Sani-Tred

• For use in wet areas.

Sani-Tred is the ultimate matting for use in wet areas where heavy traffic is present. Improves safety by reducing the opportunity for slips and falls in showers, pools, and spas. Inhibits the growth of fungus and bacteria attributed to the spread of athlete's foot. Effective indoors or outdoors. Open grid construction made from non-porous extruded PVC sections. UV resistant (except red) and highly slip resistant. Offered in Blue (OB), Gray (CH) and Red (MR). FOB Shipping Point.




SANI-TRED			
Product No.	Size	Wt. (lbs.)	Price Ea.
HHVR0024	2' x 40'	102	\$1,353.85
HHVR0036	3' x 40'	153	2,030.77
HHVR0048	4' x 40'	204	2,707.69

Oxford-Elite

• An intelligent solution to reduce maintenance costs and protect floors.

Beautifully designed, Oxford Elite combines performance and appearance like no other wiper/scraper. A mix of abrasive and sturdy olefin fibers for well-balanced wiping and scraping performance. Heavyweight attractive surface hides dirt and keeps entrance clean. Made with BactiStop - antimicrobial agent that prevents the development of germs and mold underneath your entrance mat. Vinyl blended nitrile rubber is formulated to resist possible to resist possible environment damages caused by food, sugar, oil, alcohol. Offered in Black/Brown (BR), Black/Burgundy (BU), Black/Gray (GY), Black/Blue (BL) and is $\frac{3}{8}$ " thick. Total customization is also available for any size. FOB Shipping Point.




OXFORD ELITE			
Product No.	Size	Wt. (lbs.)	Price Ea.
HOE 0023	2' x 3'	6	\$39.23
HOE 0034	3' x 4'	11	69.23
HOE 0035	3' x 5'	14	86.54
HOE 0310	3' x 10'	26	173.08
HOE 0046	4' x 6'	20	138.46
HOE 0410	4' x 10'	34	230.77
ROLLS			
HOER0036	3' x 60'	149	969.23
HOER0048	4' x 60'	199	1,292.31
HOER0072	6' x 60'	299	1,938.46

Wear-Bond Tuff-Spun

• Safe, non-slip surface that greatly reduces the risk of falls.

Wear-Bonded Tuff Spun is a good solution for economical comfort and long-term durability. Durable vinyl top offers a long lasting mat material. Intelligent solution to increase worker productivity and motivation while reducing risk of accident. Excellent puncture-resistant surface, which bonds two layers together without the use of adhesives or glue. Offered in diamond or pebble top surface and comes in Black (KD), Black with Yellow borders (YD) and Gray (GP). Only offered at $\frac{1}{2}$ " thick but total customization is available. FOB Shipping Point.



WEAR-BOND TUFF-SPUN			
Product No.	Size	Wt. (lbs.)	Price Ea.
HWB 0023YD	2' x 3'	7	\$51.69
HWB 0035YD	3' x 5'	15	92.31
HWB 0312YD	3' x 12'	34	221.54
ROLLS			
HWBR0024YD-75	2' x 75'	138	842.31
HWBR0036YD-75	3' x 75'	207	1,263.46
HWBR0048YD-75	4' x 75'	276	1,684.62

Pro-Tekt Runner

• Non-slip surface.

Pro-Tekt Runner is slip resistant, chemical resistant and low profile which reduces trip hazards. This product will protect floors at a cost-effective price and is light weight which makes this product easy to move. FOB Shipping Point.



PRO-TEKT RUNNER			
Product No.	Size	Wt. (lbs.)	Price Ea.
HPBR1836BK	2' x 60'	88	\$401.54
HPBR1848BK	3' x 60'	118	535.38
HPBR1872BK	4' x 60'	177	803.08

Rely-On Olefin

• Wiper mat.

Rely-On Olefin is our economical wiper mat available in a wide array of colors to match most decors. As a wiper, Rely-On Olefin plays a major role in the retention of water and fine dust so fewer contaminants enter the building. It helps protect floors with vinyl backing moisture barriers. Affordable solution for small commercial locations, The small profile fits under most doors and can hold up to 1 gallon of water per square yard. Colors offered are: Black (BK), Castellan Red (CR), Charcoal (CH), Evergreen (EG), Marlin Blue (MB), Navy Blue (NB), Pebble Brown (PB), Walnut (WA). Thickness is $\frac{3}{8}$ " thick and total customization is also available for any size. FOB Shipping Point.



RELY-ON OLEFIN			
Product No.	Size	Wt. (lbs.)	Price Ea.
HGS 0023	2' x 3'	5	\$21.69
HGS 0034	3' x 4'	8	36.00
HGS B035	3' x 5' Bulk (100 pcs)	900	4,153.85
HGS 0035	3' x 5'	9	45.00
HGS 0310	3' x 10'	18	90.00
HGS 0046	4' x 6'	14	72.00
HGS 0410	4' x 10'	23	120.00
ROLLS			
HGSR0036	3' x 60'	99	484.62
HGSR0048	4' x 60'	132	646.15
HGSR0072	6' x 60'	198	969.23

SPONGE MATTING



Justrite Safety Group

419 Diamond Sof-Tred™ w/Dyna-Shield®



Diamond Sof-Tred™ is a durable anti-fatigue mat with a non-directional diamond deck plate top surface that allows for sure footing. The Notrax® exclusive Dyna-Shield® sponge is manufactured with a tough protective top layer that provides long lasting wear and is tear resistant with tensile strength. Designed for use in medium duty dry work areas such as labs, packaging stations, and shipping departments. FOB Shipping Point.




DIAMOND SOF-TRED™ W/DYNA SHIELD®							
Size W x L	Thickness	Wt. (lbs.)	Solid Black		Black w/Yellow Borders		Borders Price Ea.
			Product No.	Price Ea.	Product No.	Price Ea.	
2 x 3'	1/2"	5	419S0023BL	\$27.00	419S0023BY	\$27.00	
2 x 6'	1/2"	9.7	419S0026BL	53.97	419S0026BY	53.97	
3 x 4'	1/2"	10	419S0034BL	53.97	419S0034BY	53.97	
3 x 5'	1/2"	12.2	419S0035BL	67.47	419S0035BY	67.47	
3 x 6'	1/2"	14.4	419S0036BL	80.96	419S0036BY	80.96	
3 x 12'	1/2"	28.5	419S0312BL	161.92	419S0312BY	161.92	
FULL ROLLS							
2 x 60'	1/2"	94	419R0024BL	539.71	419R0024BY	539.71	
3 x 60'	1/2"	155	419R0036BL	809.55	419R0036BY	809.55	
4 x 60'	1/2"	184.5	419R0048BL	1,079.40	419R0048BY	1,079.40	
CUSTOM CUT LENGTHS UP TO 60' Price Per Sq. Ft.							
2'W x Length	1/2"	.78/sq. ft.	419C0024BL	5.40	419C0024BY	5.40	
3'W x Length	1/2"	.78/sq. ft.	419C0036BL	5.40	419C0036BY	5.40	
4'W x Length	1/2"	.78/sq. ft.	419C0048BL	5.40	419C0048BY	5.40	

415 Pebble Step Sof-Tred™ w/Dyna-Shield®



The non-directional pebble embossed top surface of Pebble Step Sof-Tred™ provides excellent traction. The Notrax® exclusive Dyna-Shield® sponge is manufactured with a tough protective top layer that provides long lasting wear and is tear resistant with tensile strength. Designed for use in medium duty dry work areas. FOB Shipping Point.



PEBBLE STEP SOF-TRED™ W/DYNA SHIELD®							
Size W x L	Thickness	Wt. (lbs.)	Solid Black		Black w/Yellow Borders		Borders Price Ea.
			Product No.	Price Ea.	Product No.	Price Ea.	
2 x 3'	3/8"	4.1	415S0023BL	\$21.13	415S0023BY	\$21.13	
2 x 6'	3/8"	7.56	415S0026BL	42.24	415S0026BY	42.24	
3 x 4'	3/8"	7.56	415S0034BL	42.24	415S0034BY	42.24	
3 x 5'	3/8"	10.2	415S0035BL	52.79	415S0035BY	52.79	
3 x 6'	3/8"	12	415S0036BL	63.35	415S0036BY	63.35	
3 x 12'	3/8"	23.7	415S0312BL	126.69	415S0312BY	126.69	
FULL ROLLS							
2 x 60'	3/8"	76	415R0024BL	422.29	415R0024BY	422.29	
3 x 60'	3/8"	114.6	415R0036BL	633.45	415R0036BY	633.45	
4 x 60'	3/8"	150.9	415R0048BL	844.60	415R0048BY	844.60	
CUSTOM CUT LENGTHS UP TO 60' Price Per Sq. Ft.							
2'W x Length	3/8"	.64/sq. ft.	415C0024BL	3.88	415C0024BY	3.88	
3'W x Length	3/8"	.64/sq. ft.	415C0036BL	3.88	415C0036BY	3.88	
4'W x Length	3/8"	.64/sq. ft.	415C0048BL	3.88	415C0048BY	3.88	

508 Diamond Cushion™

• 1/2" Thickness.

Diamond Cushion™ is manufactured with a PVC closed cell foam that relieves leg and back discomfort while providing a barrier to cold floors. This mat has a diamond pattern top surface for added traction and makes it easy to sweep away dirt and debris. FOB Shipping Point.

DIAMOND CUSHION™					
Size W x L	Wt. (lbs.)	Solid Black		Black w/Yellow Borders	
		Product No.	Price Ea.	Product No.	Price Ea.
FULL ROLLS					
2 x 60'	94	508R0024BL	401.19	508R0024YB	401.19
3 x 60'	142	508R0036BL	601.79	508R0036YB	601.79
4 x 60'	190	508R0048BL	802.36	508R0048YB	802.36



410 Airug®/411 Sof-Tred™

Airug® is an economical solution for workstations where workers are standing for long periods of time and basic anti-fatigue is needed. The PVC closed cell foam relieves leg and back discomfort while providing a barrier to cold floors. Sof-Tred™ features an embossed pebble-texture top surface that enhances the mat's slip resistance while providing increased worker fatigue relief. Sof-Tred™ is intended for applications where basic anti-fatigue relief is required at a low cost. FOB Shipping Point.

AIRUG® 3/8" THICKNESS				AIRUG® 1/2" THICKNESS			
Product No.	Size W x L	Wt. (lbs.)	Price Ea.	Product No.	Size W x L	Wt. (lbs.)	Price Ea.
410S0323	2 x 3'	3	14.80	410S0523	2 x 3'	7	25.12
410S0335	3 x 5'	9	36.99	410S0535	3 x 5'	15	62.77
410S3312	3 x 12'	17	88.75	-	-	-	-
FULL ROLLS				FULL ROLLS			
410R0324	2 x 60'	68	295.80	410R0524	2 x 30'	110	251.05
410R0336	3 x 60'	103	443.69	410R0536	3 x 30'	166	376.59
410R0348	4 x 60'	137	591.59	410R0548	4 x 30'	221	502.09
410R0372	6 x 60'	162	887.37	-	-	-	-
CUSTOM CUT LENGTHS UP TO 60' Price Per Sq. Ft.				UP TO 30' Price Per Sq. Ft.			
410C0324	2'W x Length	.45/Sq. Ft.	2.71	410C0524*	2'W x Length	.92/Sq. Ft.	4.60
410C0336	3'W x Length	.45/Sq. Ft.	2.71	410C0536*	3'W x Length	.92/Sq. Ft.	4.60
410C0348	4'W x Length	.45/Sq. Ft.	2.71	410C0548*	4'W x Length	.92/Sq. Ft.	4.60

*Up to 30' lengths.

Add BL to Product No. for Black and BY for Black w/Yellow Border.

SOF-TRED™ 3/8" THICKNESS				SOF-TRED™ 1/2" THICKNESS			
Size W x L	Product No.	Wt. (lbs.)	Price Ea.	Product No.	Wt. (lbs.)	Price Ea.	
2 x 3'	411S0323BL	3	\$14.80	411S0423BL	5	\$24.59	
3 x 5'	411S0335BL	9	36.99	411S0435BL	12	61.49	
3 x 12'	411S3312BL	21	88.75	411S4312BL	29	147.60	
FULL ROLLS				FULL ROLLS			
2 x 60'	411R0324BL	68	295.80	411R0424BL	96	492.25	
3 x 60'	411R0336BL	103	443.69	411R0436BL	144	738.40	
4 x 60'	411R0348BL	137	591.59	411R0448BL	192	984.52	
6 x 60'	411R0372BL	162	887.37	-	-	-	
CUSTOM CUT LENGTHS UP TO 60' Price Per Sq. Ft.				Price Per Sq. Ft.			
2'W x Length	411C0324BL	.45/Sq. Ft.	2.71	411C0424BL	.80/Sq. Ft.	4.93	
3'W x Length	411C0336BL	.45/Sq. Ft.	2.71	411C0436BL	.80/Sq. Ft.	4.93	
4'W x Length	411C0348BL	.45/Sq. Ft.	2.71	411C0448BL	.80/Sq. Ft.	4.93	

411 Sof-Tred™

410 Airug®

410 Airug®

CUSHION-EASE MODULAR MATTING



550 Cushion-Ease®/650 Niru® Cushion-Ease®/ 850 Niru® Cushion-Ease® GSII™




Cushion-Ease® is a modular anti-fatigue matting system that offers exceptional fatigue relief. All Cushion-Ease® mats have a male/female interlocking system and are compatible with Notrax® M.D. Ramps for easy on-site custom configurations and trip-resistant platforms. Large holes provide excellent drainage

and aeration leaving a dry work area. 550 Cushion-Ease® is made with a heavy duty rubber compound. 650 & 850 Niru® Cushion-Ease® are made with 100% Nitrile rubber compound, with the 850 featuring a high performance grit top surface. These modular matting systems excel in the extreme wet environments. FOB Shipping Point.

Product No.	Size W x L	CUSHION-EASE®		Wt. (lbs.)	Price Ea.
		Thickness			
550S0033BL	3 x 3'	¾"		24	\$54.37
550S0035BL	3 x 5'	¾"		39	90.65
NIRU® CUSHION-EASE®					
650S0033BL	3 x 3'	¾"		23	103.36
650S0035BL	3 x 5'	¾"		40	180.43
NIRU® CUSHION-EASE® FR					
650SFR33BL	3 x 3'	¾"		33	119.97
NIRU® CUSHION-EASE® GSII™					
850S0033BL	3 x 3'	¾"		24	162.60

556 Cushion-Ease® Solid /656 Niru® Cushion-Ease® Solid/ 856 Niru® Cushion-Ease® GSII™ Solid/558 Cushion-Ease® ESD Solid


556 Cushion-Ease® Solid has a solid-top design with an anti-slip surface texture for added traction, 656 Niru® Cushion-Ease® Solid is made with a 100% Nitrile rubber compound. Providing unmatched durability and performance in harsh environments, the Nitrile rubber offers a greater resistance to a variety of commonly found caustic chemicals, cutting fluids, animal fats, oils, and greases. 856 Niru® Cushion-Ease® GSII™ Solid is a high performance modular matting system that excels in extreme environments. Also made with 100% Nitrile rubber compound, this mat provides the highest degree of resistance to chemicals, oils, and animal fats. The Silicon Carbide grit surface offers long-lasting traction in the harshest conditions. The 558 Cushion-Ease Solid ESD is an Electro Static Discharge (ESD) protective mat that is formulated to drain static electricity from workers to safeguard against static shocks and protect equipment. A rubber, anti-slip pebble top surface provides excellent traction. The 3' x 3' snap together tiles allow for easy, on-site customization. FOB Shipping Point.



Product No.	CUSHION-EASE® SOLID		Wt. (lbs.)	Price Ea.
	Size W x L	Thickness		
556S0033BL	3 x 3'	¾"	24	\$59.72
CUSHION-EASE® SOLID ERGO				
557S0033BL	3 x 3'	¾"	24	84.85
CUSHION-EASE® SOLID ESD				
558S0033BL	3 x 3'	¾"	24	122.07
NIRU® CUSHION-EASE® SOLID				
656S0033BL	3 x 3'	¾"	29	118.15
NIRU® CUSHION-EASE® SOLID FR				
656SFR33BL	3 x 3'	¾"	30	143.21
NIRU® CUSHION-EASE® SOLID GSII™				
856S0033BL	3 x 3'	¾"	30	185.81

557 Cushion-Ease® Ergo™


557 Cushion-Ease® Ergo™ is a modular rubber anti-fatigue matting system with a bubble-top design and a multi-nib backing to enhance the comfort and ergonomic support of the mat. The top surface of Cushion-Ease® Ergo™ has an anti-slip texture for added traction. Cushion-Ease® Ergo™ mats can also be combined with other Cushion-Ease® family products. FOB Shipping Point.



551/552 Cushion-Ease® Ramps

Male and Female Cushion-Ease® Ramps are available in Black and Yellow. They create a smart safety beveling solution that minimizes trip hazards. The ramps can also be combined with other Cushion-Ease® family products. FOB Shipping Point.


Product No.	M. D. RAMPS		Wt. (lbs.)	Price Ea.
	Description	Size W x L		
551F0003BL	Female-Black	2" x 36"	2.4	\$16.61
551F0003YL	Female-Yellow	2" x 36"	2.4	16.61
551M0003BL	Male-Black	2" x 36"	2.6	16.61
551M0003YL	Male-Yellow	2" x 36"	2.6	16.61
552F0003BL	Female-Black	6" x 36"	2.4	23.95
552F0003YL	Female-Yellow	6" x 36"	2.4	28.28
552M0003BL	Male-Black	6" x 36"	2.6	23.92
552M0003YL	Male-Yellow	6" x 36"	2.6	28.28



DIAMOND PLATE MATTING



479 Cushion Trax® & 975 Cushion Trax® Ultra™




The Cushion Trax® anti-fatigue floor mat is engineered to meet the toughest requirements of today's industrial applications and is particularly suited for multi-shift operations in dry work areas. The durable vinyl diamond-plate design provides non-directional traction. The top surface is combined with a dense closed cell foam base utilizing Notrax® exclusive UniFusion™ technology virtually eliminating the possibility of de-lamination. All Notrax® laminate floor mats come standard with RedStop™, a uniquely engineered non-slip backing technology that eliminates the slipping and sliding of floor mats on smooth surface flooring such as tile, wood, marble, and treated concrete. Cushion Trax® Ultra™ has a thickness of ¾" which provides worker productivity and comfort. FOB Shipping Point.

CUSHION TRAX® Black					
Size W x L	Thickness	Wt. (lbs.)	Product No.	Price Ea.	Black w/Yellow Borders Product No. Price Ea.
2 x 3'	¾"	9	479S0023BL	\$47.76	479S0023YB \$47.76
3 x 5'	¾"	20	479S0035BL	108.56	479S0035YB 108.56
3 x 12'	¾"	48	479S0312BL	260.55	479S0312YB 260.55
FULL ROLLS					
2 x 75'	¾"	215	479R2475BL	1,085.65	479R2475YB 1,085.65
3 x 75'	¾"	320	479R3675BL	1,628.47	479R3675YB 1,628.47
4 x 75'	¾"	425	479R4875BL	2,171.29	479R4875YB 2,171.29
5 x 75'	¾"	510	479R6075BL	2,714.11	479R6075YB 2,714.11
CUSTOM CUT LENGTHS UP TO 75'					
Size W x L	Thickness	Wt. (lbs.)	Product No.	Price Per Sq. Ft.	Black w/Yellow Borders Product No. Price Per Sq. Ft.
2'W x Length	¾"	1.36/sq. ft.	479C0024BL	8.68	479C0024YB 8.68
3'W x Length	¾"	1.36/sq. ft.	479C0036BL	8.68	479C0036YB 8.68
4'W x Length	¾"	1.36/sq. ft.	479C0048BL	8.68	479C0048YB 8.68
5'W x Length	¾"	1.36/sq. ft.	479C0060BL	8.68	479C0060YB 8.68


CUSHION TRAX® ULTRA™ Black					
Size W x L	Thickness	Wt. (lbs.)	Product No.	Price Ea.	Black w/Yellow Borders Product No. Price Ea.
2 x 3'	¾"	9.3	975S0023BL	\$60.96	975S0023YB \$60.96
3 x 5'	¾"	23.25	975S0035BL	138.55	975S0035YB 138.55
3 x 12'	¾"	55.8	975S0312BL	332.53	975S0312YB 332.53
FULL ROLLS					
2 x 75'	¾"	233	975R2475BL	1,385.87	975R2475YB 1,385.87
3 x 75'	¾"	349	975R3675BL	2,078.80	975R3675YB 2,078.80
4 x 75'	¾"	465	975R4875BL	2,771.72	975R4875YB 2,771.72
5 x 75'	¾"	582	975R6075BL	3,464.65	975R6075YB 3,464.65
CUSTOM CUT LENGTHS UP TO 75'					
Size W x L	Thickness	Wt. (lbs.)	Product No.	Price Per Sq. Ft.	Black w/Yellow Borders Product No. Price Per Sq. Ft.
2'W x Length	¾"	1.55/sq. ft.	975C0024BL	10.19	975C0024YB 10.19
3'W x Length	¾"	1.55/sq. ft.	975C0036BL	10.19	975C0036YB 10.19
4'W x Length	¾"	1.55/sq. ft.	975C0048BL	10.19	975C0048YB 10.19
5'W x Length	¾"	1.55/sq. ft.	975C0060BL	10.19	975C0060YB 10.19

Saddle Trax® is a thicker, heavier and stronger anti-fatigue floor mat, engineered to meet the toughest requirements of today's industrial applications. At a full one-inch thick, it is the ultimate anti-fatigue product maximizing worker productivity and comfort. The durable vinyl diamond-plate design provides non-directional traction. The top surface is combined with a dense closed cell foam base utilizing Notrax® exclusive UniFusion™ technology virtually eliminating the possibility of de-lamination. All Notrax® laminate floor mats come standard with RedStop™, a uniquely engineered non-slip backing technology that eliminates the slipping and sliding of floor mats on smooth surface flooring such as tile, wood, marble, and treated concrete. FOB Shipping Point.


979 Saddle Trax®



SADDLE TRAX® Black					
Size W x L	Thickness	Wt. (lbs.)	Product No.	Price Ea.	Black w/Yellow Borders Product No. Price Ea.
2 x 3'	1"	12	979S0023BL	\$73.76	979S0023YB \$73.76
3 x 5'	1"	30	979S0035BL	184.29	979S0035YB 184.29
3 x 12'	1"	72	979S0312BL	442.33	979S0312YB 442.33
FULL ROLLS					
2 x 75'	1"	300	979R2475BL	1,843.76	979R2475YB 1,843.76
3 x 75'	1"	450	979R3675BL	2,765.67	979R3675YB 2,765.67
4 x 75'	1"	600	979R4875BL	3,687.55	979R4875YB 3,687.55
5 x 75'	1"	750	979R6075BL	4,609.43	979R6075YB 4,609.43
CUSTOM CUT LENGTHS UP TO 75'					
Size W x L	Thickness	Wt. (lbs.)	Product No.	Price Per Sq. Ft.	Black w/Yellow Borders Product No. Price Per Sq. Ft.
2'W x Length	1"	2/sq. ft.	979C0024BL	12.96	979C0024YB 12.96
3'W x Length	1"	2/sq. ft.	979C0036BL	12.96	979C0036YB 12.96
4'W x Length	1"	2/sq. ft.	979C0048BL	12.96	979C0048YB 12.96
5'W x Length	1"	2/sq. ft.	979C0060BL	12.96	979C0060YB 12.96



509 Diamond-Tuff™ & 510 Diamond-Tuff™ Max



Diamond-Tuff™ is a durable anti-fatigue/anti-slip mat with a vinyl diamond plate top surface that provides sure footing and a foam base for added comfort. Diamond-Tuff™ is available in both workstation sizes and full rolls for applications that require a longer mat such as assembly lines. The diamond plate top surface is easy to sweep or damp mop clean. Diamond-Tuff™ Max is a durable anti-fatigue/anti-slip mat with a vinyl diamond plate top surface that provides sure footing and a full 1" thick foam base for maximum comfort. FOB Shipping Point.

DIAMOND-TUFF™ Black					
Size W x L	Thickness	Wt. (lbs.)	Product No.	Price Ea.	Black w/Yellow Borders Product No. Price Ea.
2 x 3'	¾"	9	509S0023BL	\$43.09	509S0023YB \$43.09
3 x 5'	¾"	20	509S0035BL	97.96	509S0035YB 97.96
3 x 12'	¾"	52	509S0312BL	235.08	509S0312YB 235.08
FULL ROLLS					
2 x 75'	¾"	215	509R2475BL	979.51	509R2475YB 979.51
3 x 75'	¾"	320	509R3675BL	1,469.27	509R3675YB 1,469.27
4 x 75'	¾"	425	509R4875BL	1,959.01	509R4875YB 1,959.01
5 x 75'	¾"	545	509R6075BL	2,448.76	509R6075YB 2,448.76
CUSTOM CUT LENGTHS UP TO 75'					
Size W x L	Thickness	Wt. (lbs.)	Product No.	Price Per Sq. Ft.	Black w/Yellow Borders Product No. Price Per Sq. Ft.
2'W x Length	¾"	1.44/sq. ft.	509C0024BL	7.84	509C0024YB 7.84
3'W x Length	¾"	1.44/sq. ft.	509C0036BL	7.84	509C0036YB 7.84
4'W x Length	¾"	1.44/sq. ft.	509C0048BL	7.84	509C0048YB 7.84
5'W x Length	¾"	1.44/sq. ft.	509C0060BL	7.84	509C0060YB 7.84

DIAMOND-TUFF™ MAX Black					
Size W x L	Thickness	Wt. (lbs.)	Product No.	Price Ea.	Black w/Yellow Borders Product No. Price Ea.
2 x 3'	1"	12	510S0023BL	\$60.27	510S0023YB \$60.27
3 x 5'	1"	30	510S0035BL	150.68	510S0035YB 150.68
3 x 12'	1"	72	510S0312BL	361.43	510S0312YB 361.43
FULL ROLLS					
2 x 75'	1"	250	510R0024BL	1,506.72	510R0024YB 1,506.72
3 x 75'	1"	450	510R0036BL	2,260.07	510R0036YB 2,260.07
4 x 75'	1"	600	510R0048BL	3,013.41	510R0048YB 3,013.41
5 x 75'	1"	750	510R0060BL	3,766.77	510R0060YB 3,766.77
CUSTOM CUT LENGTHS UP TO 75'					
Size W x L	Thickness	Wt. (lbs.)	Product No.	Price Per Sq. Ft.	Black w/Yellow Borders Product No. Price Per Sq. Ft.
2'W x Length	1"	2/sq. ft.	510C0024BL	12.05	510C0024YB 12.05
3'W x Length	1"	2/sq. ft.	510C0036BL	12.05	510C0036YB 12.05
4'W x Length	1"	2/sq. ft.	510C0048BL	12.05	510C0048YB 12.05
5'W x Length	1"	2/sq. ft.	510C0060BL	12.05	510C0060YB 12.05

ANTI-FATIGUE MATTING



Justrite Safety Group

480 Pebble Trax® & 980 Pebble Trax® Grande™



The Pebble Trax® anti-fatigue floor mat offers comfort and ergonomic support in dry environments. The pebble-embossed rubber top provides non-directional

traction, is easy to clean, and resists exposure to sparks from welding. Made with a resilient rubber compound, the top surface is combined with a dense closed cell foam base utilizing Notrax® exclusive UniFusion™ technology virtually eliminating the possibility of de-lamination. All Notrax® laminate floor mats come standard with RedStop™, a uniquely engineered non-slip backing technology that eliminates the slipping and sliding of floor mats on smooth surface flooring such as tile, wood, marble, and treated concrete. Pebble Trax® Grande™ has a full thickness of one-inch. FOB Shipping Point.

PEBBLE TRAX®				
Product No.	Size W x L	Thickness	Wt. (lbs.)	Price Ea.
480S0023BL	2 x 3'	½"	9	\$68.79
480S0035BL	3 x 5'	½"	20	171.87
480S0312BL	3 x 12'	½"	50	412.39
FULL ROLL				
480R2475BL	2 x 75'	½"	180	1,719.49
480R3675BL	3 x 75'	½"	270	2,579.23
480R4875BL	4 x 75'	½"	360	3,438.99
CUSTOM CUT LENGTHS UP TO 75'				
				Price Per Sq. Ft.
480C0024BL	2'W x Length	½"	1.17/sq. ft.	13.76
480C0036BL	3'W x Length	½"	1.17/sq. ft.	13.76
480C0048BL	4'W x Length	½"	1.17/sq. ft.	13.76


PEBBLE TRAX® GRANDE™				
Product No.	Size W x L	Thickness	Wt. (lbs.)	Price Ea.
980S0023BL	2 x 3'	1"	12	\$87.09
980S0035BL	3 x 5'	1"	30	197.97
980S0312BL	3 x 12'	1"	72	475.12
FULL ROLL				
980R2475BL	2 x 75'	1"	300	1,980.24
980R3675BL	3 x 75'	1"	450	2,970.36
980R4875BL	4 x 75'	1"	600	3,960.48
CUSTOM CUT LENGTHS UP TO 75'				
				Price Per Sq. Ft.
980C0024BL	2'W x Length	1"	2/sq. ft.	14.61
980C0036BL	3'W x Length	1"	2/sq. ft.	14.61
980C0048BL	4'W x Length	1"	2/sq. ft.	14.61

511 Marble Tuff™ & 512 Marble Tuff™ Max

Marble Tuff™ is a stylish anti-fatigue mat with a marble pattern top surface combined with a foam base for durability and comfort. The Marble Tuff™ mat has an aesthetically pleasing look while providing ergonomic support for areas where workers stand for extended periods of time. The sloped beveled edges reduce trip hazards and allow easy access on and off the mat and the smooth top surface is easy to sweep or mop clean. Marble Tuff™ Max has a thickness of one inch. Available in Black, Gray, and Blue -- please specify. FOB Shipping Point.

MARBLE TUFF™				
Product No.	Size W x L	Thickness	Wt. (lbs.)	Price Ea.
511S0023	2 x 3'	½"	9	\$53.89
511S0035	3 x 5'	½"	22	122.48
FULL ROLL				
511R0024	2 x 75'	½"	179	1,225.08
511R0036	3 x 75'	½"	268	1,837.61
511R0048	4 x 75'	½"	358	2,450.15
CUSTOM CUT LENGTHS UP TO 75'				
				Price Per Sq. Ft.
511C0024	2'W x Length	½"	1.49/sq. ft.	9.88
511C0036	3'W x Length	½"	1.49/sq. ft.	9.88
511C0048	4'W x Length	½"	1.49/sq. ft.	9.88

482 Bubble Trax® & 982 Bubble Trax® Grande™



The Bubble Trax® is a unique high performance anti-fatigue floor mat with a bubble-top surface design providing extreme ergonomic comfort and durability. Bubble Trax® combines a heavy-duty vinyl top surface with a dense sponge backing utilizing the Notrax®

exclusive UniFusion™ bonding process. The resulting finished product is a single piece virtually eliminating any possibility of de-lamination. Bubble Trax® uses RedStop™ non-slip backing, a uniquely engineered technology that eliminates the slipping and sliding of Notrax® floor mats on all types of smooth floor surfaces such as vinyl composite tile, painted or epoxy coated concrete, vinyl sheet flooring, carpet, and ceramic tile. Bubble Trax® Grande™ has a full thickness of one-inch. FOB Shipping Point.

BUBBLE TRAX® Black					
Size W x L	Thickness	Wt. (lbs.)	Product No.	Price Ea.	Black w/Yellow Borders Product No. Price Ea.
2 x 3'	½"	8.5	482S0023BL	\$81.40	482S0023YB \$81.40
3 x 5'	½"	21	482S0035BL	184.85	482S0035YB 184.85
FULL ROLLS					
2 x 75'	½"	213	482R0024BL	1,847.43	482R0024YB 1,847.43
3 x 75'	½"	320	482R0036BL	2,771.12	482R0036YB 2,771.12
4 x 75'	½"	426	482R0048BL	3,694.83	482R0048YB 3,694.83
5 x 75'	½"	511	482R0060BL	4,618.53	482R0060YB 4,618.53
CUSTOM CUT LENGTHS UP TO 75'					
				Price Per Sq. Ft.	Price Per Sq. Ft.
2'W x Length	½"	1.42/sq. ft.	482C0024BL	14.79	482C0024YB 14.79
3'W x Length	½"	1.42/sq. ft.	482C0036BL	14.79	482C0036YB 14.79
4'W x Length	½"	1.42/sq. ft.	482C0048BL	14.79	482C0048YB 14.79
5'W x Length	½"	1.42/sq. ft.	482C0060BL	14.79	482C0060YB 14.79

BUBBLE TRAX® GRANDE™ Black					
Size W x L	Thickness	Wt. (lbs.)	Product No.	Price Ea.	Black w/Yellow Borders Product No. Price Ea.
2 x 3'	1"	11	982S0023BL	\$93.53	982S0023YB \$93.53
3 x 5'	1"	28	982S0035BL	233.93	982S0035YB 233.93
FULL ROLLS					
2 x 75'	1"	300	982R0024BL	2,338.08	982R0024YB 2,338.08
3 x 75'	1"	450	982R0036BL	3,507.12	982R0036YB 3,507.12
4 x 75'	1"	600	982R0048BL	4,676.15	982R0048YB 4,676.15
5 x 75'	1"	659	982R0060BL	5,845.17	982R0060YB 5,845.17
CUSTOM CUT LENGTHS UP TO 75'					
				Price Per Sq. Ft.	Price Per Sq. Ft.
2'W x Length	1"	1.83/sq. ft.	982C0024BL	16.45	982C0024YB 16.45
3'W x Length	1"	1.83/sq. ft.	982C0036BL	16.45	982C0036YB 16.45
4'W x Length	1"	1.83/sq. ft.	982C0048BL	16.45	982C0048YB 16.45
5'W x Length	1"	1.83/sq. ft.	982C0060BL	16.45	982C0060YB 16.45

T17 Superfoam™

Superfoam™ is a durable foam anti-fatigue mat designed especially for extreme ergonomic comfort. Made from a closed cell PVC Nitrile foam blend. Superfoam™ does not absorb liquids and is highly resistant to grease, oils, and industrial chemicals such as cutting fluid. This allows it to be used in areas where occasional overspray and dripping occur. FOB Shipping Point.



SUPERFOAM™ Black					
Size W x L	Thickness	Wt. (lbs.)	Product No.	Price Ea.	Black - Perforated Product No. Price Ea.
3 x 2'	¾"	4.8	T17S0032BL	\$73.84	T17P0032BL \$86.73
3 x 3'	¾"	7.3	T17S0033BL	110.76	T17P0033BL 130.12
3 x 4'	¾"	9.7	T17S0034BL	147.69	T17P0034BL 173.48
3 x 5'	¾"	12.1	T17S0035BL	184.61	T17P0035BL 216.87
3 x 6'	¾"	14.5	T17S0036BL	221.55	T17P0036BL 260.21
3 x 8'	¾"	19.4	T17S0038BL	295.37	T17P0038BL 346.96
FULL ROLLS					
3 x 75'	¾"	205	T17R3675BL	2,769.11	-
4 x 75'	¾"	273	T17R4875BL	3,692.15	-
CUSTOM CUT LENGTHS UP TO 75'					
				Price Per Sq. Ft.	
3'W x Length	¾"	.91/sq. ft.	T17C0036BL	14.77	-
4'W x Length	¾"	.91/sq. ft.	T17C0048BL	14.77	-

MARBLE TUFF™ MAX				
Product No.	Size W x L	Thickness	Wt. (lbs.)	Price Ea.
512S0023	2 x 3'	1"	12	\$67.28
512S0035	3 x 5'	1"	30	152.91
FULL ROLL				
512R0024	2 x 75'	1"	240	1,529.01
512R0036	3 x 75'	1"	360	2,293.51
512R0048	4 x 75'	1"	480	3,058.00
CUSTOM CUT LENGTHS UP TO 75'				
				Price Per Sq. Ft.
512C0024	2'W x Length	1"	2/sq. ft.	12.24
512C0036	3'W x Length	1"	2/sq. ft.	12.24
512C0048	4'W x Length	1"	2/sq. ft.	12.24

HEAVY DUTY MATTING



520 Cushion-Lok™

Cushion-Lok™ is a tough vinyl based workstation mat intended for wet environments where resistance to harsh industrial chemicals is a necessity. Cushion-Lok™ has hundreds of portholes to facilitate drainage while the worker is elevated on a series of blades to increase traction and keep the worker out of the spillage. The Cushion-Lok™ Solid-Top Series is a tough PVC based workstation mat for dry applications where anti-fatigue and anti-slip properties are a necessity. The PVC construction makes it especially resistant to chemicals found in harsh environments. The individual mats can be used with included beveled ramps or interlocked to other mats to create custom configurations. FOB Shipping Point.




CUSHION-LOK™				
Size W x L	Thickness	Wt. (lbs.)	Black w/Yellow Borders Product No.	Price Ea.
30 x 36"	7/8"	13	520S3036BY	\$88.37
30 x 48"	7/8"	18	520S3048BY	112.23
30 x 60"	7/8"	23	520S3060BY	140.29
30 x 72"	7/8"	29	520S3072BY	168.35
30 x 96"	7/8"	37	520S3096BY	224.45
42 x 72"	7/8"	41	520S4272BY	235.68
42 x 96"	7/8"	52	520S4296BY	314.24
42 x 120"	7/8"	62	520S4210BY	392.80

CUSHION-LOK™ ACCESSORIES				
Product No.	Description	Wt. (lbs.)	Price Ea.	
520S1212BL	Tile 12" x 12" - Black	2	\$10.37	
520M0612YL	Ramp 6" x 12" Male - Yellow	1.31	7.77	
520F0612YL	Ramp 6" x 12" Female - Yellow	1.31	7.77	
520K0066YL	Corner 6" x 6" - Yellow	0.54	7.77	

040 Slabmat™ & 041 Slabmat™ Safety Ramps


The Slabmat™ is a durable product designed for dry areas where heavy industrial equipment is stored. It is also suitable for gyms, weight rooms, skating rinks, golf courses, trailers and stables. This indestructible rubber mat absorbs shock from falling objects and protects floors as well as equipment. The textured top surface provides traction and limits slip hazards. These interlocking mats allow on-site customization. Units can be easily laid out from wall to wall or as islands, in any shape or direction. Male and Female Slabmat™ Safety Ramps are available in Black and Yellow. They create a smart beveling solution that minimizes trip hazards. When adding bevels be sure to allow for an outside and inside corner. FOB Shipping Point.



SLABMAT™					
Product No.	Description	Size W x L	Thickness	Wt. (lbs.)	Price Ea.
040S0033BL	Black Mat	3 x 3'	1/2"	32.4	\$90.68
SLABMAT™ BEVEL RAMP					
041M0003YL	Yellow-Male	2 x 36"	1/2"	1.5	11.69
041F0003YL	Yellow-Female	2 x 36"	1/2"	1.5	11.69
041F0003BL	Black-Female	2 x 36"	1/2"	1.5	11.69
041M0003BL	Black-Male	2 x 36"	1/2"	1.5	11.69

420 Cushion-Dek™


Slotted perforations allow for moisture to drain from the worker platform in wet environments. A studded bottom surface raises the mat and allows for channeling of moisture. FOB Shipping Point.



CUSHION-DEK™				
Product No.	Size W x L	Thickness	Wt. (lbs.)	Price Ea.
420S0023BL	2 x 3'	7/8"	8	\$69.68
420S0026BL	2 x 6'	7/8"	15	139.33
420S0034BL	3 x 4'	7/8"	15	139.33
420S0036BL	3 x 6'	7/8"	22	209.00
420S0046BL	4 x 6'	7/8"	29	278.65
420S0048BL	4 x 8'	7/8"	39	371.55
420S0310BL	3 x 10'	7/8"	36	348.33

549 Safety Stance®

Safety Stance® is made from a grease resistant rubber compound to withstand many of the more commonly found industrial cutting oils and chemicals. Particularly well suited for wet or dry work areas, Safety Stance® features a large hole drainage system with a mini-diamond studded top surface to minimize slippage. Beveled edges are made from a 100% Nitrile rubber compound offering the best in trip protection. FOB Shipping Point.



SAFETY STANCE®				
Product No.	Size W x L	Thickness	Wt. (lbs.)	Price Ea.
549S2640YB	26 x 40"	7/8"	23	\$76.91
549S3840YB	38 x 40"	7/8"	32	101.95
549S3864YB	38 x 64"	7/8"	52	163.13
549S3124YB	38 x 124"	7/8"	100	316.07
549S2840YB	28 x 40"	7/8"	24	94.23
549S4040YB	40 x 40"	7/8"	33	134.53
549S4064YB	40 x 64"	7/8"	55	215.28
549S4124YB	40 x 124"	7/8"	105	417.09

562 Sanitop®

Sanitop® is made from a durable rubber compound designed to withstand harsh chemicals while creating a slip resistant surface. An alternating large and small hole drainage system channels liquid and debris away from the work area further enhancing the traction of the mat. The beveled edges on all four sides eliminate trip hazards. Sanitop® offers a simple, economical solution for wet environments in many industrial or food service applications. FOB Shipping Point.



SANITOP®				
Product No.	Size W x L	Thickness	Wt. (lbs.)	Price Ea.
562S0035BL	3 x 5'	1/2"	27	\$64.12
562S0310BL	3 x 10'	1/2"	54	140.03
562S0320BL	3 x 20'	1/2"	108	320.57

FILE CABINETS & BOOKCASES

Lateral Files



HLPL3672L60

Heavy gauge welded steel construction ensures rigidity and durability for many years of use. Files will accommodate letter or legal hanging files. A mechanical interlock system prevents more than one drawer from opening at a time to eliminate the danger of tipping. Drawers and shelves glide on heavy duty, full extension ball bearing suspensions. A single lock controls all openings. Locks are core removable and master keyed (order keys separately). Each opening is equipped with side-to-side hang rods for the folders. Optional front-to-back rods (H15CR) are available.

Drawers and doors have easy grip, full-width pulls with recessed label holders. Four leveling glides allow the unit to be leveled on uneven floors. To reduce risk of tipping, order two drawer lateral files with counterweights (suffix "W") for all applications except under a work surface in a workstation. Five and six-high units have retractable door(s) with roll-out drawer on top opening(s). Choose an optional laminate top to create a work surface on two and three-high files. Specify Oak or Walnut. Durable powder-coat paint finish available in five colors. FOB Shipping Point.

Available Colors:



Surcharge may apply.

LATERAL FILE CABINETS				
Product No.	No. of Drawers	Size W x D x H	Wt. (lbs.)	Price Ea.
HLPL3624L20	2	36 x 17 ¹ / ₂ x 27 ¹ / ₂ "	108	\$699.86
HLPL3624L20W	2	36 x 17 ¹ / ₂ x 27 ¹ / ₂ "	149	735.83
HLPL3636L30	3	36 x 17 ¹ / ₂ x 39 ¹ / ₂ "	145	922.63
HLPL3648L40	4	36 x 17 ¹ / ₂ x 51 ¹ / ₂ "	184	1,152.34
HLPL3660L50	5	36 x 17 ¹ / ₂ x 65"	227	1,449.57
HLPL3672L60	6	36 x 17 ¹ / ₂ x 76 ¹ / ₂ "	270	1,722.20
HLPL4224L20	2	42 x 17 ¹ / ₂ x 27 ¹ / ₂ "	120	766.11
HLPL4224L20W	2	42 x 17 ¹ / ₂ x 27 ¹ / ₂ "	167	807.14
HLPL4236L30	3	42 x 17 ¹ / ₂ x 39 ¹ / ₂ "	160	1,019.81
HLPL4248L40	4	42 x 17 ¹ / ₂ x 51 ¹ / ₂ "	206	1,231.86
HLPL4260L50	5	42 x 17 ¹ / ₂ x 65"	262	1,550.54
HLPL4272L60	6	42 x 17 ¹ / ₂ x 76 ¹ / ₂ "	293	1,867.97
ACCESSORIES				
Product No.	Description		Wt. (lbs.)	Price Ea.
H15CR	Pair of Front to Back Rods		1	\$8.20
HT1836	Laminate Top for 36"W File		23	207.63
HT1842	Laminate Top for 42"W File		26	265.69
HTCRKLE	Master Key		-	6.11

Bookcases



HB-78

Choose the bookcase depth that best meets your needs – 13¹/₂" or 18". Deeper units can also be used as a cabinet without doors to store things other than books and binders. Durable, strong units feature welded construction with clean lines so side-to-side units fit flush together. Raised base provides protection for materials on bottom shelf.

Shelves are adjustable in 2" increments on built-in support tabs. Shelf load capacity is 130 lbs. for the 13¹/₂"D units and 150 lbs. for the 18"D units. Mobile units are available in four heights with 4" swivel casters, two of which are locking. Durable powder-coat paint finish available in five colors. FOB Shipping Point.

Available Colors:



BOOKCASES				
Product No.	No. of Drawers	Size W x D x H	Wt. (lbs.)	Price Ea.
13 ¹ / ₂ " DEEP BOOKCASES				
HB-30	2	34 ¹ / ₂ x 13 ¹ / ₂ x 28"	44	\$183.64
HB-42	3	34 ¹ / ₂ x 13 ¹ / ₂ x 40"	57	225.93
HB-53	4	34 ¹ / ₂ x 13 ¹ / ₂ x 52"	75	289.03
HB-66	5	34 ¹ / ₂ x 13 ¹ / ₂ x 66"	90	340.14
HB-78	6	34 ¹ / ₂ x 13 ¹ / ₂ x 78"	105	381.80
18" DEEP BOOKCASES				
STATIONARY				
HBC18-30	2	36 x 18 x 30"	47	284.61
HBC18-42	3	36 x 18 x 43"	60	322.47
HBC18-52	4	36 x 18 x 55"	80	436.70
HBC18-72	5	36 x 18 x 72"	98	499.81
HBC18-84	6	36 x 18 x 84"	115	516.84
MOBILE				
HBC18-30M	2	36 x 18 x 37"	68	355.93
HBC18-42M	3	36 x 18 x 49"	81	394.41
HBC18-52M	4	36 x 18 x 62"	101	508.01
HBC18-72M	5	36 x 18 x 79"	118	571.76
BOOK SUPPORTS				
HBSN6	-	4 ¹ / ₂ x 1 ³ / ₄ x 6"	0.6	7.26
HBSN9	-	4 ¹ / ₂ x 1 ³ / ₄ x 9"	1.0	8.83

HB-345 Extra Shelf for 13¹/₂" Deep Bookcases, Wt. 8 (lbs.) Price Ea. \$25.87
H301 Extra Shelf for 18" Deep Bookcases, Wt. 8 (lbs.) Price Ea. \$27.14

TABLES

Square & Round Lunchroom Tables

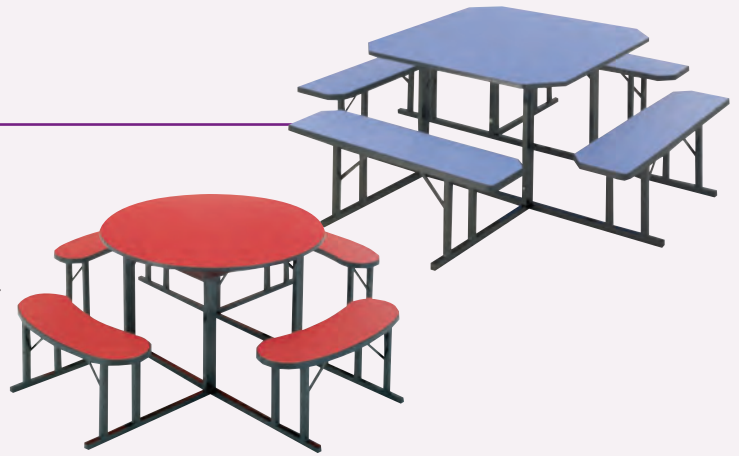
- Round and square cafeteria tables are sure to brighten up any lunchroom.
- Tabletop and benches are laminated with high-pressure laminate that resists stains and scratches for years of dependable use.

Tops are 3/4" thick, benches are 1 1/4" thick. Tabletop and benches have protective black edge. Benches have extra bracing to insure sturdiness. All tables have adjustable glides. 30" overall height. Assembly required. Baked Black enamel paint standard. Available in Red, Blue, Yellow, Green, Black, White, Gray Nebula or Walnut – please specify color. FOB Shipping Point.

48" Square Table – Seats 4 to 8 people **HNBS-48** Wt. 207 (lbs.) Price Ea. **\$1,029.66**

48" Round Table – Seats 4 to 8 people **HNBR-48** Wt. 172 (lbs.) Price Ea. **\$1,006.28**

60" Round Table – Seats 4 to 8 people **HNBR-60** Wt. 214 (lbs.) Price Ea. **\$1,151.69**



Pedestal Folding Table

- Tops are rugged 3/4" flake board and covered with a handsome, high pressure laminate.
- Top resists burns and scrapes.

This durable folding table is the standard for function and quality. Top/Paint finishes available in Walnut/Brown, Light Oak/Brown, Gray/Gray, Gray Nebula/Black -- please specify. Strong legs are 1 1/2" and made from 16 and 18 ga. steel. FOB Shipping Point.

PEDESTAL FOLDING TABLE			
Product No.	Size	Wt. (lbs.)	Price Ea.
H100-1P	18 x 60"	55	\$206.82
H100-2P	18 x 72"	59	208.28
H100-3P	18 x 96"	63	249.20
H101-P	30 x 60"	68	228.00
H102-P	30 x 72"	74	228.74
H103-P	30 x 96"	91	268.20
H104-P	36 x 72"	85	266.74
H105-P	36 x 96"	103	319.35

Durable Workstations

- Features recessed legs for added legroom and modesty panel for privacy.

An ideal computer workstation. Available in fixed height or adjustable height – adjustable height tables adjust from 26" to 30" in 1" increments. Fixed height legs are 1" x 2" rec., 18 ga. steel, baked enamel paint. Adjustable legs are 1 1/2" sq., 18 ga. steel with chrome-plated finish. Particle board tops feature a plastic-laminate surface. Adjustable leveling glides compensate for uneven floors. Easy assembly. FOB Shipping

Color Options

Top Colors – Gray Nebula, Walnut, Light Oak or Gray – please specify.

Edge Colors – Black, Brown, Walnut, Light Oak or Gray – please specify.

Steel Paint Colors – Black, Brown, Tan, Putty or Gray – please specify.

DURABLE WORKSTATIONS				
FIXED HEIGHT				
Product No.	Size W x L	Height	Wt. (lbs.)	Price Ea.
HBK4115	24 x 30"	29"	40	\$141.23
HBK4125	24 x 48"	29"	52	187.20
HBK4140	30 x 36"	29"	50	193.85
HBK4145	30 x 48"	29"	65	237.60
HBK4150	30 x 60"	29"	82	261.97
HBK4155	30 x 72"	29"	99	294.09
ADJUSTABLE HEIGHT				
HBK4615	24 x 30"	26-30"	39	200.49
HBK4625	24 x 48"	26-30"	51	264.18
HBK4640	30 x 36"	26-30"	49	255.32
HBK4645	30 x 48"	26-30"	64	329.54
HBK4650	30 x 60"	26-30"	81	352.80
HBK4655	30 x 72"	26-30"	100	459.14



2 - Drawer Unit

TWO DRAWER PEDESTAL -- BOX/FIELD			
Product No.	Color	Wt. (lbs.)	Price Ea.
HBKPD2P	Putty	38	\$367.75
HBKPD2B	Black	38	367.75
HBKPD2G	Gray	38	367.75



Lunchroom Cafeteria Table

- Solid one piece table delivers functional service with handsome good looks.
- Seating is securely welded to the table frame to keep cafeteria areas neat and organized.

Durable high pressure laminate top resist burns, stains and scuffs. Easy to clean and maintain. Ruggedly built for maintenance-free use. Top and base colors -- Walnut/Tan, Gray/Gray, Gray Nebula/Black -- please specify. Available with or without backs. Assembly required. FOB Shipping Point.

WITHOUT BACKS				
Product No.	Size	Overall Width	Wt. (lbs.)	Price Ea.
HNB-6-30-P	30 x 72"	60"	155	\$866.69
HNB-8-30-P	30 x 96"	60"	187	985.08
WITH BACKS				
HWB-30-6-P	30 x 72"	68"	187	929.54
HWB-30-8-P	30 x 96"	68"	240	1,138.54

Non-Folding Utility Tables

- Affordable table for use in lobbies, boardrooms, etc.
- Rugged and sturdy 1" square x 18 ga. steel construction.

Features 3/4" flakeboard with melamine plastic top. 2 1/4" semi-boxed steel apron. 30" standard height. Available in Walnut with Black edge and frame and Light Oak with Brown edge and frame -- please specify. FOB Shipping Point.

NON-FOLDING UTILITY TABLE			
Product No.	Size	Wt. (lbs.)	Price Ea.
HUT1830	18 x 30"	32	\$157.12
HUT1860	18 x 60"	45	201.69
HUT1872	18 x 72"	49	219.97
HUT2448	24 x 48"	39	190.00
HUT2460	24 x 60"	49	223.62
HUT2472	24 x 72"	55	235.31
UTILITY TABLE WITH SHELF			
HUTS1830	18 x 30"	39	189.28
HUTS1848	18 x 48"	59	189.28
HUTS2424	24 x 24"	49	189.28
HUTS3030	30 x 30"	55	189.28

HBKCS3+3 Casters Price Ea. \$40.92

Surcharge may apply.

EXPANDED METAL PRODUCTS



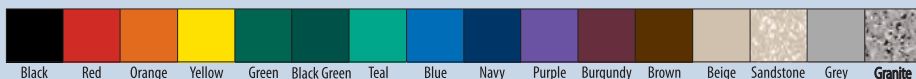
Expanded Metal 46" Round & Square Tables

- 9 gauge expanded metal seats and tops.
- 2" umbrella hole.

Our round and square 46" tables have weatherproof thermoplastic coating to provide years of attractive usage. Black powder coated galvanized steel 2" tubular understructure. Choose from 16 colors – please specify when ordering. ADA tables available. FOB Shipping Point.



Product No.	EXPANDED METAL 46" ROUND/SQUARE TABLES Description	Wt. (lbs.)	Price Ea.
HT46ROP	46" Round Portable Table	255	\$934.00
HT46ROSM	46" Round Surface Mount Table	260	\$952.00
HT46ROIG	46" Round In-Ground Table	265	\$960.00
HT46ROP-ADA	46" Round Table - 3 Seats	240	\$884.00
HT46SQP	46" Square Portable Table	265	\$903.00
HT46SQSM	46" Square Surface Mount Table	270	\$918.00
HT46SQIG	46" Square In-Ground Table	275	\$927.00
HT46SQP-ADA	46" Square Table - 3 Seats	275	\$884.00



Expanded Metal Picnic Table

- 9 gauge expanded metal seats and tops.
- Choose from 16 colors.

Our expanded metal picnic tables have weatherproof thermoplastic coating to provide years of attractive usage. Black powder coated galvanized steel 2 3/8" tubular legs. Available in sizes from 4' to 12' in length. ADA tables available in 8' size. Please specify color when ordering. FOB Shipping Point.



Product No.	EXPANDED METAL PICNIC TABLES Description	Wt. (lbs.)	Price Ea.
HT6XPP	6' Portable Picnic Table	210	\$811.00
HT6XPSM	6' Surface Mount Picnic Table	215	\$818.00
HT6XPIG	6' In-Ground Picnic Table	220	\$826.00
HT8XPP	8' Portable Picnic Table	280	\$884.00
HT8XPSM	8' Surface Mount Picnic Table	285	\$893.00
HT8XPIG	8' In-Ground Picnic Table	290	\$903.00
HT8XPP-ADA	8' Portable ADA Picnic Table	270	\$869.00
HT8XPSM-ADA	8' Surface Mount ADA Picnic Table	275	\$876.00



Surcharge may apply.

Expanded Metal Benches

- Benches available with and without backs.

Our benches have 9 gauge expanded metal seats and backs with black powder coated galvanized steel 2 3/8" tubular legs. Available in 16 colors of thermoplastic finish – please specify color when ordering. FOB Shipping Point.

Product No.	EXPANDED METAL BENCHES Description	Wt. (lbs.)	Price Ea.
HB6WB*	6' Bench, with back - 12" wide seat	150	\$476.00
HB8WB*	8' Bench, with back - 12" wide seat	180	\$510.00
HB6XP*	6' Bench, no back - 12" wide seat	76	\$301.00
HB8XP*	8' Bench, no back - 12" wide seat	94	\$326.00

*Add suffix to product number. P=Portable; SM=Surface Mount; IG=In-Ground



Expanded Metal Receptacles & Lids

- 9 gauge expanded metal.
- Pre-drilled mounting holes.

These receptacles complement our expanded metal tables and benches. Lids and liners also available. Choose from 16 colors – please specify when ordering. FOB Shipping Point.

Product No.	EXPANDED METAL RECEPTACLES AND LIDS Description	Wt. (lbs.)	Price Ea.
H32EXP	32 Gal. Thermoplastic Expanded Metal Receptacle	70	\$277.00
H45MX	45 Gal. Thermoplastic Expanded Metal Receptacle	50	\$247.00
HR32L	Black Plastic Liner for H32EXP	4	\$83.00
H32SML	Spun Metal Lid for H32EXP - concave	20	\$137.00
H32SMLX	Spun Metal Lid for H32EXP - convex	20	\$137.00
HAB32	Ash Bonnet Lid, with powder coated ashtray for H32EXP	25	\$165.00
H32DB	Dome Bonnet Lid for H32EXP	25	\$164.00



Wave Bike Rack

- Accommodates 3 to 9 bikes.

Wave bike racks can securely park as many as 9 bikes. Optional cover caps give a finished look. 2 1/8" diameter schedule 40 steel pipe. In-ground post mount or plate surface mount style available. Available in 16 colors of thermoplastic finish – please specify when ordering. FOB Shipping Point.

Product No.	No. of Bikes	Size	WAVE BIKE RACKS Description	Wt. (lbs.)	Price Ea.
H2BK3PSM	3	19 1/2"	Thermoplastic Surface Mount	63	\$347.00
H2BK3PIG	3	19 1/2"	Thermoplastic In-Ground Mount	87	\$325.00
H2BK5PSM	5	44 1/2"	Thermoplastic Surface Mount	85	\$554.00
H2BK5PIG	5	44 1/2"	Thermoplastic In-Ground Mount	109	\$511.00
H2BK7PSM	7	69 1/2"	Thermoplastic Surface Mount	104	\$654.00
H2BK7PIG	7	69 1/2"	Thermoplastic In-Ground Mount	128	\$610.00
H2BK9PSM	9	94 1/2"	Thermoplastic Surface Mount	124	\$788.00
H2BK9PIG	9	94 1/2"	Thermoplastic In-Ground Mount	148	\$747.00
HCC	-	2 1/4" high	Black Powder-Coated Cover Cap	1	\$41.00

ROLLING LADDERS



Hybrid Ladder

- Aluminum perforated stair section makes the ladder extremely light weight and easy to maneuver.
- Raised base enhances maneuverability around aisle and object constraints.
- Patented lift assist lockstep.
- All-directional patent pending gas spring casters.
- Coming soon - foldable version with Docking Station!

Ballymore's New Hybrid Ladder is made of both steel and aluminum. Features steel handrails and aluminum stair sections making it light weight for easy maneuverability. All-directional ladder is perfect for going around aisles easily. Perforated aluminum tread. 450 lbs. capacity. Ladders ship knocked-down for freight savings. Built to OSHA and ANSI standards. FOB Shipping Point.



Product No	# of Steps Including Top Step	HYBRID LADDER Height		Base W x L	Wt. (lbs.)	Price Ea.
		Top Step	Overall			
		16" STEP WIDTH				
HHY-LA-062414P	6 Step	60"	96"	28 x 51"	115	\$989.54
HHY-LA-072414P	7 Step	70"	106"	28 x 57"	128	1,011.06
HHY-LA-082414P	8 Step	80"	116"	28 x 64"	141	1,032.46
		24" STEP WIDTH				
HHY-LA-063214P	6 Step	60"	96"	34 x 51"	121	1,045.34
HHY-LA-073214P	7 Step	70"	106"	34 x 57"	136	1,077.82
HHY-LA-083214P	8 Step	80"	116"	34 x 64"	148	1,109.61
HHY-LA-093214P	9 Step	90"	126"	34 x 70"	160	1,143.88
HHY-LA-103214P	10 Step	100"	136"	34 x 77"	178	1,263.84
HHY-LA-113214P	11 Step	110"	146"	34 x 83"	190	1,298.12
HHY-LA-123214P	12 Step	120"	156"	34 x 90"	203	1,332.39

Surcharge may apply.

ROLLING LADDERS

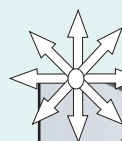
Weight - Actuated Rolling Safety Ladders

- **NEW** State of the art lock step design provides exceptional safety by automatically dropping the ladder to the climbing position with it's feet firmly on the floor when weight is applied to the stair section.
- Easy to use, a single pedal raises the ladder to the rolling position and the users weight automatically locks the ladder to the floor for climbing.
- **Durable** this next generation lock step has been robotically tested; cycling over 60,000 times.
- **14" Deep Top Step Ladders** have option to ship in a box to reduce freight expense and the risk of shipping damage. **21" and 28" DTS** ship in a box.
- **Heavy-duty, 450-lb load rating**

Feature Comfortable 14" Deep Top Step and 7" D intermediate steps. For a more comfortable working area specify 21"D or 28"D top step. Durable, manufactured with 1"OD tubing and tough powder coat gray finish. Compliance: OSHA 1910.29 and ANSI 14.7 Please specify Tread Style: R(Abrasive Mat), X(Expanded Metal), G(Grip-Strut), P(Perforated) Ships standard KD. Optional set-up available specify SU... add \$100.40. FOB Shipping Point.



Climb the ladder.
Locks to the floor!



ALL DIRECTIONAL OPTION



Add 15 lbs.

WEIGHT ACTUATED LOCK STEP - 58° SLOPE							(G) TREAD Price Ea.	(P), (R) or (X) TREAD Price Ea.
Product No.	No. Steps	Step Width	Top Step Height	Overall Height	Base W x L	Wt. (lbs.)		
HWA052414	5	16"	50"	83"	24 x 43"	91	\$838.25	\$699.15
HWA062414	6	16"	60"	93"	24 x 49"	100	1,003.97	837.04
HWA072414	7	16"	70"	103"	24 x 55"	109	1,088.64	907.20
HWA082414	8	16"	80"	113"	24 x 61"	127	1,324.51	1,104.36
HWA053214	5	24"	50"	83"	32 x 43"	110	910.83	759.63
HWA063214	6	24"	60"	93"	32 x 49"	122	1,111.62	926.55
HWA073214	7	24"	70"	103"	32 x 55"	143	1,204.76	1,003.97
HWA083214	8	24"	80"	113"	32 x 61"	160	1,411.60	1,176.94
HWA093214	9	24"	90"	123"	32 x 68"	175	1,524.10	1,271.29
HWA103214	10	24"	100"	133"	32 x 74"	193	1,676.51	1,397.09
HWA113214	11	24"	110"	143"	32 x 80"	205	1,836.17	1,531.35
HWA123214	12	24"	120"	153"	32 x 87"	220	1,974.07	1,645.06
HWA134014	13	24"	130"	172"	40 x 90"	250	2,736.12	2,280.10
HWA144014	14	24"	140"	182"	40 x 100"	280	2,853.45	2,379.28
HWA154014	15	24"	150"	192"	40 x 106"	310	2,969.57	2,474.84

WEIGHT ACTUATED LOCK STEP LADDERS - 50° SLOPE							(G) TREAD Price Ea.	(P), (R) or (X) TREAD Price Ea.
Product No.	No. Steps	Step Width	Top Step Height	Overall Height	Base W x L	Wt. (lbs.)		
HWA-SW-052414	5	16"	50"	83"	24 x 50"	96	994.29	853.98
HWA-SW-062414	6	16"	60"	93"	24 x 58"	109	1,160.01	991.87
HWA-SW-072414	7	16"	70"	103"	24 x 66"	122	1,243.47	1,062.03
HWA-SW-082414	8	16"	80"	113"	24 x 74"	135	1,479.34	1,259.19
HWA-SW-053214	5	24"	50"	83"	32 x 50"	115	1,066.87	914.46
HWA-SW-063214	6	24"	60"	93"	32 x 58"	120	1,267.66	1,082.59
HWA-SW-073214	7	24"	70"	103"	32 x 66"	139	1,360.80	1,158.80
HWA-SW-083214	8	24"	80"	113"	32 x 74"	165	1,566.43	1,331.77
HWA-SW-093214	9	24"	90"	123"	32 x 82"	180	1,680.13	1,426.12
HWA-SW-103214	10	24"	100"	133"	32 x 90"	200	1,831.33	1,551.92
HWA-SW-113214	11	24"	110"	143"	32 x 98"	210	1,992.21	1,686.18
HWA-SW-123214	12	24"	120"	153"	32 x 106"	230	2,128.90	1,798.68

Options For Weight-Actuated Rolling Safety Ladders and 50° Slope Walk Down Ladder	Price Ea.
21"D. Top Step	\$274.58
28"D. Top Step	347.16
All Directional	209.26
Side Exit	216.52
Rear Exit	216.52
Skidding	71.37
Employee Only Sign	125.80
CAL-OSHA (5 - 9 Steps)	104.03
CAL-OSHA (10 - 15 Steps)	162.09

Surcharge may apply.

50° Stairway Slope Ladder

- Top step is 14"D. for additional comfort and safety.
- Exceeds OSHA and ANSI standards.
- Cal OSHA available.

Unique 50° stairway slope for easy descent. Sturdy 450 lb. capacity. 7"D. intermediate step. Easy operating lockstep secures ladder to the floor. Perforated tread standard or specify alternate tread. Ladders shipped knocked down -- for setup please specify SU.... Add \$100.40. Gray Powder coat finish. FOB Shipping Point.

		16" WIDE STEP		24" WIDE STEP					
No. of Steps	Base W x L	Height Top Step	Overall	Wt. (lbs.)	Product No.	Serrated Grating (G)	Expanded Metal (X)	Perforated Step (P)	Abrasive Mat (R)
5	24 x 50"	50"	83"	96	HSW520	\$853.98	\$712.45	\$650.76	\$712.45
6	24 x 58"	60"	93"	109	HSW624	997.92	832.20	760.84	832.20
7	24 x 66"	70"	103"	122	HSW724	1,070.50	891.48	815.27	891.48
8	24 x 74"	80"	113"	135	HSW824	1,276.13	1,064.45	971.31	1,064.45
24" WIDE STEP									
5	32 x 50"	50"	83"	115	HSW530	916.88	763.26	699.15	763.26
6	32 x 58"	60"	93"	120	HSW630	1,089.85	908.41	829.79	908.41
7	32 x 66"	70"	103"	139	HSW730	1,172.10	977.36	891.48	977.36
8	32 x 74"	80"	113"	165	HSW830	1,351.12	1,126.14	1,028.16	1,126.14
9	32 x 82"	90"	123"	180	HSW932	1,449.10	1,208.39	1,103.16	1,208.39
10	32 x 90"	100"	133"	200	HSW1032	1,582.16	1,317.25	1,202.34	1,317.25
11	32 x 98"	110"	143"	210	HSW1132	1,721.26	1,434.59	1,308.79	1,434.59
12	32 x 106"	120"	153"	230	HSW1232	1,841.01	1,533.77	1,398.30	1,533.77

EASY operating lockstep
SECURES ladder to the floor



ROLLING SAFETY LADDERS


M-2000 ROLLING SAFETY LADDERS

- Easy to use footpedal activated lockstep
- Features 14"D. top step.

Made from rigid 1" OD tubing -- handles 450 lb. loads. Features expanded metal tread standard or specify alternate tread. 30" handrails -- measured vertically from front of step. Ladders ship unassembled. For fully assembled ladder -- specify (SU)... Add \$100.40
Built to OSHA and ANSI standards.
CAL OSHA available -- 6-9 step add \$104.03;
10+ steps add \$162.09. Gray powder coat finish.
FOB Shipping Point.



**POWDER
COATED
TOUGH™**



Easy operating lockstep.

Steps	Base W x L	Top Step	Overall	Wt. (lbs.)	Product No.	Serrated Grating (G)	Expanded Metal (X)	Perforated Step (P)	Abrasive Mat (R)
14" DEEP TOP STEP									
16" WIDE TREAD									
5	24 x 43"	50"	83"	71	H052414	\$730.60	\$608.43	\$552.79	\$608.43
6	24 x 49"	60"	93"	80	H062414	874.54	729.39	661.65	729.39
7	24 x 55"	70"	103"	89	H072414	945.91	788.66	717.29	788.66
8	24 x 61"	80"	113"	100	H082414	1,153.96	960.42	873.33	960.42

24" WIDE TREAD									
5	30 x 42"	50"	83"	110	H053014	791.08	660.44	599.96	660.44
6	30 x 49"	60"	93"	122	H063014	966.47	805.59	733.02	805.59
7	30 x 55"	70"	103"	143	H073014	1,047.51	873.33	794.71	873.33
8	32 x 61"	80"	113"	160	H083214	1,226.53	1,023.32	928.97	1,023.32
9	32 x 68"	90"	123"	175	H093214	1,326.93	1,105.57	1,005.18	1,105.57
10	32 x 74"	100"	133"	193	H103214	1,457.57	1,214.44	1,104.36	1,214.44
11	32 x 80"	110"	143"	205	H113214	1,597.88	1,330.56	1,210.81	1,330.56
12	32 x 87"	120"	153"	220	H123214	1,716.42	1,429.75	1,299.11	1,429.75
13	40 x 94"	130"	172"	250	H134014	2,378.07	1,982.53	1,803.51	1,982.53
14	40 x 100"	140"	182"	280	H144014	2,480.89	2,068.42	1,879.72	2,068.42
15	40 x 106"	150"	192"	310	H154014	2,582.50	2,153.09	1,957.13	2,153.09

Steps	Base W x L	Top Step	Overall	Wt. (lbs.)	Product No.	Serrated Grating (G)	Expanded Metal (X)	Perforated Step (P)	Abrasive Mat (R)
21" DEEP TOP STEP									
16" WIDE TREAD									
5	24 x 50"	50"	83"	102	H052421	\$1,034.21	\$910.83	\$855.19	\$910.83
6	24 x 56"	60"	93"	111	H062421	1,176.94	1,030.58	965.26	1,030.58
7	24 x 62"	70"	103"	120	H072421	1,249.52	1,092.27	1,019.69	1,092.27
8	24 x 68"	80"	113"	138	H082421	1,455.15	1,262.82	1,175.73	1,262.82

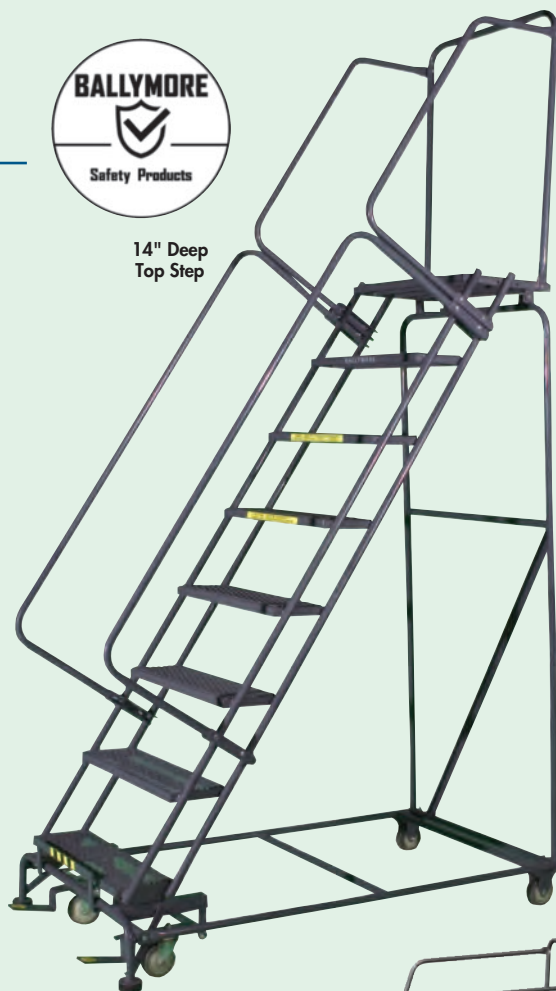
24" WIDE TREAD									
5	32 x 50"	50"	83"	121	H053221	1,095.90	962.84	903.57	962.84
6	32 x 56"	60"	93"	133	H063221	1,268.87	1,107.99	1,035.42	1,107.99
7	32 x 62"	70"	103"	154	H073221	1,351.12	1,175.73	1,095.90	1,175.73
8	32 x 68"	80"	113"	171	H083221	1,531.35	1,325.72	1,232.58	1,325.72
9	32 x 75"	90"	123"	186	H093221	1,628.12	1,406.76	1,307.58	1,406.76
10	32 x 81"	100"	133"	204	H103221	1,761.18	1,518.05	1,406.76	1,518.05
11	32 x 87"	110"	143"	216	H113221	1,899.07	1,634.17	1,513.21	1,634.17
12	32 x 94"	120"	153"	231	H123221	2,018.82	1,733.36	1,602.72	1,733.36
13	40 x 101"	130"	175"	261	H134021	2,681.68	2,286.14	2,104.70	2,286.14
14	40 x 107"	140"	185"	291	H144021	2,783.29	2,370.82	2,182.12	2,370.82
15	40 x 113"	150"	195"	321	H154021	2,886.11	2,455.49	2,259.53	2,455.49

Steps	Base W x L	Top Step	Overall	Wt. (lbs.)	Product No.	Serrated Grating (G)	Expanded Metal (X)	Perforated Step (P)	Abrasive Mat (R)
28" DEEP TOP STEP									
16" WIDE TREAD									
5	24 x 57"	50"	83"	113	H052428	\$1,111.62	\$990.66	\$935.02	\$990.66
6	24 x 63"	60"	93"	122	H062428	1,255.56	1,110.41	1,043.88	1,110.41
7	24 x 69"	70"	103"	131	H072428	1,328.14	1,170.89	1,097.11	1,170.89
8	24 x 75"	80"	113"	149	H082428	1,533.77	1,342.66	1,255.56	1,342.66

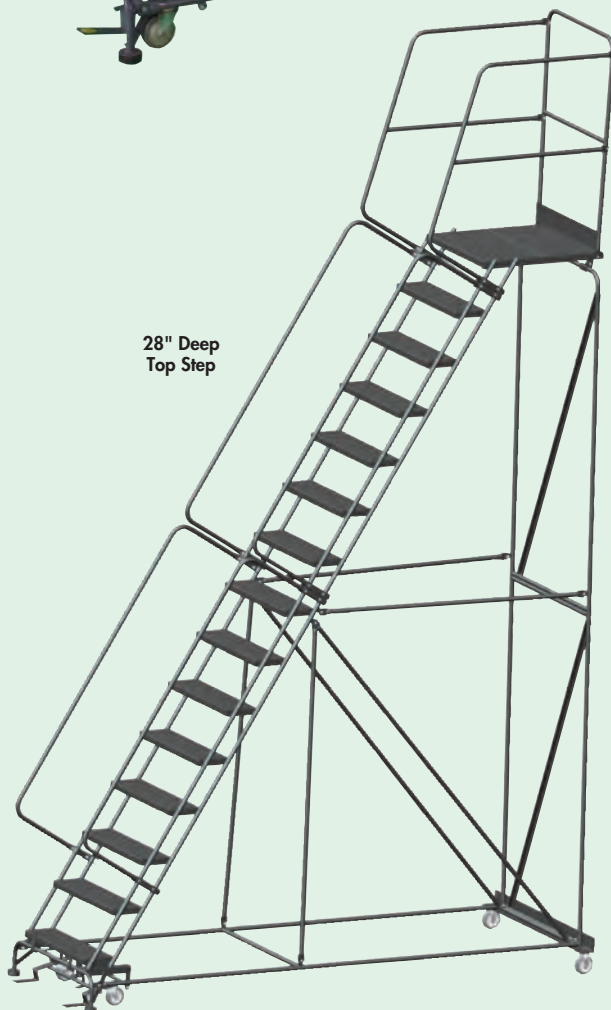
24" WIDE TREAD									
5	32 x 57"	50"	83"	132	H053228	1,174.52	1,041.47	982.20	1,041.47
6	32 x 63"	60"	93"	144	H063228	1,348.70	1,186.62	1,112.83	1,186.62
7	32 x 69"	70"	103"	165	H073228	1,429.75	1,255.56	1,175.73	1,255.56
8	32 x 75"	80"	113"	182	H083228	1,608.77	1,403.14	1,312.42	1,403.14
9	32 x 82"	90"	123"	197	H093228	1,706.75	1,486.60	1,386.20	1,486.60
10	32 x 88"	100"	133"	215	H103228	1,839.80	1,597.88	1,486.60	1,597.88
11	32 x 94"	110"	143"	227	H113228	1,978.91	1,712.79	1,590.62	1,712.79
12	32 x 101"	120"	153"	242	H123228	2,097.45	1,810.77	1,680.13	1,810.77
13	40 x 108"	130"	175"	272	H134028	2,761.52	2,364.77	2,184.54	2,364.77
14	40 x 115"	140"	185"	302	H144028	2,863.12	2,449.44	2,259.53	2,449.44
15	40 x 121"	150"	195"	332	H154028	2,965.94	2,535.32	2,338.16	2,535.32



14" Deep
Top Step



28" Deep
Top Step



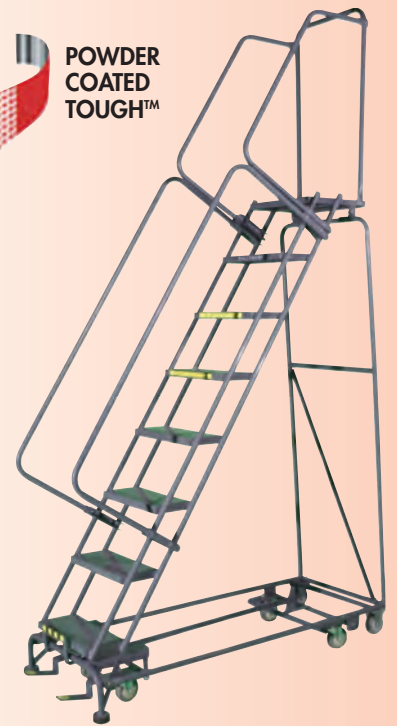
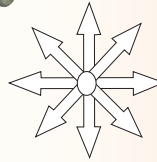

Surcharge may apply.

ROLLING LADDERS

Pivoting All Direction Ladders

- Pivots in its own radius.
- Easy to use footpedal activated lockstep.

Rolls on four swivel casters allowing the ladder to move in ALL DIRECTIONS. Rugged 450 lb. capacity. 14" Deep Top Step. Specify tread. Gray powder coat finish. Built to OSHA and ANSI standards. FOB Shipping Point.



No. Steps	Base W x D	Top Step Height	Overall Height	Wt. (lbs.)	Product No.	16" WIDE TREAD			
						Serrated Grating (G)	Abrasive Mat (R)	Perforated Step (P)	Expanded Metal (X)
6	24 x 49"	60"	93"	110	HPIP-6	\$1,029.37	\$857.61	\$783.82	\$857.61
7	24 x 55"	70"	103"	125	HPIP-7	1,101.95	918.09	839.46	918.09
8	24 x 61"	80"	113"	140	HPIP-8	1,307.58	1,089.85	995.50	1,089.85
No. Steps	Base W x D	Top Step Height	Overall Height	Wt. (lbs.)	Product No.	24" WIDE TREAD			
						Serrated Grating (G)	Abrasive Mat (R)	Perforated Step (P)	Expanded Metal (X)
6	32 x 49"	60"	93"	124	HPIP-6-32	1,121.30	935.02	853.98	935.02
7	32 x 55"	70"	103"	141	HPIP-7-32	1,203.55	1,002.76	916.88	1,002.76
8	32 x 61"	80"	113"	158	HPIP-8-32	1,382.57	1,151.54	1,052.35	1,151.54
9	32 x 68"	90"	123"	175	HPIP-9	1,480.55	1,235.00	1,127.35	1,235.00
10	32 x 74"	100"	133"	188	HPIP-10	1,612.40	1,343.87	1,226.53	1,343.87
11	32 x 80"	110"	143"	205	HPIP-11	1,752.71	1,459.99	1,332.98	1,459.99
12	32 x 87"	120"	153"	220	HPIP-12	1,871.25	1,559.17	1,422.49	1,559.17

Ships unassembled for freight savings. As a fully assembled ladder, specify SU... add \$100.40

Patented Navigator

- Standard 30" fixed rails on both sides and a rear guardrail.
- Optional folding rails are available on both sides of the steps to allow easier access for stocking and retrieving.

The Navigator is ideal for stock rooms and retail environments that are looking for a safer alternative to A-Frame ladders. Specifically designed with a compact base to allow safer access to stock in confined areas and for use in narrow aisles. The raised base frame allows the ladder to straddle corners when turning. Includes the patented safety feature of the weight actuated Lock Step, which prohibits the use of the ladder while in the rolling position. Comfortable 14" Deep Top Step. Rugged 450 lb. capacity. Rolls on four 4" swivel casters. The All Directional caster design provides 360° turning radius. Comes standard with solid steel steps with abrasive Non-Slip mats (other treads styles available). Durable Gray powder coat finish. Available to be boxed -- call for more information. FOB Shipping Point.

Product No.	No. of Steps	PATENTED NAVIGATOR			Wt. (lbs.)	Price Ea.
		Base W x D	Top Step Height	Overall Height		
STANDARD FIXED RAILS						
HNAV-7RS	7	24 x 51"	70"	103"	160	\$1,146.70
HNAV-8RS	8	24 x 57"	80"	113"	176	1,266.45
HNAV-9RS	9	24 x 63"	90"	123"	192	1,337.82
HNAV-10RS	10	24 x 69"	100"	133"	210	1,433.38
FOLDING RAILS						
HNAV-9RF	9	24 x 63"	90"	123"	192	1,457.57
HNAV-10RF	10	24 x 69"	100"	133"	210	1,553.13

Ships unassembled for freight savings. As a fully assembled ladder, specify SU... add \$100.40



Folding Rail



HNAV-10RS
Standard Fixed Rails



HNAV-10RF
Folding Rails

Surcharge may apply.



Stock Picking Ladders

- Combines the benefit of a rolling safety ladder and a stock picking cart.
- Multi shelves for storage.

Choice of 14" top step or 21"D. top step. Sturdy shelves; 2 shelves on 6-7 step models; 3 shelves on 8-12 step models. Combined 600 lbs. capacity -- 300 lbs. for the ladder and 300 lbs. for the storage shelves. Gray powder coat finish. Expanded metal tread standard or specify alternate tread. FOB Shipping Point.

Ships unassembled for freight savings. As a fully assembled ladder, specify SU... add \$100.40

No. Steps	Base W x L	14" DEEP TOP STEP - NARROW (16"W. STEP) Top Step Height	Overall Height	Wt. (lbs.)	Product No.	Expanded Metal (X)	Perforated Step (P)
6	24 x 49"	60"	93"	80	HSPL-6-14N	\$901.15	\$826.16
7	24 x 55"	70"	103"	89	HSPL-7-14N	960.42	880.59
8	24 x 61"	80"	113"	120	HSPL-8-14N	1,132.19	1,036.63
No. Steps	Base W x L	21" DEEP TOP STEP - NARROW (16"W. STEP) Top Step Height	Overall Height	Wt. (lbs.)	Product No.	Expanded Metal (X)	Perforated Step (P)
6	24 x 56"	60"	93"	91	HSPL-6-N	1,030.58	948.33
7	24 x 62"	70"	103"	100	HSPL-7-N	1,089.85	1,002.76
8	24 x 68"	80"	113"	131	HSPL-8-N	1,261.61	1,160.01
No. Steps	Base W x L	14" DEEP TOP STEP - (24"W. STEP) Top Step Height	Overall Height	Wt. (lbs.)	Product No.	Expanded Metal (X)	Perforated Step (P)
6	32 x 49"	60"	93"	150	HSPL-6-14	977.36	895.10
7	32 x 55"	70"	103"	166	HSPL-7-14	1,046.30	958.00
8	32 x 61"	80"	113"	205	HSPL-8-14	1,195.08	1,093.48
9	32 x 68"	90"	123"	215	HSPL-9-14	1,277.34	1,168.47
10	32 x 74"	100"	133"	225	HSPL-10-14	1,387.41	1,268.87
11	32 x 80"	110"	143"	235	HSPL-11-14	1,502.32	1,372.90
12	32 x 87"	120"	153"	250	HSPL-12-14	1,602.72	1,463.62
No. Steps	Base W x L	21" DEEP TOP STEP - (24"W. STEP) Top Step Height	Overall Height	Wt. (lbs.)	Product No.	Expanded Metal (X)	Perforated Step (P)
6	32 x 56"	60"	93"	160	HSPL-6	1,106.78	1,018.48
7	32 x 62"	70"	103"	176	HSPL-7	1,175.73	1,080.17
8	32 x 68"	80"	113"	215	HSPL-8	1,324.51	1,215.65
9	32 x 74"	90"	123"	225	HSPL-9	1,406.76	1,290.64
10	32 x 80"	100"	133"	235	HSPL-10	1,515.63	1,391.04
11	32 x 87"	110"	143"	245	HSPL-11	1,631.75	1,496.28
12	32 x 93"	120"	153"	260	HSPL-12	1,732.15	1,587.00

STAINLESS & ALUMINUM LADDERS

Stainless Steel - Lockstep Ladders

- T304 Stainless.
- Ideal for wash down and corrosive environments.

Built to OSHA and ANSI standards. 450 lb. capacity. All stainless steel ladders are manufactured with industrial grade welds - not recommended for clean rooms. Casters and springs are not stainless steel. Available in (P) Perforated Step or (G) Heavy Duty Serrated Grating. FOB Shipping Point.



Aluminum Ladders - Wheelbarrow Style

- Lightweight, corrosive resistant ladder is ideal for outdoor requirements.
- Ideal for rough surfaces - comes standard with skid plates and 10" rubber wheels.

300 lb. capacity. Lightweight lift and wheelbarrow portability. 7"D. intermediate treads, 10"D. top step. Available in (G) Heavy Duty Serrated Grating or Solid Ribbed Tread. All welded unit is shipped set-up. FOB Shipping Point.



Shown With
Optional 20" Deep
Top Step

STAINLESS STEEL -- LOCKSTEP							
Product No.	No. Steps	Top Height	Overall Height	Base W x L	Wt. (lbs.)	(G) TREAD Price Ea.	(P) TREAD Price Ea.
HSS052414	5	50"	83"	24 x 46"	95	\$2,086.56	\$1,897.86
HSS062414	6	60"	93"	24 x 52"	105	2,422.83	2,202.68
HSS072414	7	70"	103"	24 x 58"	114	2,759.10	2,509.92
HSS082414	8	80"	113"	24 x 64"	132	3,097.79	2,814.74
HSS053014	5	50"	83"	32 x 46"	113	2,388.96	2,173.65
HSS063014	6	60"	93"	32 x 52"	126	2,749.42	2,499.03
HSS073014	7	70"	103"	32 x 58"	147	3,107.46	2,825.63
HSS083214	8	80"	113"	32 x 64"	165	3,467.92	3,151.01
HSS093214	9	90"	123"	32 x 70"	180	3,825.96	3,477.60
HSS103214	10	100"	133"	32 x 76"	199	4,184.01	3,804.19
HSS113214	11	110"	143"	32 x 82"	211	4,544.47	4,130.78
HSS123214	12	120"	153"	32 x 88"	227	4,902.51	4,457.38

ALUMINUM LADDERS -- WHEELBARROW STYLE							(G) SERRATED GRATING	SOLID RIBBED TREAD
Product No.	No. Steps	Top Height	Overall Height	Step Width	Base W x L	Wt. (lbs.)	Price Ea.	Price Ea.
HALWB5	5	50"	83"	18"	30 x 47"	42	\$1,313.63	\$1,250.73
HALWB6	6	60"	93"	18"	30 x 53"	50	1,470.87	1,400.72
HALWB7	7	70"	103"	18"	30 x 60"	58	1,628.12	1,550.71
HALWB8	8	80"	113"	18"	30 x 66"	66	1,786.58	1,700.70
HALWB9	9	90"	123"	18"	36 x 72"	74	1,943.83	1,850.69
HALWB10	10	100"	133"	18"	36 x 78"	82	2,101.08	2,000.68
HALWB530	5	50"	83"	24"	36 x 47"	50	1,365.64	1,300.32
HALWB630	6	60"	93"	24"	36 x 53"	60	1,544.66	1,470.87
HALWB730	7	70"	103"	24"	36 x 60"	70	1,722.47	1,641.43
HALWB830	8	80"	113"	24"	36 x 66"	80	1,901.49	1,810.77
HALWB930	9	90"	123"	24"	36 x 72"	90	2,079.30	1,981.32
HALWB1030	10	100"	133"	24"	36 x 78"	100	2,258.32	2,150.67
Optional 20"D. Top Step. Add \$174.18								

Optional 20"D. Top Step. Add \$174.18

Stainless Steel & Aluminum Rolling Ladders

Surcharge may apply.

- Paint free for food or pharmaceutical applications.
- OSHA & ANSI compliant.
- 450 lb. capacity stainless steel, 450 lb. capacity aluminum ladders.



Shown with 20"D. top step.

TILT & ROLL LADDERS					16" WIDE TREADS STAINLESS STEEL				ALUMINUM			
Steps	Base W x L	Height Top Step	Overall	Product No.	Wt. (lbs.)	Price Ea. (G)	Price Ea. (P)	Product No.	Wt. (lbs.)	Price Ea. (G)	Price Ea. (R)	
2	20 x 19"	19"	49"	HSSTR220	36	\$1,189.04	\$1,080.17	HA2SH-TR	21	\$591.49	\$564.88	
3	20 x 25"	28.5"	58.5"	HSSTR320	42	1,391.04	1,264.03	HA3SH-TR	27	754.79	718.50	
4	20 x 38"	40"	73"	HSSTR420	47	1,614.82	1,468.45	HA4SH-TR	34	918.09	874.54	
5	20 x 44"	50"	83"	HSSTR520	52	1,862.78	1,693.44					
6	24 x 50"	60"	93"	HSSTR624	65	2,087.77	1,896.65					
24" WIDE TREADS												
2	30 x 19"	19"	49"	HSSTR230	43	1,300.32	1,182.99	HA2SH30-TR	28	673.75	642.30	
3	30 x 25"	28.5"	58.5"	HSSTR330	55	1,548.29	1,406.76	HA3SH30-TR	34	893.89	852.77	
4	30 x 38"	38-40"	73"	HSSTR430*	64	1,816.82	1,651.10	HA4SH30-TR*	41	1,115.25	1,062.03	
5	30 x 44"	47-50"	83"	HSSTR530*	77	2,108.33	1,918.43	HA5SH30-TR*	49	1,312.42	1,250.73	
6	30 x 50"	57-60"	93"	HSSTR630*	85	2,401.06	2,182.12	HA6SH30-TR*	60	1,499.90	1,428.54	
7	30 x 56"	66.5"	96.5"					HA7SH30-TR	67	1,683.76	1,603.93	

*Aluminum 4-7 step ladders have a 9.5" step spacing and a shorter base depth. Stainless steel ladders have 10" step spacing.

STAINLESS STEEL ROLLING LADDERS

T304. Ideal for wash down or corrosive environments. Casters and springs are not stainless. 450 lb. capacity. Specify Serrated (G) or Perforated (P) Tread. 20"D. top step available. Add \$279.42

SPRING LOADED					16" WIDE TREADS STAINLESS STEEL			ALUMINUM			
Steps	Base W x L	Top Step	30-33" Rails	Product No.	Wt. (lbs.)	Price Ea. (G)	Price Ea. (P)	Product No.	Wt. (lbs.)	Price Ea. (G)	Price Ea. (R)
1	18 x 20"	12"	No	HSS1N®	24	\$785.03	\$713.66				
2	20 x 19"	19"	No	HSS2N®	28	987.03	897.52	HA2S*®	15	\$475.37	\$453.60
3	20 x 25"	28.5"	No	HSS3N®	35	1,189.04	1,080.17	HA3S*®	20	586.66	558.84
4	20 x 31"	38"	No					HA4S	29	765.68	731.81
2	20 x 19"	19"	49"	HSS220	40	1,189.04	1,080.17	HA2SH	21	591.49	564.88
3	20 x 25"	28.5"	58.5"	HSS320	46	1,391.04	1,264.03	HA3SH	27	754.79	718.50
4	20 x 31"	38"	68"	HSS420	70	1,614.82	1,468.45	HA4SH	34	918.09	874.54
24" WIDE TREADS											
2	30 x 19"	19"	No	HSS2N30®	43	1,098.32	999.13	HA2S30*®	22	586.66	558.84
3	30 x 25"	28.5"	No	HSS3N30	55	1,346.28	1,224.12	HA3S30	28	720.92	687.05
4	30 x 31"	38"	No					HA4S30	35	899.94	856.40
2	30 x 19"	19"	49"	HSS230	43	1,300.32	1,182.99	HA2SH30	28	673.75	642.30
3	30 x 25"	28.5"	58.5"	HSS330	55	1,548.29	1,406.76	HA3SH30	34	893.89	852.77
4	30 x 35"	38-40"	73"	HSS430*	85	1,816.82	1,651.10	HA4SH30*	41	1,115.25	1,062.03
5	30 x 42"	47-50"	83"	HSS530*	96	2,108.33	1,918.43	HA5SH30*	49	1,312.42	1,250.73
6	30 x 49"	57-60"	93"	HSS630*	105	2,401.06	2,182.12	HA6SH30*	60	1,499.90	1,428.54
7	30 x 56"	66-70"	103"	HSS730*	115	2,692.57	2,447.02	HA7SH30*	67	1,683.76	1,603.93

*Aluminum 4-7 step ladders have a 9.5" step spacing and a shorter base depth. Stainless Steel ladders have 10" step spacing.

*Eligible for UPS.

ALUMINUM ROLLING LADDERS

Perfect for use in banks, libraries and hospitals. 450 lb. capacity. Specify Serrated (G) or Ribbed (R) Tread. Colorful painted aluminum available -- call for pricing. 20"D. top step available -- add \$174.18



Aluminum
Rolling Ladders

MONSTER LINE

Rolling Safety Ladder Extra Heavy Duty 600 lb. Capacity Ladder

- **21" Deep top step.**
- **Base frame and rear vertical are rugged 2" x 1" rectangular tubing.**
- **59° Slope.**
- **Weight actuated lockstep.**
- **High quality non-marking wheels with roller bearings and dust cover.**
- **Rear corner bumpers.**
- **Tough Powder Coat Gray Finish.**
- **Exceeds OSHA and ANSI standards.**

**Includes Weight Actuated Lockstep:
The Safest, Most Durable
Lockstep on the Market**



**POWDER
COATED
TOUGH™**



MONSTER LINE LADDERS								
24" WIDE TREAD								
No. Steps	Base W x D	Top Step Height	Overall Height	Wt. (lbs.)	Product No.	Serrated Grating (G)	Perforated Step (P)	Expanded Metal (X)
6	32 x 56"	60"	93"	165	HML063221	\$1,407.97	\$1,225.32	\$1,287.01
7	32 x 62"	70"	103"	189	HML073221	1,493.86	1,297.90	1,364.43
8	32 x 68"	80"	113"	209	HML083221	1,677.72	1,458.78	1,530.14
9	32 x 75"	90"	123"	227	HML093221	1,779.32	1,547.08	1,624.49
10	32 x 81"	100"	133"	248	HML103221	1,917.22	1,666.83	1,750.29
11	32 x 87"	110"	143"	263	HML113221	2,058.74	1,791.42	1,880.93
12	32 x 94"	120"	153"	281	HML123221	2,183.33	1,897.86	1,994.63
13	40 x 101"	130"	172"	314	HML134021	2,866.75	2,492.99	2,618.78
14	40 x 107"	140"	182"	347	HML144021	2,971.99	2,584.92	2,714.34
15	40 x 113"	150"	192"	380	HML154021	3,077.22	2,676.84	2,808.69

Options for the Monster Line Ladders 600 lb. Capacity Ladder	Price Ea.
28"D. Top Step	\$211.68
All Directional	209.26
Side Exit	216.52
Rear Exit	216.52
Skidding	71.37
Employee Only Sign	125.80
CAL-OSHA 5-9 Step	104.03
CAL-OSHA 10-12 Step	162.09

Surcharge may apply.

- **Weight Actuated lockstep**
- **Top step is 21" deep for additional comfort and safety.**

Unique 50° stairway slope for easy descent. Intermediate steps are 7"D. Built to OSHA and ANSI standards. CAL OSHA available. Specify tread type. Ladders ship knocked down -- for setup please specify (SU) ... Add **\$92.96**. Gray powder coat finish. FOB Shipping Point.

**Includes Weight Actuated Lockstep:
The Safest, Most Durable
Lockstep on the Market**

No. of Steps	Base W x L	Height Top Step	Overall	Wt. (lbs.)	Product No.	Serrated Grating (G)	Expanded Metal (X)	Perforated Step (P)	Abrasive Mat (R)
5	32 x 53"	50"	83"	132	HHDS-5	\$1,271.29	\$1,059.61	\$962.84	\$1,059.61
6	32 x 63"	60"	93"	152	HHDS-6	1,418.86	1,181.78	1,074.12	1,181.78
7	32 x 72"	70"	103"	178	HHDS-7	1,600.30	1,332.98	1,212.02	1,332.98
8	32 x 80"	80"	113"	204	HHDS-8	1,856.74	1,548.29	1,406.76	1,548.29
9	32 x 88"	90"	123"	227	HHDS-9	2,058.74	1,716.42	1,559.17	1,716.42
10	32 x 97"	100"	133"	245	HHDS-10	2,157.93	1,798.68	1,634.17	1,798.68
11	32 x 105"	110"	143"	278	HHDS-11	2,664.75	2,220.83	2,018.82	2,220.83
12	32 x 113"	120"	153"	297	HHDS-12	2,786.92	2,322.43	2,110.75	2,322.43

Options for Heavy Duty 600 lb. Capacity Ladder	Price Ea.
28"D. Top Step	\$347.16
All Directional	209.26
Side Exit	216.52
Rear Exit	216.52
Skidding	71.37
Employee Only Sign	125.80
CAL-OSHA 5-9 Step	104.03
CAL-OSHA 10-12 Step	162.09



Shown with all directional option.
Recommended for larger ladders.



- Designed to access trucks and docks.
- Vertical frame constructed with 2" x 1" rectangular tubing.

No rear guardrail is standard for easy walk through (includes snap chain). Heavy duty serrated grating tread for added safety. Rolls easily on 10" rubber wheels. Available in both 59° ladder slope or gradual 50° stairway slope. 450 lb. capacity. Built to OSHA and ANSI standards. Gray powder coat finish. FOB Shipping Point.

LADDER SLOPE 59°							STAIRWAY SLOPE 50°						
Product No.	Step Width	Top Step Height	Overall Height	Base W x L	Wt. (lbs.)	Price Ea.	Product No.	Step Width	Top Step Height	Overall Height	Base W x L	Wt. (lbs.)	Price Ea.
HTA-5-24	24"	50"	80"	32 x 53"	145	\$731.81	HSW-TA-5-24	24"	50"	80"	32 x 60"	155	\$793.50
HTA-5-36	36"	50"	80"	44 x 53"	180	787.45	HSW-TA-5-36	36"	50"	80"	44 x 60"	190	849.14

For CAL OSHA ... Add \$77.41

ROLLING LADDERS

New Available in Aluminum!



POWDER COATED TOUGH™

Steel and Aluminum Lock-N-Stock Folding Ladder

- Lock the stair section in place -- Climb it, Roll it, Fold it, or Store it.
- Welded steel construction rated to 350 lbs.
- New light weight aluminum ladders are rated to 300 lbs.

Rugged, dependable and safe to use. Features 58° slope with 7"D. steps for safe, easy climbing. All welded construction for long wearing use. No hinge to break. Easy to maneuver in the open or closed positions. Locks in the folded or climbing positions for extra safety. Approx. 10"D. when folded for space saving storage. Built to ANSI 14.2 standards. FOB Shipping Point.



Product No.	Cap. (lbs.)	No. Steps	STEEL LOCK-N-STOCK FOLDING LADDERS				Wt. (lbs.)	UPS Shipping	Price Ea.
			Top Step Height	Open Size W x L	Folded Size W x D x H				
HLS2247	350	2	20"	24 x 17"	10 x 24 x 41"	36	Yes		\$296.35
HLS3247	350	3	30"	24 x 23"	10 x 24 x 52"	44	Yes		384.65
HLS4247	350	4	40"	24 x 30"	10 x 24 x 65"	51	No		463.28
NEW ALUMINUM LOCK-N-STOCK FOLDING LADDERS									
HALS3247	300	3	28½"	24 x 23"	10 x 24 x 52"	23	Yes		627.78
HALS4247	300	4	38"	24 x 30"	10 x 24 x 65"	28	Yes		708.83

Tilt & Roll Ladders

- Balanced design allows ladder to tilt easily and roll effortlessly on 2-4" casters.
- 24"W. treads.

Oversized 20"D. x 24"W. top step. 450 lbs. capacity. Gray powder coat finish. Expanded metal standard or specify alternate tread. FOB Shipping Point.

NON-STRADDLE BASE									
No. Steps	Top Step Height	Overall Height	Product No.	Base W x L	Wt. (lbs.)	Serrated Grating (G)	Expanded Metal (X)	Perforated Step (P)	
3	30"	63"	HTR-3	30 x 40"	84	\$564.88	\$469.32	\$426.99	
4	40"	73"	HTR-4	30 x 47"	91	650.76	541.90	493.52	
5	50"	83"	HTR-5	30 x 54"	98	735.44	612.06	556.42	
6	60"	93"	HTR-6	30 x 61"	109	818.90	683.42	621.73	
STRADDLE BASE									
3	30"	63"	HHL-3NS	26 x 40"	96	780.19	649.56	590.28	
4	40"	73"	HHL-4NS	26 x 45"	103	936.23	780.19	708.83	
5	50"	83"	HHL-5NS	26 x 52"	110	1,059.61	884.22	803.17	
6	60"	93"	HHL-6NS	26 x 58"	121	1,184.20	987.03	897.52	



Non-Straddle Base

Straddle base shown with optional 10" x 24" tool tray. HPHT Add \$153.62

Spring Loaded Casters Ladders

- Mounted on 4 spring loaded swivel casters that retract under user's weight.

450 lb. capacity – made from heavy-duty 1" dia. tubing. 1 to 4 step ladders have 10"D. top step with 7" intermediate steps and ship flat in a box via UPS. 5 thru 7 step ladders have a 14"D. top step and ship KD. Set-up available – add \$71.37 per ladder. CAL OSHA compliant on 1 - 4 steps. For 5 - 7 steps add \$104.03. FOB Shipping Point.



Spring loaded casters retract under user's weight.

Surcharge may apply.

			16" WIDE STEP							24" WIDE STEP						
Steps	Top Step	Overall	Product No.	Base W x L	Wt. (lbs.)	Serrated Grating (G)	Expanded Metal (X)	Perforated Step (P)	Abrasive Mat (R)	Product No.	Base W x L	Wt. (lbs.)	Serrated Grating (G)	Expanded Metal (X)	Perforated Step (P)	Abrasive Mat (R)
NO HANDRAILS																
1	12"	12"	118	18 x 16"	18	\$223.78	\$186.28	\$169.34	\$186.28	126	26 x 16"	20	\$238.29	\$199.58	\$181.44	\$199.58
2	19"	19"	218	20 x 19"	22	280.63	234.66	211.68	234.66	226	30 x 19"	28	308.45	256.44	233.45	256.44
3	28.5"	28.5"	318	20 x 25"	31	337.48	280.63	256.44	280.63	326	30 x 25"	36	391.91	327.80	297.56	327.80
4	38"	38"	418	20 x 31"	42	402.80	335.06	303.61	335.06	426	30 x 31"	51	472.95	393.12	356.83	393.12
WITH HANDRAILS																
2	19"	49"	HH218	20 x 19"	36	356.83	297.56	270.95	297.56	HH226	30 x 19"	42	394.33	329.01	298.77	329.01
3	28.5"	58.5"	HH318	20 x 25"	45	394.33	329.01	298.77	329.01	HH326	30 x 25"	50	446.34	372.56	338.69	372.56
4	38"	68"	HH418	20 x 31"	56	481.42	401.59	365.30	401.59	HH426	30 x 31"	65	580.61	483.84	440.29	483.84
5	50"	83"	HHFSH518	20 x 37"	75	597.54	498.36	453.60	498.36	HHFSH526	30 x 37"	87	713.66	593.91	539.48	593.91
6	60"	93"	HHFSH618	24 x 49"	83	722.13	602.38	547.95	602.38	HHFSH626	30 x 49"	98	839.46	699.15	635.04	699.15
7	70"	103"	HHFSH718	24 x 56"	89	792.29	660.44	599.96	660.44	HHFSH726	30 x 56"	108	919.30	765.68	696.73	765.68

Ladders ship unassembled.
Available fully assembled -- specify SU Add \$71.37

LADDERS & LIFTS



Ladder comes with Rear Guard Rail. Shown with the option "Remove Rear Guard Rail & Insert Snap Chains" for walk off accessibility.



Cantilever Ladders

- Tough powder coat gray finish.
- Easy to assemble

Cantilevered Rolling Ladders are the perfect solution to access those hard-to-reach places. Allows the worker to stand out over the top of objects, such as tanks, trucks, or equipment. Top step includes 14" rear cantilever as standard, with options for 28", 35", or 42" cantilever. Frame is heavy duty 1" x 2" rectangular steel tubing. High quality 5" x 2" locking casters for easy rolling. Ships unassembled to reduce freight costs and risk of damage. Counterweight ships with ladder. Meets ANSI Special Purpose standards. Customized cantilevers are available to meet special requirements. Comes standard with Perforated Step (P) tread; for Serrated Grating (G) ...add \$41.13. FOB Shipping Point.

Product No.	No. Steps	Platform Height	Vertical Clearance	14" Cantilever Perforated Step (P)			28" Cantilever Perforated Step (P)			35" Cantilever Perforated Step (P)			42" Cantilever Perforated Step (P)		
				Base Size	Wt. (lbs.)	Price Ea.	Base Size	Wt. (lbs.)	Price Ea.	Base Size	Wt. (lbs.)	Price Ea.	Base Size	Wt. (lbs.)	Price Ea.
HCL-6	6	60"	57"	32 x 46"	468	\$2,316.38	32 x 53"	735	\$3,304.63	32 x 60"	763	\$3,550.18	32 x 67"	791	\$3,806.61
HCL-7	7	70"	67"	32 x 52"	442	2,456.70	32 x 52"	695	3,443.73	32 x 59"	773	3,690.49	32 x 66"	801	3,945.72
HCL-8	8	80"	77"	32 x 58"	412	2,760.31	32 x 58"	640	3,748.55	32 x 58"	779	3,994.10	32 x 65"	807	4,250.53
HCL-9	9	90"	87"	32 x 65"	405	2,928.44	32 x 65"	583	3,916.68	32 x 65"	697	4,161.02	32 x 65"	811	4,417.46
HCL-10	10	100"	97"	32 x 71"	401	3,158.27	32 x 71"	554	4,145.30	32 x 71"	668	4,389.64	32 x 71"	757	4,646.07
HCL-11	11	110"	107"	32 x 77"	405	3,390.51	32 x 77"	544	4,378.75	32 x 77"	633	4,623.09	32 x 77"	722	4,879.53
HCL-12	12	120"	117"	32 x 84"	409	3,592.51	32 x 84"	537	4,580.76	32 x 84"	601	4,825.09	32 x 84"	690	5,082.74
HCL-13	13	130"	127"	40 x 90"	417	4,717.44	40 x 90"	520	5,321.03	40 x 90"	609	5,513.36	40 x 90"	673	5,693.59
HCL-14	14	140"	137"	40 x 96"	450	4,891.62	40 x 96"	528	5,494.00	40 x 96"	592	5,687.54	40 x 96"	656	5,866.56
HCL-15	15	150"	147"	40 x 103"	458	5,064.60	40 x 103"	536	5,668.19	40 x 103"	600	5,859.30	40 x 103"	664	6,039.53

Add \$41.13 for Serrated Grating (G).

Weights are for the ladders only and do not include the weight of the packaging - call for freight quote.

Base length and overall length may vary slightly. If you have a tight space, please call to confirm.

Option: Remove Rear Guard Rail and Insert Snap Chains... Add \$215.31

Surcharge may apply.

Tank-Top Lifts

- Provides easy access to tank truck and railroad car hatches.
- Excellent where cantilevered work deck is required.
- Great for trailer top snow and ice removal.

Deck height is hydraulically adjustable from 9' to 13' underclearance. Platform measures 24" x 48".

Base is 28" x 60". Fixed outrigger spread is 69". Rolls on 8" casters with polyurethane tread -- 2 swivels with locks, 2 rigid. Ships in 3 pieces. Gray enamel paint. FOB Shipping Point.

Model shown with optional 30" extension railing and in optional Safety Orange



TANK-TOP LIFTS							
Product No.	Platform Max Height	Platform Min Height	Platform Length	Platform Width	Underclearance Height	Wt. (lbs.)	Price Ea.
HTT9-13	13'8"	9'4"	48"	24"	Adjustable 9' to 13'	1525	\$9,880.01
HTT9-13F	13'8"	9'4"	48"	24"	Non-Adjustable 9' to 13'	1450	8,135.77
HTT7-11	11'8"	7'4"	48"	24"	Adjustable 7' to 11'	1450	9,642.93
HTT11-15	15'8"	11'4"	48"	24"	Adjustable 11' to 15'	1625	10,548.92

Optional Accessories

Tool Tray, Price Ea. \$146.36

Fluorescent Tube Holder, Price Ea. \$263.69

Platform Duplex Receptacle, Price Ea. \$464.49

Removable 30" Extension Railing, Price Ea. \$482.63

Safety Orange Powder Coat Finish

(recommended for outdoor applications), Price Ea. \$517.71

Fold-N-Store Rolling Ladder

- Ladder can be easily folded for storage or transportation.
- Provides tilt and roll mobility when set up.

Features wheelbarrow style portability. Expanded metal standard or specify alternate tread. Large 10" rubber wheels roll easily on rough surfaces.

Rugged 350 lb. capacity. Gray powder coat finish. FOB Shipping Point. Ships Unassembled. For fully assembled ladder, specify SU Add \$107.65. CAL-OSHA available -- add \$104.03 for 5-9 steps and add \$162.09 for 10-12 steps.

No. of Steps	Base W x L	Height Top Step	Overall	Wt. (lbs.)	Product No.	Serrated Grating (G)	Perforated Step (P)	Expanded Metal (X)
5	30 x 46"	50"	83"	90	HFAWL-5	\$844.30	\$639.88	\$703.99
6	30 x 52"	60"	93"	100	HFAWL-6	916.88	694.31	763.26
7	30 x 58"	70"	103"	110	HFAWL-7	988.24	749.95	823.74
8	30 x 64"	80"	113"	120	HFAWL-8	1,057.19	800.76	881.80
9	30 x 70"	90"	123"	135	HFAWL-9	1,143.07	866.07	953.16
10	30 x 76"	100"	133"	148	HFAWL-10	1,226.53	928.97	1,022.11
11	30 x 82"	110"	143"	165	HFAWL-11	1,311.21	994.29	1,092.27
12	30 x 88"	120"	153"	175	HFAWL-12	1,435.80	1,087.43	1,196.29



Optional Replaceable Skid Plate for rough surfaces add \$105.24



MOBILE WORK PLATFORMS

800 Lbs. Capacity Work Platforms

- Two person, 800 lbs. capacity work platforms with serrated grating for the toughest jobs.
- Base and frame are made of rugged 2 x 1" rectangular steel.

Choice of 24" or 36" wide platforms. Pedal activated lockstep with 4" casters. Rails removed for shipping. OSHA/ANSI approved. CAL OSHA available add \$131.85. Custom platforms, all welded 800 lbs. and aluminum or stainless steel available -- contact dealer for pricing. Work Platforms are non-returnable. FOB Shipping Point.



HSEP SERIES

Single Entry

SINGLE ENTRY WITHOUT HANDRAILS															
ADD PLATFORM LENGTH TO PART NO. TO SPECIFY LENGTH															
36" LONG PLATFORM						48" LONG PLATFORM				60" LONG PLATFORM			72" LONG PLATFORM		
Steps	Height	Width	Product No.	Base W x D	Wt. (lbs.)	Price Ea.	Base W x D	Wt. (lbs.)	Price Ea.	Base W x D	Wt. (lbs.)	Price Ea.	Base W x D	Wt. (lbs.)	Price Ea.
3	30"	24"	HSNR3-24	33 x 48"	105	\$893.89	33 x 60"	127	\$994.29	33 x 72"	149	\$1,110.41	33 x 84"	171	\$1,226.53
3	30"	36"	HSNR3-36	38 x 48"	121	1,046.30	38 x 60"	143	1,306.37	38 x 72"	150	1,486.60	38 x 84"	187	1,663.20
4	40"	24"	HSNR4-24	33 x 54"	121	1,016.06	33 x 66"	143	1,129.77	33 x 78"	165	1,248.31	33 x 90"	187	1,366.85
4	40"	36"	HSNR4-36	38 x 54"	138	1,187.83	38 x 66"	160	1,485.39	38 x 78"	182	1,654.73	38 x 90"	204	1,824.08

SINGLE ENTRY WITH PLATFORM HANDRAILS															
ADD PLATFORM LENGTH TO PART NO. TO SPECIFY LENGTH															
36" LONG PLATFORM						48" LONG PLATFORM				60" LONG PLATFORM			72" LONG PLATFORM		
Steps	Height	Width	Product No.	Base W x D	Wt. (lbs.)	Price Ea.	Base W x D	Wt. (lbs.)	Price Ea.	Base W x D	Wt. (lbs.)	Price Ea.	Base W x D	Wt. (lbs.)	Price Ea.
3	30"	24"	HSEP3-24	33 x 48"	136	\$1,020.90	33 x 60"	151	\$1,130.98	33 x 72"	172	\$1,254.36	33 x 84"	193	\$1,382.57
3	30"	36"	HSEP3-36	38 x 48"	153	1,172.10	38 x 60"	178	1,443.05	38 x 72"	202	1,631.75	38 x 84"	226	1,819.24
4	40"	24"	HSEP4-24	33 x 54"	151	1,143.07	33 x 66"	165	1,267.66	33 x 78"	186	1,393.46	33 x 90"	207	1,522.89
4	40"	36"	HSEP4-36	38 x 54"	167	1,314.84	38 x 66"	193	1,623.28	38 x 78"	217	1,799.88	38 x 90"	240	1,980.12
5	50"	24"	HSEP5-24	33 x 60"	165	1,205.97	33 x 72"	178	1,341.45	33 x 84"	199	1,562.80	33 x 96"	220	1,782.95
5	50"	36"	HSEP5-36	38 x 60"	182	1,410.39	38 x 72"	206	1,762.39	38 x 84"	230	1,940.20	38 x 96"	253	2,119.22
6	60"	24"	HSEP6-24	33 x 66"	178	1,384.99	33 x 78"	193	1,682.55	33 x 90"	215	1,792.63	33 x 102"	237	1,902.70
6	60"	36"	HSEP6-36	38 x 66"	198	1,781.74	38 x 78"	220	2,217.20	38 x 90"	245	2,363.56	38 x 102"	270	2,506.29
7	70"	24"	HSEP7-24	33 x 73"	193	1,485.39	33 x 85"	209	1,781.74	33 x 97"	230	1,931.73	33 x 108"	251	2,079.30
7	70"	36"	HSEP7-36	38 x 73"	215	1,980.12	38 x 85"	237	2,358.72	38 x 97"	273	2,515.97	38 x 108"	308	2,675.64

Surcharge may apply.

Stairway Slope

- Two person, 800 lbs. capacity work platforms with serrated grating for the toughest jobs.
- Base and frame are made of rugged 2 x 1" rectangular steel.

Choice of 24" or 36" wide platforms. Pedal activated lockstep with 4" casters. Rails removed for shipping. OSHA/ANSI approved. CAL OSHA available add \$131.85. Custom platforms, all welded 800 lbs. and aluminum or stainless steel available -- contact dealer for pricing. Work Platforms are non-returnable. FOB Shipping Point.



STAIRWAY SLOPE SINGLE ENTRY ADD PLATFORM LENGTH TO PART NO. TO SPECIFY LENGTH															
WITHOUT HANDRAILS				36" LONG PLATFORM			48" LONG PLATFORM			60" LONG PLATFORM			72" LONG PLATFORM		
Steps	Height	Width	Product No.	Base W x D	Wt. (lbs.)	Price Ea.	Base W x D	Wt. (lbs.)	Price Ea.	Base W x D	Wt. (lbs.)	Price Ea.	Base W x D	Wt. (lbs.)	Price Ea.
3	30"	24"	HSW-SNR3-24	33 x 56"	110	\$939.86	33 x 68"	132	\$1,043.88	33 x 80"	154	\$1,166.05	33 x 92"	176	\$1,457.57
3	30"	36"	HSW-SNR3-36	41 x 56"	126	1,097.11	41 x 68"	148	1,371.69	41 x 80"	165	1,560.38	41 x 92"	192	1,914.80
4	40"	24"	HSW-SNR4-24	33 x 64"	128	1,068.08	33 x 76"	150	1,187.83	33 x 88"	170	1,166.05	33 x 100"	194	1,603.93
4	40"	36"	HSW-SNR4-36	41 x 64"	145	1,247.10	41 x 76"	167	1,560.38	41 x 88"	189	1,738.20	41 x 100"	211	2,081.72

WITH HANDRAILS				36" LONG PLATFORM			48" LONG PLATFORM			60" LONG PLATFORM			72" LONG PLATFORM		
Steps	Height	Width	Product No.	Base W x D	Wt. (lbs.)	Price Ea.	Base W x D	Wt. (lbs.)	Price Ea.	Base W x D	Wt. (lbs.)	Price Ea.	Base W x D	Wt. (lbs.)	Price Ea.
3	30"	24"	HSW-SEP3-24	33 x 56"	141	\$1,031.79	33 x 68"	156	\$1,146.70	33 x 80"	177	\$1,250.73	33 x 92"	198	\$1,457.57
3	30"	36"	HSW-SEP3-36	41 x 56"	158	1,207.18	41 x 68"	183	1,507.16	41 x 80"	207	1,712.79	41 x 92"	231	1,914.80
4	40"	24"	HSW-SEP4-24	33 x 64"	158	1,167.26	33 x 76"	172	1,297.90	33 x 88"	193	1,450.31	33 x 100"	214	1,603.93
4	40"	36"	HSW-SEP4-36	41 x 64"	174	1,364.43	41 x 76"	200	1,705.54	41 x 88"	224	1,894.23	41 x 100"	247	2,081.72
5	50"	24"	HSW-SEP5-24	33 x 72"	174	1,266.45	33 x 84"	187	1,409.18	33 x 96"	208	1,641.43	33 x 108"	229	1,873.67
5	50"	36"	HSW-SEP5-36	41 x 72"	192	1,480.55	41 x 84"	215	1,850.69	41 x 96"	239	2,038.18	41 x 108"	262	2,224.45
6	60"	24"	HSW-SEP6-24	33 x 80"	188	1,453.94	33 x 92"	203	1,767.23	33 x 104"	224	1,880.93	33 x 116"	247	1,997.05
6	60"	36"	HSW-SEP6-36	41 x 80"	208	1,872.46	41 x 92"	230	2,328.48	41 x 104"	255	2,480.89	41 x 116"	280	2,632.09
7	70"	24"	HSW-SEP7-24	33 x 89"	205	1,560.38	33 x 101"	221	1,872.46	33 x 113"	242	2,028.50	33 x 125"	263	2,184.54
7	70"	36"	HSW-SEP7-36	41 x 89"	227	2,080.51	41 x 101"	249	2,476.05	41 x 113"	285	2,645.40	41 x 125"	320	2,808.69

WORK PLATFORMS & CROSSOVER LADDERS




800 Lbs. Capacity Work Platforms

- Two person, 800 lbs. capacity work platforms with serrated grating for the toughest jobs.
- Base and frame are made of rugged 2 x 1" rectangular steel.

Choice of 24" or 36" wide platforms. Pedal activated lockstep with 4" casters. Rails removed for shipping, OSHA/ANSI approved. CAL OSHA available add \$131.85. Custom platforms, all welded 800 lbs. and aluminum or stainless steel available -- contact dealer for pricing. Work Platforms are non-returnable. FOB Shipping Point.

Double Entry



HDEP SERIES

DOUBLE ENTRY WITH PLATFORM HANDRAILS
ADD PLATFORM LENGTH TO PART NO. TO SPECIFY LENGTH

Steps	Height	Width	Product No.	36" LONG PLATFORM			48" LONG PLATFORM			60" LONG PLATFORM			72" LONG PLATFORM		
				Base W x D	Wt. (lbs.)	Price Ea.	Base W x D	Wt. (lbs.)	Price Ea.	Base W x D	Wt. (lbs.)	Price Ea.	Base W x D	Wt. (lbs.)	Price Ea.
3	30"	24"	HDEP3-24	33 x 60"	202	\$1,456.36	33 x 72"	220	\$1,501.11	33 x 84"	240	\$1,544.66	33 x 96"	260	\$1,753.92
3	30"	36"	HDEP3-36	38 x 60"	226	1,733.36	38 x 72"	242	1,832.54	38 x 84"	262	1,931.73	38 x 96"	282	2,193.00
4	40"	24"	HDEP4-24	33 x 73"	227	1,612.40	33 x 85"	245	1,657.15	33 x 97"	285	1,758.76	33 x 108"	284	1,930.52
4	40"	36"	HDEP4-36	38 x 73"	248	1,971.65	38 x 85"	264	2,069.63	38 x 97"	289	2,197.84	38 x 108"	306	2,358.72
5	50"	24"	HDEP5-24	33 x 85"	251	1,930.50	33 x 97"	271	1,980.12	33 x 109"	311	2,107.12	33 x 121"	308	2,269.21
5	50"	36"	HDEP5-36	38 x 85"	270	2,376.86	38 x 97"	292	2,474.84	38 x 109"	314	2,633.30	38 x 121"	330	2,795.39
6	60"	24"	HDEP6-24	33 x 98"	276	2,126.48	33 x 110"	295	2,179.70	33 x 121"	333	2,289.77	33 x 133"	332	2,477.26
6	60"	36"	HDEP6-36	38 x 98"	297	2,626.04	38 x 110"	314	2,722.81	38 x 121"	334	2,861.91	38 x 133"	352	3,050.61
7	70"	24"	HDEP7-24	33 x 110"	300	2,277.68	33 x 122"	319	2,376.86	33 x 134"	339	2,525.64	33 x 146"	356	2,675.64
7	70"	36"	HDEP7-36	38 x 110"	319	2,822.00	38 x 122"	341	2,921.18	38 x 134"	362	3,095.37	38 x 146"	380	3,269.55

Surcharge may apply.

Fork Deck Maintenance Platform

- Turns your fork truck into an efficient personnel lift.
- Safe, affordable access to heights greater than those reached by a rolling ladder.

Rugged steel construction for durable, safe use. Safety features includes non-skid platform, screen to shield operator from forklift mast, safety chain to secure platform to mast, 42"H. handrails with mid-rail and locking gate. Fork pockets measure 2" x 7" on 29" centers. Standard 4" casters permits easy positioning. Finished in bright orange paint. Ships flat in box for easy assembly. FOB Shipping Point.

OPTIONAL ACCESSORIES:

HFD-TH Fluorescent Bulb Caddy. Wt. 26 (lbs.) Price Ea. **\$189.91**

HFD-TT Tool Tray. Wt. 14 (lbs.) Price Ea. **\$140.31**

All welded available. Price Ea. **\$181.44**

Ship fully assembled Price Ea. **\$79.83**

FORK DECK MAINTENANCE PLATFORM				
Product No.	Cap. (lbs.)	Size L x W	Wt. (lbs.)	Price Ea.
HFD-O-C	1000	36 x 36"	141	\$645.93
HFD-48-C	1000	48 x 36"	163	700.36
HFD-40-48	1000	40 x 48"	171	723.34




Adjustable Height Steel Work Platform

- Makes uneven surfaces level.
- Sturdy 500 lb. capacity.

Easy to use. Simply turn feet to adjust height -- place several units together for larger areas. Heavy-duty serrated grating provides excellent slip resistance. Platforms 24" to 48" have 4 legs. Longer platforms have 6 legs. Powder coat finish. FOB Shipping Point.

Size W x L	Wt. (lbs.)	HEIGHTS FROM 5" TO 8"		HEIGHTS FROM 9" TO 14"	
		Product No.	Price Ea.	Product No.	Price Ea.
24 x 24"	38	HAWP5-2424	\$278.21	HAWP9-2424	\$293.93
24 x 36"	52	HAWP5-2436	313.29	HAWP9-2436	327.80
24 x 48"	66	HAWP5-2448	355.62	HAWP9-2448	371.35
24 x 59"	80	HAWP5-2459	399.17	HAWP9-2459	413.68
24 x 71"	106	HAWP5-2471	459.65	HAWP9-2471	475.37
24 x 97"	138	HAWP5-2497	521.34	HAWP9-2497	534.64



LIFTS

"Power Stocker" Lift

- Ground Entry - Manually Propelled - Hydraulic Order Picker.
- Designed for smooth, easy one-person order picking up to 21' high.
- No outriggers required, floor locks secure in place. Electric interlocks standard.
- Key lock prevents unauthorized use.

Small foot print won't block aisles and is easy to maneuver. HPS-10 is only 76" tall for easy movement through standard doorways. Movable guard rails beside stock platform for easy loading and unloading. Merchandise can be easily raised to shelf level and easily slid to minimize lifting. High quality controls require both hands to operate for user safety. 12 volt DC power (AGM battery) with mounted charger included. Recharges using a standard 110V outlet. 100+ raise and lower cycles between charges. Optional Safety Sensing System for HPS-12 and HPS-15 creates a 2' safety zone around lift alerting operator to activity below the lift. Meets/exceed ANSI safety standards. FOB Shipping Point.

Product No.	Working Height	Merch Deck Ht. (Max)	Standing Platform Ht. (Max)	Cargo Platform Dim.	Footprint W x L	Overall Ht. (Lowered)	Power	Wt. (lbs.)	Price Ea.
HPS-10	15'	10'	9'	24 x 32"	43 x 54"	76"	12V DC	1231	\$7,117.29
HPS-12	18'	13'	12'2"	24 x 32"	42 x 54"	94"	12V DC	1331	10,678.35
HPS-15	21'	15'9"	14'	24 x 32"	43 x 60"	90"	12V DC	1434	14,512.78

Optional Safety Sensing System available on HPS-12 and HPS-15... Add \$1,161.00.



STOCK SHELF
moves with worker



"Power Stocker" Lifts



Optional Safety Sensing system

Surcharge may apply.

Drivable "Power Stocker" Lift

- Large cargo deck 32"W. x 28"D. and standing platform 28"W x 19"D.
- 650 lbs. capacity - merchandise and operator.

Our New Drivable Power Stocker has all the ergonomic features and benefits as our push-able models, including ground entry and the ability to raise merchandise to shelf levels while easily sliding the product on or off the shelf. This minimizes the back strains of lifting and at the same time improves productivity and safety. The Drivable Power Stocker is easy to operate. The control (joy) stick makes navigation simple and safe. The Drivable Power Stocker has two speeds and can be operated in the raised position. Powered by two 12V Batteries. Easy charging with it's own power cord using a 110V outlet. The HPS-12D comes with a Gate Safety Alarm, Manual Lowering Valve, Warning Lights plus Emergency Stop Buttons all standard. Key lock prevents unauthorized usage. Ground and control box operations. FOB Shipping Point.



Product No.	Working Height	Merchandise Deck Max. Height	Footprint W x L	Overall Height (lowered)	Power	Wt. (lbs.)	Price Ea.
HPS-12D	18'	13'	42 x 60"	96"	2-12V	1600	\$12,878.61
HPS-15D	21'	15'	43 x 63"	90"	2-12V	1675	22,377.60

Optional Safety Sensing System available ... Add \$1,161.00

SCISSOR LIFTS



Drivable and Push-able Scissor Lifts

- DC Powered.
- Drivable Lifts include a roll-out cantilevered platform.
- Meets/Exceeds ANSI Safety Requirements.
- Power Unit stored in a lockable slide out drawer.

The Push-able Scissor Lifts are ideal for stores and stock rooms. Provides the stability and reliability of a scissor lift in a compact size that fits almost anywhere. The slim base makes it a must for tight aisle ways and reduced access areas. High quality 6" casters, two locking swivel and two rigid make it easy to maneuver. Includes battery charge indicator, emergency stop button, emergency lowering system and forklift pockets. The easy mechanics and basic controls make it very user friendly and all but assure that it will be used, not stored away in a corner. No outriggers required.

The new Drivable Scissor Lifts have all the popular features of the manually propelled models but are drivable. The drivability will improve productivity and minimize the strains from pushing lifts. Other features include self-lock gate, drivable at full heights, emergency lowering system, emergency stop button and forklift pockets. FOB Shipping Point.



HMSL-10



HDMSL-19

Surcharge may apply.



Drivable Scissor Lifts



HDMSL-19 Lowered

Product No.	Cap. (lbs.)	Working Height	Platform Max. Height	PUSH-ABLE SCISSOR LIFTS			Base W x L	Overall Height	Wt. (lbs.)	Price Ea.
				Platform Lowered Height	Platform W x L					
HMSL-10	500	16'	9' 10"	21"	24 x 46"		28 x 46"	70"	1200	\$10,874.40
HMSL-12	500	19'	12' 9"	26"	24 x 46"		28 x 46"	74"	1260	13,050.00
Product No.	Cap. (lbs.)	Working Height	Platform Max. Height	DRIVABLE SCISSOR LIFTS			Base W x L	Overall Height	Wt. (lbs.)	Price Ea.
				Platform Lowered Height	Platform W x L	Platform Extension				
HDMSL-10	500	16'	10'	29"	28 x 46"	22"	30 x 46"	73"	1825	21,750.00
HDMSL-12	500	19'	12'	33"	28 x 46"	22"	30 x 46"	80"	1900	24,390.00
HDMSL-19C	500	25'	19'	42"	28 x 53"	24"	32 x 59"	86"	2733	28,827.60
HDMSL-19	500	26'	19'	42"	29 x 66"	36"	30 x 74"	86"	3164	31,070.40
HDMSL-26	500	32'	26'	48"	32 x 90"	36"	32 x 98"	92"	4718	37,285.20
HDMSL-26(WIDE)	1000	32'	26'	48"	44 x 90"	36"	46 x 98"	92"	4884	43,623.60
HDSL-32	700	38'	32'	48"	44 x 90"	36"	46 x 98"	96"	5533	59,655.60
HDSL-40	550	46'	40'	58"	44 x 90"	36"	47 x 98"	102"	6834	75,967.20
HDSL-45	500	51'	45'	58"	44 x 104"	36"	55 x 112"	102"	7320	91,813.20

HYDRAULIC ELEVATING WORK PLATFORMS



Hydraulic Elevating Work Platforms

- Enclosed platform with 42" guardrails, midrails, gate, toeboards and skid resistant deck.
- Built-in ladder with flat skid-resistant treads and grab rails provide access to platform.
- Manually propelled.
- Self-storing outriggers provide maximum stability.
- Leveling jacks secure unit to floor.
- Meets and exceeds ANSI.
- Rails fold for doorway passage.


300 LB. One Person Maintenance Lift

- Raise one worker and equipment up to 21' working height.
- Versatile and economical lifts.

A cantilevered model is also available to provide safe access to hard-to-reach locations. These units have a lifting capacity of 300 lbs. 6" casters for easy rolling and maneuverability. Hydraulic system includes a dual-action hand pump. FOB Shipping Point.



HBL-C14 cantilevered platform



Model HBL-315

Product No.	Platform Max.	Platform Height Min.	Platform L x W	Wt. (lbs.)	Price Ea.
HBL-315	15'	6'4"	20 x 28"	590	\$5,023.47
HBL-C14	14'	6'4"	64 x 20"	900	6,595.95

OPTIONAL EQUIPMENT DESCRIPTION		Price Ea.
Description		
Tool tray		\$146.36
Fluorescent tube holder		263.69
Platform duplex receptacle		463.28

500 LB. Two Person Lift

- Overhead Maintenance, Repair and Operating problems are solved with this heavy-duty, two person telescoping hydraulic lift. Working Heights to 34'

Enclosed 28" x 36" platform. 8" casters for easy rolling and maneuverability. Raise and lower power choices include 120V AC, 12V DC complete with battery and charger. Storage Dim. 75 x 44 x 98". Out riggers set for use - 75 x 74". 500 lb. capacity. FOB Shipping Point.



OPTIONAL EQUIPMENT DESCRIPTION		Price Ea.
Description		
Fluorescent tube holder		\$263.69
Platform duplex receptacle		463.28
Tool tray		146.36

Product No.	Platform Max	Height Min.	Working Height	Wt. (lbs.)	Price Ea.
HMR-15-AC	15'	6' 4"	21'	800	\$10,736.41
HMR-15-DC	15'	6' 4"	21'	930	11,064.21
HMR-20-AC	19' 3"	6' 4"	25'	1000	13,257.22
HMR-20-DC	19' 3"	6' 4"	25'	1130	13,586.23
HMR-24-AC	23' 8"	6' 7"	30'	1200	16,103.40
HMR-24-DC	23' 8"	6' 7"	30'	1330	16,432.42
HMR-28-AC	28'	6' 10"	34'	1420	18,630.26
HMR-28-DC	28'	6' 10"	34'	1550	18,958.06

Surcharge may apply.

Ballymore's Powered Portable Loading Dock

- Heavy-duty 1500 lbs. capacity.
- Fold down rails.
- Extendable side rails.
- Convenient 110 volt charging.

Powered in both forward and reversible direction plus the platform can be hydraulically raised from ground level to 55" high. Features a large platform designed to address a wide variety of products. This heavy duty loading dock is ideal for loading or unloading heavy objects to dock levels or pickup truck bed heights. No more back breaking lifting or trying to balance expensive objects on a fork lift, the Powered Portable Loading Dock makes any loading job safe and easy to complete. Key control operation with numerous safety features including an emergency stop button, battery power indicator and built-in cycle counter, two 12V batteries and 24V drive motor. FOB Shipping Point.



Product No.	Cap. (lbs.)	Platform W x L	Platform Max Height	Base W x L	Overall Height Raised	Overall Height Lowered	Wt. (lbs.)	Price Ea.
HPLDPLUS	1500	46 x 75"	55"	68 x 105"	98"	44"	2178	\$15,120.00

LIFTS & CARTS



Mobile Vertical Lift

- 300 lb. Capacity.
- 12 Volt DC Power.
- Outriggers included and attached.

This push around lift is designed for 1 person and reaches a maximum platform height of 30'. The working height is approximately 35' which makes it ideal for light and ceiling maintenance. The lift climbs and descends smoothly and quietly. 12 volt DC powered with an easy to use control box. Outrigger interlock display lights which indicate when all four outriggers are down and in place is included as an added safety feature. The lift will not ascend unless all four outriggers are firmly in place.

Compacts to 78" for easy storage and rolls easily through doorways. Lift is also equipped with tilt and lift for easy loading. Lead-time 3 days to ship.

FOB Shipping Point.

Product No.	Working Height	Platform Max. Height	Platform W x L	Base W x L	Outrigger Footprint	Wt. (lbs.)	Price Ea.
HBMVL-30	35'	30'	24 x 27"	29 x 56"	64 x 74"	950	\$14,884.13



Drivable Vertical Mast Lift

- Small 30" x 62" footprint.

Introducing a drivable version of the Ballymore Push-able Vertical Lift (HBMVL-30). Designed for one worker and provides access to working heights of approximately 24 feet. Ideal for overhead maintenance on lights, fixtures and signs. Lift has a very small footprint, only 30" x 62". Platform is 24"W. x 25"L. with a cantilever platform extension of 21". Easy operating controls and numerous standard safety features including a Manual Lowering Valve, Emergency Stop Button and Automatic Pothole Protection. Includes 2-12V batteries that charge using a 110 Volt Outlet. FOB Shipping Point.

Product No.	Cap. (lbs.)	Platform Max. Height	Working Height	Footprint W x L	Platform Size W x L	Height Stowed	Wt. (lbs.)	Price Ea.
HDVML-18	330	18'	24'	30 x 62"	24 x 25"	80"	2430	\$27,717.98

Surcharge may apply.



Mini Merchandise Lift

- 500 lb. Capacity.
- Safety Control Panel - 3 button plus Kill Switch.
- Limit Switch included that will prohibit the lift from ascending without the casters being locked to the floor.

Ballymore's latest introduction is the Push-able Mini Merchandise Lift. This unique lift features a very small 26" x 48" footprint giving it the ability to operate in tight aisle ways. There are "push" handles on the front and back of the lift for easy maneuverability. Shelf measures 25"W. x 17"L. Maximum shelf height 110". It rolls on four 6" dia. wheels, two 2" wide locking swivel wheels and 2" wide rigid wheels. A heavy duty 150 lb. capacity shelf is perfect for stocking and destocking. Yellow in color. FOB Shipping Point.



MINI MERCHANDISE LIFT						
Product No.	Cap. (lbs.)	Base W x L	Overall W x L x H	Standing Platform Ht. Min./Max.	Wt. (lbs.)	Price Ea.
HBMML-9	500	26 x 48"	26 x 55 x 55"	13"/71"	650	\$8,219.23

Rebel-10 Lift

- 300 lb. personnel deck capacity.
- Load capacity upper merchandise deck - 200 lbs.
- Load capacity lower merchandise deck - 250 lbs.

Ballymore's NEW Rebel-10 is the leader in versatility and safety in the material handling world. The drivable Rebel-10 will enhance productivity for any size stock room or DC center. With travel speeds up to 3 MPH, travel time and downtime between the work areas will be reduced. The Rebel-10 elevates the worker and shelf for a smoother and more efficient stocking and picking operations. Associates will feel extra secure with surrounding deck rails and strong saloon (opening) doors. There is no chance of dangerous leaking hydraulic fluid as the lift is electric. FOB Shipping Point.



REBEL-10						
Product No.	Working Ht.	Overall Ht.	Merch Deck Max Ht.	Footprint L x W	Power	Price Ea.
HREBEL-10	16'	62"	154"	62" x 30"	2-12V	\$19,440.00

LADDERS

Fixed Steel Ladders

- Side rail 2 - 1/2" x 3/8" flat bar.
- Solid round 3/4" rungs.
- 12" spacing between rungs.
- 18" ladder width.
- 42" guardrails on walk thru models.
- Safety yellow finish.
- Complies with applicable OSHA & ANSI standards.

Fixed ladders are shipped in a skidded box. Standard ladder sections, in rung lengths from 4-7 steps, are combined to form a finished kit. A boxed walk-thru section can be added as well. Boxed ladders provide huge freight savings. FOB Shipping Point.



Surcharge
may apply.



Straight

Walk Thru

Component Based
and Ships in
Freight Friendly Boxes

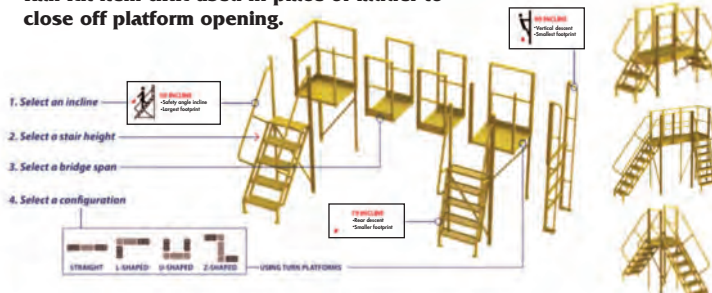


STRAIGHT FIXED STEEL LADDER				
Product No.	Number of Rungs	Length Top Rung to Bottom	Wt. (lbs.)	Price Ea.
HWLFS0104-Y	4	4'	97	\$283.00
HWLFS0105-Y	5	5'	106	333.00
HWLFS0106-Y	6	6'	117	379.00
HWLFS0107-Y	7	7'	126	425.00
HWLFS0108-Y	8	8'	149	475.00
HWLFS0109-Y	9	9'	158	521.00
HWLFS0110-Y	10	10'	167	572.00
HWLFS0111-Y	11	11'	178	618.00
HWLFS0112-Y	12	12'	189	721.00
HWLFS0113-Y	13	13'	210	771.00
HWLFS0114-Y	14	14'	219	817.00
HWLFS0115-Y	15	15'	228	853.00
HWLFS0116-Y	16	16'	239	897.00
HWLFS0117-Y	17	17'	250	1,018.00
HWLFS0118-Y	18	18'	261	1,047.00
HWLFS0119-Y	19	19'	270	1,147.00
HWLFS0120-Y	20	20'	279	1,164.00

WALK-THRU FIXED STEEL LADDER				
Product No.	Number of Rungs	Length Top Rung to Bottom	Wt. (lbs.)	Price Ea.
HWLFS0204-Y	4	4'	127	\$594.00
HWLFS0205-Y	5	5'	136	645.00
HWLFS0206-Y	6	6'	147	691.00
HWLFS0207-Y	7	7'	156	741.00
HWLFS0208-Y	8	8'	179	789.00
HWLFS0209-Y	9	9'	188	833.00
HWLFS0210-Y	10	10'	197	884.00
HWLFS0211-Y	11	11'	208	930.00
HWLFS0212-Y	12	12'	219	1,037.00
HWLFS0213-Y	13	13'	240	1,083.00
HWLFS0214-Y	14	14'	249	1,175.00
HWLFS0215-Y	15	15'	258	1,236.00
HWLFS0216-Y	16	16'	269	1,269.00
HWLFS0217-Y	17	17'	280	1,333.00
HWLFS0218-Y	18	18'	291	1,380.00
HWLFS0219-Y	19	19'	300	1,483.00
HWLFS0220-Y	20	20'	309	1,593.00

U-DESIGN Configurable Crossovers

- Extra heavy duty 1000 lbs. capacity.
- Combine 20" or 30" Bridge spans to create desired horizontal clearance.
- Leg kit required for spans greater than 90" in length.
- Rail Kit item URK used in place of ladder to close off platform opening.



TURN PLATFORM - PLATFORM WIDTH 24" - BASE WIDTH 31" - PLATFORM LENGTH 30.5"							
For # of Steps	Platform Height	Overall Height	Vertical Clearance	Wt. (lbs.)	Product No.	Perforated Tread	Serrated Grip Tread
3	30"	72"	28"	80	HUCT03246	\$677.00	HUCT03242 \$646.00
4	40"	82"	38"	85	HUCT04246	684.00	HUCT04242 652.00
5	50"	92"	48"	90	HUCT05246	704.00	HUCT05242 677.00
6	60"	102"	58"	95	HUCT06246	716.00	HUCT06242 684.00
7	70"	112"	68"	100	HUCT07246	726.00	HUCT07242 706.00
8	80"	122"	78"	105	HUCT08246	754.00	HUCT08242 722.00
9	90"	132"	88"	115	HUCT09246	778.00	HUCT09242 715.00

BRIDGE						
Span Length	Span Width	Base Length	Wt. (lbs.)	Product No.	Perforated Tread	Serrated Grip Tread
20"	24"	30"	79	HUCB20246	\$417.00	HUCB20242 \$396.00
30"	24"	30"	73	HUCB30246	519.00	HUCB30242 488.00

STANDARD ANGLE BASE LADDERS

STEPS 50° SLOPE - STEP WIDTH 24" - STEP DEPTH 10" - BASE WIDTH 26.5"							
No. of Steps	Platform Height	Overall Height	Vertical Clearance	Wt. (lbs.)	Product No.	Perforated Tread	Serrated Grip Tread
3	30"	72"	28"	101	HUCL5003246	\$661.00	HUCL5003242 \$749.00
4	40"	82"	38"	114	HUCL5004246	760.00	HUCL5004242 877.00
5	50"	92"	48"	127	HUCL5005246	888.00	HUCL5005242 1,037.00
6	60"	102"	58"	140	HUCL5006246	1,002.00	HUCL5006242 1,186.00
7	70"	112"	68"	150	HUCL5007246	1,114.00	HUCL5007242 1,342.00
8	80"	122"	78"	186	HUCL5008246	1,224.00	HUCL5008242 1,475.00
9	90"	132"	88"	204	HUCL5009246	1,350.00	HUCL5009242 1,632.00

STEPS 75° SLOPE - STEP WIDTH 24" - STEP DEPTH 7" - BASE WIDTH 26.5"							
No. of Steps	Platform Height	Overall Height	Vertical Clearance	Wt. (lbs.)	Product No.	Perforated Tread	Serrated Grip Tread
3	30"	72"	28"	100	HUCL7503246	\$616.00	HUCL7503242 \$770.00
4	40"	82"	38"	86	HUCL7504246	704.00	HUCL7504242 900.00
5	50"	92"	48"	104	HUCL7505246	805.00	HUCL7505242 1,046.00
6	60"	102"	58"	125	HUCL7506246	908.00	HUCL7506242 1,170.00
7	70"	112"	68"	145	HUCL7507246	1,020.00	HUCL7507242 1,319.00
8	80"	122"	78"	154	HUCL7508246	1,115.00	HUCL7508242 1,486.00
9	90"	132"	88"	172	HUCL7509246	1,230.00	HUCL7509242 1,646.00

STEPS 90° VERTICAL STEPS - STEP WIDTH 24" - STEP DEPTH 2.5" - BASE WIDTH 26.5"							
No. of Steps	Platform Height	Overall Height	Vertical Clearance	Wt. (lbs.)	Product No.	Perforated Tread	Serrated Grip Tread
3	30"	72"	28"	47	HUCL9003246	\$668.00	
4	40"	82"	38"	57	HUCL9004246	780.00	
5	50"	92"	48"	66	HUCL9005246	897.00	
6	60"	102"	58"	78	HUCL9006246	1,021.00	
7	70"	112"	68"	84	HUCL9007246	1,139.00	
8	80"	122"	78"	93	HUCL9008246	1,257.00	
9	90"	132"	88"	104	HUCL9009246	1,376.00	

LEG KIT			
For # of Steps	Product No.	Wt. (lbs.)	Price Ea.
3	HULK0324	15	\$121.00
4	HULK0424	20	127.00
5	HULK0524	25	148.00
6	HULK0624	30	165.00
7	HULK0724	35	180.00
8	HULK0824	40	192.00
9	HULK0924	50	221.00



WORK PLATFORMS



Emergency Stop Button

OPTIONAL WORK PLATFORM ACCESSORIES

Work Platforms

• Quality workmanship combined with solid construction features.

Convenient fork truck work platforms quickly and safely raise maintenance personnel where they are needed. Attaches to fork lift truck by inserting forks into fork pockets and securing platform to fork truck. Fork locks secure platform to forks and a 36" long safety restraint with hook attaches platform to fork truck. 42" high handrail with 21" high mid-rail on three sides. 60" high expanded metal backing on forth side (84" high backing to meet California OSHA available, call for details). Includes diamond plate platform. The usable fork pockets on single and dual side door entry are 7 $\frac{1}{2}$ "W x 3 $\frac{3}{8}$ "H in rear and 7 $\frac{1}{2}$ "W x 1 $\frac{1}{8}$ "H in front. The usable fork pockets on fold down work platform measure 7 $\frac{1}{2}$ "W x 3 $\frac{3}{8}$ "H on 27 $\frac{3}{4}$ " centers. Steel construction with baked-in powder-coated toughness. FOB Shipping Point.



Product No.	Cap. (lbs.)	Platform Size W x L	Fork Pocket Centers	Expanded Metal Back Height	Wt. (lbs.)	Price Ea.
SINGLE SIDE DOOR ENTRY						
HWP-3636*	1000	36 x 36"	16"	60"	146	\$845.99
HWP-3648*	1000	36 x 48"	16"	60"	165	790.96
HWP-4848	1000	48 x 48"	24"	60"	195	919.99
DUAL SIDE DOOR ENTRY						
HWP-3636-DD	1000	36 x 36"	16"	60"	168	737.87
HWP-3648-DD*	1000	36 x 48"	16"	60"	175	813.96
HWP-4848-DD*	1000	48 x 48"	24"	60"	207	948.81
FOLD DOWN WORK PLATFORM						
HWP-3737-FD	600	37 x 37"	27 $\frac{3}{4}$ "	70"	227	911.87

OPTIONAL WORK PLATFORM ACCESSORIES		
Product No.	Description	Price Ea.
HWP-CA	4-4" poly casters	\$105.85
HWP-SB	Emergency Stop Button Kit	416.95

* Check availability.

WEB LANYARD WITH SAFETY HARNESS					
Product No.	Size	Cap. (lbs.)	Length Of Lanyard	Wt. (lbs.)	Price Ea.
HWP-LH-S	Small	350	6'	5	\$169.99
HWP-LH-M	Medium	350	6'	5	169.99
HWP-LH-L	Large	350	6'	5	169.99
HWP-LH-XL	X-Large	350	6'	5	169.99
HWP-LH-XXL	XX-Large	350	6'	5	209.85
HWP-LH-XXXL	XXX-Large	350	6'	7	209.85

*Specify Size: Small, Medium, Large, X-Large, XX-Large or XXX-Large.

Height	34-36	38-40	CHEST SIZE 42-44	46-48	50-54	56-60
Small (5'4"-5'7")	Small	Small	Medium	Large	X-Large	XX-Large
Regular (5'8"-5'11")	Small	Medium	Large	X-Large	XX-Large	XXX-Large
Tall (6'0"-6'3")	Medium	Medium	Large	X-Large	XX-Large	XXX-Large
Extra Tall (6'3" plus)	Large	Large	X-Large	X-Large	XX-Large	XXX-Large



HWP-4848

48 Hours to Ship

POWDER COATED TOUGH™



HWP-4848-DD



HWP-3737-FD



HWP-3737-FD Shown Folded Down



HWP-3737-FD



Web lanyard with safety harness

MULTI-PURPOSE LADDERS

Little Giant®
Ladder Systems

King Kombo™ 3-in-1 All Access Ladder

- Extension, leaning and stepladder combination all-in-one.
- Wide-flared side offers superior side-tip stability.
- Wear-resistant, slip-resistant feet are easy to replace.

Replace heavy traditional extension, step and combination ladders with one lightweight, yet strong 3-in-1 ladder. Non-conductive, high strength, lightweight fiberglass is ideal for professional applications. Patent-pending Hi-Viz green fiberglass rails makes the ladder more noticeable. Straight side allows access to tight work spaces between 16" on center stud gaps. Rotating wall pad allows for safe use in the leaning position on inside or outside corners and flat walls. 2'5" Storage width at base, 6.5" storage depth. Meets or exceeds OSHA and ANSI standards. Type IAA 375 lbs. rating. FOB Shipping Point.

KING KOMBO™ 3-IN-1 ALL ACCESS LADDER							
Product No.	A-Frame Min./Max. Height	A-Frame Max Highest Standing Level	Extension Min./Max. Height	Extension Max Highest Standing Level	Storage Height	Feet	Wt. (lbs.) Price Ea.
H13905-001	5' Fiberglass	2'10"	8'	4'10"	5'1"	Non-Marking	19 \$170.67
H13906-001	6' Fiberglass	3'9"	10'	6'9"	6'1"	Non-Marking	22 \$185.33
H13908-001	8' Fiberglass	5'8"	14'	10'8"	8'1"	Heavy Duty w/Aggressive Tread	24 \$234.67



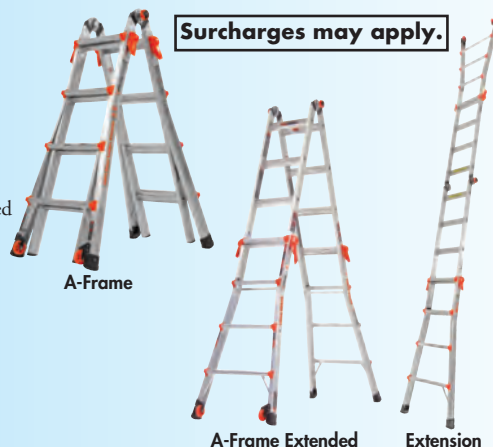
CLIMB ON

Little Giant® Velocity™ Ladder

- Stability in any configuration thanks to aircraft-grade aluminum, Triple-Locking™ hinge, wide-flared legs and the highest quality construction.
- Buy one ladder to do the job of five.
- Reach the toughest areas, above staircase, vaulted ceilings and over and around obstacles.

When it comes to articulating ladders, the Velocity™ by Little Giant is by far the best value for the money. Velocity™ features some of the latest patents and improvements in multi-use ladder design, Rock Lock® adjusters for fast, easy adjustment, Tip & Glide™ Wheels for easy transport (except for H15413-001), and wide rungs for improved balance, comfort and safety. Ladder works as an A-Frame, extension, staircase, 90-degree and even as trestle-and-plank scaffolding system. Use the right ladder for the right job every time and avoid 95% of all ladder related safety issues. The Velocity™ Ladder meets all OSHA & ANSI standards for the Type IA-300 lb. rating. FOB Shipping Point.

LITTLE GIANT® VELOCITY LADDER						
Product No.	Description	Extension Height	Stepladder Height	Scaffold Height	Storage Height	Wt. (lbs.) Price Ea.
H15413-001	13' Aluminum	7' to 11'	3' to 5'	3'	3'7"	25 \$242.67
H15417-001	17' Aluminum	9' to 15'	4' to 7'	3'	4'7"	30.5 \$298.67
H15422-001	22' Aluminum	11' to 19'	5' to 9'	3'	5'7"	39 \$376.00
H15426-001	26' Aluminum	13' to 23'	6' to 11'	3'	6'7"	49.5 \$464.00



Surcharges may apply.

Little Giant® MightyLite™ Stepladder

- Significantly lighter than any comparable traditional stepladder.
- Prevent users from standing on the top rung, the most common cause of ladder falls.

The MightyLite's patented-pending Ground Cue prevents injuries by signaling the user when it is safe to dismount the ladder. No-pinch platform design opens easily from a slim 4" storage profile and offers wide comfortable treads on each rung, with a spacious, comfortable standing deck. Its innovative top cap allows you to keep all of your tools close at hand. Designed to address the three leading types of stepladder injuries, painful body injuries from carrying heavy equipment, dangerous falls from standing on the top rung and ankle, knee and back injuries from missing the bottom rung. Available in both type IA (300 lbs.) and type IAA (375 lbs.) ratings. FOB Shipping Point.

LITTLE GIANT® MIGHTYLITE™ STEPLADDER						
Product No.	Height	Standing Height	ANSI Duty Rating	Storage Height	Wt. (lbs.)	Price Ea.
H15394-001	4'	1'10"	IA	4'2"	12	\$116.00
H15404-001	4'	1'10"	IAA	4'2"	13	140.00
H15395-001	5'	2'10"	IA	5'2"	14	133.33
H15405-001	5'	2'10"	IAA	5'2"	15	160.00
H15396-001	6'	3'9"	IA	6'2"	18	156.00
H15406-001	6'	3'9"	IAA	6'2"	19	190.67
H15398-001	8'	5'8"	IA	8'2"	24	229.33
H15408-001	8'	5'8"	IAA	8'2"	25	276.00



Little Giant® Jumbo Step Safety Stepladder

- Fixed height stepladder.
- Lightweight stepladder.

The Little Giant® Jumbo Step Safety Stepladder is the ultimate combination of lightweight, stability and strength. The Jumbo Step's 8½" wide, slip resistant treads and stair-like design provide unmatched comfort and stability. It is ideal for jobs that require both frequent climbing up and down, as well as those that require long periods of standing. This design makes working at heights as comfortable as standing on the ground. The patent pending Jumbo Step operates easily and is simple to store with its slim 4½" storage depth. Its large nonslip footpads provide great traction over almost any surface. Stands up to professional and industrial use and is rated to hold up to 375 lbs. FOB Shipping Point.

LITTLE GIANT® JUMBO STEP SAFETY STEPLADDER						
Product No.	Description	Height	Standing Height	ANSI Duty Rating	Storage Height	Wt. (lbs.) Price Ea.
H11902	2-Step	2'	1'6"	IAA	2'7"	11 \$132.00
H11903	3-Step	3'	2'2"	IAA	3'7"	16 \$162.67
H11904	4-Step	4'	2'11"	IAA	4'7"	20 \$204.00



PLATFORM LADDERS


Little Giant®
Ladder Systems

Adjustable Safety Cage™

- Versatile, safe alternative to tying off, and more inexpensive alternative to many scaffolding applications.
- Co-Molded Snap-On feet.
- 18 x 22" Platform area.

The Cage is constructed of non-conductive, high strength fiberglass-resin composite and is fully adjustable in one-foot increments, allowing the operator to adjust the platform height to the job at hand. Each side adjusts independently, so operators can also use the Cage over uneven surfaces or stairs, where a mechanical lift or ordinary stepladder could never go. The Cage protects operators in a fully enclosed working platform, allowing them to work safely and quickly with two hands while complying with industry regulations. Time and energy saving Tip & Glide™ Wheels make it quick and easy to move from job to job. Type IAA ANSI Duty rating 377 lb. weight capacity. FOB Shipping Point.

Product No.	Cage Min./Max Height	ADJUSTABLE SAFETY CAGE™ Max Highest Standing Level	Storage Height	Wt. (lbs.)	Price Ea.
H18503-240	6'8" - 8'8"	4'11"	7'10"	102	\$1,384.00
H18509-240	8'8" - 12'8"	8'8"	9'8"	129	1,946.67
H18515-240	11'8" - 17'8"	13'4"	12'8"	151	2,305.33



CLIMB ON



H18515-240
Cage

Surcharges may apply.



H19304



Fortress Platform Ladders

- ANSI Type IAA.
- 360 degree turning radius.

Fortress Platform Ladders feature a fiberglass ladder with ground cue and a wrap-around enclosure with an auto-closing gate. Platform size measures 1'7" x 1'5". Standard non-marring feet. 1-Year Warranty. FOB Shipping Point.

FORTRESS PLATFORM LADDERS							
Product No.	Description	Load Cap. (lbs.)	Max Reach	Highest Standing Level		Wt. (lbs.)	Price Ea.
				Max.	Min.		
H19303	3' Step Ladder	375	9'2"	2'8"	2'8"	29	\$406.67
H19304	4' Step Ladder	375	10'1"	3'7"	3'7"	33	433.33
H19305	5' Step Ladder	375	11'	4'6"	4'6"	37	460.00
H19306	6' Step Ladder	375	12'	5'6"	5'6"	41	500.00

Safety Cage Ladders

- Easy to use, store and carry.
- Tip & Glide™ Wheels to move easily from job to job.
- Fiberglass platform ladder with wheels.

Constructed from a non-conductive fiberglass-resin composite, the Safety Cage folds compactly, making it easy to store. The Safety Cage can be set up with just one person. Descend the ladder with confidence knowing you will never miss the bottom rung again with the Ground Cue®. The Ground Cue alerts you with an audible "click" when you've reached the last rung on the ladder. The Safety Cage meets or exceeds all OSHA and ANSI standards and is rated IAA to hold 375 lbs. It is available in 4, 6, 8 and 10-foot sizes (platform heights of 2, 4, 6 and 8 feet respectively). FOB Shipping Point.

SAFETY CAGE LADDERS						
Product No.	Stepladder Size	Highest Standing Level	Max Reach	Storage Ht.	Wt. (lbs.)	Price Ea.
H19702	2'	1'10"	8'4"	6'5"	45	\$669.33
H19704-146	3'11"	3'8"	10'2"	8'4"	54	900.00
H19706-146	5'11"	5'7"	12'1"	10'4"	65	1,086.67
H19708-146	7'11"	7'5"	13'11"	12'4"	69	1,229.33
H19710-146	9'11"	9'4"	15'10"	14'3"	81	1,425.33



H19704-146

Safety Step Rolling Step Stools

- Aluminum stepstool with handrail.
- Extra-wide feet help you work over grates or other surfaces when smaller ladder feet could slide.

When you're working on a project that doesn't quite need a stepladder, you need a simple, easy-to-use stepstool. The Safety Step is a lightweight, aluminum stepstool. The Safety Step is designed for comfort. When ascending and descending the ladder, the staircase design helps you feel as if you are walking up and down a set of stairs. The non-slip steps prevent you from losing your balance. The staircase steps are perfect for when you need a temporary staircase like while framing a house or while welding stairs. It is available in 2, 3 and 4-step models. It is a Type IA stepladder, rated for 300 lbs. and meets or exceeds all OSHA and ANSI standards. FOB Shipping Point.

SAFETY STEP ROLLING STEP STOOL						
Product No.	Description	Highest Standing Level	Max Reach	Storage Ht.	Wt. (lbs.)	Price Ea.
H10210BA	2-Step	1'6"	8"	2'7"	16	\$158.67
H10310BA	3-Step	2'2"	8'8"	3'6"	21	190.67
H10410BA	4-Step	2'11"	9'5"	4'7"	27	234.67



H10210BA

H10310BA

H10410BA

CLEAR SIGHT™ LOCKERS

LYON®

ClearSight™ Lockers are engineered with high strength injection molded polycarbonate doors. Doors are 12" w x 12" h and feature a steel pull handle with built-in padlock attachment. 16-gauge locker frame provides extra strength and durability. Factory assembled lockers feature pop rivet construction.

- Available in Dove Gray and Putty.
- 16-gauge locker frame construction for extra strength and durability.
- Five knuckle hinge for long lasting, secure use
- All door frame corners are lapped and welded to form a strong, rigid assembly.
- Pull handles with built-in padlock attachment.
- Height includes 6" legs.
- FOB Shipping Point.
- Surcharge may apply.



SIX-TIER
LOCKERS



16 DOOR LOCKERACK
W/ COAT ROD



4 DOOR HORIZONTAL
WALL MOUNT SECTION
W/ COAT ROD

	Overall Size w/ 6" Legs W x D x H	1-WIDE UNITS						3-WIDE UNITS					
		ASSEMBLED			UNASSEMBLED			ASSEMBLED			UNASSEMBLED		
		Product No.	Wt (lbs.)	Price Ea.	Product No.	Wt (lbs.)	Price Ea.	Product No.	Wt (lbs.)	Price Ea.	Product No.	Wt (lbs.)	Price Ea.
FIVE-TIER LOCKERS	12 x 12 x 66"	H5302PCSU	40	\$324.01	H5302PC	40	\$225.32	H53023PCSU	107	\$725.77	H53023PC	107	\$519.08
	12 x 15 x 66"	H5312PCSU	44	\$341.21	H5312PC	44	\$234.92	H53123PCSU	117	\$758.71	H53123PC	117	\$621.12
	12 x 18 x 66"	H5314PCSU	48	\$348.93	H5314PC	48	\$249.41	H53143PCSU	127	\$865.32	H53143PC	127	\$640.84
	12 x 21 x 66"	H5316PCSU	52	\$319.55	H5316PC	52	\$274.12	H53163PCSU	136	\$818.43	H53163PC	136	\$713.28
SIX-TIER LOCKERS	12 x 12 x 78"	H5332PCSU	47	\$346.41	H5332PC	47	\$240.13	H53323PCSU	125	\$869.03	H53323PC	125	\$644.53
	12 x 15 x 78"	H5342PCSU	53	\$355.21	H5342PC	53	\$248.93	H53423PCSU	137	\$890.25	H53423PC	137	\$665.76
	12 x 18 x 78"	H5362PCSU	57	\$357.59	H5362PC	57	\$264.96	H53623PCSU	149	\$925.08	H53623PC	149	\$700.60
	12 x 21 x 78"	H5364PCSU	61	\$404.55	H5364PC	61	\$298.25	H53643PCSU	160	\$1,001.05	H53643PC	160	\$776.56

	Size W x D x H	ASSEMBLED			UNASSEMBLED		
		Product No.	Wt (lbs.)	Price Ea.	Product No.	Wt (lbs.)	Price Ea.
LOCKERACK UNITS	16 DOOR LOCKERACK W/ COAT ROD	HDD5990PCSU	167	\$1,258.60	HDD5990PC	167	\$848.72
	4 DOOR HORIZONTAL WALL MOUNT SECTION W/ COAT ROD	HDD5991CRPCSU	61	\$474.29	HDD5991CRPC	61	\$387.63

STANDARD STEEL LOCKERS

LYON®

Lockers feature louvered doors for ventilation. Padlock attachments are an integral part of the handle (padlock not included). Factory assembled lockers feature pop rivet construction.

Single and Double Tier Lockers - Features steel recessed handle and hooks for hanging clothing and other items. Single tier lockers also include a separate shelf.

Six Tier Lockers - Provides high-density storage of individual belongings and supplies. Includes a steel pull handle.

- **Durable, lifetime warrantied all steel lockers.**
- **Sturdy lockers in multiple configurations.**
- **Available in Dove Gray and Putty.**
- **Overall Height: 78" H after adding 6" legs.**
- **FOB Shipping Point.**
- **Surcharge may apply.**



SINGLE TIER
1 WIDE - PUTTY



DOUBLE TIER
3 WIDE - DOVE GRAY



SIX TIER
3 WIDE - DOVE PUTTY

	Size W x D x H	1-WIDE UNITS						3-WIDE UNITS					
		ASSEMBLED			UNASSEMBLED			ASSEMBLED			UNASSEMBLED		
		Product No.	Wt. (lbs.)	Price Ea.	Product No.	Wt. (lbs.)	Price Ea.	Product No.	Wt. (lbs.)	Price Ea.	Product No.	Wt. (lbs.)	Price Ea.
SINGLE TIER LOCKERS	12 X 12 X 72"	H5112SU	53	\$273.09	H5112	53	\$195.49	H51123SU	144	\$658.27	H51123	146	\$502.11
	12 X 15 X 72"	H5032SU	57	\$302.00	H5032	57	\$202.23	H50323SU	154	\$634.20	H50323	154	\$517.25
	12 X 18 X 72"	H5042SU	61	\$294.13	H5042	61	\$216.55	H50423SU	163	\$705.03	H50423	163	\$548.31
	15 X 18 X 72"	H5062SU	68	\$307.25	H5062	68	\$229.65	H50623SU	185	\$748.93	H50623	185	\$591.77
	18 X 18 X 72"	H5092SU	75	\$316.44	H5092	75	\$238.57	H50923SU	206	\$778.85	H50923	206	\$622.69
DOUBLE TIER LOCKERS	12 x 12 x 36"	H5202SU	53	\$290.05	H5202	54	\$211.92	H52023SU	145	\$737.45	H52023	148	\$551.96
	12 x 15 x 36"	H5212SU	57	\$305.57	H5212	58	\$218.64	H52123SU	153	\$751.56	H52123	156	\$567.12
	12 x 18 x 36"	H5222SU	62	\$319.85	H5222	62	\$232.92	H52223SU	165	\$787.25	H52223	165	\$601.76
	15 x 15 x 36"	H5252SU	64	\$320.21	H5252	65	\$233.08	H52523SU	174	\$801.07	H52523	177	\$614.97
SIX TIER LOCKERS	12 x 12 x 12"	H5332SU	57	\$338.77	H5332	57	\$232.48	H53323SU	150	\$844.91	H53323	150	\$620.41
	12 x 15 x 12"	H5342SU	60	\$347.57	H5342	64	\$241.28	H53423SU	162	\$867.31	H53423	162	\$642.81
	12 x 18 x 12"	H5362SU	62	\$349.95	H5362	65	\$257.32	H53623SU	174	\$874.57	H53623	174	\$680.85



Slope Top Kits

Quickly convert standard flat top steel lockers into sloping-top lockers. Includes hardware and instructions.

- **FOB Shipping Point.**

Slope Top Kits	12" WIDE						15" WIDE						18" WIDE					
	1-WIDE			3-WIDE			1-WIDE			3-WIDE			1-WIDE			3-WIDE		
	Product No.	Wt. (lbs.)	Price Ea.	Product No.	Wt. (lbs.)	Price Ea.	Product No.	Wt. (lbs.)	Price Ea.	Product No.	Wt. (lbs.)	Price Ea.	Product No.	Wt. (lbs.)	Price Ea.	Product No.	Wt. (lbs.)	Price Ea.
12" D	H58301	3	\$38.12	H5830	7	\$51.81	-	-	-	-	-	-	-	-	-	-	-	-
15" D	H58311	3	\$38.87	H5831	8	\$53.29	H58331	3	\$36.43	H5833	9	\$53.89	-	-	-	-	-	-
18" D	H58321	4	\$34.31	H5832	9	\$53.05	H58341	4	\$49.60	H5834	11	\$71.13	H58351	4	\$49.75	H5835	12	\$73.37

Locker Benches

Durable hardwood seats have a protective clear sealer.

- **Benches 9' and larger have three pedestals.**
- **Painted steel pedestals are available in Dove Gray and Putty.**
- **Size 9-1/2" W. x 18" H.**
- **FOB Shipping Point.**



Product No.	Length	Wt. (lbs.)	Price Ea.
HDD5810	6'	35	\$165.68
HDD5811	8'	43	\$204.33
HDD5812	9'	51	\$251.20
HDD5813	10'	55	\$270.51

Closed Style Bases

Quickly attach without tools to lockers with 6" legs.

- **FOB Shipping Point.**



END BASE



FRONT BASE

Size D x H	End Base (2 Pack)			Front Base (1 Pack)			Front Base (3 Pack)		
	Product No.	Wt. (lbs.)	Price Ea.	Product No.	Wt. (lbs.)	Price Ea.	Product No.	Wt. (lbs.)	Price Ea.
12" x 6"	H5803	2	\$18.91	H5800-1	1	\$12.07	H5800-3	3	\$20.49
15" x 6"	H5804	2	\$19.76	H5801-1	1	\$12.71	H5801-3	3	\$22.41
18" x 6"	H5805	2	\$20.53	H5802-1	1	\$15.13	H5802-3	3	\$25.49

LOCKERS



Hallowell®

Premium Lockers

- Designed to provide affordable storage capability.
- 5 day shipping on all in-stock, fully-assembled and knock-down lockers.



Designed to provide affordable storage while incorporating modern design features. Wardrobe lockers are available in single, double, and triple tier models.

Single tier lockers are provided with one hat shelf. Six tier lockers are perfect when space is at a premium. Single, double, and triple tier wardrobe lockers include a stainless steel recessed handle with gravity lift-type latching. Standard hardware is 2 single hooks and 1 double ceiling hook. No hooks for 6-tier lockers.

All lockers are furnished with 6" legs as standard 1-wide and 3-wide. Available in Dark Gray (HG), Tan (PT), Marine Blue (MB), Black (ME), and Light Gray (PL) - - please specify. 16-Person Lockers are available in Tan (PT) and Dark Gray (HG). FOB Shipping Point.



Deep drawn Stainless steel recessed handle with gravity lift-type latching for doors 20" high and higher. Includes Anti-microbial recessed handle finger lift cover.



Single tier,
1 wide,
Tan

Double tier,
1 wide,
Marine Blue

Triple tier,
1 wide,
Dark Gray

Triple tier,
1 wide,
Light Gray

Six tier,
1 wide,
Black



Six tier, 1 wide,
Tan

PREMIUM LOCKERS								
Opening (outer dimension) W x D x H	1-WIDE UNITS							
	Unassembled					Assembled		
	Overall W x D x H	No. of Openings	Product No.	Wt. (lbs)	Price Ea.	Product No.	Wt. (lbs)	Price Ea.
	SINGLE TIER							
12 x 12 x 72"	12 x 12 x 78"	1	HU1228-1	55	\$171.47	HU1228-1A	59	\$214.35
12 x 15 x 72"	12 x 15 x 78"	1	HU1258-1	59	181.27	HU1258-1A	63	226.57
12 x 18 x 72"	12 x 18 x 78"	1	HU1288-1	62	195.22	HU1288-1A	66	244.04
DOUBLE TIER								
12 x 12 x 36"	12 x 12 x 78"	2	HU1228-2	64	197.67	HU1228-2A	64	247.09
12 x 15 x 36"	12 x 15 x 78"	2	HU1258-2	67	211.57	HU1258-2A	67	264.47
12 x 18 x 36"	12 x 18 x 78"	2	HU1288-2	70	221.40	HU1288-2A	70	276.73
TRIPLE TIER								
12 x 12 x 24"	12 x 12 x 78"	3	HU1228-3	61	225.09	HU1228-3A	64	281.37
12 x 15 x 24"	12 x 15 x 78"	3	HU1258-3	65	233.54	HU1258-3A	67	291.93
12 x 18 x 24"	12 x 18 x 78"	3	HU1288-3	69	254.34	HU1288-3A	70	317.94
SIX TIER								
12 x 12 x 12"	12 x 12 x 78"	6	HU1228-6	64	239.28	HU1228-6A	64	299.09
12 x 15 x 12"	12 x 15 x 78"	6	HU1258-6	67	249.37	HU1258-6A	67	311.69
12 x 18 x 12"	12 x 18 x 78"	6	HU1288-6	70	265.22	HU1288-6A	70	331.55
3-WIDE UNITS								
Opening (outer dimension) W x D x H	Unassembled							
	Unassembled					Assembled		
	Overall W x D x H	No. of Openings	Product No.	Wt. (lbs)	Price Ea.	Product No.	Wt. (lbs)	Price Ea.
	SINGLE TIER							
12 x 12 x 72"	36 x 12 x 78"	3	HU3228-1	153	\$471.50	HU3228-1A	153	\$589.36
12 x 15 x 72"	36 x 15 x 78"	3	HU3258-1	162	490.16	HU3258-1A	162	612.71
12 x 18 x 72"	36 x 18 x 78"	3	HU3288-1	168	508.37	HU3288-1A	168	635.45
DOUBLE TIER								
12 x 12 x 36"	36 x 12 x 78"	6	HU3228-2	156	550.05	HU3228-2A	156	687.58
12 x 15 x 36"	36 x 15 x 78"	6	HU3258-2	168	581.06	HU3258-2A	168	726.33
12 x 18 x 36"	36 x 18 x 78"	6	HU3288-2	168	599.76	HU3288-2A	168	749.70
TRIPLE TIER								
12 x 12 x 24"	36 x 12 x 78"	9	HU3228-3	153	632.36	HU3228-3A	153	790.45
12 x 15 x 24"	36 x 15 x 78"	9	HU3258-3	162	646.92	HU3258-3A	162	808.66
12 x 18 x 24"	36 x 18 x 78"	9	HU3288-3	180	685.77	HU3288-3A	180	857.22
SIX TIER								
12 x 12 x 12"	36 x 12 x 78"	18	HU3228-6	180	674.88	HU3228-6A	180	843.59
12 x 15 x 12"	36 x 15 x 78"	18	HU3258-6	186	694.39	HU3258-6A	186	868.02
12 x 18 x 12"	36 x 18 x 78"	18	HU3288-6	192	731.31	HU3288-6A	192	914.13
16 PERSON UNITS*								
Opening (outer dimension) W x D x H	Unassembled							
	Overall W x D x H	No. of Openings	Product No.	Wt. (lbs)	Price Ea.	Product No.	Wt. (lbs)	Price Ea.
12 x 18 x 12"	72 x 18 x 78"	16	HU1788-16	180	757.73	HU1788-16A	180	947.16

*16-Person Lockers only available in Parchment and Hallowell Gray.

LOCKERS



Hallowell

ValueMax™ Lockers

- Exceptional value, quality and finish.
- Performance and reliability at an affordable price.
- "No Moving Parts" latching mechanism results in maintenance-free performance and quiet operation.



Louvered doors for added ventilation -- equipped with a single-point thru-the-door friction catch door pull designed to accommodate a padlock or built-in lock. Complete with number plates -- orders ship numbered 1-up. All lockers include 6" high legs (lockers without legs are available at an additional cost). Single tier locker includes hat shelf. One double hook for all. Two single wall hooks for single and double tier openings. Available in Tan (PT) or Gray (HG) -- please specify. FOB Shipping Point.

1-up. All lockers include 6" high legs (lockers without legs are available at an additional cost). Single tier locker includes hat shelf. One double hook for all. Two single wall hooks for single and double tier openings. Available in Tan (PT) or Gray (HG) -- please specify. FOB Shipping Point.



Single-point thru-the-door friction catch door pull made of a super tough nylon antimicrobial material for use with a padlock or built-in lock.



Single tier,
1 wide,
Gray



Double tier,
1 wide,
Tan



Triple tier,
1 wide,
Tan



Triple tier,
3 wide,
Gray

Locker Accessories

Common to all Hallowell brand products.



OPTIONAL CLOSED BASES



OPTIONAL SLOPED TOPS

OPTIONAL CLOSED FRONT BASES

Product No.	Size	Wt. (lbs.)	Price Ea.
HKCFB12	12"W.	1.4	\$7.04

OPTIONAL CLOSED SIDE BASES

Product No.	Size	Wt. (lbs.)	Price Ea.
HKCSB12	12"D.	0.9	10.44
HKCSB15	15"D.	1.1	10.57
HKCSB18	18"D.	1.3	11.51

OPTIONAL SLOPE TOP

Product No.	Size	Wt. (lbs.)	Price Ea.
HKIST1212	12"W. x 12"D.	2.6	\$14.07
HKIST1215	12"W. x 15"D.	3.2	14.62
HKIST1218	12"W. x 18"D.	3.8	16.25

OPTIONAL SLOPE TOP ENDS

Product No.	Size	Wt. (lbs.)	Price Ea.
HKISE12	12"D.	0.4	7.74
HKISE15	15"D.	0.6	8.54
HKISE18	18"D.	0.8	9.10

UNASSEMBLED LOCKERS

UNASSEMBLED 1-WIDE UNIT				UNASSEMBLED 3-WIDE UNIT				
Opening W x D x H	No. Of Openings	Product No.	Wt. (lbs.)	Price Per Unit	No. Of Openings	Product No.	Wt. (lbs.)	Price Per Unit
UNASSEMBLED SINGLE TIER LOCKERS 72"H. OPENING -- 78"H. OVERALL W/6" LEGS								
12 x 12 x 72"	1	HUH1228-1	47	\$159.77	3	HUH3228-1	131	\$436.32
12 x 15 x 72"	1	HUH1258-1	51	169.55	3	HUH3258-1	139	455.00
12 x 18 x 72"	1	HUH1288-1	54	183.50	3	HUH3288-1	146	473.19
UNASSEMBLED DOUBLE TIER LOCKERS 36"H. OPENING -- 78"H. OVERALL W/6" LEGS								
12 x 12 x 36"	2	HUH1228-2	49	180.10	6	HUH3228-2	137	497.32
12 x 15 x 36"	2	HUH1258-2	52	194.02	6	HUH3258-2	144	528.31
12 x 18 x 36"	2	HUH1288-2	55	203.83	6	HUH3288-2	149	547.04
UNASSEMBLED TRIPLE TIER LOCKERS 24"H. OPENING -- 78"H. OVERALL W/6" LEGS								
12 x 12 x 24"	3	HUH1228-3	55	203.33	9	HUH3228-3	153	532.48
12 x 15 x 24"	3	HUH1258-3	59	211.77	9	HUH3258-3	162	581.63
12 x 18 x 24"	3	HUH1288-3	66	232.59	9	HUH3288-3	180	633.37

ASSEMBLED LOCKERS

ASSEMBLED 1-WIDE UNIT				ASSEMBLED 3-WIDE UNIT				
Opening W x D x H	No. Of Openings	Product No.	Wt. (lbs.)	Price Per Unit	No. Of Openings	Product No.	Wt. (lbs.)	Price Per Unit
ASSEMBLED SINGLE TIER LOCKERS 72"H. OPENING -- 78"H. OVERALL W/6" LEGS								
12 x 12 x 72"	1	HUH1228-1A	47	\$199.70	3	HUH3228-1A	131	\$545.41
12 x 15 x 72"	1	HUH1258-1A	51	211.93	3	HUH3258-1A	139	568.75
12 x 18 x 72"	1	HUH1288-1A	54	229.35	3	HUH3288-1A	146	591.50
ASSEMBLED DOUBLE TIER LOCKERS 36"H. OPENING -- 78"H. OVERALL W/6" LEGS								
12 x 12 x 36"	2	HUH1228-2A	49	225.12	6	HUH3228-2A	137	621.65
12 x 15 x 36"	2	HUH1258-2A	52	242.51	6	HUH3258-2A	144	660.39
12 x 18 x 36"	2	HUH1288-2A	55	254.76	6	HUH3288-2A	149	683.79
ASSEMBLED TRIPLE TIER LOCKERS 24"H. OPENING -- 78"H. OVERALL W/6" LEGS								
12 x 12 x 24"	3	HUH1228-3A	55	254.16	9	HUH3228-3A	153	665.60
12 x 15 x 24"	3	HUH1258-3A	59	264.73	9	HUH3258-3A	162	727.02
12 x 18 x 24"	3	HUH1288-3A	66	290.74	9	HUH3288-3A	180	791.71

Optional Locker Locks

Built-In Master Key Lock

H1710MK Wt. 0.5 (lb.) Price Ea. \$8.61

Master Key

H1710KM Wt. 0.1 (lb.) Price Ea. \$2.65



Combination Padlock Lock

H1525 Wt. 0.5 (lb.) Price Ea. \$5.85

Master Key

H1525K Wt. 0.1 (lb) Price Ea. \$2.64



TENNSCO LOCKERS

Box Lockers

- Space efficient multiple locker storage.
- Add multiple storage capacity without taking up valuable floor space.

Box lockers securely store purses, lunches, books and other smaller items. Closes with durable padlock hasps. Available in five and six tier configurations. Available in Sand or Medium Gray -- please specify. FOB Shipping Point.



Box Lockers

Opening* W x D x H	OVERALL UNIT Overall W x D x H	No. Of Openings	Product No.	ASSEMBLED Wt. (lbs.)	Price Per Unit	Product No.	UNASSEMBLED Wt. (lbs.)	Price Per Unit
1-WIDE UNIT								
12 x 12 x 12"	12 x 12 x 66"	5	HB55-121212-1	64.0	\$313.94	-	-	-
12 x 12 x 12"	12 x 12 x 78"	6	HB56-121212-1	72.0	357.99	HBK6-121212-1	67.0	290.79
12 x 15 x 12"	12 x 15 x 66"	5	HB55-121512-1	68.0	333.14	-	-	-
12 x 15 x 12"	12 x 15 x 78"	6	HB56-121512-1	77.0	373.23	HBK6-121512-1	72.0	298.13
12 x 18 x 12"	12 x 18 x 66"	5	HB55-121812-1	72.0	346.13	-	-	-
12 x 18 x 12"	12 x 18 x 78"	6	HB56-121812-1	80.0	397.51	HBK6-121812-1	78.0	307.73
3-WIDE UNIT								
12 x 12 x 12"	36 x 12 x 66"	15	HB55-121212-3	155.0	678.70	-	-	-
12 x 12 x 12"	36 x 12 x 78"	18	HB56-121212-3	177.0	835.67	HBK6-121212-3	175.0	723.31
12 x 15 x 12"	36 x 15 x 66"	15	HB55-121512-3	155.0	751.54	-	-	-
12 x 15 x 12"	36 x 15 x 78"	18	HB56-121512-3	178.0	909.07	HBK6-121512-3	186.0	749.29
12 x 18 x 12"	36 x 18 x 66"	15	HB55-121812-3	178.0	787.11	-	-	-
12 x 18 x 12"	36 x 18 x 78"	18	HB56-121812-3	205.0	958.20	HBK6-121812-3	200.0	784.29

*Outside dimensions

16 Person Locker (Not Shown)

- Compact, space saving locker alternative.

Efficient box locker storage system provides lockable space for 16 individuals with 48" hanging rod for clothing. Each locker is 12"W. x 18"D. x 12"H. Lockers close with rugged padlock hasps. Available in Sand or Medium Gray -- please specify. FOB Shipping Point.

Product No.	Description	Locker Opening* W x D x H	Overall Unit W x D x H	Openings	Wt. (lbs.)	Price Per Unit
HSRS-721878-1	Assembled	12 x 18 x 12"	72 x 18 x 78"	16	227.0	\$1,102.19
HSRK-721878-1	Unassembled	12 x 18 x 12"	72 x 18 x 78"	16	230.0	867.86

*Outside dimensions



Tennsco Locker Accessories

Locker Benches

- Functional locker room seating.

Laminated maple benches are protected with a clear lacquer finish. Benches are 1 1/4" thick and 9 1/2"W. They can be ordered in various lengths to meet your seating needs. Heavy-duty steel pedestals (with enamel finish to match lockers) are ordered separately. Use 3 pedestals for benches 108" to 144". FOB Shipping Point.

Product No.	Length	Wt. (lbs.)	Price Ea.
HHMLB-36	36"	125	\$105.03
HHMLB-48	48"	16	133.81
HHMLB-60	60"	20	157.53
HHMLB-72	72"	24	191.99
HHMLB-84	84"	28	220.21
HHMLB-96	96"	32	258.04
HHMLB-108	108"	36	292.49
HHMLB-120	120"	40	329.19
HHMLB-132	132"	44	362.50
HHMLB-144	144"	48	409.37
BENCH PEDESTAL			
HLBP-1	16 1/2" H.	9	40.66

Sloping Tops

- Stylish and functional locker accessory.

Sloping tops add a stylish touch to your lockers by providing a clean, finished appearance. Tops also prevent build up of unnecessary clutter and make cleaning quick and easy. Can be ordered in one or three-wide units. Available in Sand or Medium Gray -- please specify. FOB Shipping Point.

Product No.	Size W x D	Wt. (lbs.)	Price Ea.
ONE WIDE			
HKST-1212	12 x 12"	4.0	\$34.44
HKST-1215	12 x 15"	4.0	41.21
HKST-1218	12 x 18"	5.0	40.66
HKST-1518	15 x 18"	6.0	46.30
THREE WIDE			
HKST-3612	36 x 12"	8.0	49.13
HKST-3615	36 x 15"	9.0	51.39
HKST-3618	36 x 18"	11.0	55.90
HKST-4518	45 x 18"	13.0	63.24

Front And End Base Covers

- Practical maintenance accessory unit.

Create a flush, finished appearance with front and end base covers. Front covers fit between front legs and end covers fit between front and rear legs. Closed base prevents dirt and dust build up under lockers. Available in Sand or Medium Gray. FOB Shipping Point.

Product No.	Size W x D x H	Wt. (lbs.)	Price Ea.
FRONT BASE COVERS			
HFB-12	12 x - x 6"	1.5	\$5.36
HFB-15	15 x - x 6"	1.8	5.81
END BASE COVERS			
HEB-12	- x 12 x 6"	1.4	8.76
HEB-15	- x 15 x 6"	1.6	9.54
HEB-18	- x 18 x 6"	1.8	9.60

Tennsco DURABLE STEEL LOCKERS

- Quiet and sturdy lockers storage in multiple configurations.
- Constructed of heavy duty steel these lockers combine high performance with working durability.

Rubber bumpers, door stiffeners and locking channels cushioned with rugged polymer materials make these lockers quiet. Lockers use vandal-resistant handles with low friction latching mechanism to open easy and smooth. Includes louvers for fresh air ventilation. All lockers have 6"H. legs. Available assembled or unassembled. Available in Sand or Medium Gray -- please specify. FOB Shipping Point.



Single-Tier Lockers



Surcharge may apply.

tennsco
Storage Made Easy



Double-Tier Lockers



Single-Tier Lockers

- Multi-purpose spacious storage.
- Roomy enough to hang coats and clothing with additional shelf space to store hats, books, and other personal items.

Secures tightly with positive 3 point locking system. Ideal for factories, offices, and hospitals. Available in Sand or Medium Gray -- please specify. FOB Shipping Point.

Locker Opening* W x D x H	Overall Unit W x D x H	No. Of Openings	Product No.	ASSEMBLED Wt. (lbs.)	Price Per Unit	Product No.	UNASSEMBLED Wt. (lbs.)	Price Per Unit
1-WIDE UNIT								
12 x 12 x 60"	12 x 12 x 66"	1	HSTS-121260-1	64.0	\$304.34	HSTK-121260-1	58.0	\$255.21
12 x 15 x 60"	12 x 15 x 66"	1	HSTS-121560-1	67.0	317.33	HSTK-121560-1	61.0	271.03
12 x 18 x 60"	12 x 18 x 66"	1	HSTS-121860-1	68.0	330.89	HSTK-121860-1	68.0	288.53
12 x 15 x 72"	12 x 15 x 78"	1	HSTS-121572-1	76.0	347.26	HSTK-121572-1	70.0	278.93
12 x 18 x 72"	12 x 18 x 78"	1	HSTS-121872-1	78.0	357.99	HSTK-121872-1	76.0	287.40
15 x 18 x 72"	15 x 18 x 78"	1	HSTS-151872-1	87.0	383.39	HSTK-151872-1	82.0	307.17
3-WIDE UNIT								
12 x 12 x 60"	36 x 12 x 66"	3	HSTS-121260-3	154.0	714.84	HSTK-121260-3	147.0	644.83
12 x 15 x 60"	36 x 15 x 66"	3	HSTS-121560-3	158.0	735.17	HSTK-121560-3	156.0	673.61
12 x 18 x 60"	36 x 18 x 66"	3	HSTS-121860-3	175.0	786.54	HSTK-121860-3	165.0	704.67
12 x 15 x 72"	36 x 15 x 78"	3	HSTS-121572-3	174.0	796.14	HSTK-121572-3	179.0	695.64
12 x 18 x 72"	36 x 18 x 78"	3	HSTS-121872-3	198.0	826.07	HSTK-121872-3	191.0	734.04
15 x 18 x 72"	45 x 18 x 78"	3	HSTS-151872-3	217.0	896.66	HSTK-151872-3	210.0	804.06

*Outside dimensions

Double-Tier Lockers

- Space-conscious locker storage.
- Double your storage capacity with the same amount of space.

Provides plenty of room for shirts and jackets with three built in coat hooks. Closes with positive 2-point locking system. Perfect for the gym and school. Available in Sand or Medium Gray -- please specify. FOB Shipping Point.

Locker Opening* W x D x H	Overall Unit W x D x H	No. Of Openings	Product No.	ASSEMBLED Wt. (lbs.)	Price Per Unit	Product No.	UNASSEMBLED Wt. (lbs.)	Price Per Unit
1-WIDE UNIT								
12 x 12 x 30"	12 x 12 x 66"	2	HDTS-121230-1	65.0	\$318.46	HDTK-121230-1	59.0	\$285.14
12 x 15 x 30"	12 x 15 x 66"	2	HDTS-121530-1	68.0	364.20	HDTK-121530-1	62.0	287.97
12 x 18 x 30"	12 x 18 x 66"	2	HDTS-121830-1	69.0	372.67	HDTK-121830-1	69.0	289.66
12 x 15 x 36"	12 x 15 x 78"	2	HDTS-121536-1	79.0	364.20	HDTK-121536-1	73.0	294.74
12 x 18 x 36"	12 x 18 x 78"	2	HDTS-121836-1	83.0	372.67	HDTK-121836-1	79.0	300.39
15 x 18 x 36"	15 x 18 x 72"	2	HDTS-151836-1	91.0	408.80	HDTK-151836-1	85.0	335.40
3-WIDE UNIT								
12 x 12 x 30"	36 x 12 x 66"	6	HDTS-121230-3	158.0	784.29	HDTK-121230-3	150.0	729.51
12 x 15 x 30"	36 x 15 x 66"	6	HDTS-121530-3	162.0	831.16	HDTK-121530-3	158.0	718.23
12 x 18 x 30"	36 x 18 x 66"	6	HDTS-121830-3	177.0	823.81	HDTK-121830-3	167.0	736.30
12 x 15 x 36"	36 x 15 x 78"	6	HDTS-121536-3	185.0	846.97	HDTK-121536-3	190.0	746.46
12 x 18 x 36"	36 x 18 x 78"	6	HDTS-121836-3	208.0	864.47	HDTK-121836-3	201.0	771.87
15 x 18 x 36"	45 x 18 x 72"	6	HDTS-151836-3	227.0	981.91	HDTK-151836-3	221.0	850.36

*Outside dimensions

LOCKERS

Bradley 

Lenox® Plastic Lockers

- Patented one-piece box construction.
- Corrosion-Proof High Density Polyethylene.
- Powder coated stainless steel hinge.
- Maintenance-free durability.

**20-Year
Warranty**

Unlike metal, Lenox Lockers are made of corrosion-proof HDPE material that won't rust or dent. Lenox features a white one-piece box that wraps around with no screws, rivets or mechanical joints. With a box thickness of 3/8" and colored door and frame thickness of 1/2", Lenox Lockers withstand impacts that would easily damage other lockers. The continuous door slide latch is made of 1/2" thick High Density Polyethylene (HDPE) which secures the entire length of the door. Standard lockers include doors with ventilation slots and handles. One and two tier lockers include a double coat hook. A shelf is included with one-tier lockers only. All lockers ship fully assembled saving installation time and money. All locker parts and components carry a 20-year warranty against rust, corrosion, denting, bending and delaminating under normal use. Locker options (sold separately) include End Panels, and Flat Tops which finish exposed white sides of locker. Special order options include key locks, combination locks, coin locks, mesh doors, engraved logos and number plates. FOB Shipping Point.

*Note: Other Lenox Locker variations, colors, and pedestal benches also available -- call for more information.

Typical Area of Use:

- Food Processing
- Schools/Universities
- Manufacturing
- Athletic Facilities
- Healthcare Facilities
- Hotels/Motel
- Chemical Plants
- Park/Recreation Facilities

LOCKER COLORS



Available in 15 other aesthetically pleasing colors--call for more information.



Pedestal Bench



Gear Locker
Call for additional information.

Surcharges may apply.



LENOX® LOCKERS



New XL-Lockers are 30% deeper than standard 18" lockers. Choose from 21" or 24" depths. Call for pricing.

LENOX® LOCKERS SINGLE TIER LOCKERS

Beige Product No.	Gray Product No.	Deep Blue Product No.	Size W x D x H	Wt. (lbs.)	Price Ea.
HLK1212601HV-202	HLK1212601HV-200	HLK1212601HV-203	12 x 12 x 60"	50	\$575.39
HLK1212721HV-202	HLK1212721HV-200	HLK1212721HV-203	12 x 12 x 72"	60	656.25
HLK1215601HV-202	HLK1215601HV-200	HLK1215601HV-203	12 x 15 x 60"	57	594.30
HLK1215721HV-202	HLK1215721HV-200	HLK1215721HV-203	12 x 15 x 72"	67	688.80
HLK1218601HV-202	HLK1218601HV-200	HLK1218601HV-203	12 x 18 x 60"	63	623.70
HLK1218721HV-202	HLK1218721HV-200	HLK1218721HV-203	12 x 18 x 72"	74	709.80

DOUBLE TIER LOCKERS

HLK1212602HV-202	HLK1212602HV-200	HLK1212602HV-203	12 x 12 x 60"	51	585.90
HLK1212722HV-202	HLK1212722HV-200	HLK1212722HV-203	12 x 12 x 72"	60	691.95
HLK1215602HV-202	HLK1215602HV-200	HLK1215602HV-203	12 x 15 x 60"	57	618.44
HLK1215722HV-202	HLK1215722HV-200	HLK1215722HV-203	12 x 15 x 72"	67	714.00
HLK1218602HV-202	HLK1218602HV-200	HLK1218602HV-203	12 x 18 x 60"	63	656.25
HLK1218722HV-202	HLK1218722HV-200	HLK1218722HV-203	12 x 18 x 72"	74	748.66

TRIPLE TIER LOCKERS

HLK1212603HV-202	HLK1212603HV-200	HLK1212603HV-203	12 x 12 x 60"	53	623.70
HLK1212723HV-202	HLK1212723HV-200	HLK1212723HV-203	12 x 12 x 72"	62	728.70
HLK1215603HV-202	HLK1215603HV-200	HLK1215603HV-203	12 x 15 x 60"	60	661.51
HLK1215723HV-202	HLK1215723HV-200	HLK1215723HV-203	12 x 15 x 72"	70	759.15
HLK1218603HV-202	HLK1218603HV-200	HLK1218603HV-203	12 x 18 x 60"	66	691.95
HLK1218723HV-202	HLK1218723HV-200	HLK1218723HV-203	12 x 18 x 72"	77	785.39

QUADRUPLE TIER LOCKERS

H00208705	H00208706	H00208707	12 x 12 x 60"	55	575.39
H00208708	H00208709	H00208710	12 x 12 x 72"	64	656.25
H00208711	H00208712	H00208713	12 x 15 x 60"	62	594.30
H00208715	H00208716	H00208717	12 x 15 x 72"	72	688.80
H00208718	H00208721	H00208722	12 x 18 x 60"	69	623.70
H00208723	H00208726	H00208727	12 x 18 x 72"	79	709.80

Number Plates 1/2" x 1/2" Price Ea. \$1.26

END PANELS FOR FLAT TOP LOCKERS

Beige Product No.	Gray Product No.	Deep Blue Product No.	Size D x H	Wt. (lbs.)	Price Ea.
HEPFT-S1260-202	HEPFT-S1260-200	HEPFT-S1260-203	12 x 60"	1	\$129.15
HEPFT-S1272-202	HEPFT-S1272-200	HEPFT-S1272-203	12 x 72"	1	129.15
HEPFT-S1560-202	HEPFT-S1560-200	HEPFT-S1560-203	15 x 60"	1	135.44
HEPFT-S1572-202	HEPFT-S1572-200	HEPFT-S1572-203	15 x 72"	1	135.44
HEPFT-S1860-202	HEPFT-S1860-200	HEPFT-S1860-203	18 x 60"	1	141.75
HEPFT-S1872-202	HEPFT-S1872-200	HEPFT-S1872-203	18 x 72"	1	141.75

12" WIDE FLAT TOPS FOR LOCKERS

Beige Product No.	Gray Product No.	Deep Blue Product No.	Size W X D x H	Wt. (lbs.)	Price Ea.
H00271941	H00271942	H00271943	12 x 12 x 1/2"	3	\$57.75
H00271944	H00271945	H00271946	12 x 15 x 1/2"	4	58.80
H00271947	H00271948	H00271949	12 x 18 x 1/2"	4	60.90

PEDESTAL BENCHES

Beige Product No.	Gray Product No.	Deep Blue Product No.	Size W x L x H	Wt. (lbs.)	Price Ea.
HPED9536-202	HPED9536-200	HPED9536-203	9 1/2 x 36 x 18 1/2"	30	\$681.44
HPED9572-202	HPED9572-200	HPED9572-203	9 1/2 x 72 x 18 1/2"	50	1,093.05

*Additional locker sizes and options available--call for more information.


PARTS ORGANIZATION

DURHAM MFG®
Est. 1922

Heavy Duty All-Welded Bin & Shelf 14 ga. Steel Storage Cabinets

- Reinforced doors hold fully loaded bins.
- Heavy gauge steel throughout with reinforced base.

Heavy-duty, all welded 14 gauge steel construction. 3-point locking handle with 5/16" dia. rods and a provision for padlock. Models HJC-171, HSSC-227 and HSSC-185-3S have 6" high box style legs which offers space for lift truck forks making the entire units forkliftable and can be lagged to the floor. Legs are constructed of 3/16" steel. All cabinets feature fully welded piano hinges to increase rigidity – doors will not sag, warp or twist. Fully loaded doors can hold up to 650 lbs. Finished in durable Gray powder coat. FOB Shipping Point.



HSSC-227-95

Hook-On Bins® available
in Yellow, Red or Blue
Manufactured by
Durham MFG



HDC-DLP-96-4S-1795



HDC48-842S6DS-95



H3501-BDLP-132-5295



H3501-BDLP-102-3S-95



HJC-137-3S-95

Product No.	Size W x D x H	Bins Dim. W x D x H	Shelves	Wt. (lbs.)	Price Ea.
HDC-DLP-96-4S-95	36 x 24 x 72"	(96) 4 x 5 x 3"	(4) 35 1/2 x 16 3/8"	388	\$1,881.69
HDC36-642S6DS-95	36 x 24 x 72"	(48) 4 x 7 x 3" (16) 8 x 15 x 7" (48) 4 x 7 x 3"	(2) 35 1/2 x 16 3/8" (6) 11 1/2 x 3 3/4"	426	2,084.90
HDC36-78-6DS-95	36 x 24 x 72"	(18) 6 x 11 x 5" (12) 8 x 15 x 7" (6) 16 x 15 x 7"	(6) 11 1/2 x 3 3/4"	422	2,279.34
HDC36-48-4S6DS-95	36 x 24 x 72"	(48) 4 x 5 x 3"	(4) 47 3/4 x 16 3/8" (6) 11 1/2 x 3 3/4"	389	1,659.31
HDC48-128-4S-95	48 x 24 x 72"	(128) 4 x 5 x 3"	(4) 47 3/4 x 16 3/8"	476	2,199.81
HDC48-842S6DS-95	48 x 24 x 72"	(64) 4 x 7 x 3" (20) 8 x 15 x 7" (72) 4 x 7 x 3"	(2) 47 3/4 x 16 3/8" (6) 17 1/4 x 3 3/4"	526	2,560.61
HDC48-114-6DS-95	48 x 24 x 72"	(24) 6 x 11 x 5" (12) 8 x 15 x 7" (6) 16 x 15 x 7"	(6) 17 1/4 x 3 3/4"	552	2,454.91
HDC48-724S6DS-95	48 x 24 x 72"	(72) 4 x 5 x 3"	(4) 47 3/4 x 16 3/8" (6) 17 1/4 x 3 3/4"	479	2,026.85

Product No.	Description	Size W x D x H	Wt. (lbs.)	Price Ea.
HJC-171	171 Bins	48 x 24 x 78"	540	\$2,714.76
HSJC-BDLP-192	192 Bins	48 x 24 x 84"	579	2,983.93
HSJC-DLP-144-4S	144 Bins, 4 Shelves	48 x 24 x 84"	553	2,419.66
HSJC-DLP-4S-14DS	4 Shelves, 14 Door Shelves	48 x 24 x 84"	544	2,280.28
H3501-BDLP-132	132 Bins	36 x 24 x 72"	422	2,086.57
H3501-BDLP-102-3S	102 Bins, 3 Shelves	36 x 24 x 72"	468	1,933.37
HDC48-176-95	176 Bins	48 x 24 x 72"	546	1,925.01
HJC-137-3S	137 Bins, 3 Shelves	48 x 24 x 78"	570	1,823.43
HSSC-227	227 Bins	60 x 24 x 84"	827	2,958.67
HSSC-185-3S	185 Bins, 3 Shelves	60 x 24 x 84"	710	2,800.75

*Add suffix for bin color Yellow (-95), Red (-1795), Blue (-5295).



HDC36-642S6DS-5295



HDC48-128-4S-95



Ventilated Storage Locker

- 16 gauge all welded, heavy duty storage.
 - Cast iron, pad-lockable handle.
 - 4 adjustable shelves, adjust on 4" centers and have a 300 lbs. capacity.
 - Textured powder coat finish.
- FOB Shipping Point.

VENTILATED STORAGE LOCKER						
Product No.	Overall Size W x D x H	Shelves	Shelf Cap. (lbs.)	Door Style	Wt. (lbs.)	Price Ea.
HDCL-242478-4S-95	24 x 24 1/2 x 78"	4	300	Ventilated	242	\$1,016.40

14/16 Gauge Job Site Cabinet For Outdoor Use



All welded, 14 gauge steel with 16 gauge steel back. Heavy duty, secure storage for outside applications. 3 full width shelves are welded in place. Double doors have protected pad-lock attachment (Pad-lock not included). Skid plates allow access for forklift trucks. Welded corners with drip shield to deflect rain provide protection from the elements. Side handles are included. Ships fully assembled ready for use. Gray textured powder coat finish. FOB Shipping Point.

14/16 GAUGE JOB SITE CABINET FOR OUTDOOR USE				
Product No.	Overall Dim. W x D x H	Shelf Cap. (lbs.)	Wt. (lbs.)	Price Ea.
HJSC-602460-95	64 1/2 x 28 1/2 x 62 1/2"	1450	462	\$1,503.09

Steel surcharges may apply.

HEAVY DUTY STORAGE CABINETS WITH HOOK-ON BINS

DURHAM MFG
Est. 1922

Heavy Duty Storage Cabinets with Hook-on Bins

- Extra heavy duty all welded 12 ga. steel construction.
- 7 ga. recessed knuckle hinges to prevent sagging.

Secure 3-point cast steel locking handle with $\frac{3}{8}$ " diameter rods and provision for a padlock (padlock not provided). Cabinets with shelves feature shelves that bolt into place easily using fasteners provided and adjust on $2\frac{1}{2}$ " centers. 6"H base/legs which provide access for forklifts (constructed of $\frac{3}{8}$ " steel). Predrilled holes allow for lagging to the floor. Fully welded louvered panels reinforce door and hold Hook-On Bins®. Hook-On Bins® available in Yellow (-95), Red (-1795) or Blue (-5295)
-- please specify bin color. Allows weight capacity of 800 lbs. per door (evenly distributed). Durable Gray powder coat finish. FOB Shipping Point.

Hook-On Bins® available in
Yellow, Red or Blue
Manufactured by Durham MFG



12 GA. CABINET WITH HOOK-ON BINS					
Product No.	Size W x D x H	Bins Included	Wt. (lbs.)	Price Ea.	
HHDC36-126*	36 x 24 x 78"	(48) 4 x 5 x 3" (48) 4 x 7 x 3" (12) 6 x 11 x 5" (12) 8 x 15 x 7" (6) 16 x 15 x 7"	512	\$2,061.48	
HHDC48-162*	48 x 24 x 78"	(60) 4 x 5 x 3" (60) 4 x 7 x 3" (24) 6 x 11 x 5" (12) 8 x 15 x 7" (6) 16 x 15 x 7"	598	2,462.45	
HHDC48-192-95 (Yellow Bins Only)	48 x 24 x 78"	(60) 4 x 5 x 3" (84) 4 x 7 x 3" (24) 6 x 11 x 5" (24) 8 x 15 x 7"	604	2,667.84	
HHDC60-198*	60 x 24 x 78"	(72) 4 x 5 x 3" (72) 4 x 7 x 3" (36) 6 x 11 x 5" (12) 8 x 15 x 7" (6) 16 x 15 x 7"	732	2,959.64	
HHDC72-240*	72 x 24 x 78"	(84) 4 x 5 x 3" (84) 4 x 7 x 3" (36) 6 x 11 x 5" (12) 8 x 15 x 7" (6) 16 x 15 x 7"	874	3,559.31	

*Add suffix for bin color Yellow (-95), Red (-1795), Blue (-5295)


12 GA. CABINET WITH HOOK-ON BINS AND SHELVES						
Product No.	Size W x D x H	Bins Included	No. Of Shelves	Shelf Cap. (lbs.)	Wt. (lbs.)	Price Ea.
HHDC36-60-2S6D*	36 x 24 x 78"	(48) 4 x 7 x 3" (12) 8 x 15 x 7"	2	1900	518	\$1,952.69
HHDC48-84-2S6D*	48 x 24 x 78"	(60) 4 x 7 x 3" (24) 8 x 15 x 7"	2	1200	621	2,435.67
HHDC36-96-4S*	36 x 24 x 78"	(96) 4 x 5 x 3"	4	1900	510	1,920.76
HHDC36-102-3S*	36 x 24 x 78"	(48) 4 x 5 x 3" (48) 4 x 7 x 3" (6) 16 x 15 x 7"	3	1900	514	2,012.49
HHDC48-120-4S*	48 x 24 x 78"	(120) 4 x 5 x 3"	4	1200	618	2,295.16
HHDC48-134-3S*	48 x 24 x 78"	(60) 4 x 5 x 3" (60) 4 x 7 x 3" (8) 8 x 15 x 7" (6) 16 x 15 x 7"	3	1200	632	2,469.85
HHDC60-156-3S*	60 x 24 x 78"	(72) 4 x 5 x 3" (72) 4 x 7 x 3" (12) 8 x 15 x 7"	3	1650	786	3,018.04
HHDC72-192-3S*	72 x 24 x 78"	(84) 4 x 5 x 3" (84) 4 x 7 x 3" (12) 8 x 15 x 7" (12) 16 x 15 x 7"	3	1300	924	3,545.72

*Add suffix for bin color Yellow (95), Red (1795), Blue (5295)


Steel surcharges may apply.



HHDC48-162-1795



HHDC60-198-5295



HHDC72-240-95



HHDC48-84-2S6D1795




HHDC48-120-4S5295



HHDC48-134-3S95



HHDC60-156-3S1795



HHDC72-192-3S95

SECURITY CABINETS

DURHAM MFG®
Est. 1922



H3501-DLP-PB-96-2S-95

36" and 48" Wide 5-S Storage Cabinets

- Heavy duty all welded 14 gauge construction.
- 96 Hook-On Bins® included with 36" model.
- Steel pegboard for hanging tools and other accessories.

Large storage cabinets have fully welded piano hinges. H3501-DLP-PB-96-2S-95 features louvered panels on doors to allow for bin storage of small parts and HEMDC-482472-PB-2S-95 features punched diamond pattern on doors for visibility and ventilation. Cabinets have two shelves that adjust on 4" centers – no tools required – and hold up to 700-1250 lbs. (weight evenly distributed) and feature a 3-point locking system with keyed handle and $\frac{5}{16}$ " dia. lock rods. Available in Gray powder coat finish. Ships fully assembled. FOB Shipping Point.



HEMDC-482472-PB-2S-95

36" AND 48" WIDE 5-S STORAGE CABINETS							
Product No.	Size-OD W x D x H	No. of Shelves	Shelf Cap. (lbs.)	Bins	Pegboard Dims. W x H	Wt. (lbs.)	Price Ea.
H3501-DLP-PB-96-2S-95	36 x 24 x 72"	2	1250	(96) 4 x 5 x 3"	36 x 24"	431	\$1,544.67
HEMDC-482472-PB-2S-95	48 x 24 x 72"	2	700	N/A	48 x 24"	392	1,523.66



H3501-DLP-60DR11-96-2S-95

36" Wide Small Parts Storage & Security Cabinets

- 3-point locking system with keyed handle.
- 96 Hook-on Bins® included.
- Ships fully assembled.

Cabinets are heavy duty 14 gauge construction and feature 2 adjustable shelves and louvered panels on doors for use with bins included. Doors have fully welded piano hinges and can hold up to 650 lbs. (weight evenly distributed). 96 Hook-On Bins® are also included. H3501-DLP-60DR11-96-2S-95 comes with 60 Jumbo, $\frac{3}{8}$ "H drawers, each with 2 dividers adjustable on 1" centers (extra dividers are available). H3501-DLP-72/40B-96-95 has 12" deep, 112 pigeon hole bins enclosed – perfect for storage of fasteners, high value small parts and more. Available in Gray powder coat finish. Ships fully assembled. FOB Shipping Point.



H3501-DLP-72/40B-96-95

36" WIDE SMALL PARTS STORAGE & SECURITY CABINETS							
60 JUMBO DRAWERS & 96 HOOK-ON BINS							
Product No.	Size-OD W x D x H	No. of Shelves	Shelf Cap. (lbs.)	Bins	Drawers	Wt. (lbs.)	Price Ea.
H3501-DLP-60DR11-96-2S-95	36 x 24 x 72"	2	900	(96) 4 x 5 x 3"	(60) $5\frac{7}{8}$ x $11\frac{1}{4}$ x $3\frac{1}{2}$ "	532	\$2,180.76
112 STEEL PIGEON HOLE BINS AND 96 HOOK-ON BINS							
H3501-DLP-72/40B-96-95	36 x 24 x 72"	N/A	N/A	(96) 4 x 5 x 3"	Bins - (112) 12"D	454	\$1,933.93

H036-95 Optional Drawer Dividers, 12/bag, Wt. 1 (lb.), Price per Bag \$9.69.

Steel surcharges may apply.



4-Shelf Model

Heavy Duty Ventilated Cabinets with Adjustable Shelves

- All-welded, 14 gauge, steel construction.

Punched diamond pattern in doors allows content visibility and ventilation. 3-point locking system with keyed handle and lock rods. 4 keys included. Full height, formed and recessed doors with heavy duty, leaf hinges to prevent sagging and warping. Adjustable shelves rest on louvered uprights and adjust on 4" centers (no tools required). Durable, gray, textured powder coat finish. FOB Shipping Point.

HEAVY DUTY VENTILATED CABINETS WITH ADJUSTABLE SHELVES					
Product No.	Overall Dim. W x D x H	Shelves	Shelf Cap. (lbs.)	Wt. (lbs.)	Price Ea.
HEMDC-361848-95	36 x 18 x 48"	(2) $35\frac{1}{2}$ x $16\frac{3}{4}$ "	1250	198	\$1,172.40
HEMDC-361860-95	36 x 18 x 60"	(3) $35\frac{1}{2}$ x $16\frac{3}{4}$ "	1250	244	1,359.04
HEMDC-361872-95	36 x 18 x 72"	(4) $35\frac{1}{2}$ x $16\frac{3}{4}$ "	1250	287	1,509.88
HEMDC-361872-2S-95	36 x 18 x 72"	(2) $35\frac{1}{2}$ x $16\frac{3}{4}$ "	1250	294	1,254.91
HEMDC-361884-95	36 x 18 x 84"	(4) $35\frac{1}{2}$ x $16\frac{3}{4}$ "	1250	307	1,621.64
HEMDC-362442-95	36 x 24 x 42"	(2) $35\frac{1}{2}$ x $21\frac{1}{2}$ "	1000	215	1,295.04
HEMDC-362472-95	36 x 24 x 72"	(3) $35\frac{1}{2}$ x $21\frac{1}{2}$ "	1000	311	1,565.75
HEMDC-362472-4S-95	36 x 24 x 72"	(4) $35\frac{1}{2}$ x $21\frac{1}{2}$ "	1000	331	1,619.93
HEMDC-362484-95	36 x 24 x 84"	(3) $35\frac{1}{2}$ x $21\frac{1}{2}$ "	1000	342	1,675.33
HEMDC-481872-95	48 x 18 x 72"	(3) $47\frac{1}{2}$ x $16\frac{3}{4}$ "	750	330	1,666.82
HEMDC-482472-95	48 x 24 x 72"	(3) $47\frac{1}{2}$ x $21\frac{1}{2}$ "	750	374	1,803.96

HEAVY DUTY STORAGE CABINETS

DURHAM MFG
Est. 1922

Extra Heavy Duty Storage Cabinets

- Heavy duty all welded 12ga. construction.
- All Cabinets finished in gray powder coat.
- 8 cabinet styles to choose from.
- FOB Shipping Point.



A) Ventilated Door



B) Flush Door



C) Cabinet with Drawers



D) Clearview
Style Door



E) Cabinet for
Outdoor Use



F) Countertop Clearview
Style Door



G) Wardrobe Style
Cabinet

EXTRA HEAVY DUTY STORAGE CABINETS						
Product No.	Overall Size W x D x H	No. of Shelves	No. of Drawers	Shelf/Drawer Cap. (lbs.)	Wt. (lbs.)	Price Ea.
A) VENTILATED DOOR						
HHDCV243678-4S95	36 x 24 x 78"	4	—	1900	470	\$1,708.52
HHDCV244878-4S95	48 x 24 x 78"	4	—	1200	568	2,009.09
HHDCV246078-4S95	60 x 24 x 78"	4	—	1025	666	2,488.24
B) FLUSH DOOR (66"H. UNITS HAVE 6"H. LEGS)						
HHDC-202436-2S95	24 x 20 x 36"	2	—	1900	184	672.21
HHDC-203636-2S95	36 x 20 x 36"	2	—	1900	242	823.75
HHDC-203642-2S95	36 x 20 x 42"	2	—	1900	278	882.24
HHDC-243636-2S95	36 x 24 x 36"	2	—	1900	267	893.24
HHDC-243642-2S95	36 x 24 x 42"	2	—	1900	292	955.52
HHDC-244842-2S95	48 x 24 x 42"	2	—	1200	355	1,122.30
HHDC-243666-3S95	36 x 24 x 66"	3	—	1900	406	1,451.18
HHDC-246066-3S95	60 x 24 x 66"	3	—	1650	595	2,004.31
HHDC-247266-3S95	72 x 24 x 66"	3	—	1525	726	2,177.97
C) CABINET WITH DRAWERS (HHDWC FEATURES WARDROBE AREA)						
HHDCD244878-6B95	48 x 24 x 78"	4	6	1200/400	917	3,107.46
HHDCD246078-6B95	60 x 24 x 78"	4	6	1650/400	1079	3,603.46
HHDCD247278-6B95	72 x 24 x 78"	4	6	1525/400	1267	3,953.61
HHDCD243678-3M95	36 x 24 x 78"	3	3	1900/400	685	2,159.58
HHDCD243678-3B95	36 x 24 x 78"	4	3	1900/400	646	2,236.97
HHDCD243678-7B95	36 x 24 x 78"	2	7	1900/400	828	3,027.25
HHDCD243678-8M95	36 x 24 x 78"	1	8	1900/400	836	3,218.09
HHDWC243678-7M95	36 x 24 x 78"	5	7	1900/400	705	2,909.58
HHDWC244878-7M95	48 x 24 x 78"	5	7	1200/400	828	3,305.55
HHDWC246078-7M95	60 x 24 x 78"	5	7	1650/400	983	3,745.28
D) CLEARVIEW STYLE DOOR						
HHDC244866-3S95	48 x 24 x 66"	3	—	1200	487	2,581.97
HHDC244878-4S95	48 x 24 x 78"	4	—	1200	571	2,949.97
HHDC246078-4S95	60 x 24 x 78"	4	—	1200	699	3,412.72
E) CABINET FOR OUTDOOR USE						
HHDCO243678-4S95	36 x 24 x 78"	4	—	1900	470	2,444.73
HHDCO244878-4S95	48 x 24 x 78"	4	—	1200	568	2,738.34
HHDCO246078-4S95	60 x 24 x 78"	4	—	1650	666	3,201.63
F) COUNTERTOP CLEARVIEW STYLE DOOR						
HHDC202436-2S95	24 x 20 x 36"	2	—	1900	182	906.15
HHDC203636-2S95	36 x 20 x 36"	2	—	1900	240	1,144.31
HHDC203642-2S95	36 x 20 x 42"	2	—	1900	264	1,208.79
HHDC243636-2S95	36 x 24 x 36"	2	—	1900	470	1,213.24
HHDC243642-2S95	36 x 24 x 42"	2	—	1900	568	1,281.49
HHDC244842-2S95	48 x 24 x 42"	2	—	1200	666	1,580.91
G) WARDROBE STYLE CABINET						
HHDWC243678-5S95	36 x 24 x 78"	5	—	1900	492	1,589.99
HHDWC244878-5S95	48 x 24 x 78"	5	—	1200	580	1,859.04
HHDWC246078-5S95	60 x 24 x 78"	5	—	1650	659	2,171.84

Steel surcharges
may apply.

HEAVY DUTY STORAGE CABINETS

DURHAM MFG
Est. 1922

16 Gauge, Adjustable Shelf Cabinets



H2501-4S-95

H2505-4S-95

Industrial duty, all welded 16-gauge steel with 3-point locking system with keyed handle and lock rods, 4 keys included. Adjustable shelves rest on louvered panels and adjust on 4" centers. No tools required for installation. **H2505** & **H2506** models have 6"H base/legs which provide access for forklifts, pre-punched holes allow for lagging to the floor. (Constructed of 3/16" steel) Gray, textured powder coat finish. FOB Shipping Point.

16 GAUGE ADJUSTABLE SHELF CABINETS					
Product No.	Overall Dim. W x D x H	No. of Shelves	Shelf Cap. (lbs.)	Wt. (lbs.)	Price Ea.
H2600-2S-95	36 x 18 x 48"	2	700	200	\$871.01
H2601-3S-95	36 x 18 x 60"	3	700	245	997.03
H2602-4S-95	36 x 18 x 72"	4	700	287	1,154.91
H2603-4S-95	36 x 18 x 84"	4	700	314	1,238.24
HFDC-SH-3618-95	35 3/4 x 16 1/2"	Extra Shelf	700	19	95.60
H2503-2S-95	36 x 24 x 42"	2	700	215	1,004.12
H2501-4S-95	36 x 24 x 72"	4	700	330	1,257.54
H2500-4S-95	36 x 24 x 84"	4	700	358	1,342.99
HFDC-SH-3624-95	35 3/4 x 21 1/2"	Extra Shelf	700	24	114.84
H2502-4S-95	48 x 24 x 72"	4	500	399	1,469.99
H2505-4S-95	48 x 24 x 78"	4	500	424	1,591.79
H2504-4S-95	48 x 24 x 84"	4	500	431	1,556.69
HFDC-SH-4824-95	47 1/2 x 21 1/2"	Extra Shelf	500	32	149.78
H2506-4S-95	60 x 24 x 84"	4	300	538	1,790.45
HFDC-SH-6024-95	59 1/2 x 21 1/2"	Extra Shelf	300	38	176.42

Steel surcharges may apply.

All Welded Storage Cabinets

• Heavy-duty all steel 14 ga. material is completely welded to create the sturdiest cabinet made.

Choose from ten models to store, sort and organize. Construction features not found anywhere else. Ideal for factories, warehouses or offices. Securely store tools, parts and supplies. Doors swing effortlessly. Doors also feature three point locking handle and two keys. Durable gray powder coat finish. FOB Shipping Point.



A

ALL WELDED STORAGE CABINET					
Ltr. No.	Product No.	No. Shelves	Overall Size W x D x H	Wt. (lbs.)	Price Ea.
A	H3010-95	1 fixed	24 x 24 x 33 3/4"	128	\$637.49
B	H3000-95	1 fixed	36 x 24 x 33 3/4"	155	857.45
C	H3600-95	2 adj.	36 x 18 x 48"	232	1,040.51
C	H3601-95	3 adj.	36 x 18 x 60"	289	1,189.84
C	H3602-95	4 adj.	36 x 18 x 72"	334	1,346.00
C	H3603-95	4 adj.	36 x 18 x 84"	376	1,315.21
C	H3500-95	3 adj.	36 x 24 x 84"	397	1,414.39
C	H3501-95	3 adj.	36 x 24 x 72"	366	1,396.45
C	H3502-95	3 adj.	48 x 24 x 72"	394	1,610.78
C	H3503-95	2 adj.	36 x 24 x 42"	249	1,100.16



B



C

12 gauge Heavy Duty Storage Cabinets

- Extra heavy duty construction for durable security.
- Shipped fully assembled and ready for use.

Feature rugged, all welded 12 ga. steel construction and handsome flush door design. 4 reinforced steel shelves are adjustable on 2 1/2" centers. Includes extra heavy-duty hinge pins that secure doors to avoid sagging. Sturdy 3-point, cast steel locking handles have 3/8" dia. rods and provision for padlock (padlock not furnished). 6" high box style legs offer space for lift truck forks and can be lagged to the floor, constructed of 3/8" steel. Durable Gray powder coat finish. FOB Shipping Point.



HEAVY DUTY LOCKABLE DOUBLE SHIFT CABINET				
Product No.	Overall Size D x W x H	Shelf Cap. (lbs.)	Wt. (lbs.)	Price Ea.
HHDDS243666-6S95	36 x 24 x 66"	950	429	\$1,958.43
HHDDS243678-8S95	36 x 24 x 78"	950	499	2,603.07
HHDDS244866-6S95	48 x 24 x 66"	950	500	2,203.48
HHDDS244878-8S95	48 x 24 x 78"	600	582	2,946.88
HHDDS246066-6S95	60 x 24 x 66"	2000	591	2,393.82
HHDDS246078-8S95	60 x 24 x 78"	2000	686	3,332.88
HHDDS247266-6S95	72 x 24 x 66"	1900	668	2,729.06
HHDDS247278-8S95	72 x 24 x 78"	1900	773	2,977.34



LOCKABLE STORAGE CABINET			
Product No.	Overall Size D x W x H	Shelf Cap. (lbs.)	Price Ea.
HHDC-243678-4S95	24 x 36 x 78"	1900	425 \$1,934.78
HHDC-244878-4S95	24 x 48 x 78"	1200	560 2,222.81
HHDC-246078-4S95	24 x 60 x 78"	1650	692 2,888.40
HHDC-247278-4S95	24 x 72 x 78"	1525	856 2,487.88



JANITORIAL CABINET				
Product No.	Overall Size D x W x H	Shelf Cap. (lbs.)	Wt. (lbs.)	Price Ea.
HHDC-243678-4S95	24 x 36 x 78"	950	502	\$2,108.61
HHDC-244878-4S95	24 x 48 x 78"	2000	590	2,447.39
HHDC-246078-4S95	24 x 60 x 78"	1250	669	3,119.34

HEAVY DUTY PEGBOARD CABINETS

DURHAM MFG
Est. 1922

Extra Heavy Duty Cabinet with Pegboard Doors & Pullout Shelves

• Extra heavy-duty, all welded, 12 gauge steel.

3-point locking system with pad-lockable cast steel locking handle (pad-lock not included). Pullout shelves come installed and have a weight capacity of 400 lbs. each. Distance between shelves is 11". Full height flush doors with 7 gauge leaf hinges to prevent sagging. Bearing slide drawers glide smoothly and have a capacity of 400 lbs. each. Doors open at 180° for full access to product. 16 gauge steel pegboard are welded to both doors. Pegboard holes are punched on 1" centers and accommodate standard peg hooks. 6"H base/legs provide access for forklifts; pre-punched holes allow for lagging to the floor. Durable, gray, textured powder coat finish. FOB Shipping Point.



EXTRA HEAVY DUTY CABINET WITH PEGBOARD DOORS & PULLOUT SHELVES

Product No.	Dim. W x D x H	Drawers W x D x H	Shelf Dim. W x D	Wt. (lbs.)	Price Ea.
HHDCDP244878-4SS6B95	48 x 24 x 78"	(6) 19" x 14" x 6"	(4) 41" x 15" -Slide Out	799	\$3,633.84

Heavy Duty Cabinet with Pegboard Doors, Drawers, 1 Shelf & Butcherblock Work Surface

• Extra heavy-duty, all welded, 12 gauge steel construction.

3-point locking system with pad-lockable cast steel locking handle (pad-lock not included). Full height flush doors with 7 gauge leaf hinges to prevent sagging. Shelf bolts into place using fasteners provided and adjust on 2 1/2" centers. 16 gauge steel pegboard are welded to both doors. Pegboard holes are punched on 1 1/2" centers and accommodate standard peg hooks (not included). 6"H base/legs which provide access for forklifts; pre-drilled holes allow for lagging to the floor. (3) bearing slide drawers; 400 lb. capacity (30" x 14" x 4"). (1) 60 piece toolholder set (tools not included). Durable, gray, textured powder coat finish. FOB Shipping Point.



HEAVY DUTY CABINET WITH PEGBOARD DOORS, DRAWERS, 1 SHELF & BUTCHERBLOCK WORK SURFACE

Product No.	Dim. W x D x H	Shelves	Shelf Cap. (lbs.)	Wt. (lbs.)	Price Ea.
HHDCDPWT243678-3M95	36 x 24 x 78"	1 (Adjustable) 33" x 15" 1 (Fixed Butcherblock) 33" x 15"	1750	571	\$4,175.36



HHDCDP244878-4M95



HHDCDP246078-7M95

Heavy Duty Wardrobe Cabinets with Pegboard Doors

• Extra heavy-duty, all welded, 12 gauge steel construction.

Shelves bolt into place easily using fasteners provided and adjust on 2 1/4" centers. 3-point locking system with pad-lockable cast steel locking handle (pad-lock not included). Pegboard holes are punched on 1" centers and accommodate standard peg hooks. 14 gauge steel pegboard are welded to both doors. 6"H base/legs which provide access for forklifts; prepunched holes allow for lagging to the floor. Doors open at 180° for full access to product. Bearing slide drawers glide smoothly and have a 400 lb. capacity. Ships fully assembled. Durable, textured, gray powder coat finish. FOB Shipping Point.

HEAVY DUTY WARDROBE CABINETS WITH PEGBOARD DOORS

Product No.	Dim. W x D x H	Shelves	Shelf Cap. (lbs.)	Drawers	Wt. (lbs.)	Price Ea.
HHDWCP244878-4M95	48 x 24 x 78"	(3) Adj. 27" x 15" (1) (Fixed) 19" x 18"	1000	(4) 24" x 14" x 4"	642	\$2,728.52
HHDWCP246078-7M95	60 x 24 x 78"	(2) Adj. 39" x 15" (1) (Fixed) 19" x 18"	750	(7) 36" x 14" x 4"	856	3,752.27



HHDCDP244878-3S95



HHDCDP244878-4S95

Heavy Duty Cabinet with Shelves & Drawers

• Extra heavy-duty, all welded, 12 gauge steel.

3-point locking system with pad-lockable cast steel locking handle (pad-lock not included). Full height flush doors with 7 gauge leaf hinges to prevent sagging. Drawers glide smoothly on bearing slides and have a 400 lb. capacity each. Shelves bolt into place easily using fasteners provided and adjust on 2 1/4" centers. 3 shelves 33 x 15" (2) adjustable and (1) fixed. Shelf Capacity; 1,750 lbs. per shelf. 4 drawers (2) 30" W. x 14" D. x 4H" and (2) 30" W. x 14" D. x 6H". Utility storage hanger is included and comes installed. Doors open at 180° for full access to product. 16 gauge steel pegboard are welded to both doors. Pegboard holes are punched on 1" centers and accommodate standard peg hooks. 6"H base/legs provide access for forklifts; pre-punched holes allow for lagging to the floor. Durable, gray, textured powder coat finish. FOB Shipping Point.

HEAVY DUTY CABINET WITH SHELVES & DRAWERS

Product No.	Dim. W x D x H	Wt. (lbs.)	Price Ea.
HHDCDB243678-4M95	36 x 24 x 78"	561	\$2,625.42



Extra Heavy Duty Cabinet with Pegboard Doors & Shelves

• Extra heavy-duty, all welded, 12 gauge steel construction.

Shelves bolt into place easily using fasteners provided and adjust on 2 1/4" centers. 3-point locking system with pad-lockable cast steel locking handle (pad-lock not included). Pegboard holes are punched on 1" centers and accommodate standard peg hooks. 16 gauge steel pegboard are welded to both doors. 6"H base/legs provide access for forklifts; pre-punched holes allow for lagging to the floor. Doors open at 180° for full access to product. Ships fully assembled. Durable, textured, gray powder coat finish. FOB Shipping Point.

EXTRA HEAVY DUTY CABINET WITH PEGBOARD DOORS & SHELVES

Product No.	Dim. W x D x H	Shelves	Shelf Cap. (lbs.)	Wt. (lbs.)	Price Ea.
HHDCP243678-4S95	36 x 24 x 78"	(4) 33" x 20"	1,900	461	\$1,760.73
HHDCP244878-2S95	48 x 24 x 78"	(2) 45" x 15"	1,000	504	1,959.73
HHDCP244878-3S95	48 x 24 x 78"	(3) 45" x 15"	1,000	523	2,131.42
HHDCP244878-4S95	48 x 24 x 78"	(4) 45" x 20"	1,000	560	2,097.13
HHDCP246078-4S95	60 x 24 x 78"	(4) 57" x 20"	750	722	2,608.94
HHDCP304878-2S95	48 x 30 x 78"	(2) 45" x 20"	1,000	555	2,228.18
HHDCP306078-3S95	60 x 30 x 78"	(3) 57" x 20"	750	729	2,864.18
32 PEG HOOK PIECES INCLUDED					
HHDCP243678-PB32-4S95	36 x 24 x 78"	(4) 33" x 15"	1,900	449	1,909.06
HHDCP244878-PB32-4S95	48 x 24 x 78"	(4) 45" x 15"	1,000	543	2,133.24
HHDCP246078-PB32-4S95	60 x 24 x 78"	(4) 57" x 15"	750	700	2,829.19

Steel surcharges may apply.

WALL MOUNT STORAGE

DURHAM MFG
Est. 1922



H070SD-95



H071SD-95

Wall Mountable Shelf Cabinets

- 150 lbs. capacity per shelf.

18 gauge, all welded, steel construction. Includes mounting hardware. Includes 2 adjustable shelves that adjust on 2" centers. Locking system with keys included. Keyhole slots in the back of the unit for wall mounting. Ships fully assembled. Gray, gloss powder coat finish. FOB Shipping Point.

WALL MOUNTABLE SHELF CABINETS				
Product No.	Overall Dim. W x D x H	Shelf Dimensions	Wt. (lbs.)	Price Ea.
H070SD-95	18 x 13 ¹ / ₁₆ x 27"	17 ³ / ₄ x 12"	52	\$262.46
H071SD-95	29 ⁷ / ₈ x 13 ¹ / ₁₆ x 27"	29 ¹ / ₂ x 12"	78	\$364.21
H072SD-95	35 ⁷ / ₈ x 13 ¹ / ₁₆ x 27"	35 ¹ / ₂ x 12"	88	\$407.54

Wall Mountable Cabinets with Adjustable Shelves

- Choose from adjustable or fixed shelf.

All-welded steel construction prevents warping and twisting. Full piano hinges prevent doors from sagging. Key hole slots in back of unit for wall mounting. Durable, gray, powder coat finish. FOB Shipping Point.

WALL MOUNTABLE CABINETS WITH ADJUSTABLE SHELVES					
Product No.	Dim. W x D x H	Shelf	Lock Type	Wt. (lbs.)	Price Ea.
H061-95-ADJFS	26 ⁵ / ₈ x 11 ⁷ / ₈ x 30"	Adjustable	Pre installed with 2 keys	42	\$177.85
H062-95-ADJFS	35 ⁵ / ₈ x 11 ⁷ / ₈ x 21 ⁵ / ₈ "	Adjustable	Pad-lockable	36	\$182.61
H060-95-WFS	33 ³ / ₈ x 11 ⁷ / ₈ x 23 ³ / ₈ "	Fixed	Pre installed with 2 keys	38	\$174.60




Extra Heavy Duty Wall Mountable Cabinet

- 1,750 lbs. capacity.
- Ships fully assembled.

All-welded 12 gauge steel construction. 3-point locking system with pad-lockable cast steel locking handle (pad-lock not included). Recessed doors with 7 gauge leaf hinges. Shelves bolt into place easily using fasteners provided and adjust on 2³/₄" centers. Durable, textured, gray powder coat finish. FOB Shipping Point.

EXTRA HEAVY DUTY WALL MOUNTABLE CABINET				
Product No.	Dim. W x D x H	Wt. (lbs.)	Price Ea.	
HHDCWM143648-2595	36 ⁵ / ₈ x 14 ⁵ / ₈ x 48"	232	\$986.49	



Wall Mountable Pegboard Panels

- Fully assembled and ready for use.

18 gauge, sturdy, formed steel. Hole punches allow for wall mounting. Peghole size is 1/4" and are spaced 1" apart. (10) 8" pegboard hooks are included. Durable, gray, powder coat finish. FOB Shipping Point.

WALL MOUNTABLE PEGBOARD PANELS			
Product No.	Dim. W x D x H	Wt. (lbs.)	Price Ea.
H915-95	34 ³ / ₄ x 1 x 20 ³ / ₄ "	11	\$116.07

Abrasive Accessory Cabinet

- All-welded, steel construction.

Locking system with keys included. Keyhole slots in the back of the unit for wall mounting. (1) Sandpaper rod included. (6) removable dividers. Pegboard is 21 x 7¹/₁₆" and includes 5 pegboard hooks. Modular to our 12" deep bins and other cabinets of the same size. Some assembly is required. Durable, gray, powder coat finish. FOB Shipping Point.

ABRASIVE ACCESSORY CABINET			
Product No.	Dim. W x D x H	Wt. (lbs.)	Price Ea.
H060A-95-WFS	33 ³ / ₈ x 11 ⁷ / ₈ x 23 ³ / ₈ "	56	\$281.69



Steel surcharges may apply.

STORAGE CABINETS



Extra Heavy Duty Storage Cabinets

HHDSC Series

- All four shelves are adjustable on 4" centers.

Each unit is constructed of 14 gauge sides, shelves, and bottom with 18 gauge doors. Cabinets available 19" or 24" deep and 36" or 48" wide with multiple heights. Keyed handle and 3-point lock assembly included. HHDSC Cabinets are rated at 1500 lbs. per shelf. Optional 5" x 2" phenolic casters (2 rigid, 2 swivel with or without brakes), 6" H legs, additional shelves, perforated doors and sides, and see-thru doors. -- Call for details. FOB Shipping Point.

Product No.	Size W x H x D	No of Shelves/Drawers	Wt. (lbs.)	Price Ea w/Solid Sides & Solid Doors	Price Ea. w/ Perf Sides & Perf Doors
HHDSC-3648-19-2	36 x 48 x 19"	2/0	205	\$821.16	\$863.31
HHDSC-3660-19-3	36 x 60 x 19"	3/0	250	996.56	1,042.80
HHDSC-3672-19-4	36 x 72 x 19"	4/0	300	1,176.07	1,226.31
HHDSC-3678-19-4	36 x 78 x 19"	4/0	318	1,234.26	1,285.29
HHDSC-3684-19-4	36 x 84 x 19"	4/0	336	1,292.17	1,344.99
HHDSC-3648-24-2	36 x 48 x 24"	2/0	220	924.79	971.20
HHDSC-3660-24-3	36 x 60 x 24"	3/0	282	1,137.11	1,187.96
HHDSC-3672-24-4	36 x 72 x 24"	4/0	346	1,350.94	1,406.19
HHDSC-3678-24-4	36 x 78 x 24"	4/0	364	1,412.43	1,468.70
HHDSC-3684-24-4	36 x 84 x 24"	4/0	382	1,474.16	1,531.46
HHDSC-4848-19-2	48 x 48 x 19"	2/0	230	978.67	1,025.26
HHDSC-4860-19-3	48 x 60 x 19"	3/0	286	1,193.84	1,245.50
HHDSC-4872-19-4	48 x 72 x 19"	4/0	343	1,409.09	1,466.80
HHDSC-4878-19-4	48 x 78 x 19"	4/0	360	1,472.73	1,531.67
HHDSC-4884-19-4	48 x 84 x 19"	4/0	378	1,537.00	1,597.16
HHDSC-4848-24-2	48 x 48 x 24"	2/0	268	1,121.07	1,170.91
HHDSC-4860-24-3	48 x 60 x 24"	3/0	333	1,368.70	1,425.29
HHDSC-4872-24-4	48 x 72 x 24"	4/0	399	1,617.46	1,679.70
HHDSC-4878-24-4	48 x 78 x 24"	4/0	416	1,683.84	1,747.59
HHDSC-4884-24-4	48 x 84 x 24"	4/0	436	1,752.59	1,817.71

UNITS WITH DRAWERS INCLUDE 6"H LEGS, 78" OAH

HHDSC-3672-24-3D	36 x 72 x 24"	2/3	510	2,013.77	-
HHDSC-4872-24-6D	48 x 72 x 24"	2/6	605	2,502.80	-
HHDSC-6072-24-9D	60 x 72 x 24"	2/9	710	3,125.99	-

Use Suffix -L for 6"H Legs On All Other Cabinets. 6 59.09 61.11

Use Suffix -C for Casters. 21 119.77 119.77

Use Suffix -PERF for Perforated Sides & Doors.

Use Suffix -PLEX for See-Thru Doors. For 36"W Price \$251.36

Use Suffix -PLEX for See-Thru Doors. For 48"W Price \$283.73



HHDSC-4872-24-4



HHDSC-4872-24-6D



HHDSC-4872-24-4-PLEX



HHDSC-3672-24-4-PERF

Extra Heavy Duty Wall Cabinets

HWC Series

- Includes one adjustable shelf.

Extra heavy duty 18 gauge all welded steel cabinets. Can be mounted on a wall. Flush mount double doors with 2-point locking handle. Includes one adjustable shelf. HWC-1827 is a single door unit. -- Call for details. FOB Shipping Point.

Product No.	Size W x H x D	No. of Shelves	Wt. (lbs.)	Price Ea.
HWC-1827	18 x 27 x 14"	1	48	\$284.40
HWC-3027	30 x 27 x 14"	1	60	320.11
HWC-3627	36 x 27 x 14"	1	68	351.93
HWC-4827	48 x 27 x 14"	1	88	422.14

Use Suffix -PLEX for See-Thru Doors, Price Ea. \$142.86



HWC-3627



HWC-3627-PLEX

HWBC Series

- Can be mounted on a wall or bench.

All welded 18 gauge steel cabinets keep small parts organized and out of the way. Can be mounted on a wall or bench. Doors are secured with a cylinder lock (2 keys included). -- Call for details. FOB Shipping Point.

Product No.	Size W x H x D	No. of Shelves	Wt. (lbs.)	Price Ea.
HWBC-2621-4	26½ x 9 x 21"	4	39	\$170.89
HWBC-2630-3	26½ x 9 x 30"	3	44	192.46
HWBC-2630-6	26½ x 9 x 30"	6	53	234.74
HWBC-3524-2	35½ x 9 x 24"	2	45	200.37



HWBC-2630-6

COLOR CHART

13 Colors available at NO additional cost.

Gray	Dark Green
Vista Green	Dark Brown
Beige	Dark Blue
Light Blue	Orange
Red	Putty
Black	White
Yellow	

Standard GRAY units will ship QUICKER.

Custom Colors... available at additional cost.

Custom Design... All items can be modified to suit your needs. Call for information.

All prices are subject to change due to steel surcharge

STORAGE CABINETS

tennsco
Storage Made Easy

Tennsco Deluxe Cabinets

- Deluxe storage cabinets offer premium quality and features for your dollar.
- Heavy steel construction with 16-ga. door frame.

Knuckle hinges on each door insure the integrity of the cabinet and the alignment of the doors. Doors are reinforced for strength and quietness. Handle on right-hand door activates a 3-point system for added security; dummy handle on left-hand door. Shelves are adjustable in 2" increments on built-in shelf tabs. Shelves will hold up to 200 lbs. evenly distributed. Two front leveling glides compensate for uneven floors. Louvered back panel allows air circulation in the cabinet. Available in four models -- storage, wardrobe, combination, and counter high cabinets. Available in Black, Champagne/Putty, Sand, Light Gray and Medium Gray -- please specify. FOB Shipping Point.

STORAGE CABINETS					
Product No.	No. of Openings	Size W x D x H	Type	Wt. (lbs.)	Price Ea.
H1870	5	36 x 18 x 78"	Unassembled	154	\$573.64
H7818	5	36 x 18 x 78"	Welded, set-up	154	657.57
H2470	5	36 x 24 x 78"	Unassembled	183	630.44
H7824	5	36 x 24 x 78"	Welded, set-up	183	731.41
WARDROBE CABINETS					
H1871	2	36 x 18 x 78"	Unassembled	140	511.17
H7818W	2	36 x 18 x 78"	Welded, set-up	140	604.57
H2471	2	36 x 24 x 78"	Unassembled	155	608.99
H7824W	2	36 x 24 x 78"	Welded, set-up	155	656.94
COMBINATION CABINETS					
H1872	7	36 x 18 x 78"	Unassembled	152	605.83
H7814	7	36 x 18 x 78"	Welded, set-up	152	701.76
H2472	7	36 x 24 x 78"	Unassembled	181	655.06
H7820	7	36 x 24 x 78"	Welded, set-up	181	769.27
COUNTER HIGH CABINETS					
H1842	3	36 x 18 x 42"	Unassembled	90	402.63
H2442	3	36 x 24 x 42"	Unassembled	103	444.27
EXTRA SHELVES (For Storage/Wardrobe/Counter Cabinets)					
H301	-	36 x 18 x 3/4"	-	8	27.14
H302	-	36 x 24 x 3/4"	-	12	36.60
EXTRA SHELVES (For Combination Cabinets)					
H304	-	18 x 18 x 3/4"	-	6	17.04
H305	-	18 x 24 x 3/4"	-	7	20.83

Tennsco Standard Counter & Desk High Cabinets



- Same sturdy features as Tennsco Standard Storage Cabinets.
- Sized for convenient and space-saving storage.

Available in Black, Champagne/Putty, Sand, Light Gray and Medium Gray -- please specify. FOB Shipping Point.

DESK & COUNTER HIGH CABINETS					
Product No.	No. of Openings	Size W x D x H	Type	Wt. (lbs.)	Price Ea.
H1430	2	36 x 18 x 30"	Unassembled	51	\$265.69
H1442	3	36 x 18 x 42"	Unassembled	75	320.59
H4218	3	36 x 18 x 42"	Welded, set-up	75	382.43
EXTRA SHELVES					
H301	-	36 x 18 x 3/4"	-	8	27.14
H302	-	36 x 24 x 3/4"	-	12	36.60



Tennsco Jumbo Cabinets

- Features a full 48" width to handle bulky items.
- Doors are reinforced for strength and quietness.

Jumbo size for jumbo storage capacity. Two front leveling glides compensate for uneven floors. Four leaf hinges on each door insure the integrity of the cabinet and the alignment of the doors. Handle on right-hand door activates a three-point locking system for added security -- second handle on left-hand door. Shelves are adjustable in 2" increments on built-in shelf tabs. Shelves hold up to 400 lbs. evenly distributed. Unassembled cabinets ship in 2 cartons. Available in Black, Champagne/Putty, Sand, Light Gray and Medium Gray -- please specify. FOB Shipping Point.

18" DEEP STORAGE CABINETS					
Product No.	No. of Openings	Size W x D x H	Type	Wt. (lbs.)	Price Ea.
HJ1878A-N	5	48 x 18 x 78"	Unassembled	194	\$696.07
HJ1878SU	5	48 x 18 x 78"	Assembled	194	862.04
24" DEEP STORAGE CABINETS					
HJ2478A-N	5	48 x 24 x 78"	Unassembled	214	747.81
HJ2478SU	5	48 x 24 x 78"	Assembled	214	937.14
COMBINATION CABINETS					
HJ2478C-N	7	48 x 24 x 78"	Unassembled	213	802.09
HJ2478SUC	7	48 x 24 x 78"	Assembled	230	983.84
EXTRA SHELVES FOR STORAGE CABINETS					
H306	-	48 x 18"	-	12	43.54
H307	-	48 x 24"	-	16	48.59



Storage Cabinet

Wardrobe Cabinet

Combination Cabinet

Tennsco Standard Cabinets

- Commercial quality cabinets are the perfect choice for your storage needs.
- Built-in shelving support tabs allow for versatility in arranging shelves without using shelf clips.

Shelves adjust in 2" increments. Heavy-steel construction with leaf hinges and reinforced doors stand up to a lifetime of heavy use. Handle on right-hand door activates the three-point locking system to keep belongings secure. Raised base keeps contents from contacting moisture from the floor. Available in 3 models -- storage, wardrobe and combination. Available in Black, Champagne/Putty, Sand, Light Gray and Medium Gray -- please specify. FOB Shipping Point.

STORAGE CABINETS					
Product No.	No. of Openings	Size W x D x H	Type	Wt. (lbs.)	Price Ea.
H1470	5	36 x 18 x 72"	Unassembled	113	\$465.73
H7218	5	36 x 18 x 72"	Welded, set-up	129	513.06
H1480	5	36 x 24 x 72"	Unassembled	136	531.36
H7224	5	36 x 24 x 72"	Welded, set-up	149	585.00
WARDROBE CABINETS					
H1471	2	36 x 18 x 72"	Unassembled	99	417.14
H7114	2	36 x 18 x 72"	Welded, set-up	111	469.51
COMBINATION CABINETS					
H1472	7	36 x 18 x 72"	Unassembled	112	488.44
H7214	7	36 x 18 x 72"	Welded, set-up	122	543.36
H1482	7	36 x 24 x 72"	Unassembled	149	545.87
H7220	7	36 x 24 x 72"	Welded, set-up	143	639.27
EXTRA SHELVES For Storage/Wardrobe Cabinets					
H301	-	36 x 18 x 3/4"	-	8	27.14
H302	-	36 x 24 x 3/4"	-	12	36.30
EXTRA SHELVES For Combination Cabinets					
H304	-	18 x 18 x 3/4"	-	6	17.04
H305	-	18 x 24 x 3/4"	-	7	20.83

Surcharge may apply.

CABINETS



All-Welded Storage Lockers

• Secure yet visible storage.

13 ga. expanded metal has small $\frac{3}{8}$ " x $1\frac{1}{2}$ " diamond shaped openings. Doors have padlock hasp. Overall height is 78". Available with no center shelf or with removable shelf that adjusts on $3\frac{1}{2}$ " centers from 12" to 60" H. above bottom deck. All-welded units shipped set up. FOB Shipping Point.



HSLN-3048
No Center Shelf



HSL1-A-2448
With 1
Adjustable
Center Shelf

ALL-WELDED STORAGE LOCKERS						
OPEN - NO SHELF			1 ADJUSTABLE CENTER SHELF			
Interior Size W x D x H	Product No.	Wt. (lbs.)	Price Ea.	Product No.	Wt. (lbs.)	Price Ea.
48 x 24 x 72"	HSLN-2448	230	\$1,521.49	HSL1-A-2448	289	\$1,774.19
60 x 24 x 72"	HSLN-2460	258	1,669.49	HSL1-A-2460	323	1,937.36
48 x 30 x 72"	HSLN-3048	241	1,615.27	HSL1-A-3048	306	1,884.03
60 x 30 x 72"	HSLN-3060	276	1,765.79	HSL1-A-3060	348	2,061.40

12 ga. Clear View Storage Cabinets

• Diamond shaped perforated doors allow visibility.

Diamond shaped perforated doors allow visibility to the contents inside while maintaining security and organization. Three point locking system with keyed handle. 14 ga. shelves adjust in $3\frac{1}{2}$ " increments. Doors open 180° allowing full access to the contents inside. Overall height is 78" with $5\frac{1}{2}$ " of clearance under unit to permit movement by pallet truck. Durable powder coated gray finish. FOB Shipping Point.



HSSLP3-A-2448

12 GAUGE CLEAR VIEW STORAGE CABINETS						
2 ADJUSTABLE SHELF UNIT				3 ADJUSTABLE SHELF UNIT		
Size D x W x H	Product No.	Wt. (lbs.)	Price Ea.	Product No.	Wt. (lbs.)	Price Ea.
24 x 48 x 78"	HSSLP2-A-2448	477	\$2,490.18	HSSLP3-A-2448	507	\$2,584.07
24 x 60 x 78"	HSSLP2-A-2460	558	2,634.51	HSSLP3-A-2460	595	2,728.40
30 x 48 x 78"	HSSLP2-A-3048	533	2,644.57	HSSLP3-A-3048	570	2,738.46
30 x 60 x 78"	HSSLP2-A-3060	622	2,920.58	HSSLP3-A-3060	668	3,014.49

12 ga. Cabinets with Pegboard Doors

• Heavy duty 12 ga. steel, all welded cabinet.

Each door has 16 ga. steel pegboard panels built in for additional storage. Doors fully open 180° to allow complete access. The pegboards have round holes on 1" centers that accept most common hooks and are perfect for keeping your tools visible and easy to grab. Available with 2 or 3 adjustable 14 ga. shelves that adjust on $3\frac{1}{2}$ " increments. Keyed handle with 3 point locking system. FOB Shipping Point.



HSSL3-A-2448-PBD

12 GAUGE CABINETS WITH PEGBOARD DOORS						
2 ADJUSTABLE SHELF UNIT				3 ADJUSTABLE SHELF UNIT		
Size D x W x H	Product No.	Wt. (lbs.)	Price Ea.	Product No.	Wt. (lbs.)	Price Ea.
24 x 48 x 78"	HSSL2-A-2448-PBD	531	\$2,646.55	HSSL3-A-2448-PBD	561	\$2,740.46
24 x 60 x 78"	HSSL2-A-2460-PBD	612	2,790.88	HSSL3-A-2460-PBD	649	2,884.78
30 x 48 x 78"	HSSL2-A-3048-PBD	593	2,800.94	HSSL3-A-3048-PBD	630	2,894.85
30 x 60 x 78"	HSSL2-A-3060-PBD	682	3,076.97	HSSL3-A-3060-PBD	728	3,170.87

12 ga. Storage Cabinet

• 2000 lbs. capacity.

Rugged 12 ga. all welded cabinet is designed for long term use in the most demanding environments. Secure 3 point latching system with keyed handle secures the doors at the top, center and bottom. 14 ga. shelves are adjustable in $3\frac{1}{2}$ " increments. Door swing is 180° allowing complete access to the interior. Durable powder coated gray finish. FOB Shipping Point.



HSSL3-A-2448
With 3 Adjustable Shelves



12 GAUGE STORAGE CABINET						
2 SHELF UNIT				3 SHELF UNIT		
Size D x W x H	Product No.	Wt. (lbs.)	Price Ea.	Product No.	Wt. (lbs.)	Price Ea.
24 x 48 x 78"	HSSL2-A-2448	486	\$2,460.33	HSSL3-A-2448	516	\$2,554.22
24 x 60 x 78"	HSSL2-A-2460	567	2,604.66	HSSL3-A-2460	604	2,698.55
30 x 48 x 78"	HSSL2-A-3048	542	2,614.72	HSSL3-A-3048	579	2,708.61
30 x 60 x 78"	HSSL2-A-3060	631	2,890.73	HSSL3-A-3060	677	2,984.64

High Capacity Storage Bin Cabinet

• Bins not included.

All-welded, heavy-duty 12 gauge steel cabinet features built-in 16 gauge louvered panels on back and doors for your hanging bins. Doors swing open 180° to allow complete access. Keyed handle with 3-point locking system secures doors at top, center, and bottom. Durable powder coated finish. Overall height 78" with $5\frac{1}{2}$ " clearance under unit to permit movement by pallet truck. FOB Shipping Point.



Bins Not Included



HIGH CAPACITY STORAGE BIN CABINET LOUVERED PANEL					
Product No.	Interior Size D x W	Door W x H	Cabinet Back W x H	Wt. (lbs.)	Price Ea.
HSSL-IP-2448-LPD	24 x 48"	18 x 60"	48 x 72"	557	\$2,813.70
HSSL-IP-2460-LPD	24 x 60"	24 x 60"	60 x 72"	667	2,898.04
HSSL-IP-3048-LPD	30 x 48"	18 x 60"	48 x 72"	613	2,849.58
HSSL-IP-3060-LPD	30 x 60"	24 x 60"	60 x 72"	731	3,028.70

All-Welded Heavy-Duty Wall Mount Cabinet

• Mounting hardware not included.

All-welded, heavy-duty 14 gauge steel cabinet with your choice of center shelf, 16 gauge pegboard panel or louvered back panel. Mounting holes at top and bottom for secure wall attachment. Doors swing open 180° to allow complete access. Keyed handle with 3-point locking system secures doors at the top, center, and bottom. Durable powder coated gray finish. Ships set up and ready for immediate use. FOB Shipping Point.



HHC-36-LP



HHC-36-PB



HHC2-36

ALL-WELDED HEAVY-DUTY WALL MOUNT CABINET									
CENTER SHELF			PEGBOARD PANEL			LOUVERED PANEL			
Overall Size D x W x H	Product No.	Wt. (lbs.)	Price Ea.	Product No.	Wt. (lbs.)	Price Ea.	Product No.	Wt. (lbs.)	Price Ea.
10 x 36 x 24"	HHC2-36	97	\$606.27	HHC-36-PB	103	\$647.46	HHC-36-LP	103	\$647.46
10 x 48 x 24"	HHC2-48	119	\$528.66	HHC-48-PB	128	\$566.45	HHC-48-LP	128	\$566.45

DURABLE STORAGE CABINETS

A) Commercial Series Cabinets

- Adjustable cabinets adapt to your storage needs.
- Versatile storage cabinets use fully adjustable shelves on 2" centers with raised bottom shelf.

Three point door locking system is reinforced with heavy-duty supporting door hinges on each door. Meets ANSI/BIFMA standards. Built with welded steel construction and baked enamel finish. Available in five standard colors (Charcoal-02, Dove Gray-05, Putty-07, Textured Black-09 and Textured Red-01). Custom Colors available for an upcharge. FOB Shipping Point.

Product No.	No. of Shelves	Size W x D x H	Wt. (lbs.)	Price Ea.
HCA21361836	2	36 x 18 x 36"	74	\$285.93
STANDARD CABINETS				
HCA41361872	4	36 x 18 x 72"	113	\$386.31
HCA41362472	4	36 x 24 x 72"	123	\$425.80



A) Standard Cabinet



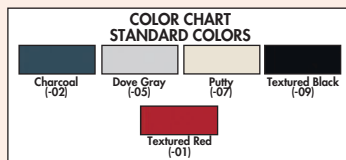
A) Counter Height Cabinet

B) Storage Cabinets -- Value Line Series

- Standard cabinet storage at exceptional value.
- Features cam locking handles and welded steel construction for durable storage capacity.

Cabinets include fixed shelves with flat bottom shelf space. Available in five standard colors (Charcoal-02, Dove Gray-05, Putty-07, Textured Black-09 and Textured Red-01). Custom Colors available for an upcharge. FOB Shipping Point

Product No.	No. of Shelves	No. of Handles	Size W x D x L	Wt. (lbs.)	Price Ea.
HVF31301866	3	1	30 x 18 x 66"	70	\$287.90
HVF31301872	3	1	30 x 18 x 72"	82	\$12.03
HVF41361872	4	1	36 x 18 x 72"	98	\$343.97



Steel surcharges may apply.

C) Janitorial Supply Cabinet -- Value Line Series

- Versatile storage capacity for a variety of uses.
- Combination cabinets provide an affordable means to meet a variety of your storage needs.

Features three built-in side shelves for storage of small to mid-sized goods while still allowing full height storage space for longer items. Flat bottom shelf space also has plenty of space for larger bulky items. (No hanger hooks). Available in five standard colors (Charcoal-02, Dove Gray-05, Putty-07, Textured Black-09 and Textured Red-01). Custom Colors available for an upcharge.

FOB Shipping Point

Product No.	Size W x D x H	Wt. (lbs.)	Price Ea.
HVFC1301866	30 x 18 x 66"	81	\$288.81



Wall Cabinets

- A handy organizer above work desks and counters.
- Solid steel construction for durable use.

Features fully adjustable shelf on 2" centers plus raised bottom shelf. Meets ANSI/BIFMA shelf standards. Shipped assembled. Handle requires some assembly. Available in five standard colors (Charcoal-02, Dove Gray-05, Putty-07, Textured Black-09 and Textured Red-01). Custom Colors available for an upcharge. Double Door Wall Cabinet. Includes 3-point door lock system. FOB Shipping Point.



Double Door Wall Cabinet

Product No.	No. of Shelves	Size W x D x H	Wt. (lbs.)	Price Ea.
HWA11301226	1	30 x 12 x 26"	48	\$241.67

Mobile Storage Cabinets -- Transport Series

- Durable 22 ga. steel cabinets allow for flexible storage capacity.
- Mobile storage cabinets allow smooth transport of stored items on 6" ball-bearing swivel casters - two with brakes to secure cabinet's position.

Casters are positioned to permit flush positioning to walls. Includes extra deep adjustable shelves to provide nearly 40% more storage space than standard models. Cabinets close with three point recessed locking handle. Solid welded steel construction yields years of hard working service. Durable finish. Available in five standard colors (Charcoal-02, Dove Gray-05, Putty-07, Textured Black-09 and Textured Red-01). Custom Colors available for an upcharge. Ships assembled except for lock rods and casters. FOB Shipping Point.

Product No.	Description	Size W x D x H	Wt. (lbs.)	Price Ea.
HTAWR362472	Wardrobe Cabinet	36 x 24 x 78"	148	\$492.76
HTA4R362472	Double Door Storage	36 x 24 x 78"	173	\$544.99
HTA4R462472	Dual Door Storage	46 x 24 x 78"	260	\$624.84



Dual Door Storage



Wardrobe Cabinet

STORAGE CABINETS

- All welded and assembled sturdy steel storage cabinets.

Shelves adjust easily in 2" increments using front and back shelf clips to relieve stress from the sides and adding strength to hold up to 200 lbs. (36"W.) Or flip shelf over and use the shelf's formed edge to provide bin storage for smaller items. Doors close securely with 3 point tru-lock rod assembly system and locking handle.

Combination Cabinets

- Features three fully adjustable side shelves on 2" centers, full width top shelf, and sturdy garment rod for hanging of clothing and uniforms.

Available in five standard colors (Charcoal-02, Dove Gray-05, Putty-07, Textured Black-09 and Textured Red-01). Custom Colors available for an upcharge. FOB Shipping Point.

Wardrobe Cabinet

- Full width enclosed storage of clothing and garments.

Includes full wide shelf for small item storage and sturdy garment rod. Uses contemporary designed three point recessed locking handle to secure belongings. Available in five standard colors (Charcoal-02, Dove Gray-05, Putty-07, Textured Black-09 and Textured Red-01). Custom Colors available for an upcharge. FOB Shipping Point.

COMBINATION CABINETS			
Product No.	Size W x D x H	Wt. (lbs.)	Price Ea.
HEACR362472	36 x 24 x 72"	156	\$450.19
WARDROBE CABINETS			
HEAWR362472	36 x 24 x 72"	127	398.60
HEAWR462472	46 x 24 x 72"	163	464.21



Combination Cabinet



ADAPTS to your storage needs.

COLOR CHART STANDARD COLORS			
Charcoal (-02)	Dove Gray (-05)	Putty (-07)	Textured Black (-09)
Textured Red (-01)			

Sandusky LEE
Sandusky Lee Corporation



Heavy Duty Industrial Series Storage Cabinet


- Fully adjustable top quality storage cabinet.
- Heavy gauge steel (22 ga.) construction meets ANSI/BIFMA standards.

These cabinets offer a premium in design and features. Includes four fully adjustable shelves on 2" centers plus raised bottom shelf to provide for a variety of storage capacities. Features three point recessed locking handle with three hinged reinforced doors making operation smooth and sturdy. Durable finish for long lasting life. Available in five standard colors (Charcoal-02, Dove Gray-05, Putty-07, Textured Black-09 and Textured Red-01). Custom Colors available for an upcharge. FOB Shipping Point.

INDUSTRIAL SERIES STORAGE CABINET				
Product No.	No. Shelves	Size W x D x H	Wt. (lbs.)	Price Ea.
HEA4R361872	4	36 x 18 x 72"	131	\$402.10
HEA4R362472	4	36 x 24 x 72"	151	427.16
HEA4R462472	4	46 x 24 x 72"	218	499.99
COUNTER HEIGHT CABINET				
HEA2R361836	2	36 x 18 x 36"	92	290.27

Modular Storage System

Durable all welded steel construction with durable black finish for lasting protection and beauty. Doors have full-length door pulls and a push button lock to keep cabinet secure. Heavy duty rounded legs with leveling guides to keep cabinets evenly leveled. Shelves adjust on 2" centers to accommodate various size items. 200 lb. capacity shelves; wall cabinet has 150 lb. capacity shelves. Cut-out access holes in back of cabinets allow cords through for charging. Drawer fully extends on ball-bearing slides. FOB Shipping Point.



MODULAR STORAGE SYSTEM					
Description	Product No.	Size W x D x H	Shelves	Wt. (lbs.)	Price Ea.
A. Wall Cabinet	HMW1F301226-9M	30 x 12 x 26"	1 Adjustable	37	\$256.51
B. Base Cabinet w/Drawer	HMAF301836-9M	30 x 18 x 36"	1 Adjustable	69	341.06
C. Tall Cabinet	HMF3F361872-9M	36 x 18 x 72"	1 Fixed/2 Adj.	125	437.37
D. Jumbo Cabinet	HMF3F462472-9M*	46 x 24 x 72"	1 Fixed/2 Adj.	182	531.09

*not shown


Steel surcharges may apply.

Ready-to-Assemble Storage Cabinets

Made of quality aluminum and durable steel structural components. 50% lighter in weight than traditional steel cabinets for ease of assembly and shipping. Bolt-free design for easy assembly in minutes. 300 lb. capacity shelves of evenly distributed weight on tall cabinet; wall cabinet has 150 lb. shelf capacity. Tall cabinet has two fixed shelves plus two adjustable height shelves to accommodate various size items; wall cabinet has one adjustable shelf and one bottom fixed shelf. Modern recessed pull handles. Rubber grommet access holes allow cords through for charging. Adjustable foot levelers on tall cabinet to keep leveled on uneven surfaces. Door magnets keep door closed. Durable black textured finish. Mounting hardware included for wall cabinet. FOB Shipping Point.



Tall Cabinet



Wall Cabinet

READY-TO-ASSEMBLE STORAGE CABINETS					
Description	Product No.	Size W x D x H	Shelf Capacity	Wt. (lbs.)	Price Ea.
Tall Cabinet	HRTA361872-BLK	36 x 18 x 72"	300	70	\$387.31
Wall Cabinet	HRTA281426-BLK	28 x 14 x 26"	150	30	187.16

STORAGE SYSTEMS

Set-Up Stylish Lockers

- All-steel construction for durability and strength.
- Attractive styling that fits into any office environment – yet rugged enough for factory use.

All set-up and ready to use – just remove the carton. Can be used individually or bolted together in groups. Built in padlock hasps for security. Full height piano hinges for years of use. Single locker is furnished with 2 coat hooks and hat shelf. Doors are 18 ga., housing and top is 22 ga. and bottom is 20 ga. Light Gray in color. FOB Shipping Point.

Visual Locker: Excellent locker when visibility, ventilation and security are important. Same heavy duty construction as standard lockers with 16 ga. expanded metal door fronts. Light Gray in color. FOB Shipping Point.

Product No.	No. Comp.	Compartment Size W x D x H	Overall Size W x D x H	Wt. (lbs.)	Price Ea.
H2860-1	1	Full Size	12¼ x 18 x 60"	56	\$226.16
H2860-4	4	12 x 18 x 14"	12¼ x 18 x 60"	60	283.75
H2872-1	1	Full Size	12¼ x 18 x 72"	65	267.28
H2872-2	2	12 x 18 x 34"	12¼ x 18 x 72"	66	304.32
H2872-6	6	12 x 18 x 11"	12¼ x 18 x 72"	76	379.10

VISUAL LOCKER

H2872-6M	6	12 x 18 x 11"	12¼ x 18 x 72"	76	\$471.76
----------	---	---------------	----------------	----	----------

HCRK24 Optional Coat Rod Kit for use with the H2872-6 and H2872-6M lockers. Provides two 24" coat rods, Wt. 5 (lbs.) Price Ea. \$43.15.



H2872-6M
Shown with Optional
Coat Rod Kit



Mobile COMPUTER CABINET

- Both keyboard tray and printer shelf are equipped with heavy-duty pull out slides.
- File drawer with full extension drawer slides will accommodate hanging files.
- Shipped set-up and ready to use.

Rugged construction ensures durable use. Pan reinforced doors with full height piano hinges. Two shelves adjustable on 2" centers. Two handles with 3 point locking. Includes 3" dia. hole in back of cabinet for cords and ventilation. Rolls on heavy duty 5" swivel casters with brakes. Measures 36"W. x 24"D. x 72"H. -- 78"H. with casters. Available in Light Gray, Champagne, Black or Blue -- please specify. FOB Shipping Point.

H272-MCC Wt. 240 (lbs.) Price Ea. \$890.44



Steel surcharge
may apply.



H242-LTE

Laptop Storage Cart

- Mobile storage for 24 laptops and 48 tablets.
- Heavy duty all welded construction, set up ready to use.

Expanded metal 16 ga. doors provide excellent security, visibility and ventilation when storing or charging. Has a three point locking device. There are 6-3" holes in rear to run power cords. Rubber mat on top with 2 push handles. Moves easily on 5" casters, 2 rigid and 2 swivel with brakes. Measures 36"W. x 24"D. x 48"H. Optional outlet strip with 8 outlets, lighted on/off switch, resettable circuit breaker and 6' cord. FOB Shipping Point.

H242-LTE Wt. 227 (lbs.) Price Ea. \$898.99

HUE800SB Optional Outlet Strip,
Wt. 4 (lbs.) Price Ea. \$136.09



H242-LTE Back View
Shown with 3 Optional
Outlet Strips

STURDY STORAGE CABINETS

PARENT

Set up Storage Cabinets

- Built for superior performance and use.
- All set-up and ready to use.

These rugged and durable cabinets are extra tough and smart looking. Features full height piano hinges. Shelves adjust on 2" centers. Full 1" thick pan reinforced doors. Ledge cornice top. Three point locking device with plated locking bars. Includes two handles on double door cabinets. Includes heavy duty carton and skid. Available in Blue, Lt. Gray, Champagne or Black – please specify. FOB Shipping Point.



H142-S



H172-S



H178-C

HEAVY DUTY STORAGE CABINETS				
Shelf capacity 400 lbs. evenly distributed.				
Product No.	Size W x D x H	No. Openings	Wt. (lbs.)	Price Ea.
H217-S*	24 x 18 x 78"	5	155	\$451.20
H227-S*	24 x 24 x 78"	5	185	493.16
H317-S	36 x 18 x 78"	5	192	668.12
H327-S	36 x 24 x 78"	5	220	736.99
H427-S	48 x 24 x 78"	5	290	929.52
WARDROBE CABINET				
With hat shelf, coat rod and 2 hooks.				
H217-W*	24 x 18 x 78"		148	\$425.31
H227-W*	24 x 24 x 78"		160	456.74
H317-W	36 x 18 x 78"		170	621.51
H327-W	36 x 24 x 78"		185	670.90
H427-W	48 x 24 x 78"		230	851.89
COMBINATION CABINETS				
With hat shelf, 3 adjustable shelves, dividing partition, coat rod and 2 hooks.				
H217-C*	24 x 18 x 78"		160	\$512.84
H227-C*	24 x 24 x 78"		190	557.31
H317-C	36 x 18 x 78"		195	738.14
H327-C	36 x 24 x 78"		220	814.72
H427-C	48 x 24 x 78"		273	1,007.20

*Single Door Cabinets. All others double door.

Steel surcharge may apply.

XHD Extra Heavy Duty Storage Cabinets

- Cabinets are rugged all welded construction made from 14 and 16 ga. Steel.
- Available in 4 sizes.

The toughest cabinet built! Designed for extra heavy and extra rough use. Galvanized shelves for a long lasting durable finish – scratch, oil and chemical resistant. 800 lb. shelf capacity. Finish is high visible precaution blue which is an electrostatically applied powder coated finish. Optional fork lift base allows ease in moving loaded cabinets. Fork lift base adds 4" to height of cabinet. Includes heavy duty carton and skid. FOB Shipping Point.



Product No.	Size W x D x H	Wt. (lbs.)	Price Ea.
HXHD-3142	36 x 18 x 42"	187	\$651.99
HXHD-3242	36 x 24 x 42"	218	720.32
HXHD-3178	36 x 18 x 78"	278	981.72
HXHD-3278	36 x 24 x 78"	370	1,100.72

HXHD-FB18 18" Fork Lift Base Wt. 31 Price Ea. \$132.24

HXHD-FB24 24" Fork Lift Base Wt. 38 Price Ea. \$141.67

STANDARD STORAGE CABINETS				
Shelf capacity 200 lbs. evenly distributed.				
Product No.	Size W x D x H	No. Openings	Wt. (lbs.)	Price Ea.
H142-S	36 x 18 x 42"	3	80	\$394.51
H242-S	36 x 24 x 42"	3	100	455.49
H172-S	36 x 18 x 72"	5	145	467.86
H272-S	36 x 24 x 72"	5	165	596.25
H178-S	36 x 18 x 78"	5	155	540.43
H278-S	36 x 24 x 78"	5	175	639.96
WARDROBE CABINET				
With hat shelf, coat rod and 2 hooks.				
H172-W	36 x 18 x 72"		130	\$453.23
H272-W	36 x 24 x 72"		150	591.11
H178-W	36 x 18 x 78"		140	535.53
H278-W	36 x 24 x 78"		160	634.17
COMBINATION CABINETS				
With hat shelf, 3 adjustable shelves, dividing partition, coat rod and 2 hooks.				
H172-C	36 x 18 x 72"		145	\$526.62
H272-C	36 x 24 x 72"		165	707.85
H178-C	36 x 18 x 78"		165	631.19
H278-C	36 x 24 x 78"		175	760.78

Heavy-Duty Visual Storage Cabinets

- Excellent cabinet when security, visibility and ventilation are important.
- All units are shipped set-up & and ready to use.


Features expanded metal door fronts for quick content identification and air circulation. Doors are 16 ga. with full height piano hinge. Shelves are 18 ga. with 400 lb. capacity each – adjustable on 2" centers. 3 point locking device with plated locking bars. Includes 2 handles with keys – 1 locking, 1 fixed. Durable Light Gray and Blue powder coat finish -- please specify. FOB Shipping Point.

H3172-SED 36"W. x 18"D. x 72"H. Wt. 178 (lbs.)

Price Ea. \$750.00

H3272-SED 36"W. x 24"D. x 72"H. Wt. 202 (lbs.)

Price Ea. \$812.48



Visual Storage Cabinets

- The perfect cabinet when security and visibility are necessary.
- Shipped set-up and ready to use.

Sturdy doors are made of 16 ga. steel with full height piano hinges and shatterproof acrylic panels. Shelves adjust on 2" centers. Strong 200 lb. shelf capacity. Ledge cornice top. Features 3 point locking device with plated locking bars. Two handles provided -- 1 locking, 1 fixed and furnished with 2 keys. Durable powder coat finish. Available in Light Gray and Champagne -- please specify. FOB Shipping Point.

H172-SGD 36"W. x 18"D. x 72"H. Wt. 168 (lbs.)

Price Ea. \$651.16

H272-SGD 36"W. x 24"D. x 72"H. Wt. 188 (lbs.)

Price Ea. \$754.26



CABINETS



Hallowell®

Quick Ship
5 DAY SHIPPING
ON ALL IN-STOCK
LOCKERS

Hallowell 800 Series Heavy-Gauge KD Cabinets

- All-welded door frame assembly.
- Corner Foot Gussets provide added rigidity and stability.

Provides maximum protection for tools, dies, delicate instruments, supplies, and personal belongings. Has a neat and attractive appearance and is designed to meet governments requirements. Cabinet is fabricated from heavy gauge steel for appearance and durability. All metal parts are precision engineered. No bolt heads show in front or on side panels. Positive three-point locking (top, center and bottom) and theft resistant hinges for added security. Chrome plated locking handle has built in grooved key cylinder lock. Shelves easily adjust up or down in 2" increments. Triple flanged front for added strength (300 lb. capacity.) Doors swing out quietly a full 180° and are "HAT" section reinforced. Cabinets have a 2 year warranty. Standard colors are Tan (PT) or Black (ME) -- please specify. Order your cabinets in our specially formulated Antimicrobial powder coat finish that protects against bacteria, mold, yeast and mildew for up to 20 years. Color is Light Gray (PL-AM). FOB Shipping Point.



Storage Cabinet



Wardrobe Cabinet



Combination Cabinet

TAN AND BLACK* - 800 SERIES CABINETS

Size W x D x H	Wt. (lbs.)	UNASSEMBLED		ASSEMBLED	
		Product. (No.)	Price Ea.	Product No.	Price Ea.
STORAGE CABINET - INCLUDES 4 ADJUSTABLE SHELVES					
36 x 18 x 78"	131	H815S18	\$503.15	H815S18A	\$628.94
36 x 24 x 78"	155	H815S24	556.87	H815S24A	696.09
WARDROBE CABINET - INCLUDES 1 SHELF AND COAT ROD					
36 x 18 x 78"	119	H835W18	440.20	H835W18A	550.25
36 x 24 x 78"	131	H835W24	473.12	H835W24A	591.41
COMBINATION CABINET - INCLUDES 1 FULL-WIDTH SHELF, CENTER DIVIDER, 3 HALF SHELVES AND COAT ROD					
36 x 18 x 78"	148	H855C18	533.71	H855C18A	667.11
36 x 24 x 78"	168	H855C24	575.52	H855C24A	719.38

*For Tan add (PT) to Product No. For Black add (ME) to Product No.

LIGHT GRAY - ANTIMICROBIAL - 800 SERIES CABINETS

Size W x D x H	Wt. (lbs.)	UNASSEMBLED		ASSEMBLED	
		Product No.	Price Ea.	Product No.	Price Ea.
STORAGE CABINET - INCLUDES 4 ADJUSTABLE SHELVES					
36 x 18 x 78"	131	H815S18PL-AM	\$654.08	H815S18A-PL-AM	\$817.62
WARDROBE CABINET - INCLUDES 1 SHELF AND COAT ROD					
36 x 18 x 78"	119	H835W18PL-AM	572.26	H835W18A-PL-AM	715.32
COMBINATION CABINET - INCLUDES 1 FULL-WIDTH SHELF, CENTER DIVIDER, 3 HALF SHELVES AND COAT ROD					
36 x 18 x 78"	148	H855C18PL-AM	693.82	H855C18A-PL-AM	867.25

Hallowell® DURATOUGH™ ALL-WELDED CLASSIC & GALVANNEAL CABINETS



OPTIONAL LEG KIT

- Fabricated from Galvanneal corrosion resistant steel.
- Can be bolted to all DuraTough cabinets.
- Places cabinet bottom above finished floor.
- Allows cabinets to be moved with a forklift.
- Order to match cabinet depth.

Available in Heavy-Duty and Extra Heavy-Duty models for both our Classic and Galvanite™ corrosion resistant series. Heavy-Duty cabinets are fabricated from 16 gauge sheet steel. Extra Heavy-Duty cabinets are fabricated from 14 gauge steel which is 25% thicker than 16 gauge providing maximum durability. Classic Series cabinets are fabricated from cold rolled sheet steel and are designed for use in non-corrosive environments. Galvanite™ series cabinets are fabricated from galvanneal sheet steel providing protection against high-humidity and moist environments. FOB Shipping Point.

Features:

- All-welded construction, double door design.
- Solid doors are reinforced with 18 gauge full-height door stiffener providing a rigid torque-free door.
- 3-point turn handle locking and heavy-duty 13 gauge 7-knuckle 3½" hinges.
- Back is welded to cabinet top, bottom and sides.
- Shelves are formed to provide maximum capacity and are adjustable on 3" centers.
- Optional leg kits are available and can be bolted to all DuraTough cabinets.
- Color: Charcoal.



CLASSIC SERIES HEAVY-DUTY					CLASSIC SERIES EXTRA HEAVY-DUTY				GALVANITE™ SERIES HEAVY-DUTY				GALVANITE™ SERIES EXTRA HEAVY-DUTY			
Size W x D x H	No. Shelves	Product No.	Wt. (lbs.)	Price Ea.	Product No.	Wt. (lbs.)	Price Ea.	Product No	Wt. (lbs.)	Price Ea.	Product No	Wt. (lbs.)	Price Ea.			
STORAGE CABINETS																
36 x 21 x 42"	2	HW6SC6142-2CL	184	\$984.25	HW4SC6142-2CL	230	\$1,181.09	HWG6SC6142-2CL	184	\$1,230.29	HWG4SC6142-2CL	230	\$1,476.37			
36 x 21 x 60"	3	HW6SC6160-3CL	240	1,148.30	HW4SC6160-3CL	300	1,377.95	HWG6SC6160-3CL	240	1,435.37	HWG4SC6160-3CL	300	1,722.43			
36 x 21 x 78"	4	HW6SC6178-4CL	296	1,230.29	HW4SC6178-4CL	370	1,476.37	HWG6SC6178-4CL	296	1,537.90	HWG4SC6178-4CL	370	1,845.45			
36 x 24 x 78"	4	HW6SC6478-4CL	324	1,271.31	HW4SC6478-4CL	405	1,525.59	HWG6SC6478-4CL	324	1,589.15	HWG4SC6478-4CL	405	1,906.95			
48 x 24 x 60"	3	HW6SC8460-3CL	326	1,312.34	HW4SC8460-3CL	407	1,574.80	HWG6SC8460-3CL	326	1,640.41	HWG4SC8460-3CL	407	1,968.50			
48 x 24 x 78"	4	HW6SC8478-4CL	376	1,394.35	HW4SC8478-4CL	470	1,673.23	HWG6SC8478-4CL	376	1,742.94	HWG4SC8478-4CL	470	2,091.51			
60 x 24 x 78"	4	HW6SC0478-4CL	420	1,517.37	HW4SC0478-4CL	525	1,820.86	HWG6SC0478-4CL	420	1,896.74	HWG4SC0478-4CL	525	2,276.06			
COMBINATION CABINETS-INCLUDES (1) FULL-WIDTH SHELF, CENTER DIVIDER AND (3) PARTIAL WIDTH SHELVES																
36 x 24 x 78"	4	HW6CC6478-4CL	320	\$1,394.35	HW4CC6478-4CL	400	\$1,673.23	HWG6CC6478-4CL	320	\$1,742.94	HWG4CC6478-4CL	400	\$2,091.51			
48 x 24 x 78"	4	HW6CC8478-4CL	340	1,517.37	HW4CC8478-4CL	425	1,820.86	HWG6CC8478-4CL	340	1,896.74	HWG4CC8478-4CL	425	2,276.06			
60 x 24 x 78"	4	HW6CC0478-4CL	378	1,640.41	HW4CC0478-4CL	473	1,968.50	HWG6CC0478-4CL	378	2,050.52	HWG4CC0478-4CL	473	2,460.60			
ADDITIONAL SHELVES-FOR USE IN STORAGE CABINETS																
36 x 21"	-	HW6SCS61CL	16	\$57.77	HW4SCS61CL	20	\$69.34	HWG6SCS61CL	16	\$72.23	HWG4SCS61CL	20	\$86.69			
36 x 24"	-	HW6SCS64CL	19	65.39	HW4SCS64CL	24	78.46	HWG6SCS64CL	19	81.71	HWG4SCS64CL	24	98.06			
48 x 24"	-	HW6SCS84CL	24	74.50	HW4SCS84CL	30	89.40	HWG6SCS84CL	24	93.13	HWG4SCS84CL	30	111.74			
LEG KITS-ORDER MATCHING CABINET DEPTH. FITS ALL CABINET SERIES																
4 x 21 x 4"	-	HWC4LK-1G-CL	15	\$201.84												
4 x 24 x 4"	-	HWC4LK-4G-CL	15	209.71												

STORAGE CABINETS

Steel Cabinets USA

Steel Cabinets USA - Storage Cabinets

- Fully-welded storage cabinets shipped in a secure crate.
- Large selection of sizes and colors with no upcharges.

Choose your width from 36" - 48". This welded steel storage cabinet has 4 adjustable shelves (2" increments). Each adjustable shelf, 36" and wider, has a welded stiffener. All shelves rest on five contact points. A hanger bar is welded to the underside of one shelf so the cabinet may be used as a wardrobe. Janitorial/Combination cabinets feature 3 adjustable shelves, one full top shelf, and a tall opening for storage. Doors feature independent locking handles and two stiffeners for rigidity. Powder coat finish provides durability and ease of cleaning. Choose from 16 finishes with no upcharge. Plastic floor glides elevate the cabinet and allow for easy movement. Made in the USA. Ships securely in a double wall carton within a wooden crate. FOB Shipping Point.

Product No.	Adjustable Shelves	STORAGE CABINETS		Crated Weight (lbs.)	Crated Price Ea.
		Size	W x D x H		
HAAH-36RB	4	36 x 18 x 72"		201	\$522.00
HAAH-36RBMAG1	4	36 x 24 x 72"		254	615.00
HAAH-36RBMAG2	4	36 x 18 x 78"		218	600.00
HAAH-36RBMAG3	4	36 x 24 x 78"		254	658.00
HAAH-42RB	4	42 x 18 x 72"		219	593.00
HAAH-48RB	4	48 x 18 x 72"		257	843.00
HAAH-48RBMAG1	4	48 x 24 x 72"		323	893.00
HAAH-48RBMAG2	4	48 x 18 x 78"		285	879.00
HAAH-48RBMAG3	4	48 x 24 x 78"		339	936.00
JANITORIAL/COMBINATION CABINETS					
HJ-318	3	30 x 18 x 72"		152	425.00
HAF-361	3	36 x 21 x 72"		212	593.00



Storage Cabinet



30"W Janitorial Cabinet HJ-318

Steel Cabinets USA - Mobile Storage

- Fully-welded storage cabinets shipped in a secure crate.
- Casters installed at the factory - Save time.

Choose your width from 36" - 48". 4 adjustable shelves in (2" increments). Each adjustable shelf has a welded stiffener. All shelves rest on five contact points. Doors feature independent locking handles and two stiffeners for rigidity. A hanger bar is welded to the underside of one shelf so the cabinet may be used as a wardrobe. Equipped with a set of 4 heavy-duty 6" casters rated for 300 lbs. each, 2 are locking. Powder coat finish provides durability and ease of cleaning. Bottom of cabinets reinforced with 1/2" thick MDF board for strength. Choose from 16 colors with no upcharges. Made in the USA. Ships securely in a double wall carton within a wooden crate. FOB Shipping Point.

Product No.	Adjustable Shelves	MOBILE STORAGE CABINETS		Crated Weight (lbs.)	Crated Price Ea.
		Size	W x D x H		
HMAAH-3624RB	4	36 x 24 x 66"		222	\$665.00
HMAAH-36722RB	4	36 x 24 x 72"		253	729.00
HMAAH-36782RB	4	36 x 24 x 78"		267	743.00
HMAAH-48662RB	4	48 x 24 x 66"		316	958.00
HMAAH-48722RB	4	48 x 24 x 72"		333	986.00
HMAAH-48782RB	4	48 x 24 x 78"		355	1,037.00



36"W Combination Cabinet - HAF-361



Mobile Cabinet

Casters are factory installed

NO UPCHARGE
Handsome Powder Coat Paint Finishes

"W" Walnut	"SB" Signal Blue	"C" Charcoal	"G" Dove Gray	"B" Black	"DB" Denim Blue	"TS" Tropic Sand	"P" Putty/ Almond
"E" Espresso	"W" White	"R" Signal Red	"NB" Navy Blue	"LG" Leaf Green	"PG" Pastel Green	"WR" Wine Red	"WNP" Why Not Pink

Steel surcharges may apply.

OFFICE STORAGE CABINETS

LYON

Office Storage Cabinets are durable steel construction with a three-point door locking system, polished chrome plated handles, with an integrated grooved key lock with 2 keys. A pan type reinforcement helps maintain door alignment. Lyon's "Quiet Door" feature reduces noise. Each shelf adjusts on 3/4" centers and each cabinet has a 2-3/4" high base.

- Available in Dove Gray.
- Ships Unassembled.
- FOB Shipping Point.
- Surcharge may apply.



Width	Depth	Height	Shelves / Coat Rod	Product No.	Wt. (lbs.)	Price Ea.	Extra Shelf Product No.	Wt. (lbs.)	Price Ea.
A. COUNTER HIGH CABINETS									
36"	18"	42"	2 full-width shelves	HDD1243	87.9	\$191.04	HDD12551	7.3	\$26.55
	24"		2 full-width shelves	HDD1246	104	\$224.92	HDD12601	9.3	\$32.27
48"	24"		2 full-width shelves	HDD1235	130	\$252.63	HDD12581	17.5	\$38.64
B STANDARD CABINETS									
36"	18"	78"	4 full-width shelves	HDD1281	129.1	\$312.16	HDD12551	7.3	\$26.55
	24"		4 full-width shelves	HDD1291	148.5	\$350.29	HDD12601	9.3	\$32.27
48"	24"		4 full-width shelves	HDD1231	199.6	\$409.71	HDD12581	17.5	\$38.64
C COMBINATION WARDROBE CABINETS									
36"	18"	78"	1 full & 4 half shelves/ 1 half coat rod	HDD1289	132.5	\$323.61	—	—	—
	24"		1 full & 4 half shelves/ 1 half coat rod	HDD1299	152	\$366.04	—	—	—
48"	24"		1 full & 4 half shelves/ 1 half coat rod	HDD1233	178.3	\$439.81	—	—	—
D. WARDROBE CABINETS									
36"	18"	78"	1 full-width shelf / 1 full coat rod	HDD1286	112.9	\$267.23	HDD12551	7.3	\$26.55
	24"		1 full-width shelf / 1 full coat rod	HDD1296	127	\$296.73	HDD12601	9.3	\$32.27
48"	24"		1 full-width shelf / 1 full coat rod	HDD1232	155.2	\$340.95	HDD12581	17.5	\$38.64

ALL-WELDED CABINETS

LYON®

All-welded 14-gauge steel construction provides a payload capacity of 1,450 lbs. per shelf. Rugged cast iron handle features a 3/8" thick padlock hasp (lock not included) and 3 heavy-duty 5/16" brass pin hinge plates welded to each door. Secure, 3-point locking system on doors features 3/8" latch rod and 3/16" latch plate. Shelves bolt securely into welded keyhole slots and can be repositioned on 3" centers. Additional shelves are available. 4" high legs welded to cabinet create a forklift base.



- Available in Dove Gray.
- FOB Shipping Point.
- Surcharge may apply



A



B



C



D

E

Width	Depth	Height	Shelves / Bins	Product No.	Wt. (lbs.)	Price Ea.
A - ALL-WELDED SHELF CABINETS						
36"	21"	82"	4 full-width shelves	HDD1114	370	\$934.23
48"	24"		4 full-width shelves	HDD1120	470	\$1,189.83
36"			4 full-width shelves	HDD1115	405	\$975.65
60"			4 full-width shelves	HDD1145	525	\$1,382.88
B - ALL-WELDED EYE-LEVEL SHELF CABINETS						
36"	21"	64"	3 full-width shelves	HDD1112	300	\$809.15
C - ALL-WELDED COUNTER HIGH SHELF CABINET						
36"	21"	46"	2 full-width shelves	HDD1110	230	\$685.07
D - ALL-WELDED COMBINATION CABINETS - 1 COAT ROD						
36"	24"	82"	1 full-width / 3 half shelves	HDD1121	400	\$1,022.57
E - ALL-WELDED COMBINATION SHELF / REMOVABLE BIN CABINETS						
36"	21"	82"	1 full-width shelf, 3 half-shelves with 50 small plastic bins, door has 14 large plastic bins	HDD1122	400	\$1,409.51
			3 full-width shelves and 16 large plastic pins	HDD1123	370	\$1,411.96
			100 small plastic bins on doors 36 large plastic bins inside cabinet	HDD1124	400	\$1,823.35
39"	27"	76"	4 full-width shelves, 12 removable tilt-bins in each door	HDD1125	450	\$1,694.36
			2 full-width shelves, 16 large removable plastic bins in cabinet, 12 removable tilt-bins in each door	HDD1126	460	\$1,994.45
			4 full-width shelves, 6 removable tilt-bins shelves in each door (75 lb. capacity)	HDD1127	455	\$1,744.61
			1 full-width shelf, 3 half-shelves, 12 large removable plastic bins, and 12 removable tilt-bins in each door	HDD1128	460	\$2,023.49
ACCESSORIES						
Width	Depth	Height	Description	Product No.	Wt. (lbs.)	Price Ea.
8-1/4"	14-3/4"	7"	Large Bins	HNF78228	1.5	\$23.55
4-1/4"	5-3/8"	3"	Small Bins	HNF78222	.1	\$2.93

HEAVY DUTY CABINETS

DURHAM MFG
Est. 1922

16 Gauge Cabinets with Hook-On-Bins® (Recessed Door Style)


• Industrial duty, all welded, 16 gauge steel.

3-point locking system with keyed handle and lock rods, 4 keys included. Full height, formed and recessed doors with heavy duty, leaf hinges to prevent sagging and warping. Fully welded louvered panels reinforce door and accommodates Hook-On-Bins®. Hook-On-Bins® installed easily with no tools required. Hook-On-Bins® are included. Durable, gray textured powder coat finish. FOB Shipping Point.

Product No.	Overall Dim. W x D x H	Bin Dim. W x D x H	Wt. (lbs.)	Price Ea.
A) H2501-BDLP-126	36 x 24 x 72"	(48) 4 x 5 x 3" (48) 4 x 7 x 3" (12) 6 x 11 x 5" (12) 8 x 15 x 7" (6) 16 x 15 x 7"	362	\$1,787.70
B) H2603-156B	36 x 18 x 84"	(96) 4 x 5 x 3" (60) 6 x 11 x 5" (48) 4 x 5 x 3" (48) 4 x 7 x 3"	366	1,747.52
C) H2500-138B	36 x 24 x 84"	(24) 6 x 11 x 5" (12) 8 x 15 x 7" (6) 16 x 15 x 7" (48) 4 x 5 x 3" (96) 4 x 7 x 3"	404	1,975.10
D) H2502-186	48 x 24 x 72"	(24) 6 x 11 x 5" (12) 8 x 15 x 7" (6) 16 x 15 x 7"	455	2,237.97

Use Suffix -95 for Yellow Bins, -1795 for Red Bins and -5295 for Blue Bins.

Steel surcharges may apply.



Janitorial Cabinets with Wardrobe/Broom Storage

• Heavy duty, all welded, 14 gauge steel.

HEMDC model doors and sides feature punched diamond pattern allowing for quick visibility and ventilation of contents. 3-point locking system with keyed handle and lock rods, 4 keys included. Full height, formed and recessed doors with heavy duty leaf hinges to prevent sagging and warping. Hanger bar for uniforms, jackets, etc. Ample space for broom storage. Adjustable shelves adjust on 4" centers. No tools required for installation. Durable, gray, textured powder coat finish. FOB Shipping Point.

JANITORIAL CABINETS WITH WARDROBE/BROOM STORAGE					
Product No.	Overall Dim. W x D x H	Shelves	Shelf Cap. (lbs.)	Wt. (lbs.)	Price Ea.
HEMDC-362484-HDL-95	36 x 24 x 84"	5 (4 adj., 1 fixed)	300 (4), 1000 (1)	346	\$1,738.34
H3500-HDL-95	36 x 24 x 84"	5 (4 adj., 1 fixed)	300 (4), 1000 (1)	379	1,444.43

12 Gauge, Mobile Cabinets

• 900 lbs. shelf capacity.

Extra heavy duty, all welded 12-gauge steel with 6" x 2" phenolic casters (2 rigid, 2 locking swivel). 3-point locking system with keyed handle and lock rods, 4 keys included. Side handle for easy maneuvering. Fully welded louvered panels reinforce back and hold Hook-On-Bins®. Shelves bolt into place easily using fasteners provided and adjust on 2 1/4" centers. No tools required for installation. Hook-On-Bins® by Durham are included and install with no tools required. Gray textured powder coat finish. Available in three bin colors, Red (-1795), Blue (-5295), or Yellow (-95) - - please specify. FOB Shipping Point.



12 GAUGE MOBILE CABINETS					
Product No.	Overall Dim. W x D x H	Bin Dim. W x D x H	No. of Shelves	Wt. (lbs.)	Price Ea.
HDCM36-12-2S	36 x 24 x 80"	(12) 8 x 15 x 7"	(2) adjustable	468	\$1,934.12
HDCM48-18-2S	48 x 24 x 80"	(12) 8 x 15 x 7" (6) 16 x 15 x 7"	(2) adjustable	579	2,387.87

14 Gauge, Mobile Cabinets

• 750 lbs. shelf capacity.

Heavy duty, all welded 14-gauge steel with 6" x 2" phenolic casters (2 rigid, 2 locking swivel). 3-point locking system with keyed handle and lock rods, 4 keys included. Side handle for easy maneuvering. Fully welded louvered panels reinforce back and hold Hook-On-Bins® and adjustable shelves rest on louvered panels and adjust on 4" centers. No tools required for installation. Hook-On-Bins® by Durham are included and install with no tools required. Gray textured powder coat finish. Available in three bin colors, Red (-1795), Blue (-5295), or Yellow (-95) - - please specify. FOB Shipping Point.



14 GAUGE MOBILE CABINETS					
Product No.	Overall Dim. W x D x H	Bin Dim. W x D x H	No. of Shelves	Wt. (lbs.)	Price Ea.
H3501M-BLP-12-2S	36 x 24 x 80"	(12) 8 x 15 x 7"	(2) adjustable	400	\$1,784.93
H3502M-BLP-18-2S	48 x 24 x 80"	(12) 8 x 15 x 7" (6) 16 x 15 x 7"	(2) adjustable	499	2,123.69

16 Gauge Cabinets with Hook-On-Bins® and Shelves (Recessed Door Style)

• Industrial duty, all-welded, 16-gauge steel.

3-point locking system with keyed handle and lock rods, 4 keys included. Full height, formed and recessed doors with heavy duty, leaf hinges to prevent sagging and warping. Adjustable shelves rest on louvered panels and adjust on 4" centers. No tools required for installation. Fully welded louvered panels reinforce door and accommodate Hook-On-Bins®. Hook-On-Bins® installed easily with no tools required. Hook-On-Bins® are included. Durable, gray, textured powder coat finish. FOB Shipping Point.



16 GAUGE CABINETS WITH HOOK-ON-BINS® AND SHELVES					
Product No.	Overall Dim. W x D x H	Shelves	Bin Dim. W x D x H	Wt. (lbs.)	Price Ea.
H2501-BDLP-102-3S	36 x 24 x 72"	(3) 35 1/2 x 16 1/2" 1,250 lbs. cap. each	(48) 4 x 5 x 3" (48) 4 x 7 x 3" (6) 16 x 15 x 7"	376	\$1,723.58
H2502-138-3S	48 x 24 x 72"	(3) 47 1/2 x 16 1/2" 750 lbs. cap. each	(48) 4 x 5 x 3" (72) 4 x 7 x 3" (12) 8 x 15 x 7" (6) 16 x 15 x 7"	485	2,238.76

Use Suffix -95 for Yellow Bins, -1795 for Red Bins and -5295 for Blue Bins.

16 Gauge, Mobile Cabinets

• 500 lbs. shelf capacity.

Industrial duty, all welded 16-gauge steel with 6" x 2" phenolic casters (2 rigid, 2 locking swivel). 3-point locking system with keyed handle and lock rods, 4 keys included. Side handle for easy maneuvering. Fully welded louvered panels reinforce back and hold Hook-On-Bins® and adjustable shelves rest on louvered panels and adjust on 4" centers. No tools required for installation. Hook-On-Bins® by Durham are included and install with no tools required. Gray textured powder coat finish. Available in three bin colors, Red (-1795), Blue (-5295), or Yellow (-95) - - please specify. FOB Shipping Point.



16 GAUGE MOBILE CABINETS					
Product No.	Overall Dim. W x D x H	Bin Dim. W x D x H	No. of Shelves	Wt. (lbs.)	Price Ea.
H2501M-BLP-12-2S	38 x 24 x 81"	(12) 8 x 15 x 7"	(2) adjustable	376	\$1,478.82
H2502M-BLP-18-2S	50 x 24 x 81"	(12) 8 x 15 x 7" (6) 16 x 15 x 7"	(2) adjustable	472	1,861.91

A	
A-Frame Trucks	75, 140-141, 181, 184-185, 215
Acoustic,	
Foam	262
Screens	262
Aerosol Can Disposal	261
Air Chain Hoist	368
Air Curtains	443
Air Fans	444-446
Air Hoists	355, 374
Aisle Marking Tape	268-270
Alarms, Back Up	413
Anti-Fatigue Matting	454-459, 462-465, 467-472, 474-480
Appliance Trucks	156
Attachments, Pumps	222, 226-228
Automotive, Collapsible	
Containers	124

B	
Back Supports	265
Back Up Alarms	413
Bags,	
Poly	272-273
Trash	273
Zip-Lock	272
Balancers, Tool	94
Baler, Cardboard	230, 531
Ball Transfer,	
Platform	331
Rails	381
Table	301, 378, 385
Bar Code Label Kit	25
Bar,	
Adjustable Tong	369
Lever	407
Pry	407
Racks	37-39, 177, 181-182
Trucks	189
Barrel,	
Carts	214, 242
Handling Equipment	212, 214-215, 217-228, 230-234, 236, 242, 313
Storage	220
Transporters	214-215, 231-232, 234
Barricades, Safety	378, 398, 416, 421-422
Barriers,	
Chain	417, 421
Custom Sign	416
Stanchion	417
Traffic	421
Wall	398, 418-419, 422, 432-433, 440, 451
Welding	263
Baskets,	
Label	27
Parts	440
Post	47
Stacking	51, 296, 440
Beam,	
Clamps	368, 370
End Stop	371
Lifting	365, 372
Pallet Stop	429
Beams, Spreader	350, 365
Belt Conveyors	379
Bench Safety Cans	253
Bench,	
Locker Room	74, 503, 506
Mobile	64, 69, 71-72, 77
Outdoor	483
Scales	284, 286-287, 289
Benchtops	68, 93
Bike Rack	483
Bins,	
Boxes	53, 104, 106, 109-112, 114, 117-122, 126-127, 132, 136, 138, 147, 278
Cabinets	20, 112, 117, 213, 508-510, 517, 525-526
Carts	47, 50, 137, 141, 190, 215

I	
Clear-View	110, 116, 121, 213
Corrugated	278
Dividers	104-105, 109-110, 118, 120, 132, 136, 138
Drawers	116, 121, 132
Hook-On	51, 136, 138
Hopper	114, 131
Labels	26-27
Mobile	114, 137, 141, 189-190
Racks	53, 105-107, 138
Shelf	20, 53, 105, 107, 117, 120
Shelf Systems	13, 20, 52-53, 108, 117, 137, 190, 509, 517, 525-526
Snap-On	120
Stacking	104, 111, 118, 122
Stands	20, 112, 117
Storage Systems	51-53, 105-108, 111-113, 117, 119-120, 132, 134-136, 138, 185, 213, 508, 510, 517, 525-526
Tip Out	112, 117
Turntable	117
Blowers	445
Body Sprays	248
Bollards	418, 420, 426, 432, 435-436
Boltless Shelving	20, 22-23
Bookcases	481
Booms,	
Hydraulic Drum	212
Telescoping	350
Box Trucks	75, 140, 143, 146, 193, 195
Boxes,	
Bin	104, 106, 109-112, 114, 118, 120-122, 126-127, 136, 138, 144, 278
Corrugated	271
Divider	115, 118, 120, 122, 126, 129
Document Storage	244
Edge and Corner Protectors	276
Nesting	123, 130-131, 144
Plastic	116, 135, 142, 144
Shipping	271
Small Compartment	135
Stacking	126, 129-131, 144
Tote	115, 122, 124, 129
Various Types	89, 142
Building Systems	448-450
Bulk,	
Cage Trucks	56, 200
Carts	75, 144-145, 151, 214
Containers	124, 148-150
Hoppers	131, 151-154, 214
Racks	4-5, 29
Storage	215, 439
Storage Racks	29
Tilt Trucks	146, 151
Trucks	75, 145, 151, 214-215
Tubs	146
Wire Storage Lockers	439
Bumper Post Sleeves	418, 420
Bumpers, Dock	405

C	
Cabinets,	
Aerosol	134
Bench	63, 67, 77, 189, 196
Bi-fold	526
Bin	69, 112, 117, 188, 213, 508-510, 517, 525-526
Bin and Shelf	213, 509, 525-526
Bin Security	213, 215, 508
Cart	62, 69, 139, 188
Combination	213, 260, 509, 511-513, 515-516, 519, 521, 523-526
Computer	520
Custom Safety	252
Cylinder	252, 255, 260

D	
Drawer	8, 62-63, 67, 69, 98, 117, 134-135, 188
Drum	251, 255, 258
Filing	63, 481
Flammable Storage	250-251, 254-256, 258-260
Hazardous Materials	238, 250-252, 256-257
Mesh Cylinder	252
Mobile	62, 67, 69, 99-100, 186-189, 197, 201, 518, 520, 523, 526
Mobile Bench	62, 67, 186
Mobile Bin	112
Paint	188, 197, 215
PPE Storage	260
Safety	238, 252, 254-255, 257-260, 514
Security	188, 201, 213, 254, 512-514, 517, 520, 526
Shop	62, 69, 213
Shop Desks	84-85
Small Parts	63, 112, 117, 134, 136, 213
Stainless	258
Storage	8, 63, 69, 71, 77, 98, 100, 112, 139, 187-188, 196-197, 201, 213, 238, 252, 254-255, 258-260, 508, 510-519, 521-526
Tool Storage	8, 98-100, 196, 201, 213, 512-514, 517, 526
Utility	134, 213
Wall	67, 514-515, 520
Wardrobe	260, 511, 513, 516, 519, 521, 523-524
Wire Safety	196
Work Bench	69, 71, 77
Cable,	
Bridges	390
Protector	414-415, 457
Reels	101-102
Cafeteria Tables	482
Cage,	
Carts	44-45, 170, 195, 215
Trucks	56, 170, 195, 200
Calibration Weights	285
Cans,	
Bench Safety	253
Cigarette	245
Liners	273
Oil Waste	253
Plunger	253
Safety	245, 253
Cantilever,	
Jibs	351, 360-362
Racks	34, 38-39, 177
Car Stops	386
Cardboard Baler	230, 531
Cargo,	
Bars	409
Slings	352
Tie Downs	352
Carousels, Pallet	280, 313
Carpet Poles	296, 386
Carriers, Drum	212, 214-215, 217-218, 221, 223-225, 231-234
Cartons,	
Corrugated	271
Sealing Tape	270
Shipping	271
Carts,	
Bin	50, 139, 147, 215
Bulk	75, 144-145, 151, 165, 171-172
Cabinet	62, 69, 139, 188
Chip	144
Conveyor	316, 343, 378
Customized	68, 401
Cylinder	330
Drawer	75, 189

Cartons,	
Corrugated	271
Sealing Tape	270
Shipping	271
Carts,	
Bin	50, 139, 147, 215
Bulk	75, 144-145, 151, 165, 171-172
Cabinet	62, 69, 139, 188
Chip	144
Conveyor	316, 343, 378
Customized	68, 401
Cylinder	330
Drawer	75, 189

E	
Drum	214-215, 217-218, 242
Dumping	147, 333
Elevating	302, 308, 316, 331, 333, 341, 343, 378
Ergonomic	183, 214-215
Ladder	166
Lift Table	308, 341, 343, 346
Lifting	165, 302, 308, 330, 341, 343
Motorized	56, 163, 316
Open Cage	170, 195
Order Picking	75, 170, 172, 195, 199, 302
Pegboard	79, 139, 140-141, 188, 197, 215
Picking	43, 166, 172
Platform	172, 174-175, 308, 316, 343, 378
Recycling	145, 151
Security	43-45, 54-55, 201, 215
Service	43, 108, 147, 164-165, 198, 202-203, 316, 378
Shelf	43, 54-55, 57, 81, 108, 165, 189-192, 194, 202-203
Stacking Rack	41
Stainless	56, 333
Stock	43, 54-55, 57, 81, 108, 165-166, 171-172, 185, 190-194, 199, 202-203
Tool	79, 91, 99, 139-140, 215
Traction-Drive	333
Tray	50, 57, 139, 190-192
Tub	112, 166
Tuggers	317, 333, 531
Utility	43, 45, 47, 57, 145, 151, 165-166, 171-172, 190-192, 194, 215
Wire	44-45, 54-55, 201, 215
Case, Tool	281
Casters	204-210
Casters Ladders	486, 490
Caution Labels	279
Ceiling Fans	446
Chain Hoists	354-355, 368, 370-371, 373-376
Chairs	92, 95-97
Chemical Storage	250-251, 253, 256
Chip & Waste Truck	153
Chocks,	
Pallet Truck	307
Wheel	406-408
Cigarette, Receptacles	245
Clamps	214, 368, 370
Clamps, Pipe-Structural	422
Colored Poly Tape	267
Colored Vinyl Tape	270
Column,	
Guards	399, 421, 426, 429, 435-436
Protection	269, 399, 421, 426, 429, 435-436
Combination, Cabinets	509, 518
Combustible Storage Cabinets	252
Computer, Cabinets	520
Conductive,	
Grid Container	115
Work Benches	66
Connectors,	
Pipe	422
Slip On	422
Containers,	
Automotive Collapsible	124
Bench Cans	253
Bin Box	104-107, 111-112, 117, 121-122, 126-127, 144
Bulk	124, 148-150
Collapsible	124
Conductive Grid	115
Divider	118

Dri-Pak	170
Forklift	124, 148, 151, 296
Grid	115
Hazardous Materials	253
Mesh	123
Mobile Bin Box Carts	147
Nesting	123, 125, 128, 130-132, 144
Pallet	124, 142, 148, 296
Plunger Cans	253
Ramp	400
Salvage Drums	240
Stacking	104, 109, 123-125, 128, 132-133, 144, 148, 296
Stainless Steel	170
Steel	149-150
Totes	115, 124, 133
Waste	125, 240, 253, 483
Wire	43-45, 296
Containment,	
Berms	238, 242, 246
Spill	238, 240, 242-243, 246-247, 255, 259-260
Waste	240, 253
Conveyor, Skate Wheel	382
Conveyor, Table Truck	301, 378
Conveyors	377-385
Cooling Equipment, Fans	444-446
Cord Protector	414-415, 457
Corner Movers	165
Corner Protectors	276, 278
Corrosive Safety Cabinet	257
Corrugated,	
Bin Boxes	278
Boxes	271
Steel Containers	149-150
Cranes,	
Accessories	356
Adjustable	35

Box Covers	129
Track & Roller	452
Welding	452
Dock Equipment,	
Barriers	398, 418-419, 422, 424-425, 433-436
Boards	388-389, 391-392, 396-397
Bumpers	405, 420, 436
Clearance Bars	420
Door Protectors	419, 420, 435
Emergency Stops	387
Fans	410-411, 445
Gates	424-425, 434
Jacks	165, 171, 304
Levelers	387, 391, 393, 395, 397
Lifters/Stackers	214-215, 308, 395
Lighting	409-413, 445
Pit-Mounted Lift	394
Plates	388-389, 391-392, 396
Ramps	393, 402
Safety Mirrors	264
Safety Railings	398-399, 422, 424-425, 427-428
Scissors Lift	387, 394-395, 496
Seals/Shelters	403-404
Signs	406
Strip Doors	451
Surface Mount	394
Trailer Jacks	409
Warning Beeper/Strobe	387
Weather Stripping	387
Wheel Chocks	406-408
Document Storage	244
Dollies,	
Drum	155, 165, 214-215, 218-219, 222, 242
Dual Purpose	155
Furniture	156, 165
Handle	219, 236
Hardwood	155-156, 169, 183
Keg	215, 218
Lever	173
Pallet	158, 183, 215
Plastic	165, 172
Platform	158, 169, 183
Steel	165, 214, 222
Transport	214-215
Wood	155
Door,	
Air Curtain Openings	443
Gates	437
Guarding	419-420, 435
PVC	447, 451
Stainless Steel	447
Strip	451
Swing	447
Vinyl	451
Wire	438, 442
Drawer,	
Cabinets	8, 20, 62-63, 98, 116, 513
Carts	189
Cases	20, 116, 136
Drench Equipment	248
Drip Diverters	246
Dri-Pak Container	170
Drum,	
Cabinets	240, 245, 255, 258
Crusher	230
Decks	243
Deheader	217
Dollies	155, 165, 214, 216, 218-219, 222, 242
Equipment	155, 212, 214-234, 236-237, 240, 242, 244, 251, 261, 288, 313
Faucets	218, 222
Grips	214, 222, 224-225, 313
Hand	214, 221-223
Haulers	214, 216, 222, 231-234
Heater	229
Jacks	214, 216

Lifters	212, 214, 216, 222, 224-225, 233, 313
Locks	261
Pourer	214, 219, 236
Rotator	212, 214, 219, 233-234, 237
Sheds	240, 245
Spotter	236
Tops	217, 236, 261
Vent	261
Wrenches	216-217
Duct Tape	270
Dump Truck	152-153
Dumpers,	
Box	215, 338
Drum	214, 230, 233-234
Hopper	152-153, 214

E

Edge Protectors	276, 278
Elbow Sleeve	265
Electric,	
Chain Hoist	368
Hoists	355, 370-371, 374, 376
Scissor Lifts	281, 299, 335, 339
Electronic Work Benches	61
Elevating,	
Carts	165, 316, 330-331, 333, 378
Work Platforms	308-309, 335-336, 339, 342-343, 387, 395, 496
Emergency,	
Lights	412-413
Showers	248
Stop	499
Enclosures, Wire Mesh	439
Envelopes, Packing List	279
Environmental Partitions	452
Environmental Waste Containment	240, 243
Equipment,	
Booths	448
Guards	418-419, 430-431, 433-435
Movers	165, 211, 324, 395
Ergonomic,	
Benches	66
Carts	183, 190, 192, 215
Drum Transporter	214, 231
Floor Matting	454-458, 468, 470-472, 474-475
Flooring	24, 453
Lifter	214-215, 327
Mobile Scissors Table	340
Shelf Trucks	199
Work Benches	59, 81
Work Stations	87, 89
Expandable Conveyors	378, 380-381
Eye Wash	248-249

F

Fans	444-446
Fasteners, Pipe	422
Fence Barricade	421
Fiberglass,	
Acoustic Rolls	262
Tape	267
Files, Cabinet	63, 481
Fireproof,	
Cabinets	250-251, 256
Containers	253
Fittings, Pipe	422
Flammable Material Cabinets	250-251, 255-256, 259-260
Flat Bed Tie Downs	353
Floor,	
Cable Bridges	390
Cranes	327, 329, 332, 351, 360-362
Level Tilters	334
Locks	210
Markings	27, 268-269
Matting	269, 454-480

Runners	455-456, 458, 460-465, 467-468, 473, 476
Scale	288-289
Scrubbers	309
Tape	268-269
Tape Applicator	268-270
Fluorescent Tube Caddy	499
Foam, Acoustic	262
Folding,	
Handtrucks	161-162
Tables	482
Footrest	96
Fork Lift, Equipment,	
Accessories	296, 325
Barrel Carriers	212
Carpet Poles	296, 386
Containers	151, 296
Covers	294
Drum Attachments	214, 232
Drum Gripper	214, 218
Drum Handlers	214
Drum Positioner	214
Dumping Hoppers	152, 214
Extensions	296, 308, 325
Forks	296
Hooks	369
Hoppers	143, 151, 154
Personnel Platforms	499
Rug Rams	296, 386
Tube Caddies	499
Fork Lifts	302, 318, 326-328, 531
Fork Truck Extensions	296, 308, 325
Forklift, Jack	165
Foundation Platform Systems	453
Freight Lift	395
Funnel, Drum	261

G

Gantry Cranes	351, 364, 376
Gantry Sling Rack	350
Gates	239, 378, 399, 422-425, 437
Gloves	265
Ground Poles	417
Guardbooths	448
Guards,	
Corner	434
Machine	418-419, 432, 442
Posts	398-399, 426, 429, 432, 435-436
Rack	28-29, 399, 418-419, 427-429, 432, 434-436, 441
Rails	398-399, 418-419, 422-425, 427-432, 434-436

H

Hamper Trucks	151
Hand Chain Hoists	354-355, 368, 370-371, 375-376
Hand Rails	419
Hand Truck,	
Appliance	157, 159-160, 163
Dock Boards	391
Folding	161-162
Platform	161
Trucks	156-163, 173, 214-215, 222, 299, 302-303, 306-307, 312, 326
Vending Machine	157, 159
Hazardous Materials,	
Cabinets	250-251, 256-257
Spill Kits	247
Heaters,	
Drum	229
Portable	446
Radiant	446
Spot	446
Hoisting Hooks	325
Hoists,	
Air Chain	368
Chain	354-355, 363-364, 370-371, 373-376
Drum	216-217

Electric	363-364, 366-368, 370, 376
Hand Chain	368
Lever	368, 371, 373
Power	367
Hooks,	91
Hoppers,	
Bin Box	114, 131
Bin Storage Systems	113
Bulk	131, 145, 151-154
Fork Lift	151-152, 214, 330
Portable	154, 214
Self-Dumping	143, 152-154, 214
Stackable	113
Trucks	330
Hose,	
Bridges	390
Protector	414
Reels	101-103
Hybrid Ladder,	484
Hydraulic,	
Box Dumper	338
Carts	316, 331, 333, 346
Drum Boom	212
Drum Dumper	214, 230
Drum Grips	214
Floor Cranes	329, 332
Hand Trucks	326
Lifts	30, 165, 214-215, 313, 318, 324, 326, 328, 335-336, 339, 341-342, 346, 387, 395, 496, 531
Stackers	300, 313, 315, 319
Tilting Equipment	214, 337, 345
Toe Jacks	211
Work Benches	59, 65

I

In Plant Office Systems	449-450
--------------------------------	---------

J

Jacks,	
Machine	211
Pallet	165, 171, 285, 297, 299, 303-304, 306-307, 310, 312
Pallet Rack	30
Stabilizing	409
Jib Cranes,	
Bracket Kits	357
Cantilever	357, 359, 363
Pillar Base	356, 359
Telescoping	350
Jibs	351, 360-362
Jibs, Wall Mounted	362
Jobsite Storage	100, 508

K

Kits, Label	25
Knee Saver Mat	472
Knives	279
Kraft Sealing Tape	267

L

Label,	
Caution	279
Holders	26-27, 123
Kits	25-27
Protector	269
Wire Shelf Post	26
Labeling Systems	25-27
Ladders	484-493, 496, 498, 500-501
Lanyards	499
Laptop Storage	520
Laundry Trucks	146, 151
Levelers, Dock	387, 391, 393, 395, 397
Lever,	
Bars	407
Dollies	173
Hoists	354, 368, 371
Lift Magnets	349
Lifting Equipment,	
Accessories	165, 285, 321, 324-325
Bar Tong	369
Carts	165, 316, 330-331, 333, 378

Chain	372
Chain Hoists	354-355, 370-371, 373-376
Counterbalance	302, 318, 332
Cranes	285, 327, 329, 332, 351, 356-363, 365-366
Dock Lift	318, 387, 394-395, 496
Drum	212, 214, 216, 222, 224-225, 231-232, 234, 313
Dynamometer	285
Fluorescent Tube Caddy	499
Hoists	363-364, 366-368, 376
Lifters/Stackers	160, 214-215, 298-300, 302, 313, 315-316, 320-321
Magnets	349
Pallet	124, 148, 165, 215, 285, 290-292, 297, 299-303, 305-307, 310-313, 315, 318-319, 322-323, 328, 330, 341, 531
Pallet Tilter	334
Pallet Trucks	215, 300-301, 305, 314, 531
Push End Trucks	369
Scissors Table	308-309, 335-336, 339-340, 342-343, 347-348, 387, 395
Slings	350, 352
Stackers	165, 231, 298-300, 302, 308, 313, 315-316, 319-323, 327-328, 341, 531
Tables	281, 302, 308-309, 334-337, 339-340, 342-346, 348
Telescoping Booms	350
Telescoping Cranes	350
Tension Dynamometer	285
Tote Lifter	295
Trucks	165, 215, 295, 299-303, 305-308, 312-313, 315, 318, 321, 326-328, 330, 341, 343, 494-495, 497, 531
Wheels	372
Lifts, Personnel	491, 493-497
Lighting,	
Dock	409-413, 445
Emergency	412-413
LED	410-411, 413
Warning	296, 410-413, 427, 429
Load Movers	211
Loading Dock Arms	410, 445
Locker Room Benches	74, 506
Lockers,	
Accessories	505-507
Assembled	503-506, 508
Box	502, 504, 506
Bulk Storage	201, 508, 517, 522
Outdoor Safety	238, 508
Plastic	507
Unassembled	502-506
Wire	201, 517
Wire Cylinder	252
Locks, Floor	210
Lumbar Supports	265
Lunchroom Tables	482

M

Machine,	
Guards	418, 432-433, 442
Movers	211
Magnetic Rolls	27
Magnetic Label	27
Magnetic Sweepers	294
Magnets	294, 349
Maintenance,	
Platforms	496
Sorbents	241, 246-247
Work Platforms	499
Masking Tape	270
Matting	269, 454-480
Matting, Disinfectant	474

Matting, Germ Protection . . .	474
Mezzanine Gate	423, 428
Mirrors	264
Mobile,	
Bench Cabinets	62, 187, 197
Benches	60, 62, 64, 69, 71-72, 77-79, 81, 83, 186, 188, 197
Bin Box Carts	137, 147, 189-190
Bin Cabinets	112, 137, 189-190
Bin Carts	47, 79, 139-141, 215
Bin Storage Systems	105, 107, 215
Bins	114, 137, 189-190
Cabinets	62, 69, 99-100, 186-189, 197, 201, 518, 523, 526
Carts	47, 56, 62, 79, 108, 144-145, 151, 197, 201, 203, 215
Computer Cabinets	520
Fan	445
Hose Reels	102
Personnel Platforms	492
Platforms	492
Shelf Trucks	203
Shelving	196, 201-202
Shop Desks	196, 202
Tables	57, 64, 70, 73, 82, 169, 190-192, 281
Tool Carts	79, 139-140, 197, 215
Tub Racks	112
Modular,	
Cabinets	98, 213, 519
Desk	66-67
Drawers	98
Flooring	454, 456, 462, 464
Office Systems	448-450, 519
Storage Buildings	407
Storage Systems	448-449
Work Benches	66-67
Motorized Trucks	163
Movers,	
Load	211
Machine	211
Riggers Outfits	211
Moving Equipment	390, 404
Moving Pads	404

N

Nesting Container	111-112, 114, 122, 125, 128, 130-132, 144
Netting	28
Noise Barriers	451
Noise Control	262

O

Office Systems	448-450
Offices, Prefab	449-450
Open Cage Trucks	56, 200
Openers, Drum	217
Order Picker Truck	302, 494
Organizer Case	20, 116
Overkill Table	176

P

Pack/Ship Work Station	68-69, 90
Packing List Envelopes	279
Paint, Gallon Tipper	217
Pallet Rack Frame Repair Kit	30
Pallet,	
Aluminum	166, 293
Carousels	280, 313
Chock	307
Containment	240, 243
Dolly	158, 183, 215
Drum Spotter	236
Flat Top	292
Fork Extensions	296, 308, 325
Frames	30
Hoisting Hooks	325
Jacks	165, 171, 215, 285, 297, 303-304, 306-307, 310, 312
Leveler	311

Lifts	165, 215, 285, 297, 299-303, 305-307, 310, 312, 314, 318-320, 322-323, 328, 330, 341, 531
Nestable	124
Plastic	124, 148, 215, 290-293
Pullers	407
Rack Guards	28-29, 435, 439, 441
Rack Netting	28
Rack Protection	28-29, 428, 435-436, 441
Racks	31-33, 35-36, 40-41, 435
Scales	284-285, 288, 297, 299, 302, 305, 307, 310
Scissors Lift	297, 307, 311
Shed	245
Spill Containment	240, 243
Spill Control	243-244
Stackers	165, 295, 298-300, 302, 313-314, 319-320, 322-323, 328, 341, 531
Stacking Frames	31-33, 35-36, 40-41
Stand	158, 166, 346
Steel	149, 293
Stops	429, 436
Support Bar	436
Tilters	337-338, 344-345
Truck Scale	285, 297, 307, 310
Trucks	165, 171, 215, 285, 295, 297, 299-307, 310-314, 531
Tubs	142, 146
V Board Load Protection	278
Wire Containers	44-45
Wire Pallets	42

Panel

Trucks	167, 181, 183-184, 194
Wire Louvered	51, 138

Paper Storage

Partitions,

Locker Room	452
Track & Roller	452
Welding	452
Wire	438, 441-442

Pegboard

.	78-79, 91, 140-141, 188, 197, 201, 513-514, 517
-----------	---

Personnel,

Barriers	416-417, 428
Harness	499
Work Platforms	496, 499

Pipe,

Fittings	422
Guards	398
Racks	37-39, 135, 177, 189

Plates, Dock

.	388-389, 391-392, 396
-----------	-----------------------

Platform,

Ball Transfer	316, 331
Dollies	169
Ladders	491
Maintenance	496, 499
Mobile	491-492
Personnel	453, 491, 496
Spill Control	239, 244
Steel	493
Systems	453
Trucks	147, 161, 164-170, 174-175, 178-179, 316, 333, 341, 343
Work	24, 335-336, 339, 342-343, 387, 395, 400, 453, 485, 491-493, 496, 498-499
Work Station	346

Poles, Ground

Poly,

Bags	272-273
Strapping	274, 276
Strapping Kits	274
Tape	266
Portable,	
Fans	445
Hoists	351
Hoppers	154, 214
Post Protectors	399, 426, 429, 435-436

Power,

Conveyors	379
Cord Reels	101-102
Hoists	367
Powered Pallet Truck	295, 300-301, 304-305, 311-314, 531
PPE Storage	260
Prefab Office Systems	449-450
Privacy Partitions	452
Prylever Bars	407
Puller, Lever	373
Pumps	222, 226-228

R

Racks,

Bar	37-39, 177, 181-182
Bulk	4-5, 29
Cantilever	34, 38-39, 177
Carton Storage	89
Decking	9-10, 22, 32, 36, 42, 46
Drum	220, 242
Frame Kit	30
Gas Cylinder	260
Guards	28-29, 433, 435, 441
Netting	28
Pallet	31-33, 35-36, 40-41
Pipe	37-39, 177, 189
Pipe Fittings	398, 422
Portable	31-33, 36, 40-41
Protectors	29-30, 269, 418, 427-428, 434-436, 441
Rod	135
Roll-Out	37, 182
Sheet	181-182, 184, 194
Stacking	31-33, 35-36, 40-41
Storage	9-10, 22-24, 37, 51, 53, 138
Wire Backing	29, 441-442
Wire Rolling	45
Wire Spool	135, 139

Radiant Heaters

Radio Remote Kit

Rail Boards

Rail Wheel Chocks

Railings,

Dock	399, 423-425, 427-428, 436
Guard	430-431, 435
Personnel	423-425, 428
Safety	398, 422
Ramps,	
Container	400
Curb	165
Dock	390, 393, 402
Mobile	393
Steel Yard	386, 400
Truck	389, 390, 393, 396, 402

Receptacles,

Aerosol Waste	261
Cigarette	245
Recycling	125, 145, 151
Trash	125, 483
Waste	125, 240, 245, 483

Recycling,

Carts	145, 151
Drum Tops	217
Receptacles	125, 145, 151

Reels,

Cable	101-102
Caddy	140
Hose	101-103
Power Cord	101-102
Vacuum	101
Wire Caddy	140
Revolving Lights	413
Risers, Wheel	390
Roll Handling Equipment	234-235
Roller Conveyors	377-378, 381, 383-384
Rough Terrain Trucks	313, 531
Rug Rams	296, 386

S

Safety Equipment,

Acid Storage	252
Back Support	265
Barriers	28, 378, 398, 416-419, 421-423, 428, 433-436
Berms	238, 242, 246
Body Sprays	248
Bollards	418, 420, 426, 432, 435-436
Cabinets	213, 238, 251-252, 254-255, 257-260, 512-514
Cans	245, 253
Chemical Storage	250-251, 256
Column Protectors	399, 421, 429, 435-436
Containers	240, 243
Dock Gate	423-425
Drench Showers	248
Drum	214, 229, 242
Drum Funnels	261
Drum Locks	261
Drum Shed	240, 245
Drum Vents	261
Elbow Sleeve	265
Emergency Lights	412-413
Eye Wash	248-249
Flammable Material Cabinets	250-251, 255-256
Flashers	412-413
Floor Markings	268-269
Floor Tape	268-270
Hazardous Liquid Storage	238, 252-253
Light Stick	427
Maintenance Lift	493, 496
Mirrors	264
Netting	28
Personnel Harness	499
Rack Protectors	28, 427, 436
Rail Wheel Chocks	406
Rails	398, 418-419, 422, 424-425, 427-428, 430-431, 434-436
Receptacles	240
Screens	263
Signs	409, 412
Spill Containment	238, 240, 242-247
Trailer Jacks	409
Warning Bar	430-431
Wash	248-249
Welding Protection	263, 452
Wheel Chock Sign	406
Wheel Chocks	406-408
Wire Cylinder Cabinets	252
Work Platform	491-493, 496, 498-499
Sanitary Trucks	151
Scales,	
Pallet Truck	165, 285, 297, 307, 310
Parcel	284, 287
Weighing	284-289
Scissors Lift,	
Driveable/Pushable	495
Pallet	297, 299, 302, 307, 311
Tables	165, 308-309, 316, 331, 333, 335-336, 339-340, 342-344, 346-348, 395
Screens,	
Acoustic	262
Welding	263
Scrubber, Floor	309
Sealing Tape	267, 270
Seals, Dock	403-404
Seating	73, 92, 95-97
Security Equipment,	
Barriers	417, 421, 428
Bin Cabinets	213, 508
Cabinets	188, 201, 213, 254, 512-514
Cages	215
Carts	44-45, 55, 201, 215
Computer Work Station	85

Racks	31-33, 35-36, 40-41
Rubber Wedges	405
Totes	104, 111
Trays	130-131
Trucks	299-300, 302, 308, 313, 315, 319, 321, 327, 341, 531
Stainless Steel Containers	170
Stair-Climber	156-157, 160, 163, 173
Stairways, Customized	401
Stands,	
Bin	112, 117
Pallet	158, 166, 346
Shop	69-70
Stations, Work	68, 80-81, 83, 85, 88, 90, 242
Steel Strapping	274-275
Steel Yard Ramps	386, 400
Step Stools	145, 501
Steps	145, 151, 490
Stock,	
Carts	43, 55-57, 108, 166, 185, 190-194, 199, 201-203, 215
Trucks	169, 191-194, 198-199, 214-215
Stockpickers,	
Bin Systems	53, 106, 112, 120
Carts	57, 190-192, 194, 198, 215
Systems	105, 107
Trucks	183, 195, 199
Work Platform	499
Stools	73, 95-96, 145, 501
Storage Buildings	407
Storage,	
Bags	272
Bar Racks	37-39, 46, 177, 182
Barrel	220
Bin Boxes	104-105, 107, 109, 111, 132, 137-138, 147, 278
Bin Cabinets	112, 117, 185, 213, 508-510, 517, 525-526
Bin Shelving Systems	53, 117, 119-120, 136, 138, 213, 215
Bookcase	481
Bulk Racks	4-5, 29
Cabinets	8, 62, 98, 100, 187, 196-197, 201, 213, 254-255, 257-260, 508, 510-518, 521-526
Cart	43, 68, 137, 215, 520
Carton	89
Chemical	250-251, 253, 256
Containers	104-107, 109, 111-114, 117, 119-123, 125-132, 134-136, 138, 142, 144, 148-150, 260, 296, 508
Cylinder Cabinets	252
Drum	258
Filing Cabinet	63, 481
Flammable Material Cabinets	
.....	250-251, 254, 256, 258-260
Hazard Drum Cabinets	251,
.....	254, 258
Hazardous Liquid Storage	238, 252-253
Hoppers	113
Jobsite	100, 508
Literature	244
Lockers	201, 502-508, 511, 515, 517, 520
Mobile Bin Unit	105, 107, 137, 189-190
Mobile Cabinets	139, 185, 187, 518
Nesting Totes	114, 123
Paint	252
Pallet	148, 290-292
Pallet Racks	31-33, 35-36, 40-41
Pallet Tubs	142
Partitions	438, 442
PPE	260

Racks	4-5, 9, 11-12, 17, 24, 29, 31-36, 40-41, 46-47, 51, 53
Safety Cabinets	213, 255, 258-260
Sheet Racks	181-182, 184
Shelving	2-24, 29, 46, 54, 56, 508, 513, 523-524
Skid Boxes	146
Stacking Racks	31-36, 40-41
Systems	53, 119, 520, 523-524
Wall Mount Bin Box	138
Wardrobe Cabinets	260, 511
Wire Mesh Containers	150, 193
Wire Partitions	441-442
Wire Shelving	48, 50-51, 54-56
Wire Spools	139
Straddle Tilter	338
Strapping,	
Dispensers	275
Kits	274
Seals	275
Shipping	274
Steel Strap Accessories	275
Supplies	274-276, 282-283
Tools	276, 282-283
Stretch Wrap	277
Stretch Wrap Dispenser	277
Stretch Wrap Machine	280, 282-283, 313
Strip Curtains	451
Strip Doors	451
Stroke Lights	413
Supports, Back	265
Supports, Elbow	265
Sweepers	294, 407
Sweepers, Magnetic	294
T	
Tables,	
Ball Transfer	301, 378, 385
Folding	482
Lift	165, 281, 308-309, 334-337, 339-346
Lunchroom	482
Machine	73, 82, 176
Mobile	56-57, 78-79, 190-192, 281
Non Folding	482
Outdoor	483
Overkill	176
Scissors	165, 281, 308-309, 316, 330-331, 333, 335-336, 339-340, 342-344, 346-347
Tilt	334, 337, 344-345
Utility	56, 482
Work	56, 58-61, 63-73, 76-84, 86-90, 92-93, 176, 194, 196, 281
Tank Truck Ladders	491
Tape	266-270
Tape Dispensers	266-269
Telescoping	
Booms	350
Gates	423
Jib Cranes	350
Tie Downs	353
Tilting Equipment,	
Barrel Carrier	212
Chip & Waste Truck	153
Drum	214, 233
Drum Grips	214
Drum Rotators	214, 219, 237
Floor Level	334
Hoppers	152
Pallet	334, 337-338, 345
Tables	334, 337, 344-345
Trucks	143, 146-147, 151-152, 214, 338, 345
Tool,	
Arm Supports	94
Balancers	94
Boxes	99, 281
Cabinets	99, 134, 136, 213

Caddy	116
Carts	91, 99, 215
Case	281
Storage	91, 99-100, 140, 196, 201, 213, 215, 281, 512-514, 517, 526
Tote,	
Bins	111, 122-123
Lifter	295
Straightwall	124, 133
Trucks	185
Track & Roller Partitions	452
Traffic Doors	451
Trailer Jacks, Dock	409
Trailer, Tie Downs	353
Trailers	170, 180
Transporters,	
Drum	214, 231-232
Roll	234-235
Tubs	146
Trash,	
Bags	273
Drum Tops	217
Receptacles	125, 483
Tray,	
Carts	50, 139
Spill	245
Trays	50, 130, 144, 246
Trolleys	351, 355, 363-366, 370-372, 375-376
Truck,	
A-Frame	75, 140-141, 181, 184-185, 215
Adjustable Tray	140-141, 185
Appliance	156-157, 159, 163, 215
Bar	189
Bar & Pipe	177, 181, 189
Barrel	215, 221-222
Box	75, 140, 143, 146, 193, 195, 201
Bulk	179, 195
Closed Cage	193, 201
Cradle	177
Customized	68, 401
Deep Tray	199
Drum	212, 214-215, 218, 221-225, 313
Drywall	172, 181, 184
Dump	151-153, 333
Flat Top	75, 172, 179
Folding	161-162, 164
Hand	156-163, 173, 214-215, 222, 299, 302-303, 305-306, 317, 326, 531
Heavy Duty Die	75
Jibs	351
Laundry	146, 151
Lift	165, 214, 295, 299, 302-303, 305-307, 312-313, 318, 321, 324, 326-328, 330, 333, 341, 531
Mesh Box	193, 200-201
Mesh Security	200-201
Narrow Aisle	172, 179
Nestable Tilt	143
Open Cage	193, 200
Pallet	165, 171, 215, 285, 295, 297, 299-307, 310-314, 531
Panel	167, 172, 181, 183-185, 194
Pegboard	79, 140-141, 185, 197
Pipe Stake	177
Platform	147, 160-161, 164, 166-170, 172, 174-175, 178-179, 316, 333, 341, 343
Ramps	389-390, 393, 396, 402
Security	193, 201
Service	167, 179, 191-195, 198
Sheet	172, 181, 184, 194
Shelf	191-195, 198-203
Skid	304
Stand Up	302
Stock	169, 179, 191-195, 198-199, 214

Stockpicking	183, 195
Three Sided	193
Tie Downs	353
Tilt	143, 146-147, 151-153, 338, 345
Tray	185, 203
Utility	145, 151
Vending Machine	159
Wagon	180
Waste	151, 153
Tubs	112, 122, 146
Tubs, Pallet	142
Turntables	280, 282-283, 313
U	
U-Boat	163, 171-172
Utility,	
Cabinets	134, 213
Carts	43, 47, 55-57, 145, 151, 165-166, 171-172, 190-192, 194
Storage Systems	213
V	
Vents, Drum	261
Vertical Lifts	497
Vinyl Doors	451
W	
Wagon Trucks	180
Walk Ramps	390
Wall,	
Blankets	262
Mounted Cabinets	514-515, 517-518
Mounted Fan	444
Partitions	449-450
Protectors	427, 434-435
Shelving	58
Wardrobe Cabinets	260, 511, 513, 515-516, 518-519, 521, 523-524
Warehouse,	
Barriers	418-419, 433, 440, 434-435
Storage	2-3, 5-13, 15-24, 29, 46, 54-55, 137, 141, 213, 215
Warning,	
Lights	296, 412-413, 427, 429
Signs	409
Waste,	
Bags	273
Containers	125, 240, 253, 483
Containment	240
Environmental Containers	240
Safety Cans	253
Tilt Trucks	146
Trucks	151, 153
Waste Receptacles,	
Cigarette	245
Drum Tops	217
Fire Safe	245
Recycling	125
Weighing Scales	284-289
Weighing Scales, Pallet Truck	165, 285, 288, 299, 302, 305, 307, 310
Welding Barriers	263, 452

Wheel Chocks	406-408
Wheel Risers	390
Wheels	204-210
Winch,	
Lift	326, 353, 372
Stacker	372
Truck Jib	351
Wire,	
Barriers	440
Cabinets	196, 201, 517
Carts	44-45, 54-56, 201, 215
Containers	43-45, 51, 296
Cylinder Storage Lockers	252
Decking	21, 29, 42
Doors	438, 442
Lockers	201, 441
Mesh Containers	51, 150, 296
Pallet Rack Guards	439
Partitions	438, 441-442
Security Trucks	193, 215
Shelving	21, 48-56
Spool Rack	139
Storage Lockers	439
Work Cells	440
Work Bench Components	68-69, 72-73, 88, 93
Work Bench Tops	68, 93
Work Benches	59-69, 71-72, 76-81, 83-84, 86-88, 90, 92-93, 186, 188, 194, 196
Work Cells	440
Work Platform, Accessories	499
Work Platforms	24, 335-336, 339, 341-343, 387, 395, 453, 492-493, 496, 498-499
Work Stations,	
Cabinet	63, 69, 99, 188, 213
Ergonomic	87, 89, 92
Industrial	68
Packing	68, 88-89
Work Tables	58-61, 63-72, 76-81, 83-84, 86-90, 93, 194, 196
Workstations	69-70, 79, 88-90, 92, 99, 188, 242, 453, 482
Wrenches, Drum	216-217

Z	
Zip-Lock Bags	272

TERMS

1. THE CURRENT VOLATILITY IN STEEL, ALUMINUM AND TARIFFS PRICES HAVE RESULTED IN EXTREME PRICE FLUCTUATIONS – ALL PRICES MUST BE CONFIRMED BY DEALER AT TIME OF ORDER.
2. Specifications and prices are subject to change without notice.
3. No liability is assumed by this company for damage and or injury resulting from use of equipment supplied by this company.
4. All returns must be authorized by us.
5. Please inspect merchandise upon receipt and note any damage on bill of lading.

POWERED EQUIPMENT



Heavy Duty Powered Stackers

Handles Loads Up To 3,000 LB.

Semi-Electric Stacker with Powered Lift will raise and lower loads quickly and easily. Easily maneuverable using the standard pulling handle. Highly efficient and durable. Feature (1) 12V battery, integral battery charger and battery level gauge.

Fully Powered Electric Stacker transports loads throughout warehouse facilities quickly and with less effort. High torque 24VDC drive and lift motor handles heavy-duty jobs. Ergonomic handle features easy-to-operate throttle with infinite adjustment of forward and reverse speeds, lift/lower controls, proprietary safety-enhancing emergency reverse function, and horn. Features (2) 12V lead acid deep cycle batteries, integral battery charger, and battery level gauge.



Product No.	Fork Size	Service Range	Capacity 0" to 62"	Capacity 62" to 118"	Capacity 118" to 125"	Wt. (lb.)	Price Ea.
SEMI-ELECTRIC STACKERS WITH POWERED LIFT & MANUAL PUSH							
HSL3-36-AA	42" x 4"	2.125" to 36"	3,000 lb.	--	--	842	\$5,784.87
HSL3-63-AA	42" x 4"	2.125" to 63"	3,000 lb.	--	--	1435	6,175.88
FULLY POWERED ELECTRIC STACKERS WITH POWERED LIFT & POWER DRIVE							
HS3-62-AA	42" x 4"	2.5625" to 62"	3,000 lb.	--	--	1572	11,917.85
HS3-118-AA	42" x 4"	2.5625" to 118"	3,000 lb.	2,500 lb.	--	1958	14,680.93
HS3-125-AA	42" x 4"	2.5625" to 125"	3,000 lb.	2,500 lb.	2,000 lb.	1987	14,585.87

Cardboard Baler

- Ships in standard 53FT swing door trailer for lower freight cost.
- Compact design ships knockdown; some assembly is required.
- Centrally located compacting cylinder helps create a space saving cardboard bale.
- Control panel with PLC controls for accurate machine logic.
- Stacked status lights provide visual information:
 - Red = Baler is full
 - Yellow = In use
 - Green = Ready to use
- Semi-automatic bale ejection system.
- Bale size: 60"L x 30"D x 42"H
- Bale weight: 1100 ±100 lbs.
- 460V-3PH 6.5HP high-torque TEFC electric motor.
- Two-speed hydraulic pump yields a cycle time less than 60 seconds.
- UL listed controls.
- Fork pockets allow for positioning:
 - Usable pocket size: 7-5/8"W x 2-5/8"H
- Industrial-grade welded steel construction.
- Durable liquid painted finish.



Product No.	Overall Size (W x D x H)	Loading Height	Load Opening	Cycle Time	Wt. (lb.)	Price Ea.
HCBB-3000-37	75 1/4" x 41" x 142 1/4"	15 1/4"	22 3/4"	60 sec.	3865	\$18,889.95

Electric Powered Rough Terrain Pallet Trucks

- Works on smooth or gravel surfaces
- Powered raise/lower & forward/reverse
- Handle loads up to 3,000 pounds

Perfect for quick operation when moving heavy loads over uneven landscapes. Ergonomic handle features easy to operate throttle with infinite adjustment of forward and reverse speeds, lift/lower controls (2 1/8 to 12 5/8"), emergency reverse-function and horn. Forks measure 4"W x 42"L. Truck rolls smoothly on Front (16") and Rear (11-13/16") rubber tires. The rough terrain truck operates through DC power, while the drive motor utilizes AC drive technology. The unit comes equipped with 2x12V batteries, integral battery charger, and battery level indicator. Specialty attachments available, contact factory.



Product No.	Usable Width	Overall Size (W x L x H)	Uniform Capacity	Wt. (lb.)	Price Ea.
HRT-EPT-3-24	24"	36 1/2" x 67 1/2" x 48 1/2"	3,000 lb.	1092	\$9,146.95
HRT-EPT-3-48	48"	62" x 67 1/2" x 48 1/2"	3,000 lb.	1293	9,403.91

Heavy-Duty Electric Powered Tuggers

Move loads without excessive stress or strain on the user's body! Heavy-Duty Electric Powered Tuggers are suitable to use in airports, hospitals, and wholesale and retail stores. They can be used in a variety of applications like pulling industrial carts, hoppers, trash cans, trailers, and tow bars. Ideal to push/pull loads without extreme stress or strain on the user's body. The tuggers also help reduce the risk of accidents and injuries and improve handling efficiencies. High torque 24V DC drive motor handles heavy-duty jobs. Ergonomic handle features easy to operate throttle with FWD/REV speeds and horn. Includes an electromagnetic disc brake with automatic dead-man feature that activates when the user releases the handle. Includes two (2) 12V batteries, an integral battery charger and battery level gauge. Pin Hitch is standard.



Product No.	Overall Size (WxLxH)	Uniform Pull Capacity	Weight (lbs.)	Price Ea.
HE-TUG-HD-30*	20-1/4"x31-3/4"x49-1/4"	3,000 lbs	402	\$4,564.91
HE-TUG-HD-50	26"x32"x50-1/2"	5,000 lbs	624	5,821.96
HE-TUG-HD-70*	26"x32"x50-1/2"	7,000 lbs	936	7,960.85
HE-TUG-HD-100	29"x32"x52"	10,000 lbs	1,160	9,994.99
OPTIONAL ATTACHMENTS*				
HE-TUG-HD-DABH	Double Adjustable Ball Hitch		13	195.88
HE-TUG-HD-DPINH	Double Pin Hitch		8	88.87
HE-TUG-HD-PINH	Pin Hitch		6	94.95
HE-TUG-HD-RP-16	Roll Pusher, 16" Width		76	698.91
HE-TUG-HD-RP-20	Roll Pusher, 20" Width		93	889.91
HE-TUG-HD-SBH-4	Single Ball Hitch, 4" Length		8	77.87
HE-TUG-HD-SBH-8	Single Ball Hitch, 8" Length		9	83.96
HE-TUG-HD-SLH	Self Locking Hitch		5	93.87
HE-TUG-HD-SLPINH	Spring Loaded Pin Hitch		12	121.85

*Check availability.



ToughTech™ Series

- Durable urethane seats and backs that stand up to the rigors of industrial use.

Self-skinned urethane seats and backrests are padded and feature ventilation ribs. "Soft Touch" pneumatic mechanism allows easy adjustment of the seat height. UUS series is constructed with a tubular base with footring -- UUA series with a cast aluminum base. Frame available in Black. FOB Delivered.

UUS SERIES			
Product No.	Seat Ht. Adj.	Wt. (lbs.)	Price Ea.
HUUS-L-HG	17-21"	35	\$459.17
HUUS-L-RC*	17-21"	37	459.17
HUUS-M-HG	20-27"	36	466.13
HUUS-H-HG	24-31"	37 (70 UPS wt.)	492.73
UUA SERIES			
HUUA-L-RC*	16-21"	36	457.27
HUUA-L-HG	16-21"	34	457.27
HUUA-M-HG	18-25"	35	464.24
HUUA-H-HG	21-31"	34	472.47

*Supplied with casters.

XHD Extra Heavy Duty Storage Cabinets

- Cabinets are rugged all welded construction made from 14 and 16 ga. Steel.
- Available in 4 sizes.

The toughest cabinet built! Designed for extra heavy and extra rough use. Galvanized shelves for a long lasting durable finish -- scratch, oil and chemical resistant. 800 lb. shelf capacity. Finish is high visible precaution blue which is an electrostatically applied powder coated finish. Optional fork lift base allows ease in moving loaded cabinets. Fork lift base adds 4" to height of cabinet. Includes heavy-duty carton and skid. FOB Shipping Point.

Product No.	Size W x D x H	Wt. (lbs.)	Price Ea.
HXHD-3142	36 x 18 x 42"	187	\$651.99
HXHD-3242	36 x 24 x 42"	218	720.32
HXHD-3178	36 x 18 x 78"	278	981.72
HXHD-3278	36 x 24 x 78"	370	1,100.72

HXHD-FB18 18" Fork Lift Base Wt. 31 Price Ea. \$132.24
HXHD-FB24 24" Fork Lift Base Wt. 38 Price Ea. \$141.67

The Drum Management System

- Modules combine efficient drum storage, positive spill control and safe liquid dispensing.
- Meets safety and environmental protection requirements.

Modular system organizes drum storage for maximum efficiency, productivity and cost savings. Handles either 30 or 55 gal. drums -- Class IB or IC flammables and combustibles. UV protected polyethylene construction provides maximum chemical compatibility and resistance preventing corrosion and deterioration. Contains base, stack and dispensing shelf. Base handles 2 drums with a load capacity of 3000 lbs. Dispensing well conveniently holds either 5 gal. safety cans or 6 gal. pails. Complete with fork channels. Generous 66 gal. "open view" spill containment sump catches spills which are easy to spot and quickly cleaned up. The stack module doubles system capacity holding additional 2 drums -- load capacity 1500 lbs. Dispensing shelf with a load capacity of 60 lbs. mounts securely to this module. Base module is EPA and UFC approved. 100% recycled polyethylene. FOB Shipping Point.



Product No.	Description	Sump Cap. (gals.)	Wt. Cap. (lbs.)	Size W x D x H	Wt. (lbs.)	Price Ea.
28667	Base Module	66	3000	49 x 59 x 26"	141	\$1,018.69
28669	Stack Module		1500	49 x 46 x 12"	70	572.68
28671	Dispensing Shelf		60	19.5 x 18.75 x 16.5"	8	247.51

46" Wide Economy Mobile Cabinet

- Mobile work stations keep valuables under lock and key.

Use these rugged cabinets as maintenance or work stations on wheels. Built from heavy gauge steel for durability. Doors swing on full-piano hinge and single point locking handle. Ball bearing slide drawers feature pull handle and keyed alike cylinder lock. 3" H backstop. Rolls on 5" polyurethane casters (2 rigid, 2 swivel). Gray powder coat finish. All welded and ready to go. FOB Shipping Point.

Ltr. No.	Product No.	Size W x D x H	Wt. (lbs.)	Price Ea.
A	H2221-95	48 x 18 x 36½"	218	\$1,140.57
B	H2220-95	48 x 18 x 36½"	180	789.94



Nestable Tilt Trucks

- All-welded Steel Frame.
- Lightweight and Economical

Larger capacity and molded body make these trucks lightweight and economical. Molded wheelwells with inboard, high-quality wheels allow multiple units to nest for freight savings. Protects walls and doorways from impact damage. Optional hinged lids available for all 6 sizes. Available in Gray, Blue, White, Red, Green, Yellow, Black or Orange body colors -- please specify. 3.0 cu. yd. models in Gray only. FOB Shipping Point.



NESTABLE TILT TRUCKS					
Product No.	Cap. Wt. (lbs)	Body Size L x W x H	Overall Ht.	Wt. (lbs)	Price Ea.
H1/3 CU-L	275	48 x 26 x 26"	30"	53	\$261.00
H1/3 CU-HD	1,200	48 x 26 x 26"	31"	104	599.00
H5/8 CU-L	600	55½ x 26½ x 32"	36"	70	436.00
H5/8CU-S	1,000	55½ x 26½ x 32"	37½"	89	605.00
H5/8 CU-HD	1,500	55½ x 26½ x 32"	37½"	117	714.00
H1.1 CU-L	900	69 x 31½ x 34"	39½"	99	569.00
H1.1 CU-S	1,400	69 x 31½ x 34"	39½"	126	799.00
H1.1 CU-HD	2,100	69 x 31½ x 34"	41½"	167	993.00
H1.7 UT	1,000	74 x 40 x 45½"	50½"	165	884.00
H1.7 CU-S	1,700	74 x 40 x 45½"	53½"	207	1,198.00
H1.7 CU-HD	2,200	74 x 40 x 45½"	53½"	263	1,301.00
H2.2 UT	1,200	74 x 51 x 45½"	52½"	193	1,065.00
H2.2 CU-S	2,000	74 x 51 x 45½"	53½"	240	1,344.00
H2.2 CU-HD	2,500	74 x 51 x 45½"	53½"	296	1,471.00
H3.0 CU-S	2,500	81 x 56 x 48"	56"	298	1,670.00
H3.0 CU-HD	2,800	81 x 56 x 48"	56"	350	1,749.00

Surcharge may apply.